

KIC 011823836

Q1-17 DR25 TCE Parameters

TCE	Run Type	KOI?	Period (Days)	Epoch (BKJD)	Depth (ppm)	Duration (Hours)	MES	SNR	R_{\star} (R_{\odot})	T_{\star} (K)	R_p (R_{\oplus})	S_p (S_{\oplus})
011823836-01	OBS	No	0.562252	131.989867	9.4	4.140	9.4	6.8	3.84	6977	1.27	0.00
011823836-02	OBS	No	18.264660	134.760922	214.8	1.697	11.2	13.5	3.84	6977	5.74	1115.94
011823836-03	OBS	No	15.878395	134.417445	340.2	0.578	12.5	14.5	3.84	6977	7.42	1344.98
011823836-04	OBS	No	11.333327	142.481634	246.7	1.253	12.7	16.5	3.84	6977	6.42	2108.53
011823836-05	OBS	No	8.330311	134.253320	432.5	0.589	13.8	18.8	3.84	6977	8.48	3178.64
011823836-06	OBS	No	3.099585	133.559616	56.5	1.304	12.2	7.3	3.84	6977	2.95	11877.33
011823836-07	OBS	No	11.445019	134.511939	172.8	2.076	11.2	12.7	3.84	6977	5.11	2081.14

Robovetter Results

TCE	Run Type	Disp	Score	N	S	C	E	Comments
011823836-01	OBS	FP	0.00	1	0	1	0	LPP_DV—LPP_ALT—HALO_GHOST
011823836-02	OBS	FP	0.00	1	0	0	0	INDIV_TRANS_RUBBLE—TRANS_GAPPED—LPP_DV—MOD_NONUNIQ_DV
011823836-03	OBS	FP	0.00	1	0	0	0	INDIV_TRANS_RUBBLE—TRANS_GAPPED—LPP_DV—MOD_NONUNIQ_DV
011823836-04	OBS	FP	0.00	1	0	0	0	INDIV_TRANS_RUBBLE_TRACKER—TRANS_GAPPED—LPP_DV—MOD_NONUNIQ_DV
011823836-05	OBS	FP	0.00	1	0	0	0	INDIV_TRANS_RUBBLE—TRANS_GAPPED—MOD_NONUNIQ_DV—CENT_FEW_DIFFS
011823836-06	OBS	FP	0.00	1	0	0	0	INDIV_TRANS_RUBBLE—TRANS_GAPPED—LPP_DV—MOD_NONUNIQ_DV—MOD_TER_DV—CENT_FEW_DIFFS
011823836-07	OBS	FP	0.00	1	0	0	0	INDIV_TRANS_RUBBLE—TRANS_GAPPED—LPP_DV—MOD_NONUNIQ_DV—CENT_FEW_DIFFS

Notes: OBS = Observed. INJ = Injected. INV = Inverted. SCR = Scrambled.

N = Not Transit-Like. S = Stellar Eclipse. C = Centroid Offset. E = Ephemeris Match.

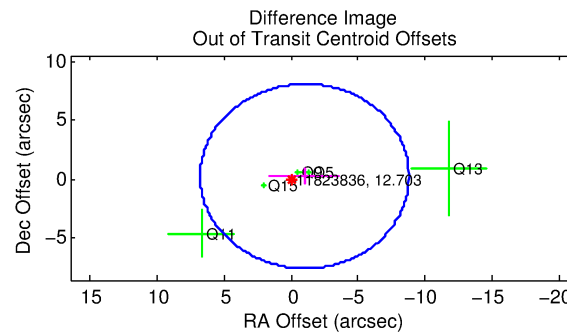
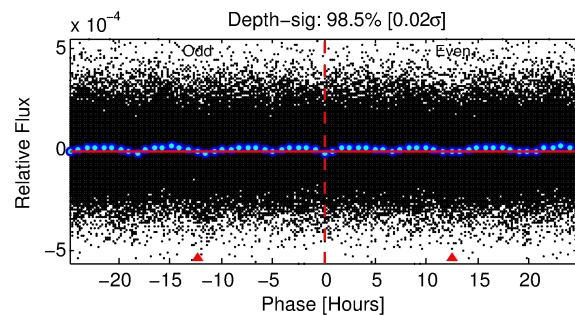
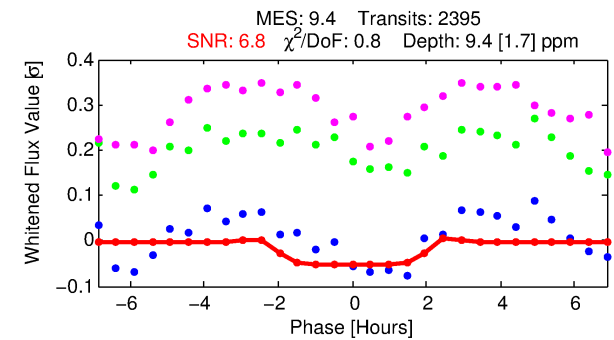
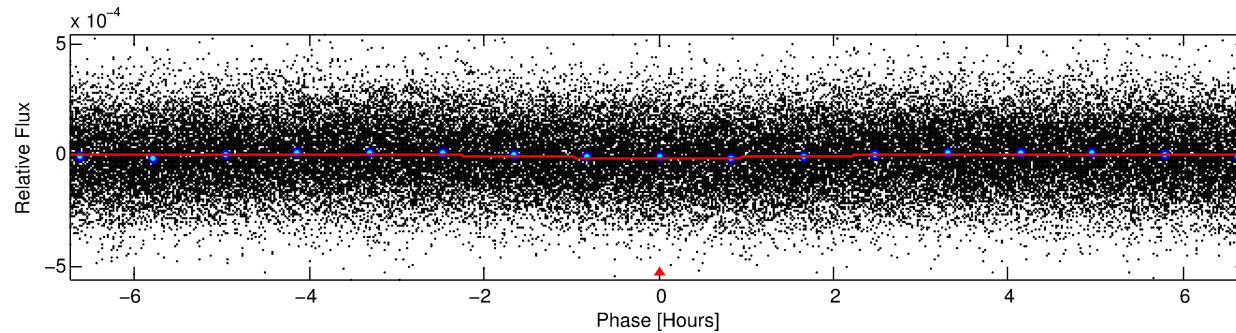
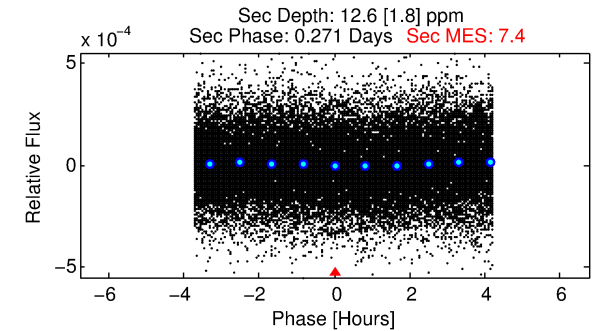
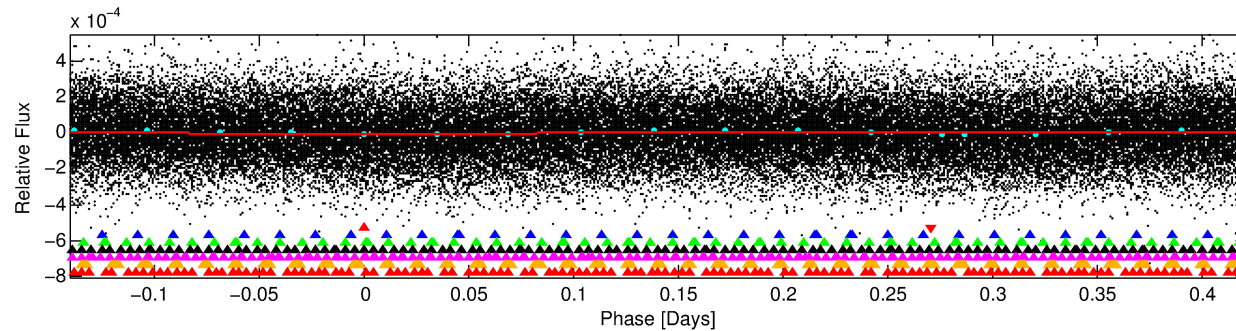
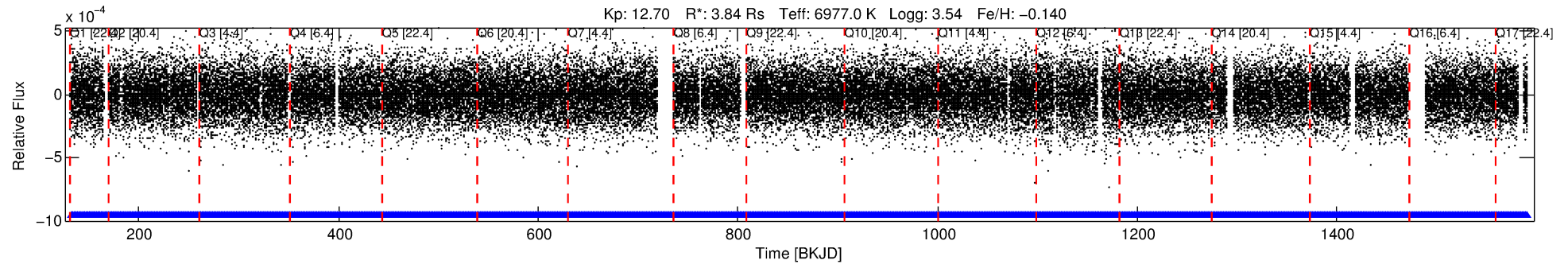
See http://exoplanetarchive.ipac.caltech.edu/docs/API_kepcandidate_columns.html#proj_disp_col for comment definitions.

Ephemeris Match Information For 011823836-01

No Significant Match Found

DV One-Page Summary

KIC: 11823836 Candidate: 1 of 7 Period: 0.562 d



DV Fit Results:

Period = 0.56225 [0.00002] d
Epoch = 131.9899 [0.0060] BKJD
Rp/R* = 0.0030 [0.0019]
a/R* = 1.11 [0.79]
b = 0.72 [2.49]
Seff = N/A
Teq = N/A
Rp = 1.27 [0.91] Re
a = N/A
Ag = N/A
Teffp = N/A

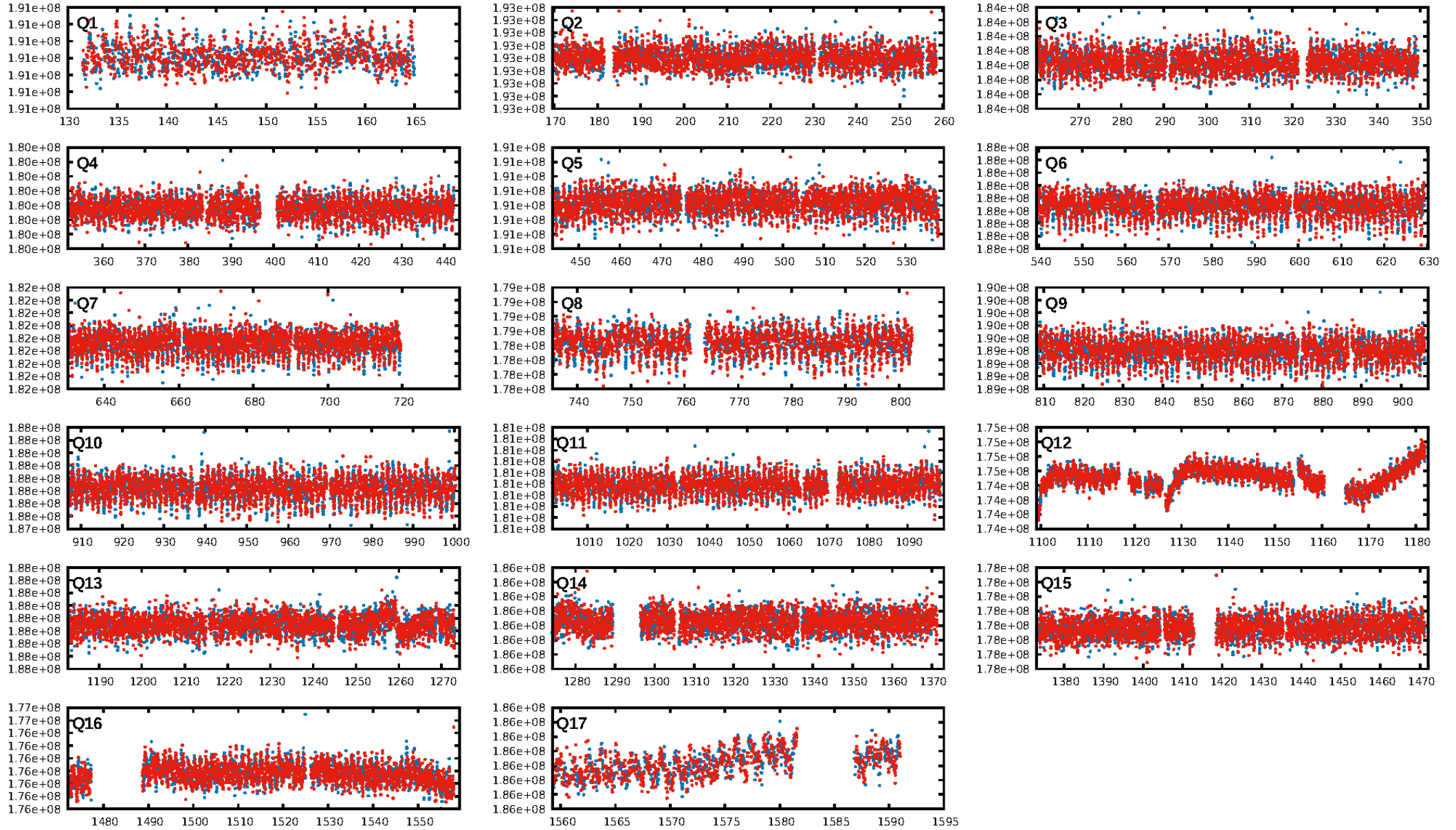
DV Diagnostic Results:

ShortPeriod-sig: N/A
LongPeriod-sig: 100.0% [14.03σ]
ModelChiSquare2-sig: N/A
ModelChiSquareGof-sig: N/A
Bootstrap-pfa: 2.10e-64
RollingBand-fgt: 1.00 [2287/2287]
GhostDiagnostic-chr: -0.08147
Centroid-sig: 0.0%
Centroid-so: 4.070 arcsec [3.22σ]
OotOffset-rm: 1.043 arcsec [0.40σ]
KicOffset-rm: 1.039 arcsec [0.34σ]
OotOffset-st: 0/2/0/3 [5]
KicOffset-st: 0/2/0/3 [5]
DiffImageQuality-fgm: 0.60 [3/5]
DiffImageOverlap-fno: 1.00 [17/17]

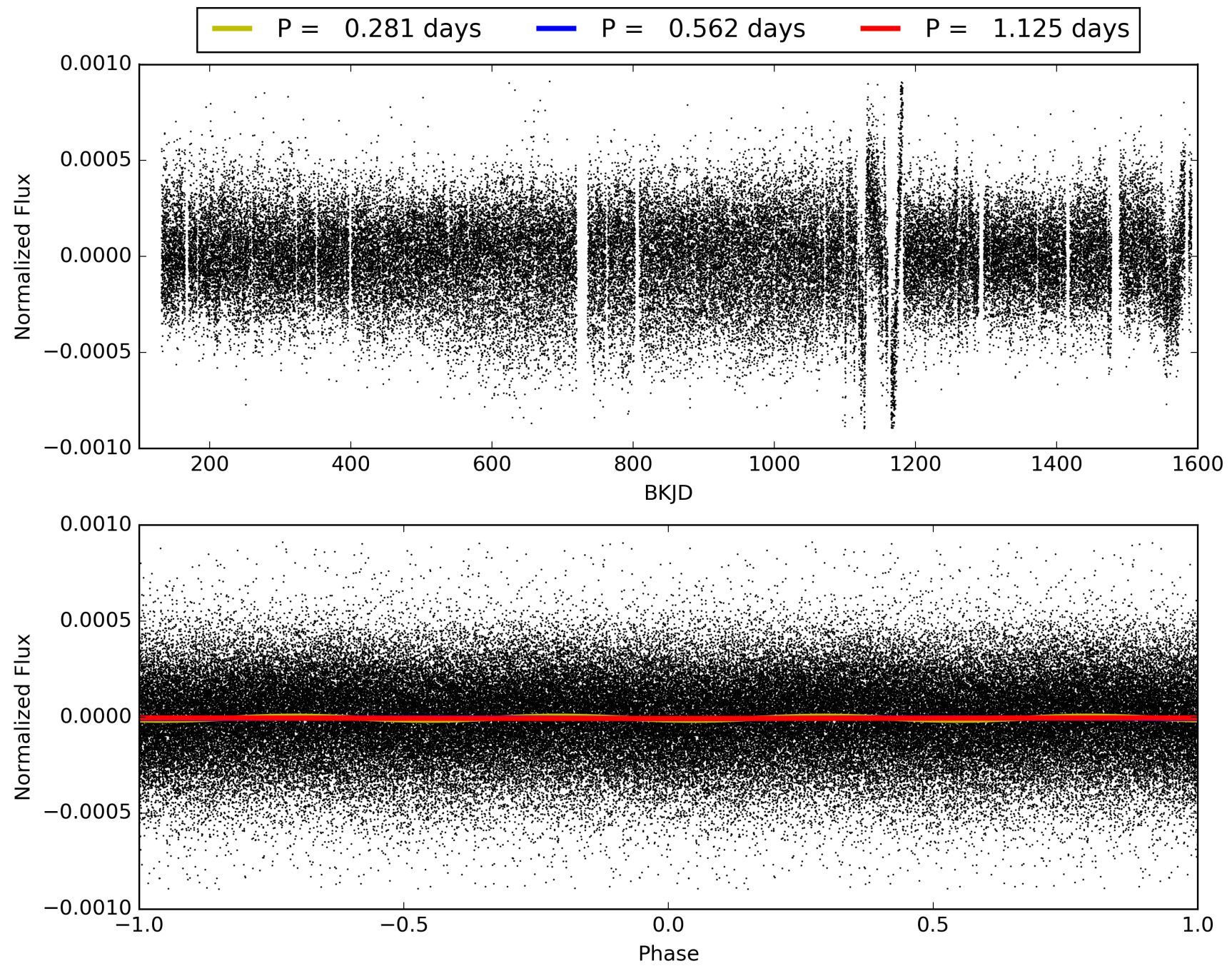
Software Revision: svn+ssh://murzim/repo/soc/tags/release/9.3.42@60958 -- Date Generated: 30-Jan-2016 04:55:12 Z

This Data Validation Report Summary was produced in the Kepler Science Operations Center Pipeline at NASA Ames Research Center

TCE 011823836-01, PDC Light Curves

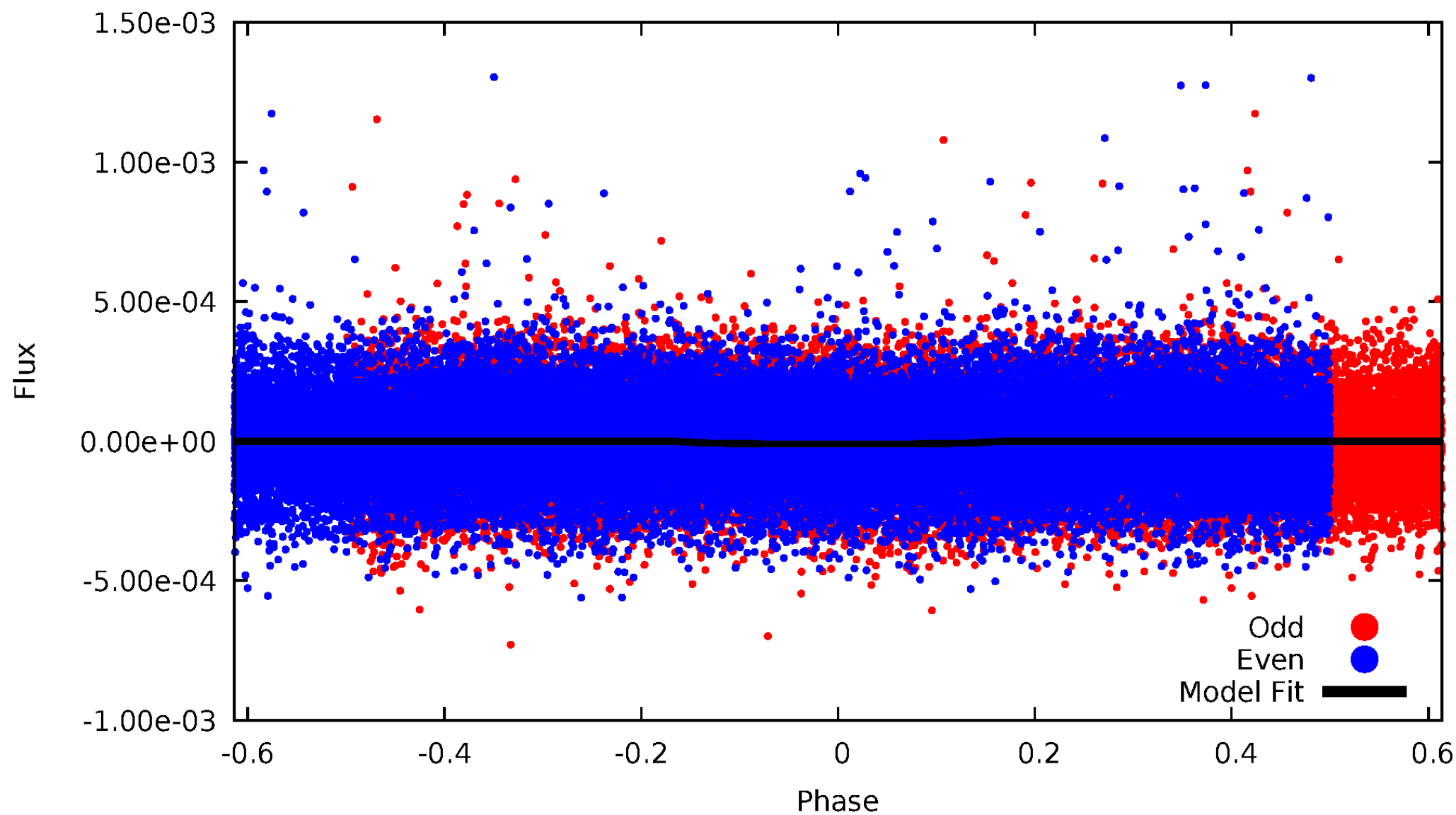


TCE 011823836-01



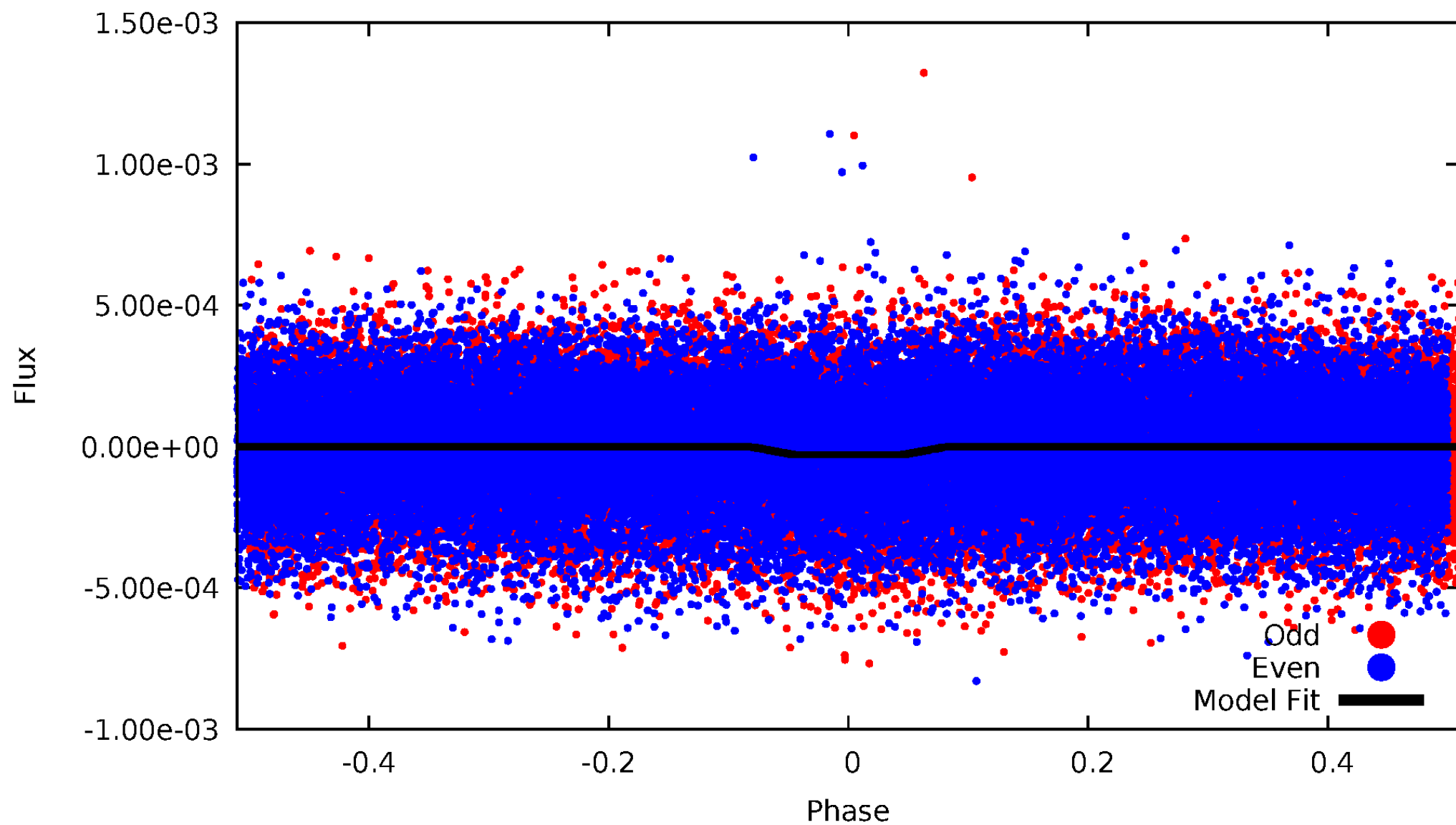
DV Odd/Even

TCE 011823836-01



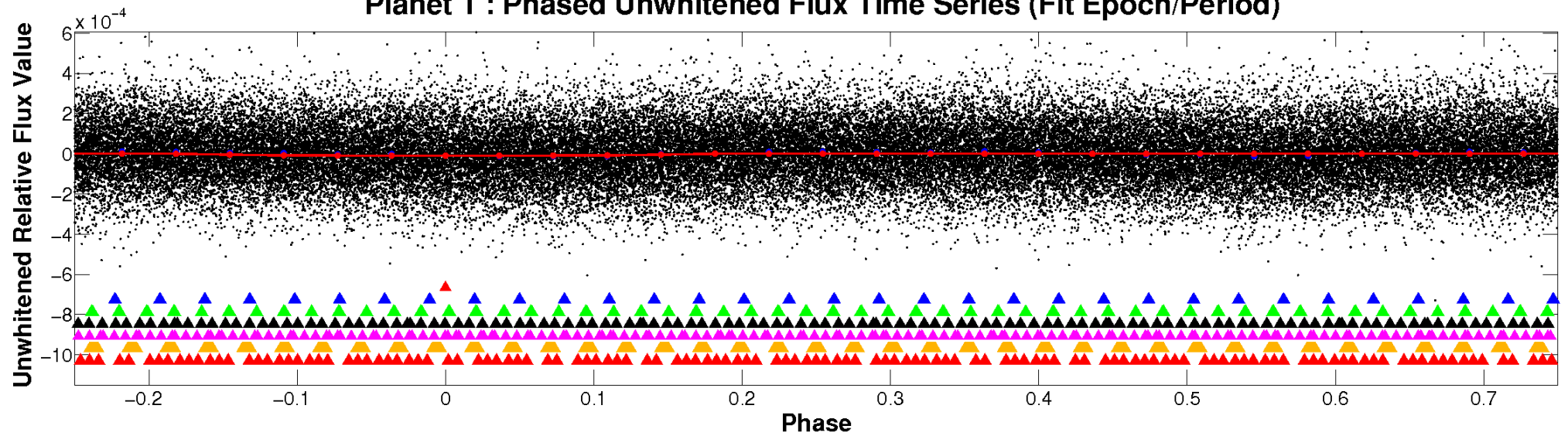
ALT Odd/Even

TCE 011823836-01

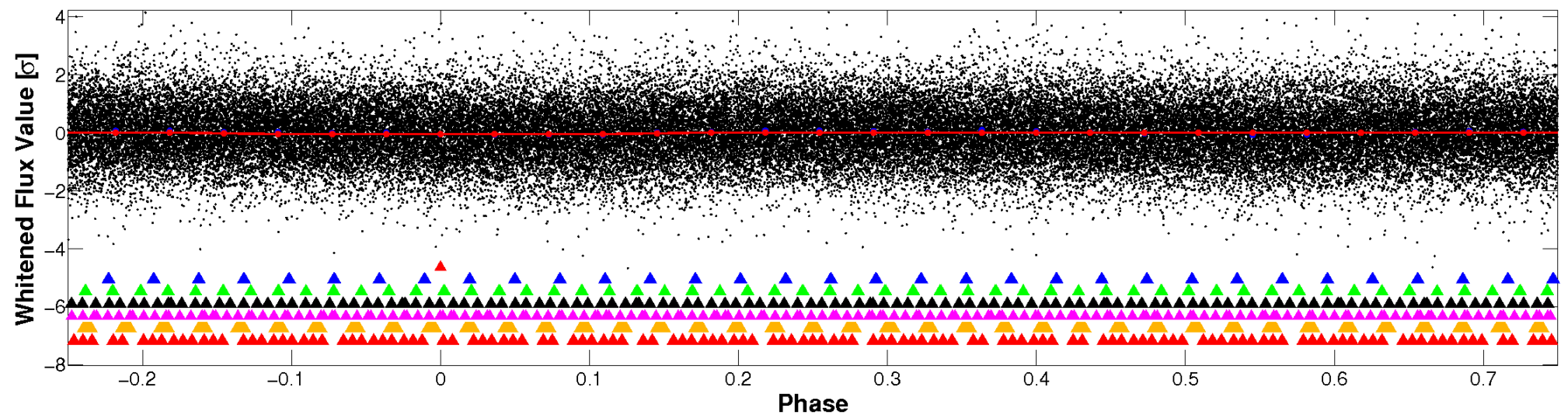


Non-Whitened Vs. Whitened Light Curve

Planet 1 : Phased Unwhitened Flux Time Series (Fit Epoch/Period)

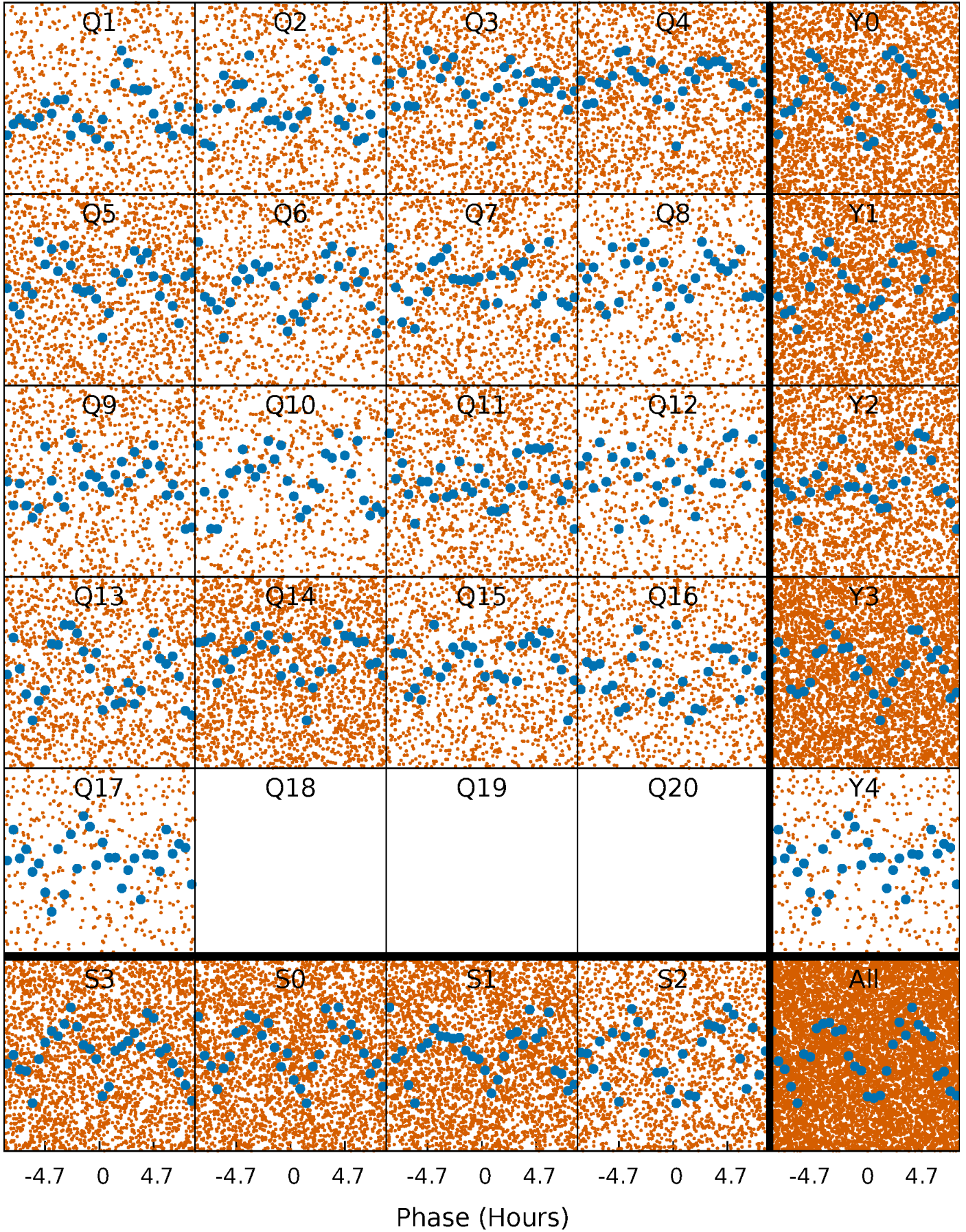


Planet 1 : Phased Whitened Flux Time Series (Fit Epoch/Period)



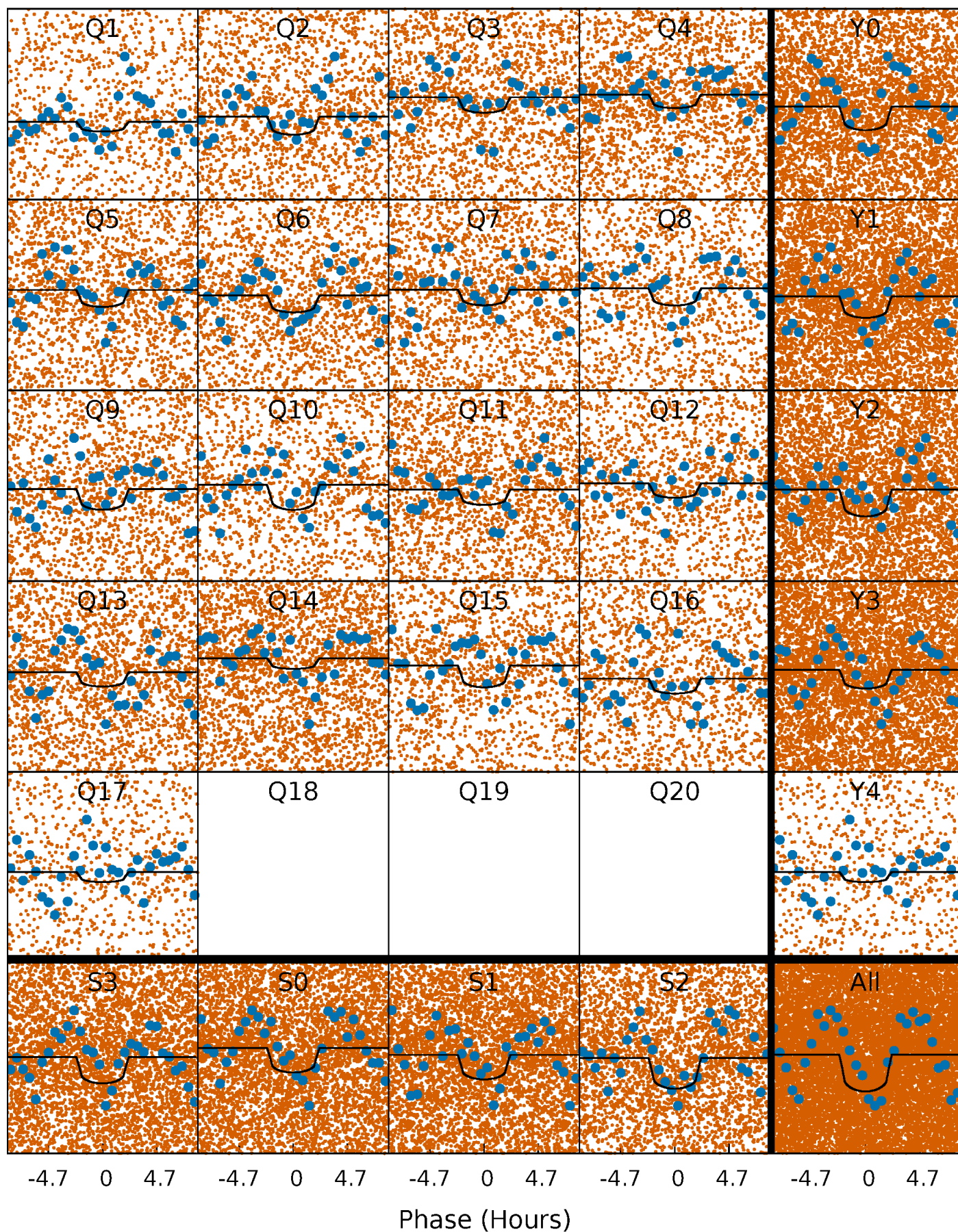
PDC Quarter-Phased Transit Curves

TCE 011823836-01 P= 0.562252 Days $T_0=131.989867$ (BKJD)



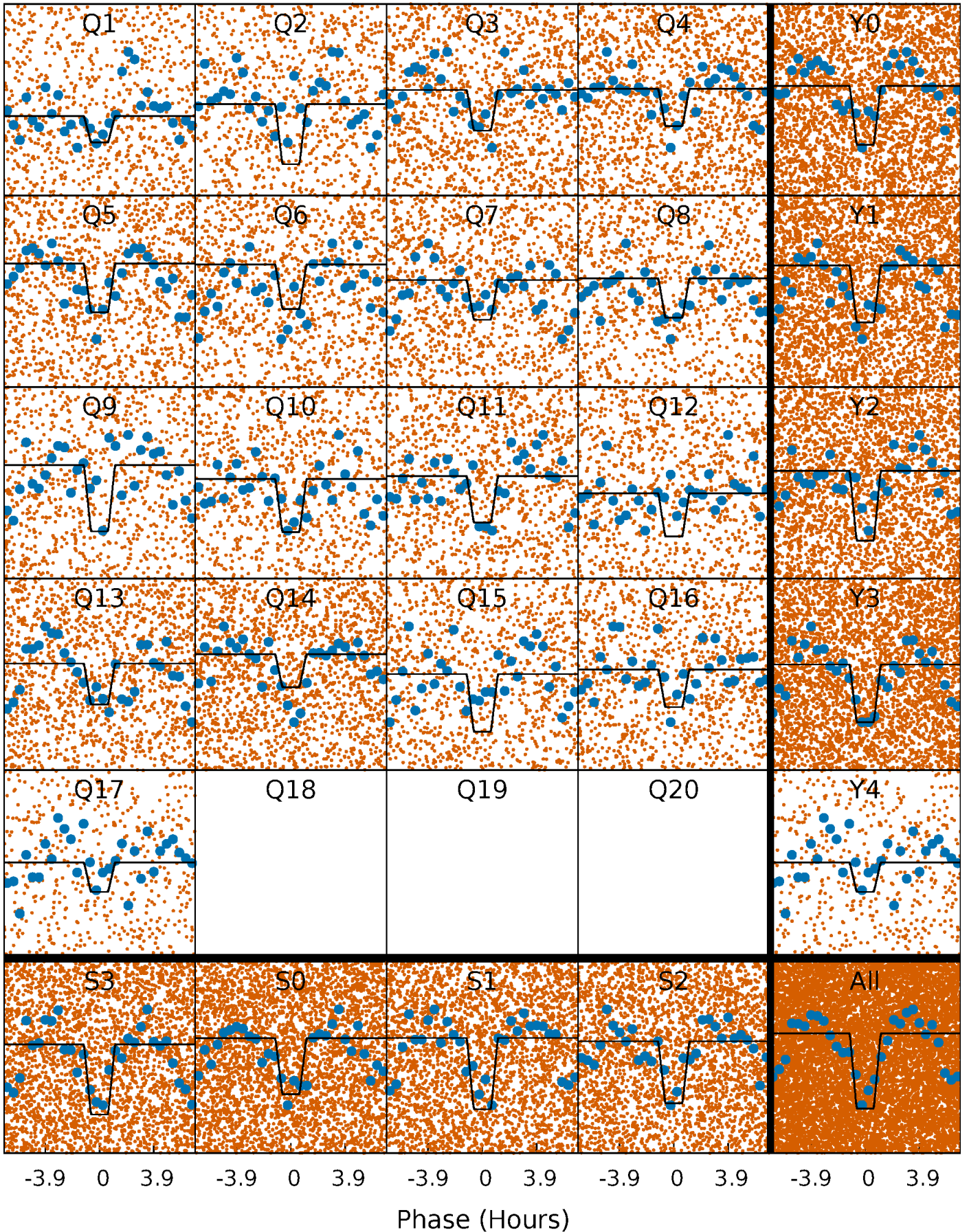
DV Quarter-Phased Transit Curves

TCE 011823836-01 P= 0.562252 Days $T_0=131.989867$ (BKJD)



Alt. Detrend Quarter-Phased Transit Curves

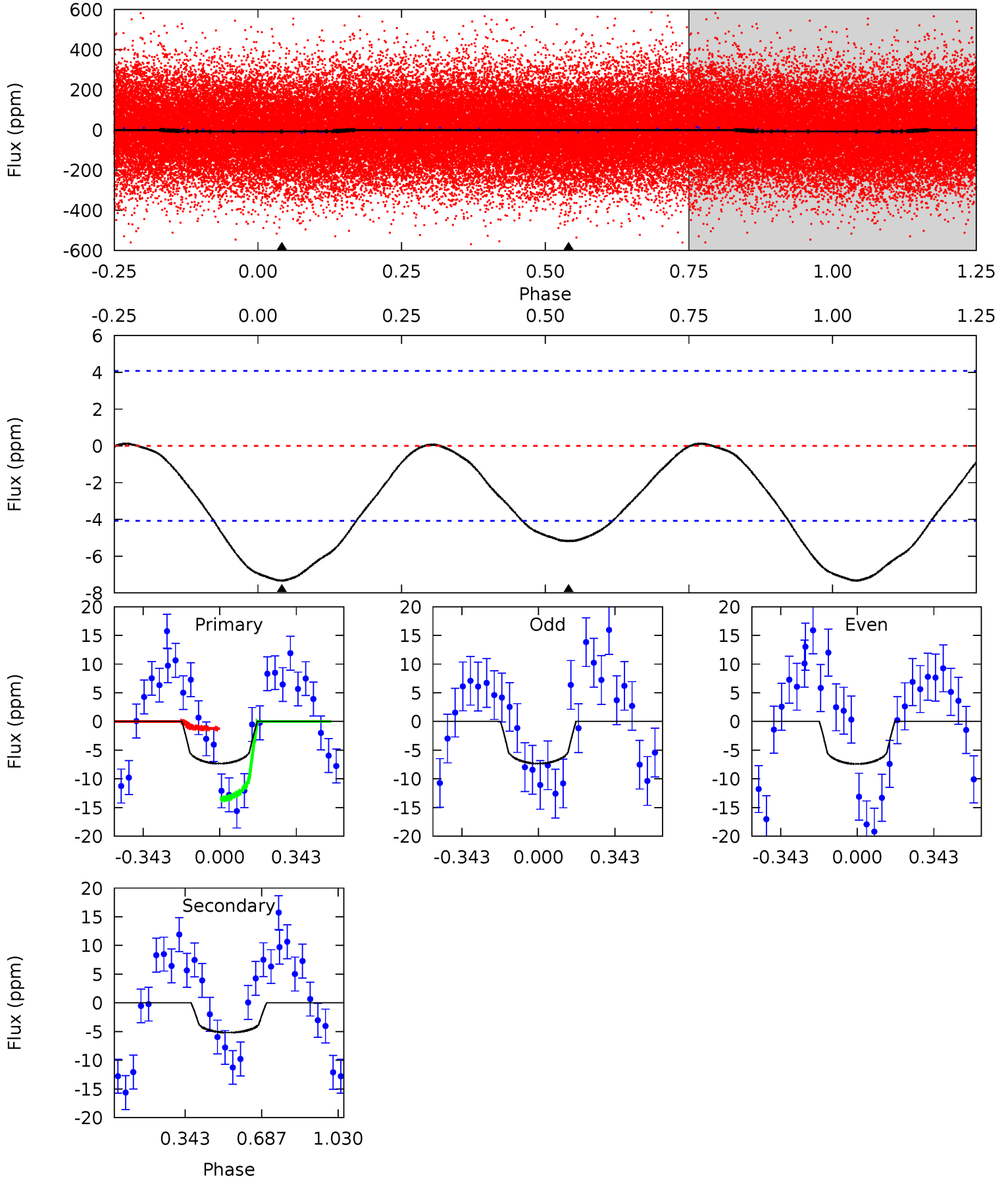
TCE 011823836-01 P= 0.562277 Days $T_0=131.990242$ (BKJD)



DV Model-Shift Uniqueness Test

011823836-01, P = 0.562252 Days, E = 131.427615 Days

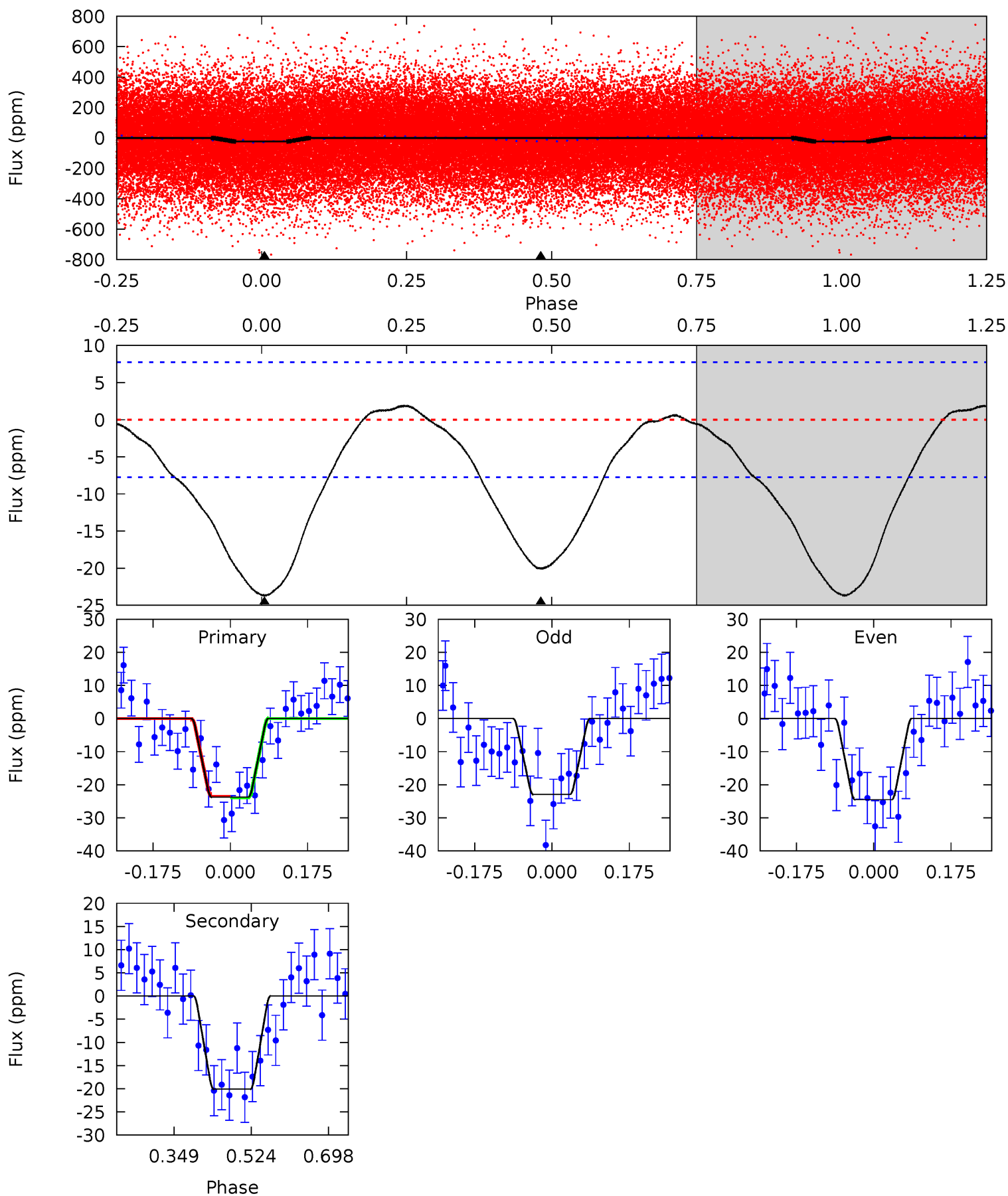
Pri	Sec	Ter	Pos	FA ₁	FA ₂	F _{Red}	Pri-Ter	Pri-Pos	Sec-Ter	Sec-Pos	Odd-Evn	DMM	Shape	TAT
7.73	5.46	0	0	4.30	0.95	0.14	7.73	7.73	5.46	5.46	0.04	0.92	0.02	6.48



Alt Model-Shift Uniqueness Test

011823836-01, P = 0.562277 Days, E = 131.427965 Days

Pri	Sec	Ter	Pos	FA ₁	FA ₂	F _{Red}	Pri-Ter	Pri-Pos	Sec-Ter	Sec-Pos	Odd-Evn	DMM	Shape	TAT
13.6	11.5	0	0	4.45	1.36	1.02	13.6	13.6	11.5	11.5	0.46	1.39	0.07	0.12



Stellar Parameters For KIC 011823836

	$T_{\text{eff}}(K)$	$\log(g)$	[Fe/H]	$R (R_{\odot})$	$M(M_{\odot})$	$p_{\star} (\text{g}\cdot\text{cm}^{-3})$
	6977^{+188}_{-229}	$3.543^{+0.308}_{-0.082}$	$-0.140^{+0.300}_{-0.250}$	$3.840^{+0.255}_{-1.444}$	$1.878^{+0.208}_{-0.337}$	$0.047^{+0.111}_{-0.009}$
	+3%/-3%	+9%/-2%	+214%/-179%	+7%/-38%	+11%/-18%	+237%/-19%
Source	PHO1	FLK73	KIC0	DSEP		

KIC = Kepler Input Catalog; PHO = Photometry; SPE = Spectroscopy; AST = Asteroseismology
 TRA = Transits; DESP = Dartmouth Models; MULT = Multiple Models

Secondary Eclipse Parameters for KIC 011823836-01 / KOI

Detrend	Depth (ppm)	$R_p (R_{\oplus})$	$T_{max} (K)$	$T_{obs} (K)$	A_{obs}
DV	-5 ± 1	$1.24^{+0.76}_{-0.63}$	6462^{+309}_{-481}	4741^{+3411}_{-9044}	$0.502^{+1.571}_{-0.316}$
Alt.	-20 ± 2	$2.14^{+0.81}_{-0.76}$	6483^{+325}_{-542}	5454^{+1982}_{-1825}	$0.662^{+0.927}_{-0.322}$

T_{max} = Theoretical Maximum Planetary Temperature

T_{obs} = Observed Planetary Temperature (Assuming $A=0.3$)

A_{obs} = Observed Albedo (Assuming $T=0$)

If a secondary eclipse is present, the system is likely an EB if $T_{obs} \gg T_{max}$ AND $A_{obs} \gg 1.0$

DV Centroid Data

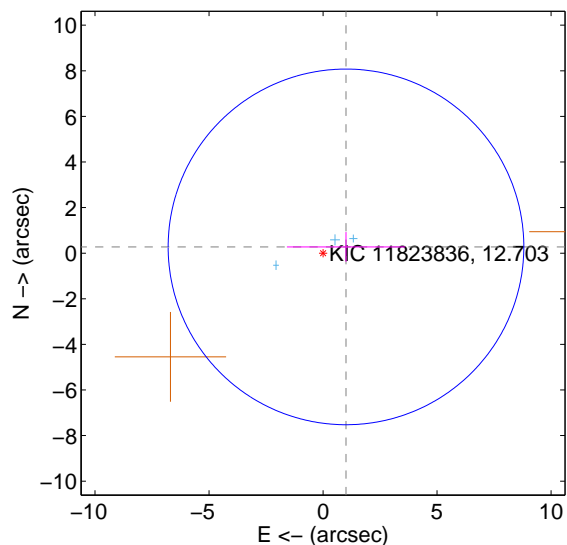
Supplemental centroid analysis for 011823836-01. Kepler magnitude: 12.70. Transit SNR 6.79

There are 3 quarters with good PRF difference image offsets

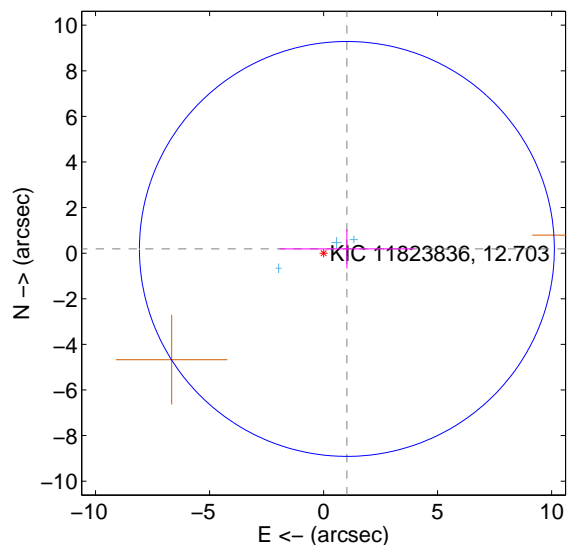
The direct PRF centroid is offset from the target star catalog position by about 0.16 arcsec

	Distance in arcsec	Distance / σ	Δ RA	Δ Dec
PRF-fit source offset from OOT	1.043 ± 2.600	0.40	-1.006 ± 2.593	0.275 ± 0.650
PRF-fit source offset from KIC position	1.039 ± 3.033	0.34	-1.022 ± 2.959	0.186 ± 0.863
photometric centroid source offset	4.07 ± 1.26	3.22	3.66 ± 1.25	-1.79 ± 1.32

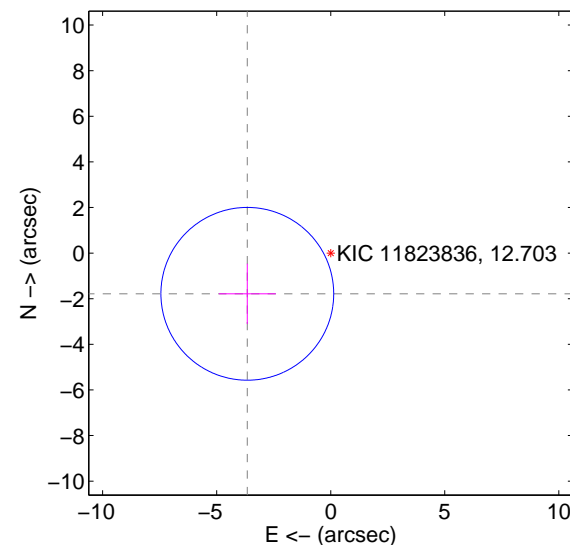
offset from difference PRF-fit to OOT PRF-fit



offset from difference PRF-fit to KIC position

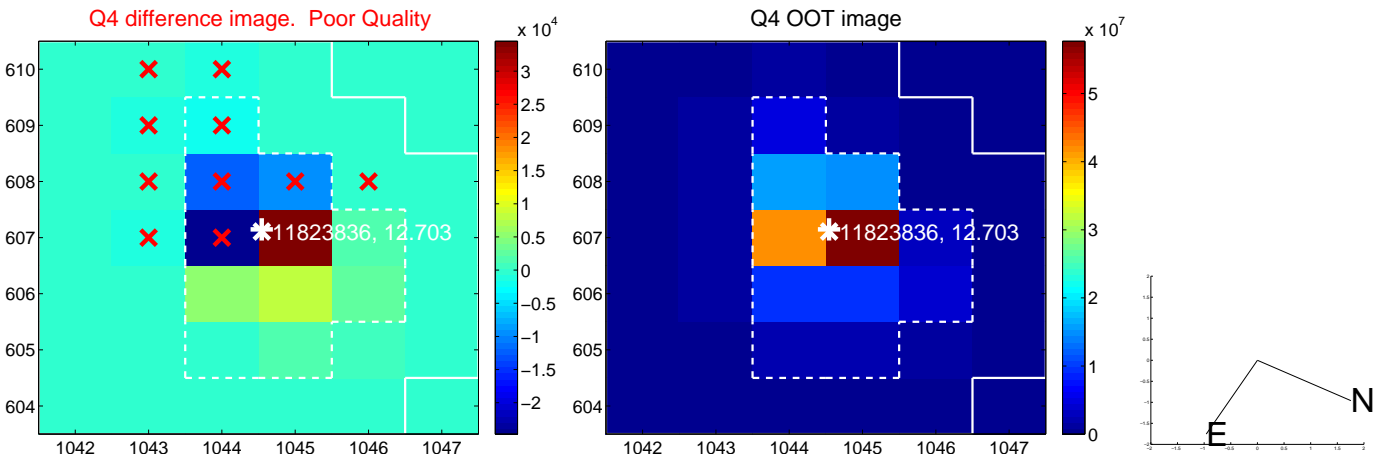
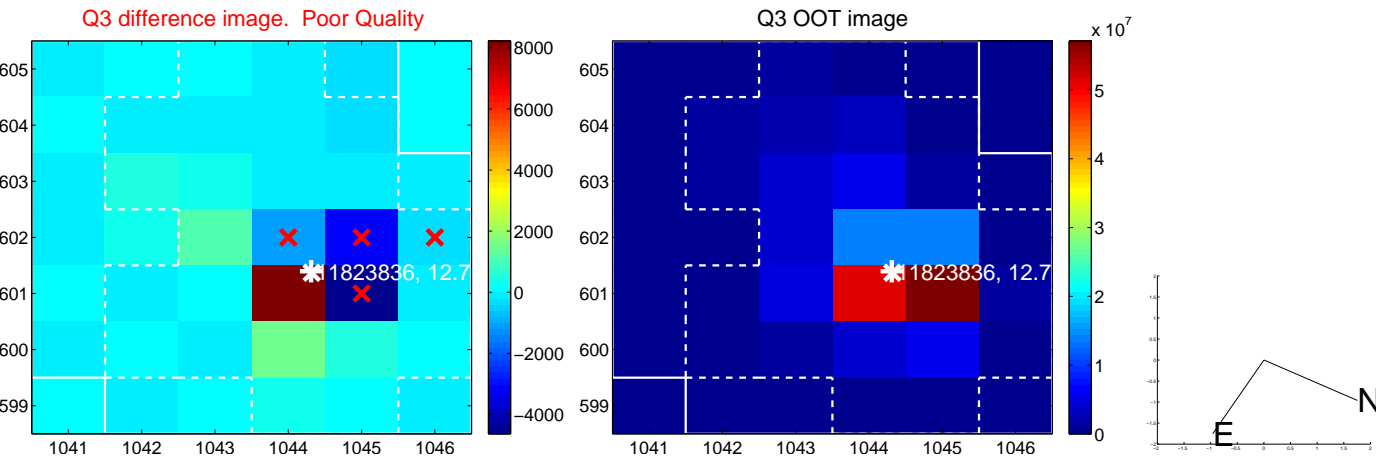
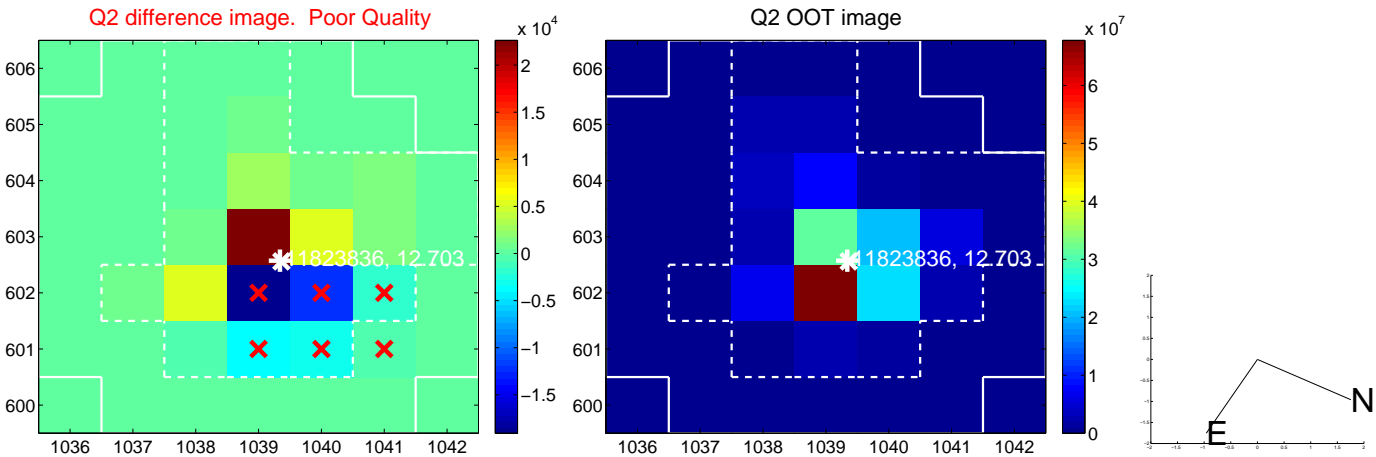
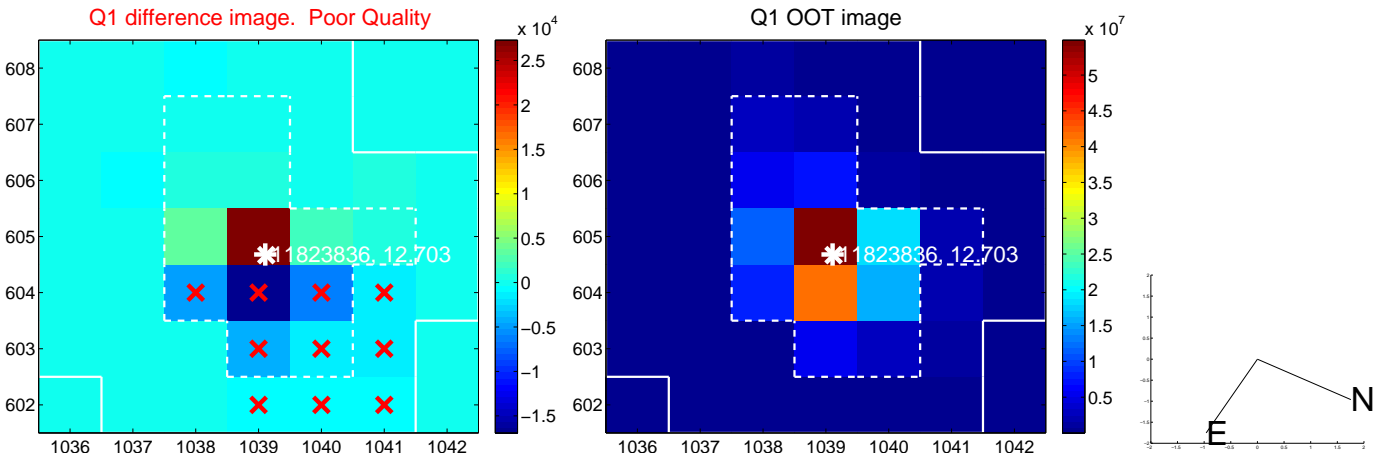


offset from photometric centroids

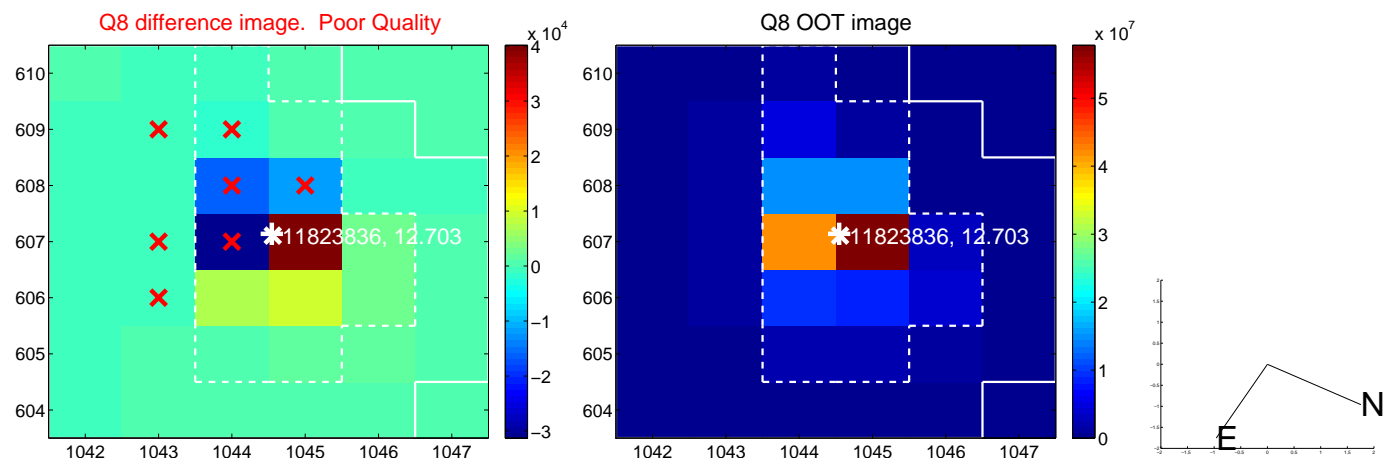
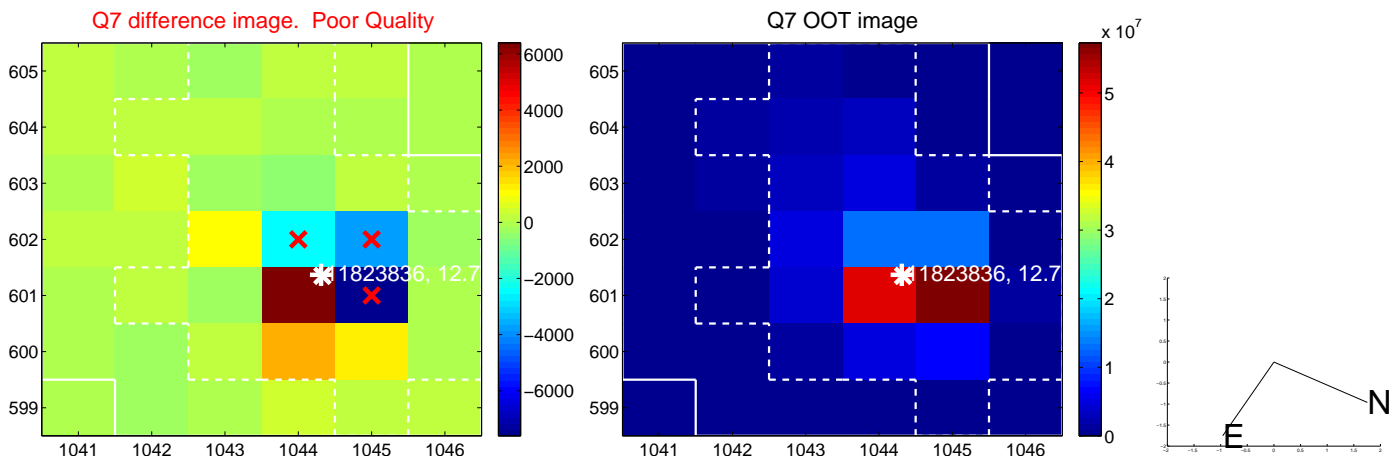
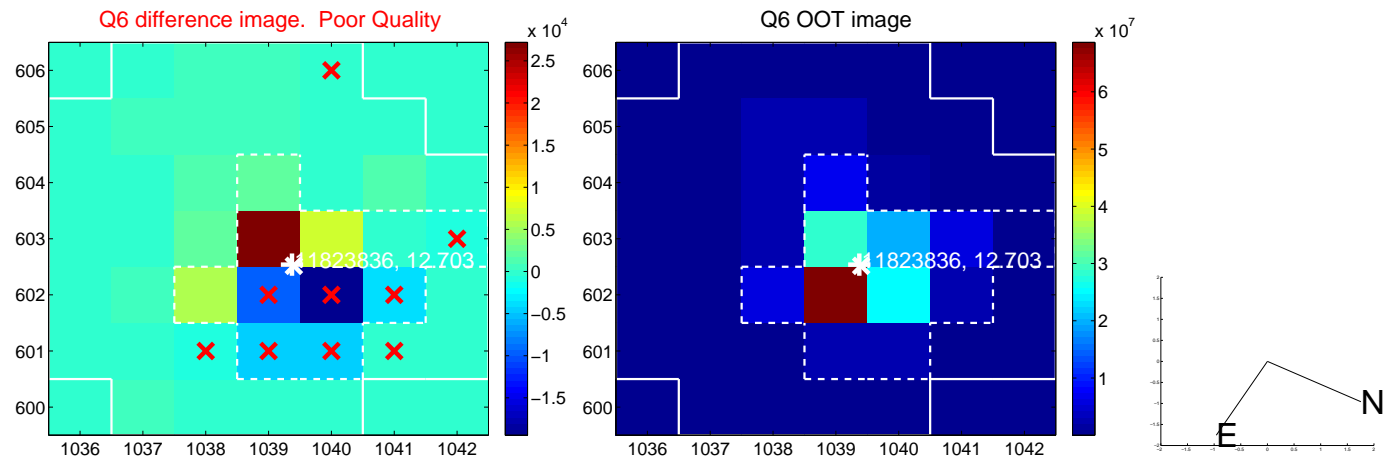
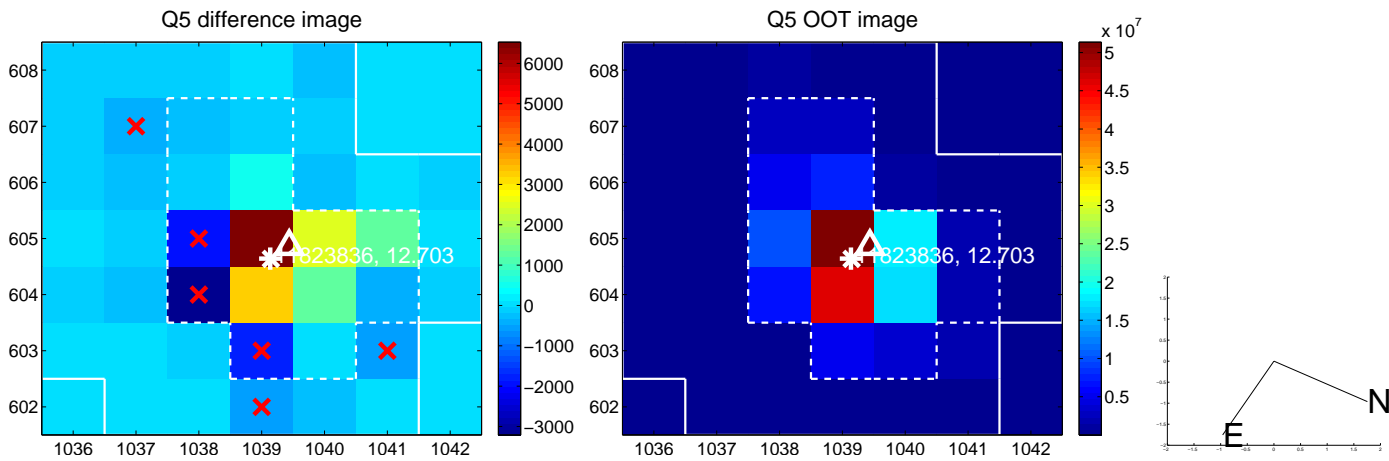


Centroid source offsets from the target star reconstructed from PRF and photometric centroids. Sky blue crosses: good quarterly centroid offsets; Vermillion crosses: bad quarterly centroid offsets; magenta cross: average over quarters. Length of the crosses: one- σ uncertainty. Blue circle: three- σ . Red *: target star. Blue *: Other stars. Text next to a star gives its KIC ID and kepmag. KIC IDs > 15,000,000 are from the UKIRT catalog.

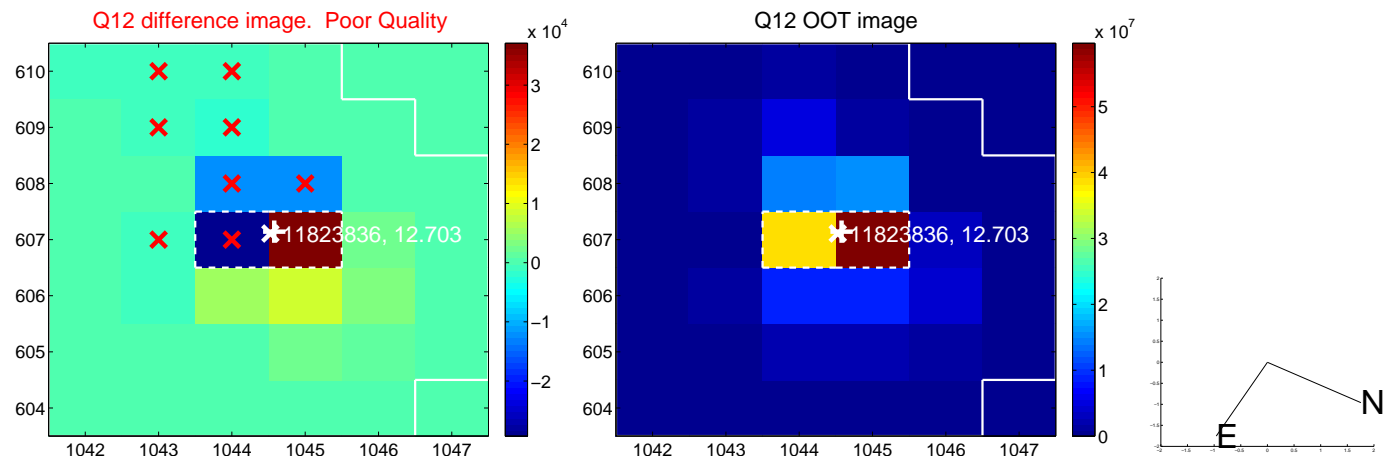
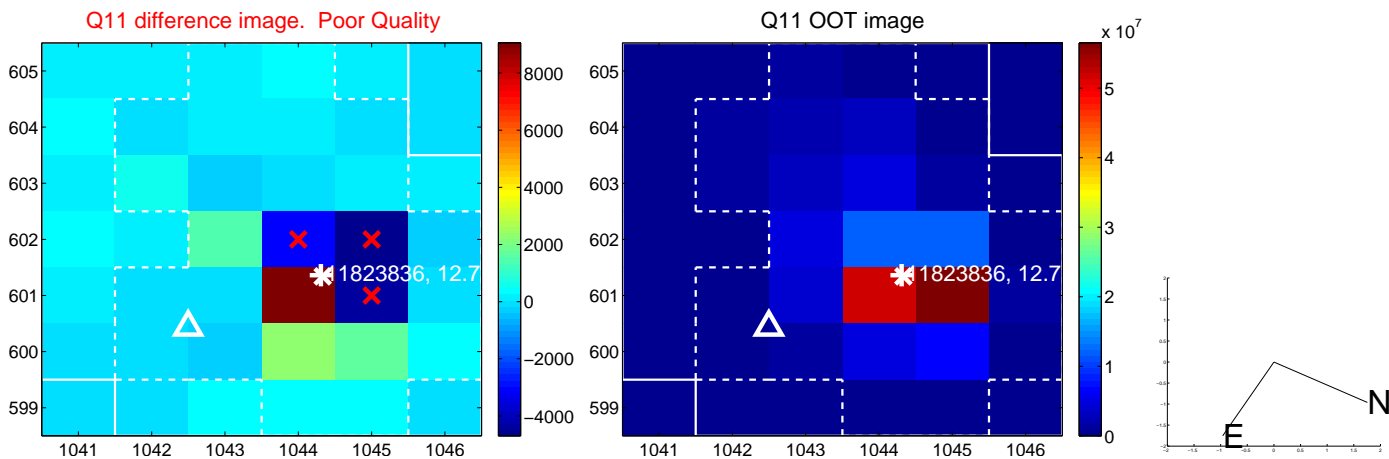
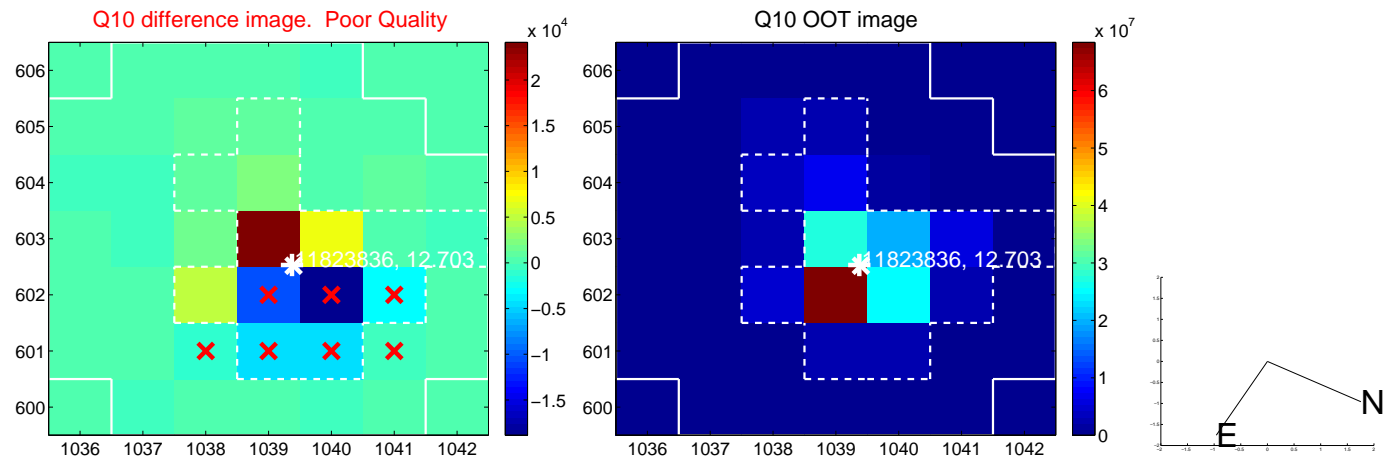
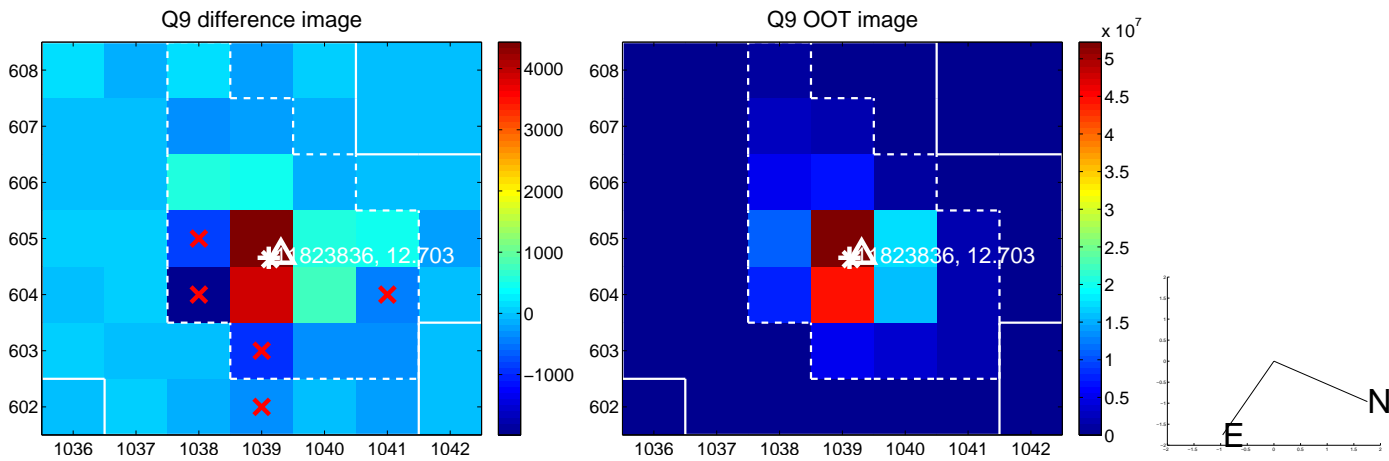
white ×: KIC target position; +: OOT centroid; △: difference centroid. red ×: large negative pixel value.



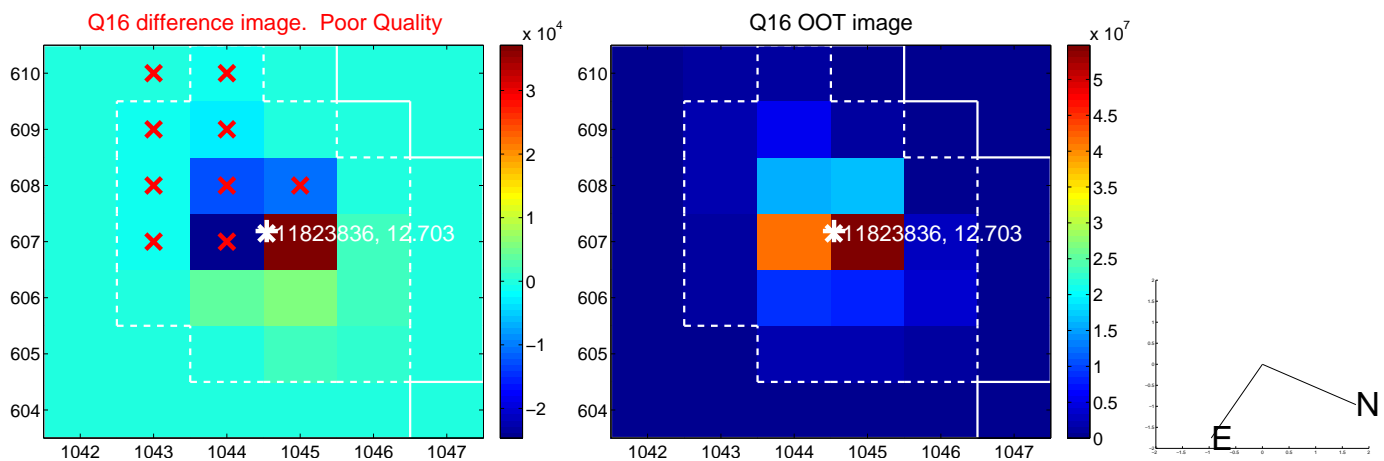
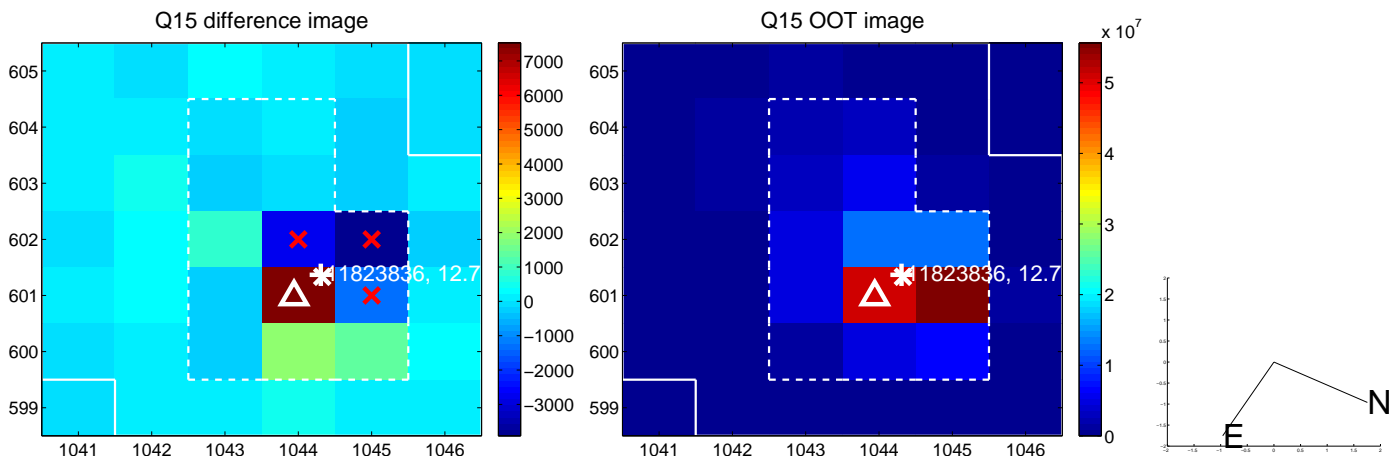
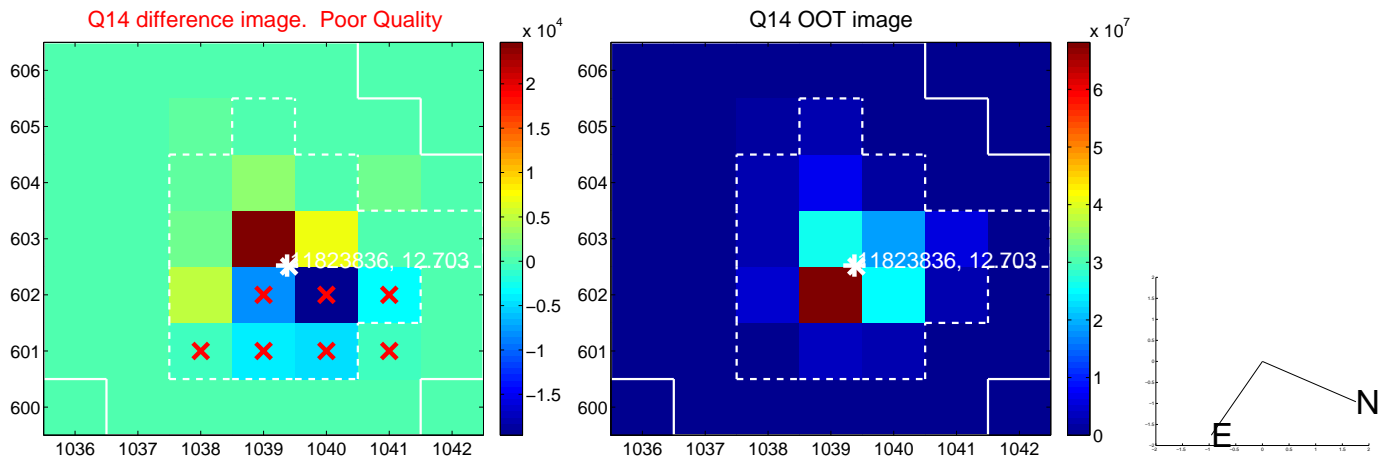
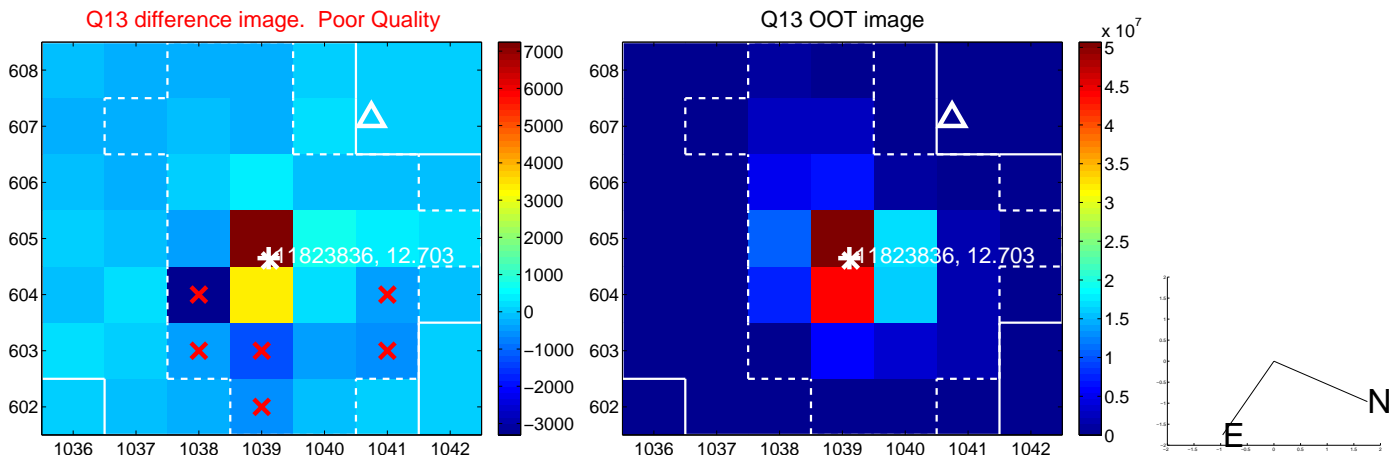
white \times : KIC target position; +: OOT centroid; \triangle : difference centroid. red \times : large negative pixel value.



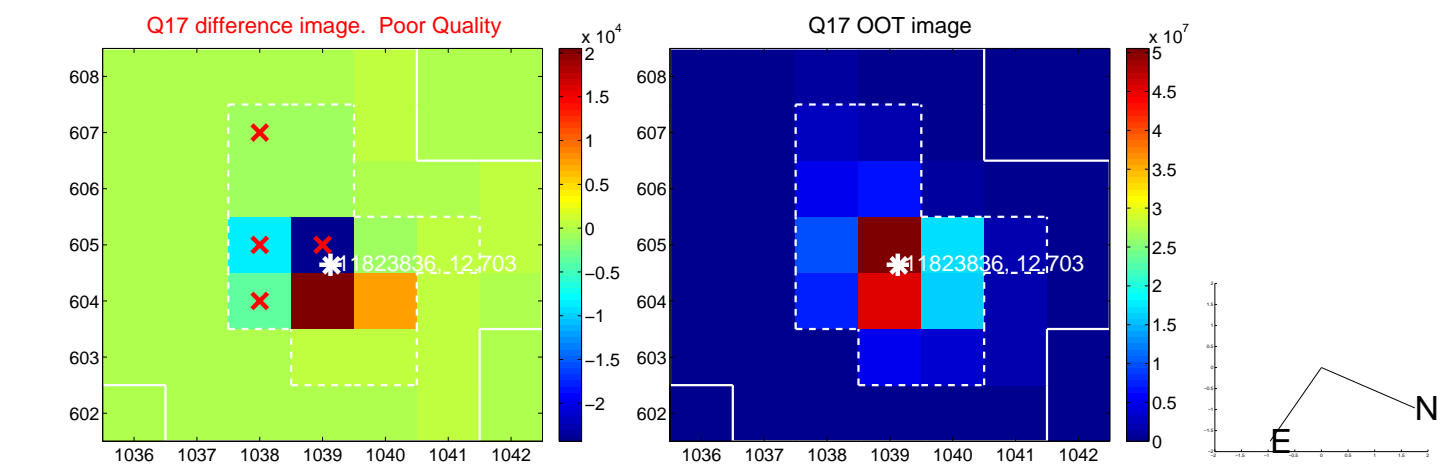
white \times : KIC target position; +: OOT centroid; \triangle : difference centroid. red \times : large negative pixel value.



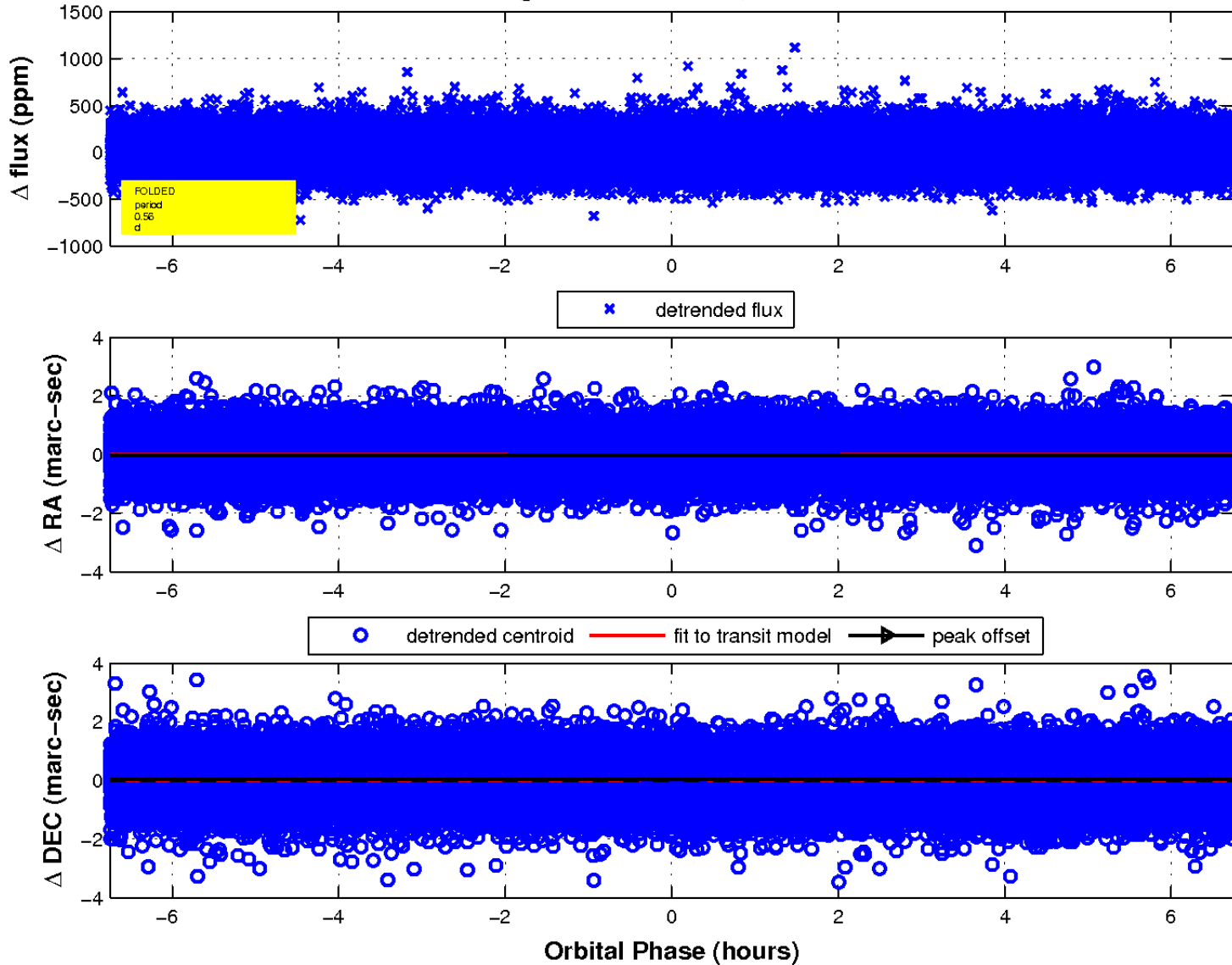
white \times : KIC target position; +: OOT centroid; \triangle : difference centroid. red \times : large negative pixel value.



white \times : KIC target position; $+$: OOT centroid; \triangle : difference centroid. red \times : large negative pixel value.

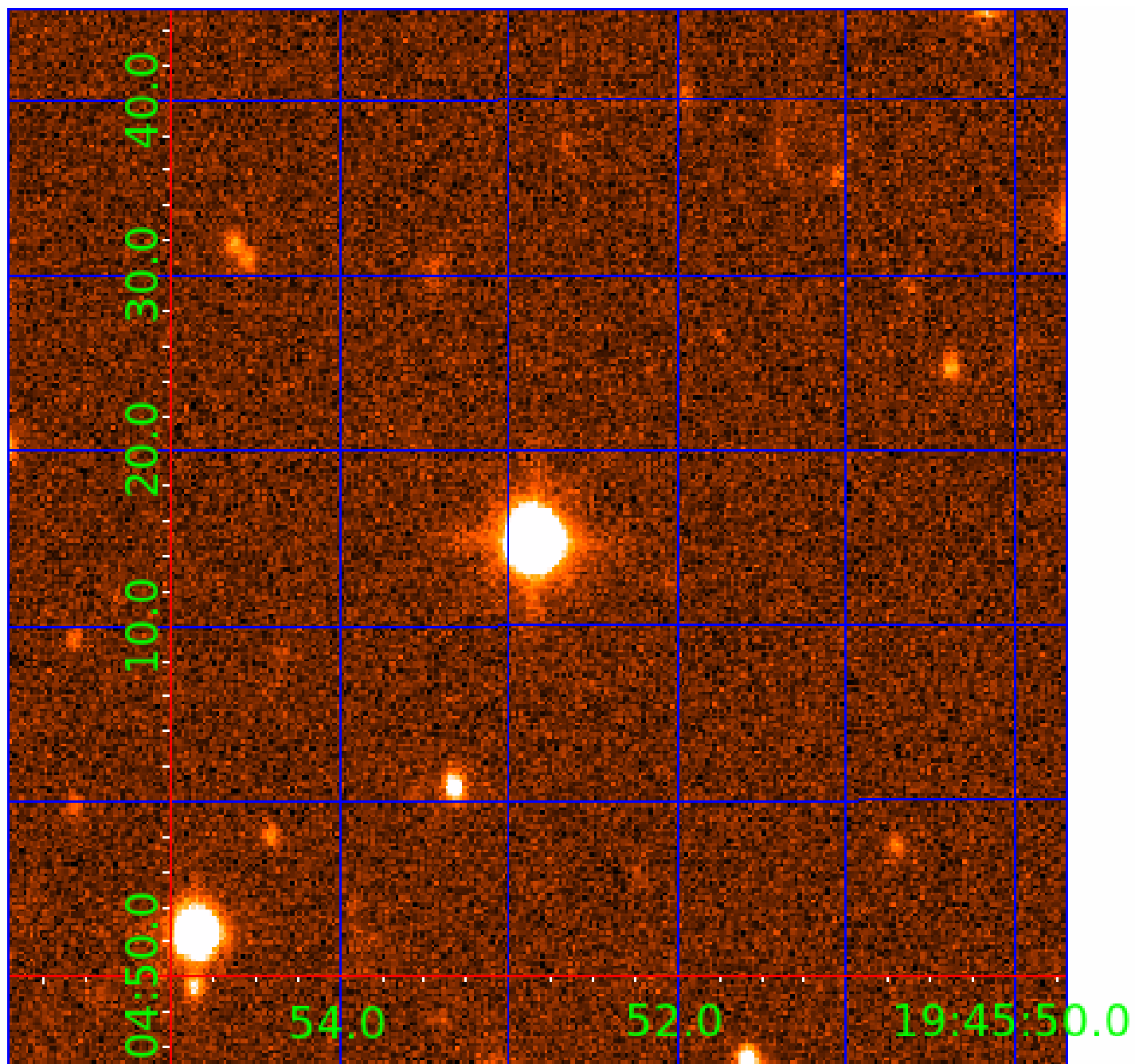


fluxWeightedCentroids, Planet 1 of 7



UKIRT Image

Declination



KIC 011823836

Q1-17 DR25 TCE Parameters

TCE	Run Type	KOI?	Period (Days)	Epoch (BKJD)	Depth (ppm)	Duration (Hours)	MES	SNR	R_{\star} (R_{\odot})	T_{\star} (K)	R_p (R_{\oplus})	S_p (S_{\oplus})
011823836-01	OBS	No	0.562252	131.989867	9.4	4.140	9.4	6.8	3.84	6977	1.27	0.00
011823836-02	OBS	No	18.264660	134.760922	214.8	1.697	11.2	13.5	3.84	6977	5.74	1115.94
011823836-03	OBS	No	15.878395	134.417445	340.2	0.578	12.5	14.5	3.84	6977	7.42	1344.98
011823836-04	OBS	No	11.333327	142.481634	246.7	1.253	12.7	16.5	3.84	6977	6.42	2108.53
011823836-05	OBS	No	8.330311	134.253320	432.5	0.589	13.8	18.8	3.84	6977	8.48	3178.64
011823836-06	OBS	No	3.099585	133.559616	56.5	1.304	12.2	7.3	3.84	6977	2.95	11877.33
011823836-07	OBS	No	11.445019	134.511939	172.8	2.076	11.2	12.7	3.84	6977	5.11	2081.14

Robovetter Results

TCE	Run Type	Disp	Score	N	S	C	E	Comments
011823836-01	OBS	FP	0.00	1	0	1	0	LPP_DV—LPP_ALT—HALO_GHOST
011823836-02	OBS	FP	0.00	1	0	0	0	INDIV_TRANS_RUBBLE—TRANS_GAPPED—LPP_DV—MOD_NONUNIQ_DV
011823836-03	OBS	FP	0.00	1	0	0	0	INDIV_TRANS_RUBBLE—TRANS_GAPPED—LPP_DV—MOD_NONUNIQ_DV
011823836-04	OBS	FP	0.00	1	0	0	0	INDIV_TRANS_RUBBLE_TRACKER—TRANS_GAPPED—LPP_DV—MOD_NONUNIQ_DV
011823836-05	OBS	FP	0.00	1	0	0	0	INDIV_TRANS_RUBBLE—TRANS_GAPPED—MOD_NONUNIQ_DV—CENT_FEW_DIFFS
011823836-06	OBS	FP	0.00	1	0	0	0	INDIV_TRANS_RUBBLE—TRANS_GAPPED—LPP_DV—MOD_NONUNIQ_DV—MOD_TER_DV—CENT_FEW_DIFFS
011823836-07	OBS	FP	0.00	1	0	0	0	INDIV_TRANS_RUBBLE—TRANS_GAPPED—LPP_DV—MOD_NONUNIQ_DV—CENT_FEW_DIFFS

Notes: OBS = Observed. INJ = Injected. INV = Inverted. SCR = Scrambled.

N = Not Transit-Like. S = Stellar Eclipse. C = Centroid Offset. E = Ephemeris Match.

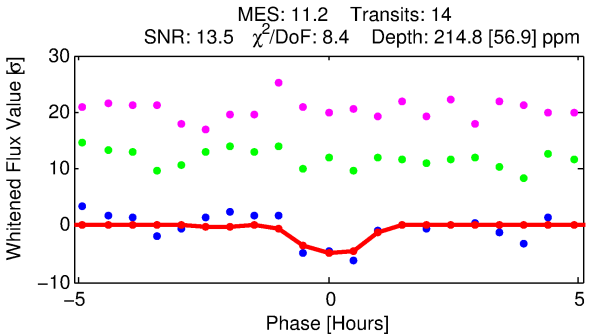
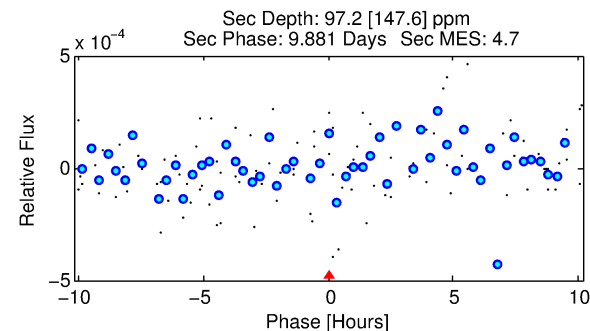
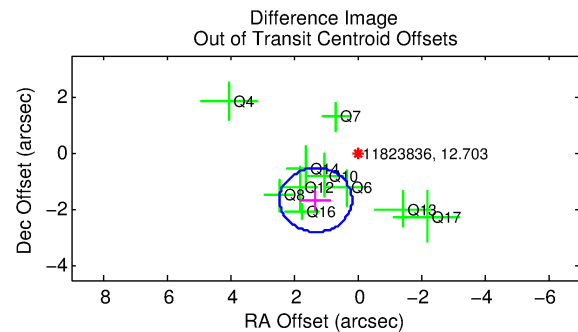
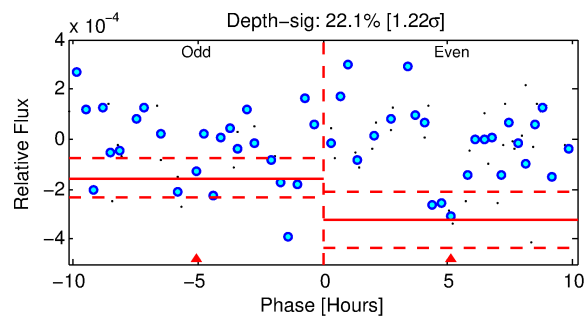
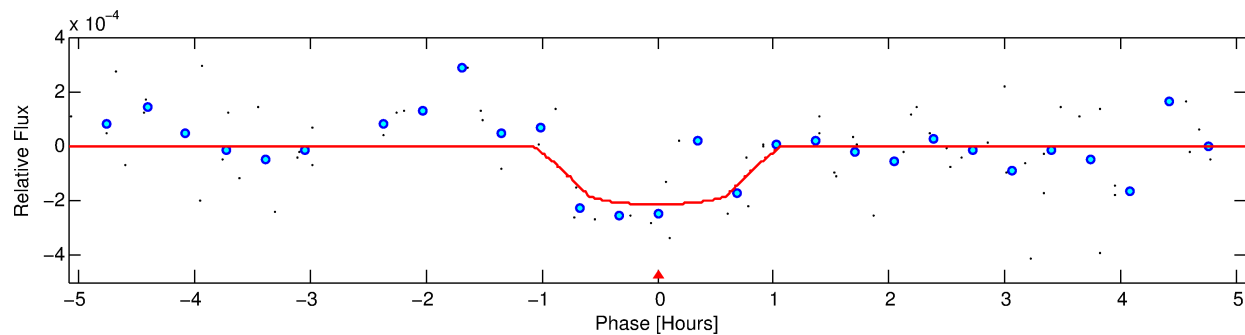
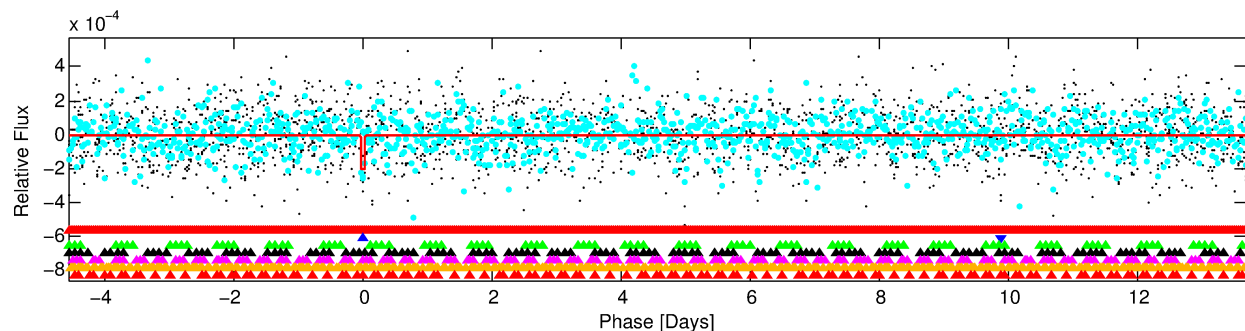
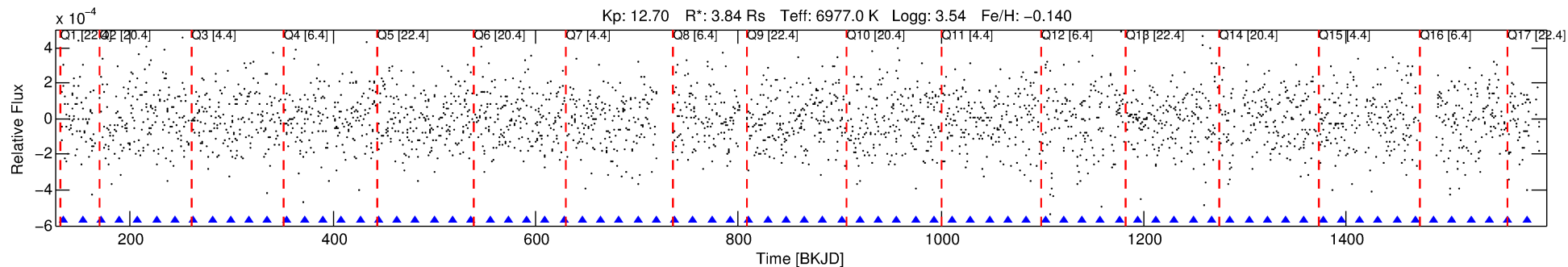
See http://exoplanetarchive.ipac.caltech.edu/docs/API_kepcandidate_columns.html#proj_disp_col for comment definitions.

Ephemeris Match Information For 011823836-02

No Significant Match Found

DV One-Page Summary

KIC: 11823836 Candidate: 2 of 7 Period: 18.265 d



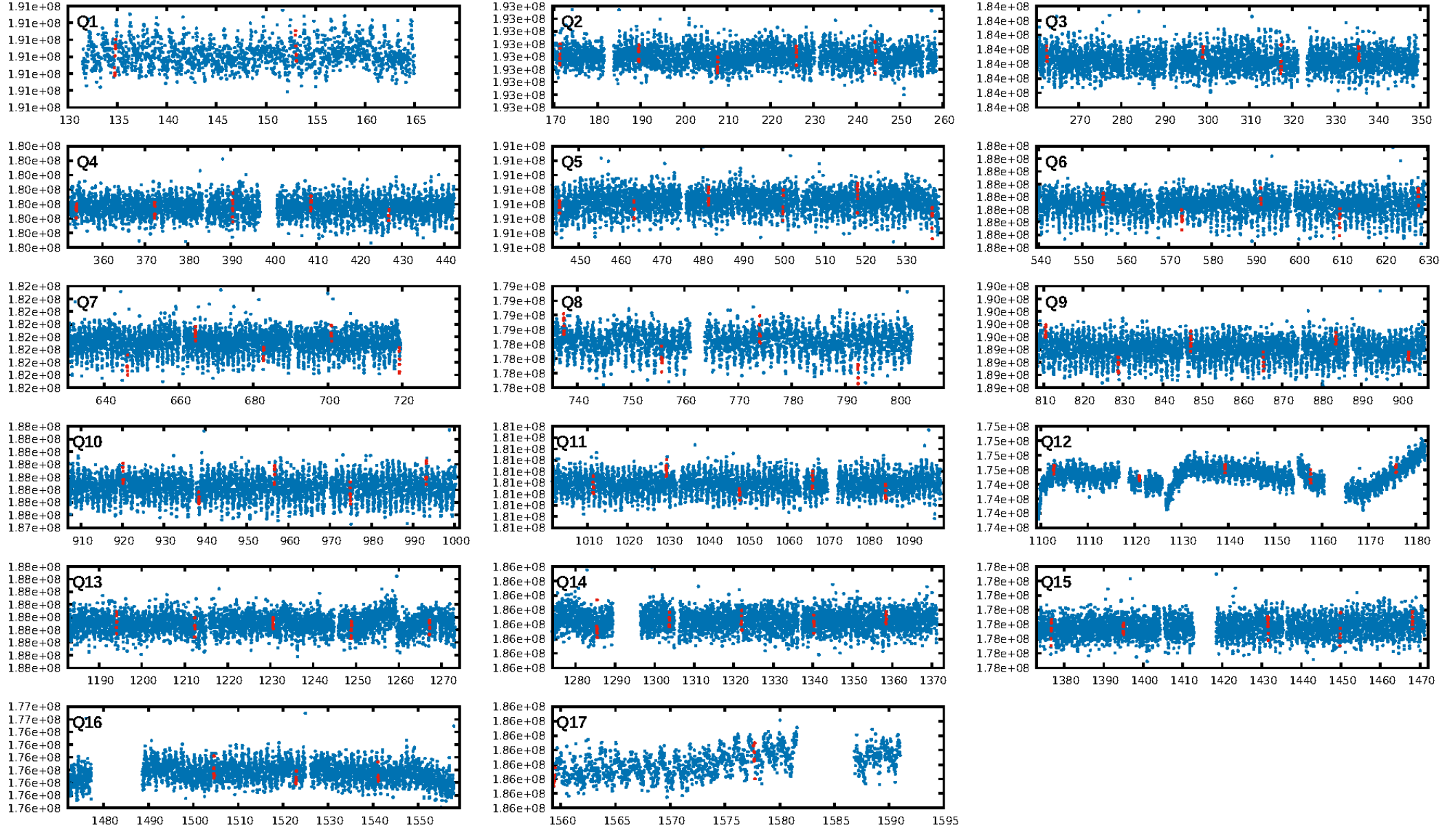
DV Fit Results:

Period = 18.26466 [0.00024] d
Epoch = 134.7609 [0.0118] BKJD
Rp/R* = 0.0137 [0.0330]
a/R* = 80.12 [1073.30]
b = 0.28 [44.28]
Seff = 1115.94 [614.90]
Teq = 1474 [203] K
Rp = 5.74 [14.00] Re
a = 0.1675 [0.0577] AU
Ag = 45.52 [231.29] [0.19 σ]
Teffp = 5919 [7479] K [0.59 σ]

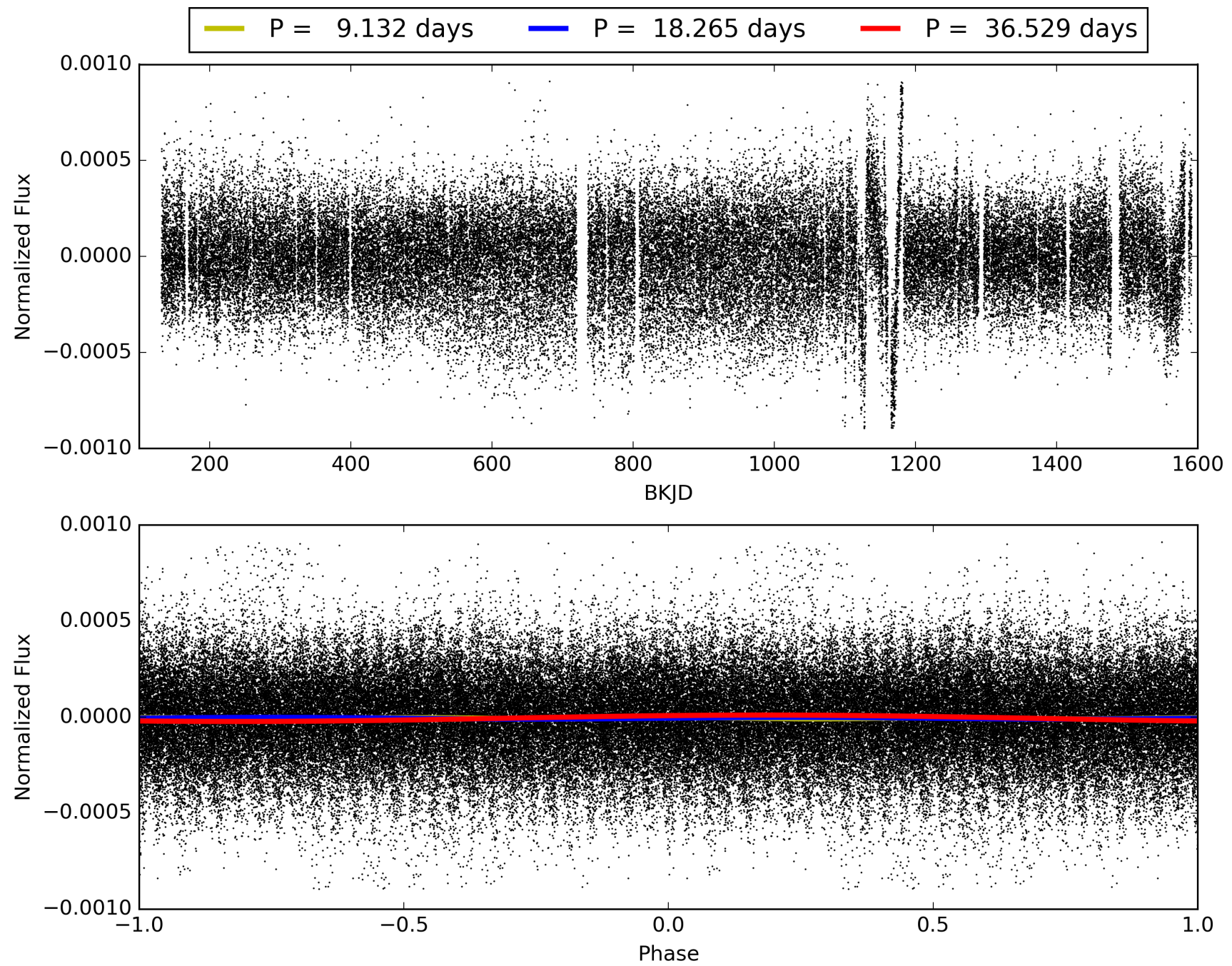
DV Diagnostic Results:

ShortPeriod-sig: 100.0% [31.96 σ]
LongPeriod-sig: N/A
ModelChiSquare2-sig: 0.0%
ModelChiSquareGof-sig: 52.4%
Bootstrap-pfa: 9.08e-31
RollingBand-fgt: 1.00 [13/13]
GhostDiagnostic-chr: -1.085
Centroid-sig: 13.2%
Centroid-so: 0.754 arcsec [1.57 σ]
OotOffset-rm: 2.106 arcsec [5.55 σ]
KicOffset-rm: 2.106 arcsec [5.61 σ]
OotOffset-st: 3/1/4/2 [10]
KicOffset-st: 3/1/4/2 [10]
DiffImageQuality-fgm: 0.40 [4/10]
DiffImageOverlap-fno: 0.00 [0/17]

TCE 011823836-02, PDC Light Curves

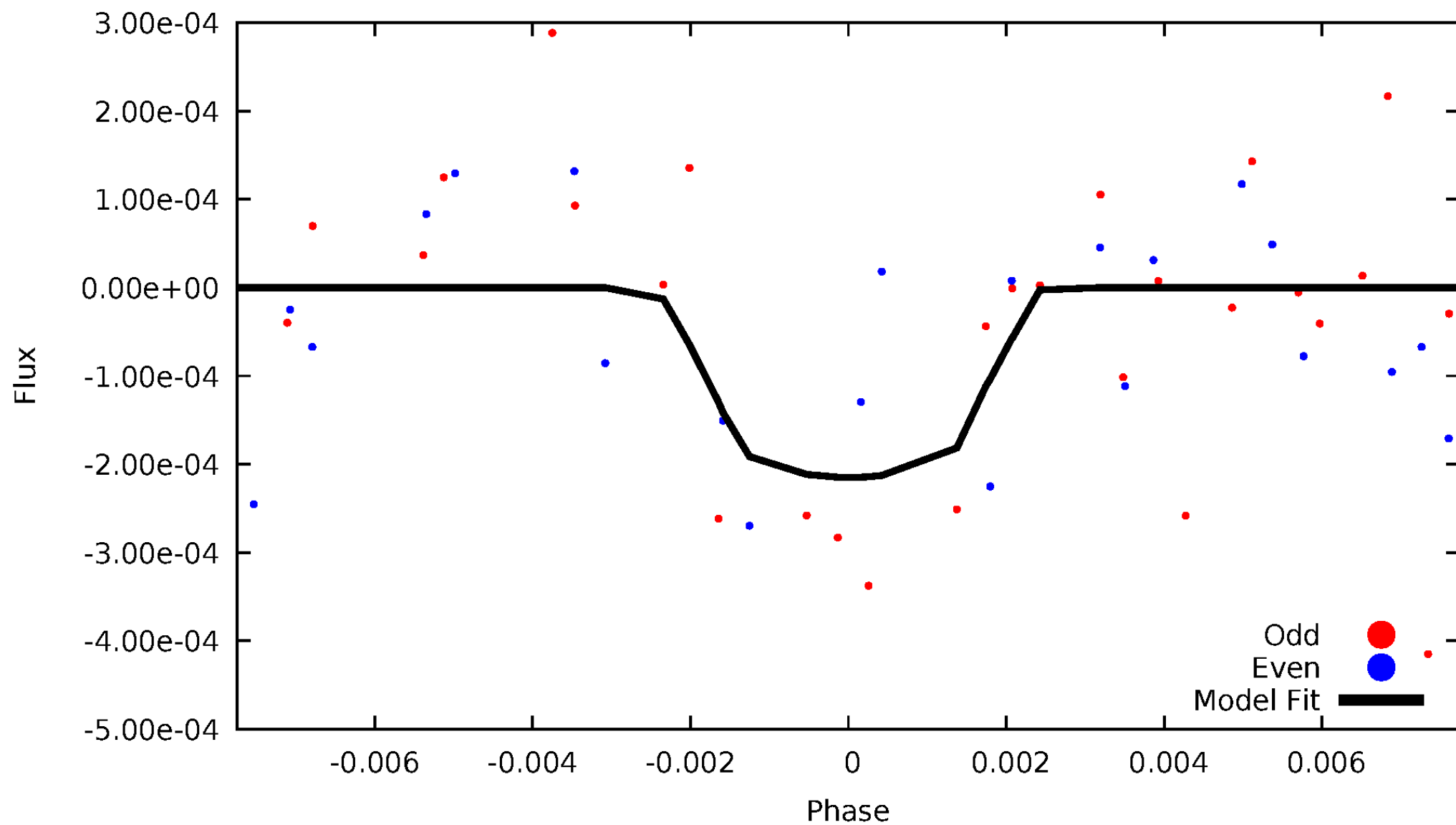


TCE 011823836-02



DV Odd/Even

TCE 011823836-02

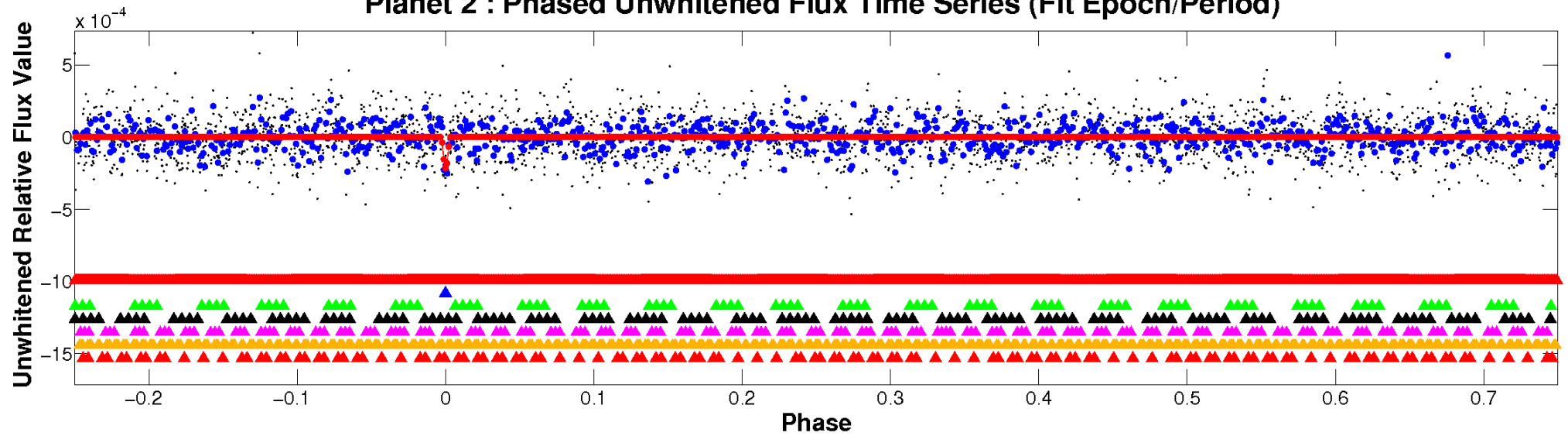


ALT Odd/Even

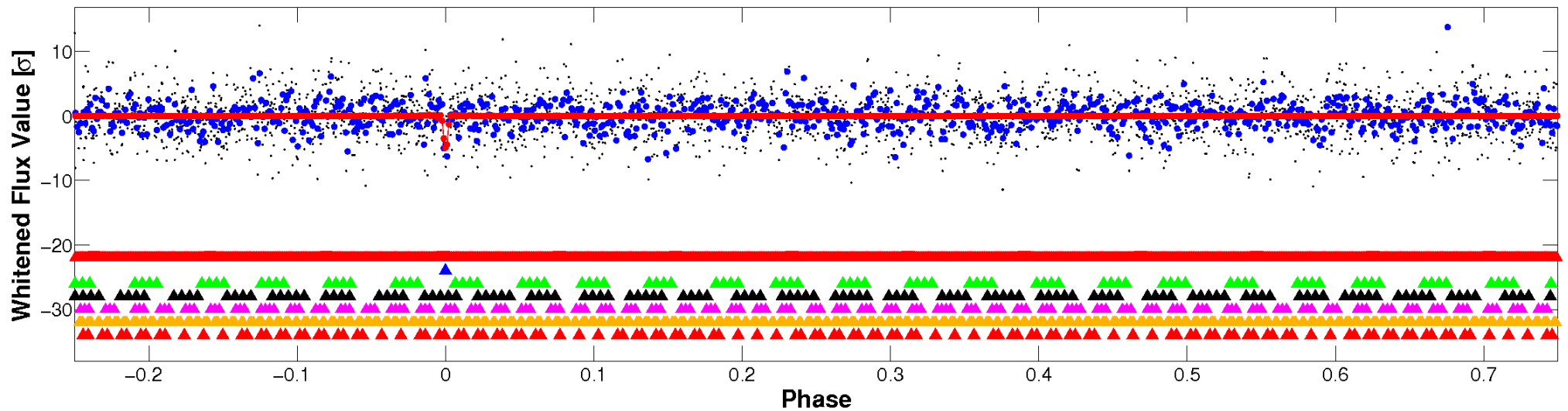
This plot does not exist for this TCE.

Non-Whitened Vs. Whitened Light Curve

Planet 2 : Phased Unwhitened Flux Time Series (Fit Epoch/Period)

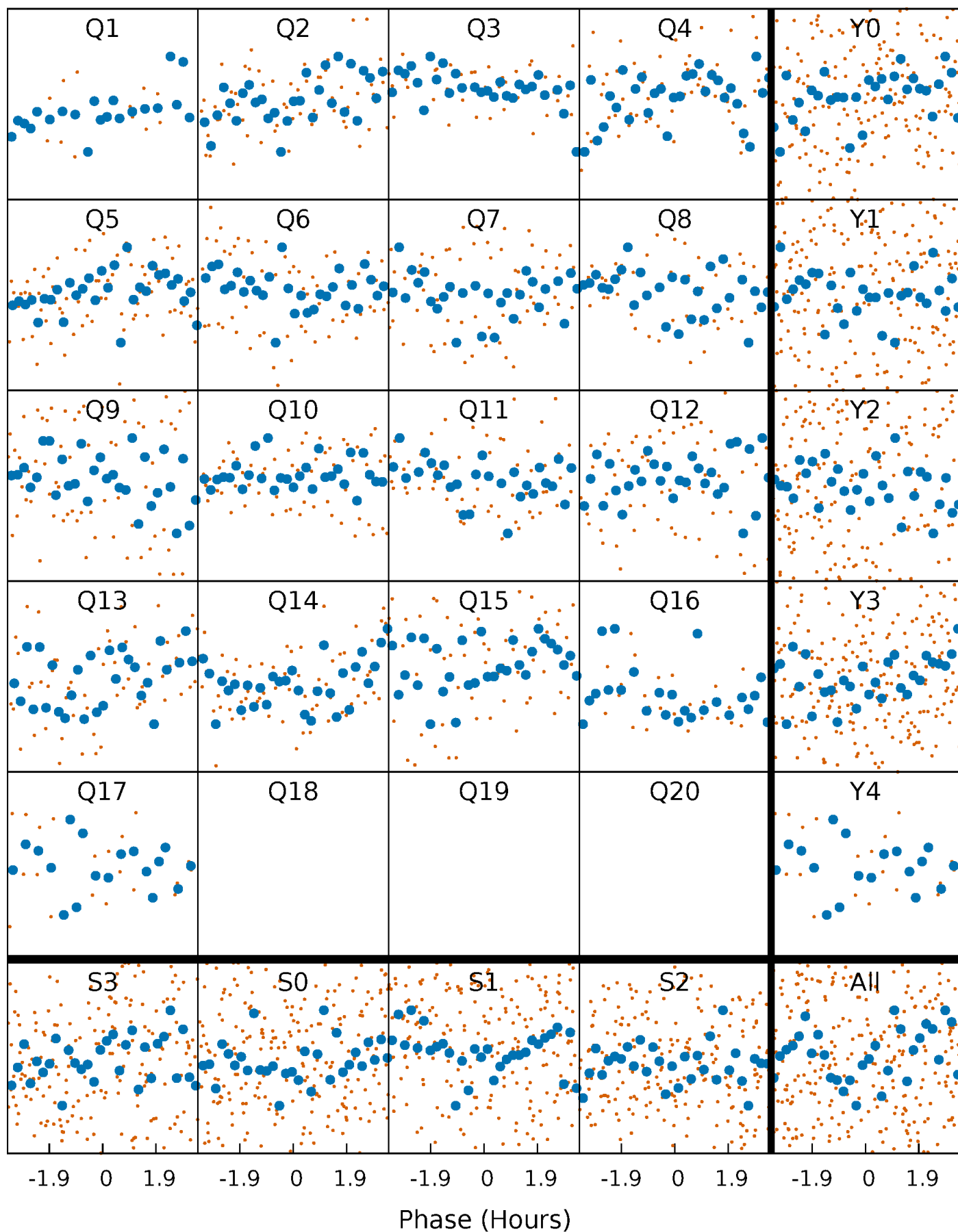


Planet 2 : Phased Whitened Flux Time Series (Fit Epoch/Period)



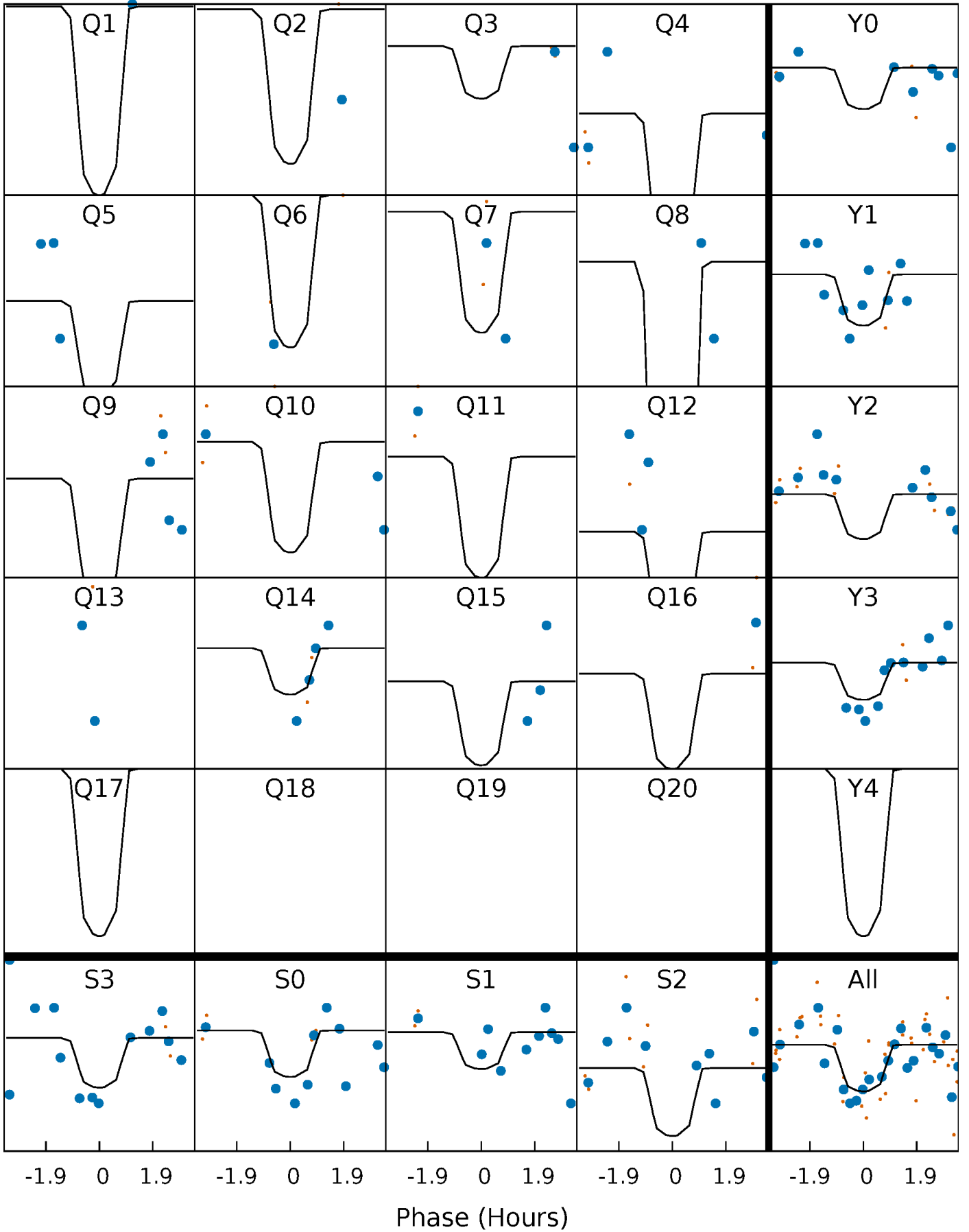
PDC Quarter-Phased Transit Curves

TCE 011823836-02 P= 18.264660 Days $T_0=134.760922$ (BKJD)



DV Quarter-Phased Transit Curves

TCE 011823836-02 P= 18.264660 Days $T_0=134.760922$ (BKJD)

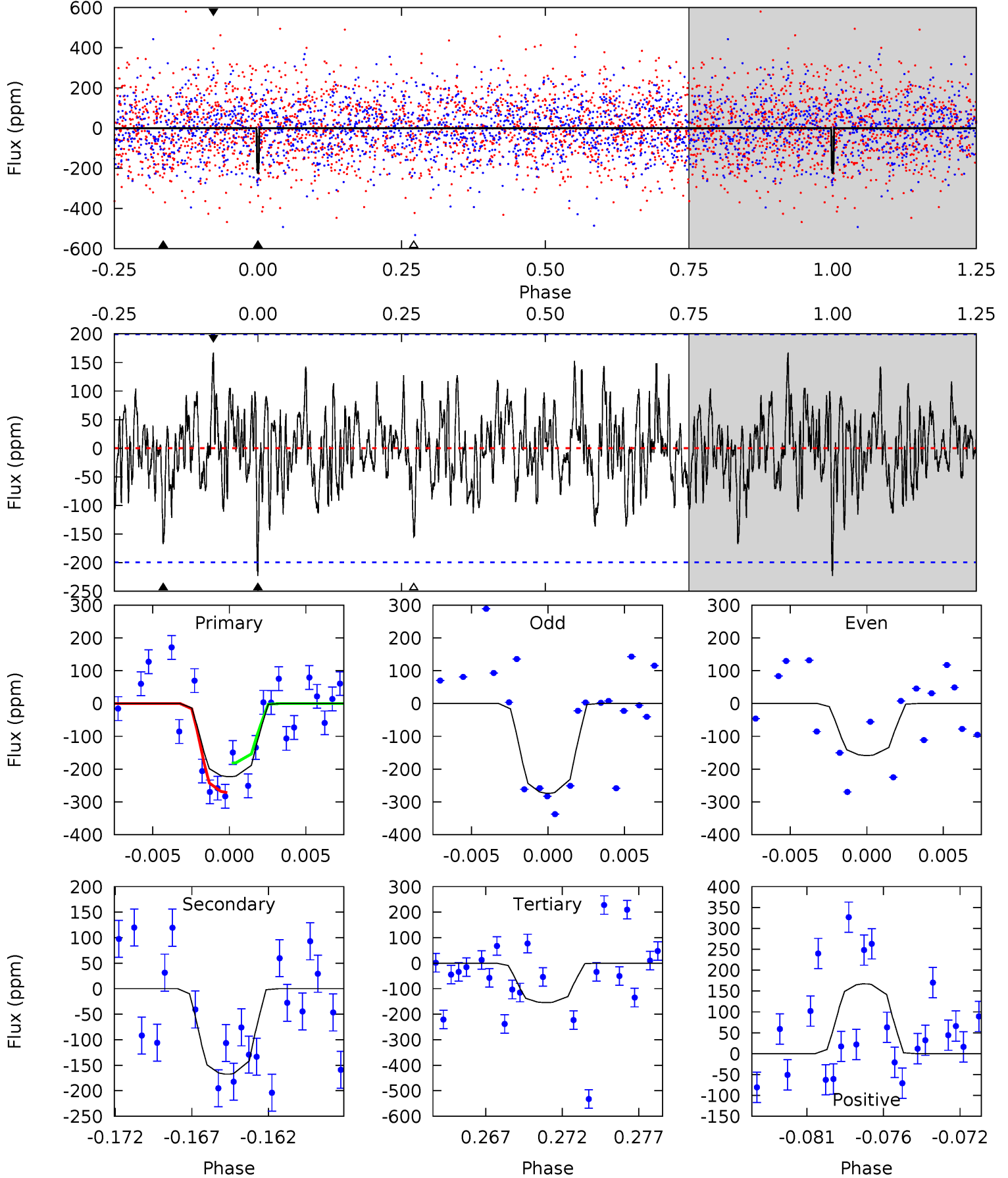


This plot does not exist for this TCE.

DV Model-Shift Uniqueness Test

011823836-02, P = 18.264660 Days, E = 116.496262 Days

Pri	Sec	Ter	Pos	FA ₁	FA ₂	F _{Red}	Pri-Ter	Pri-Pos	Sec-Ter	Sec-Pos	Odd-Evn	DMM	Shape	TAT
5.78	4.34	4.01	4.33	5.17	2.82	1.42	1.77	1.45	0.33	0.01	1.49	1.00	0.43	1.17



Alt Model-Shift Uniqueness Test

This plot does not exist for this TCE.

Stellar Parameters For KIC 011823836

	$T_{\text{eff}}(K)$	$\log(g)$	[Fe/H]	R (R_{\odot})	M (M_{\odot})	p_{\star} ($\text{g}\cdot\text{cm}^{-3}$)
	6977^{+188}_{-229}	$3.543^{+0.308}_{-0.082}$	$-0.140^{+0.300}_{-0.250}$	$3.840^{+0.255}_{-1.444}$	$1.878^{+0.208}_{-0.337}$	$0.047^{+0.111}_{-0.009}$
	+3%/-3%	+9%/-2%	+214%/-179%	+7%/-38%	+11%/-18%	+237%/-19%
Source	PHO1	FLK73	KIC0	DSEP		

KIC = Kepler Input Catalog; PHO = Photometry; SPE = Spectroscopy; AST = Asteroseismology
 TRA = Transits; DESP = Dartmouth Models; MULT = Multiple Models

Secondary Eclipse Parameters for KIC 011823836-02 / KOI

Detrend	Depth (ppm)	R_p (R_{\oplus})	T_{max} (K)	T_{obs} (K)	A_{obs}
DV	-167 ± 39	$10.29^{+12.02}_{-7.07}$	2030^{+97}_{-161}	4877^{+4424}_{-1180}	25^{+214}_{-20}
Alt.	N/A	N/A	N/A	N/A	N/A

T_{max} = Theoretical Maximum Planetary Temperature

T_{obs} = Observed Planetary Temperature (Assuming $A=0.3$)

A_{obs} = Observed Albedo (Assuming $T=0$)

If a secondary eclipse is present, the system is likely an EB if $T_{\text{obs}} \gg T_{\text{max}}$ AND $A_{\text{obs}} \gg 1.0$

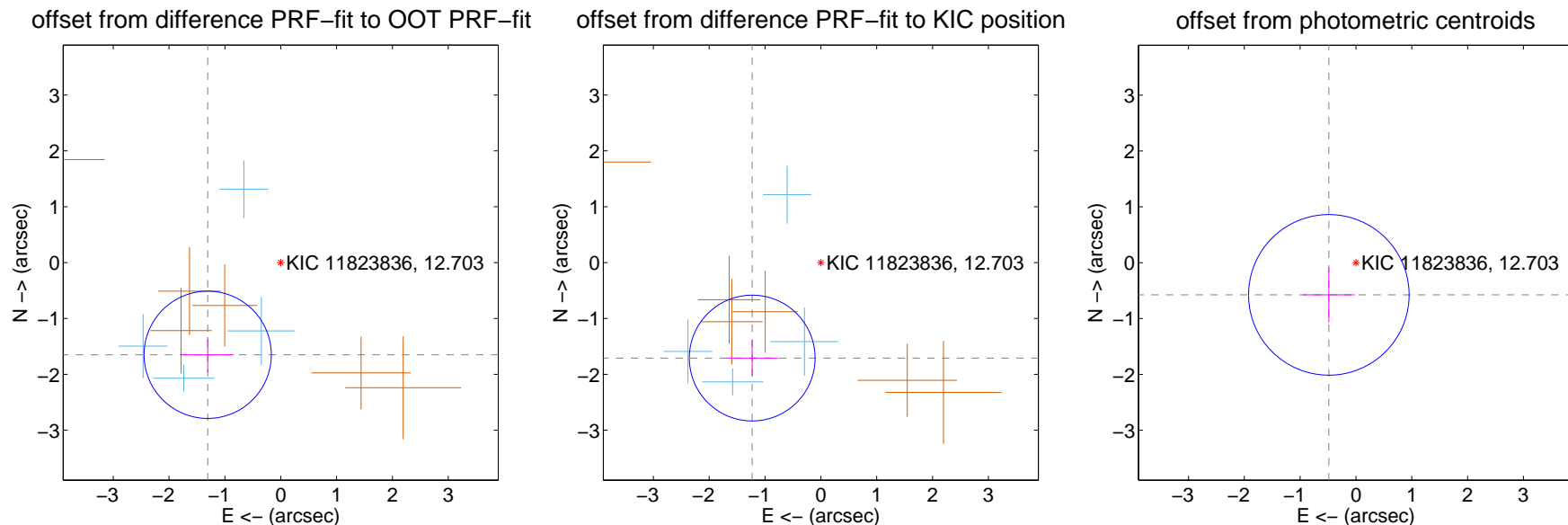
DV Centroid Data

Supplemental centroid analysis for 011823836-02. Kepler magnitude: 12.70. Transit SNR 13.48

There are 4 quarters with good PRF difference image offsets

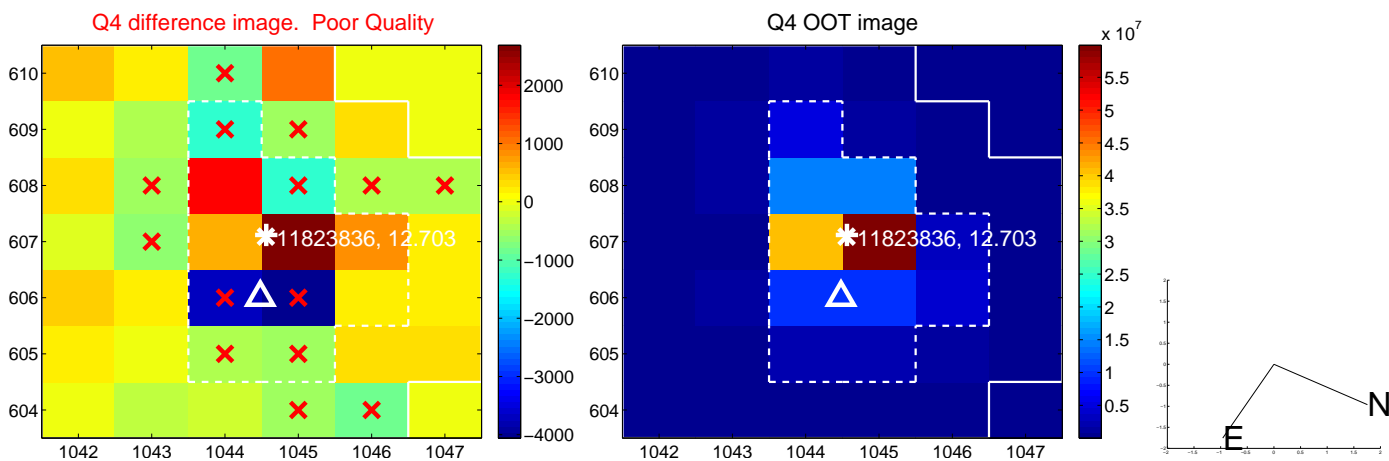
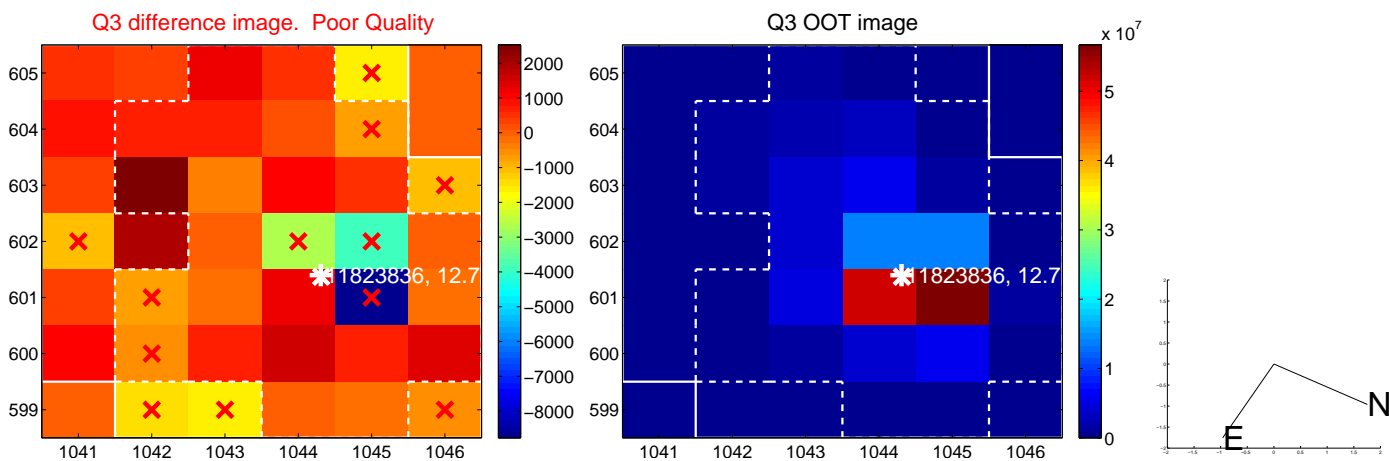
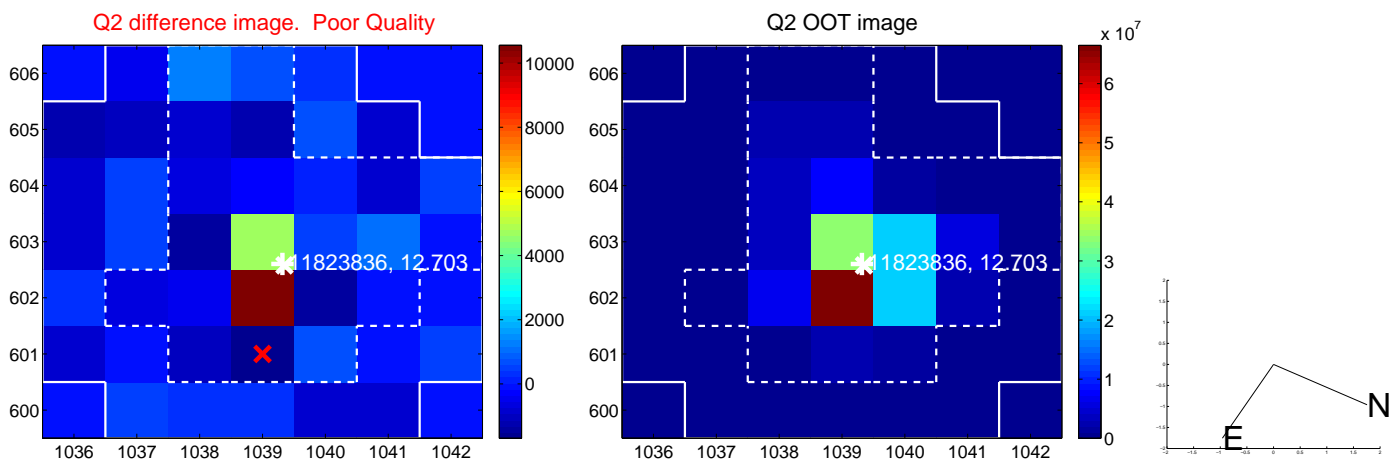
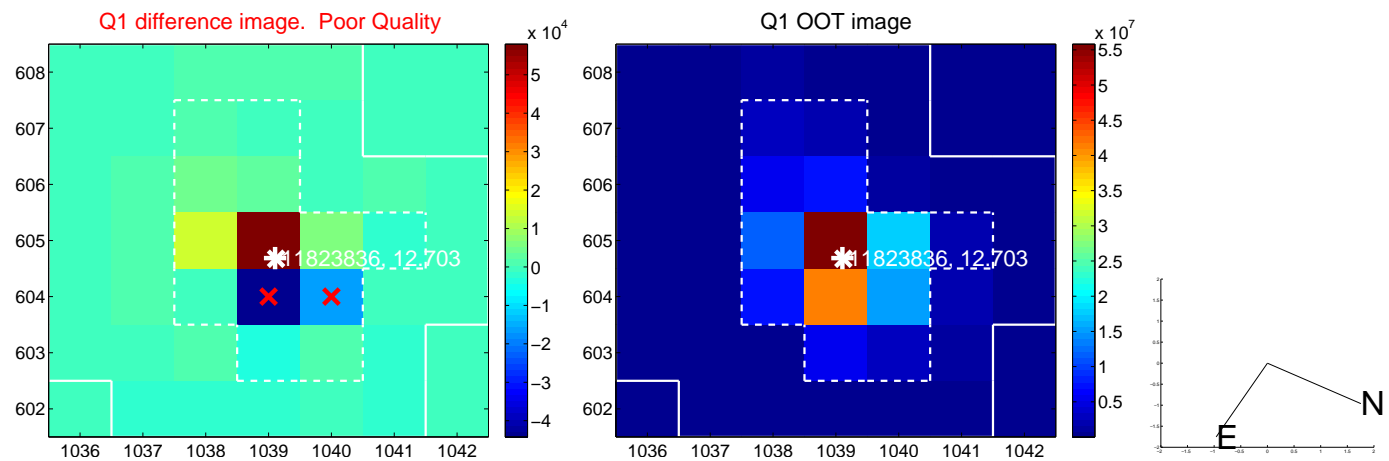
The direct PRF centroid is offset from the target star catalog position by about 0.08 arcsec

	Distance in arcsec	Distance / σ	Δ RA	Δ Dec
PRF-fit source offset from OOT	2.106 ± 0.380	5.55	1.309 ± 0.463	-1.651 ± 0.316
PRF-fit source offset from KIC position	2.106 ± 0.375	5.61	1.230 ± 0.456	-1.709 ± 0.326
photometric centroid source offset	0.75 ± 0.48	1.57	0.49 ± 0.46	-0.58 ± 0.49

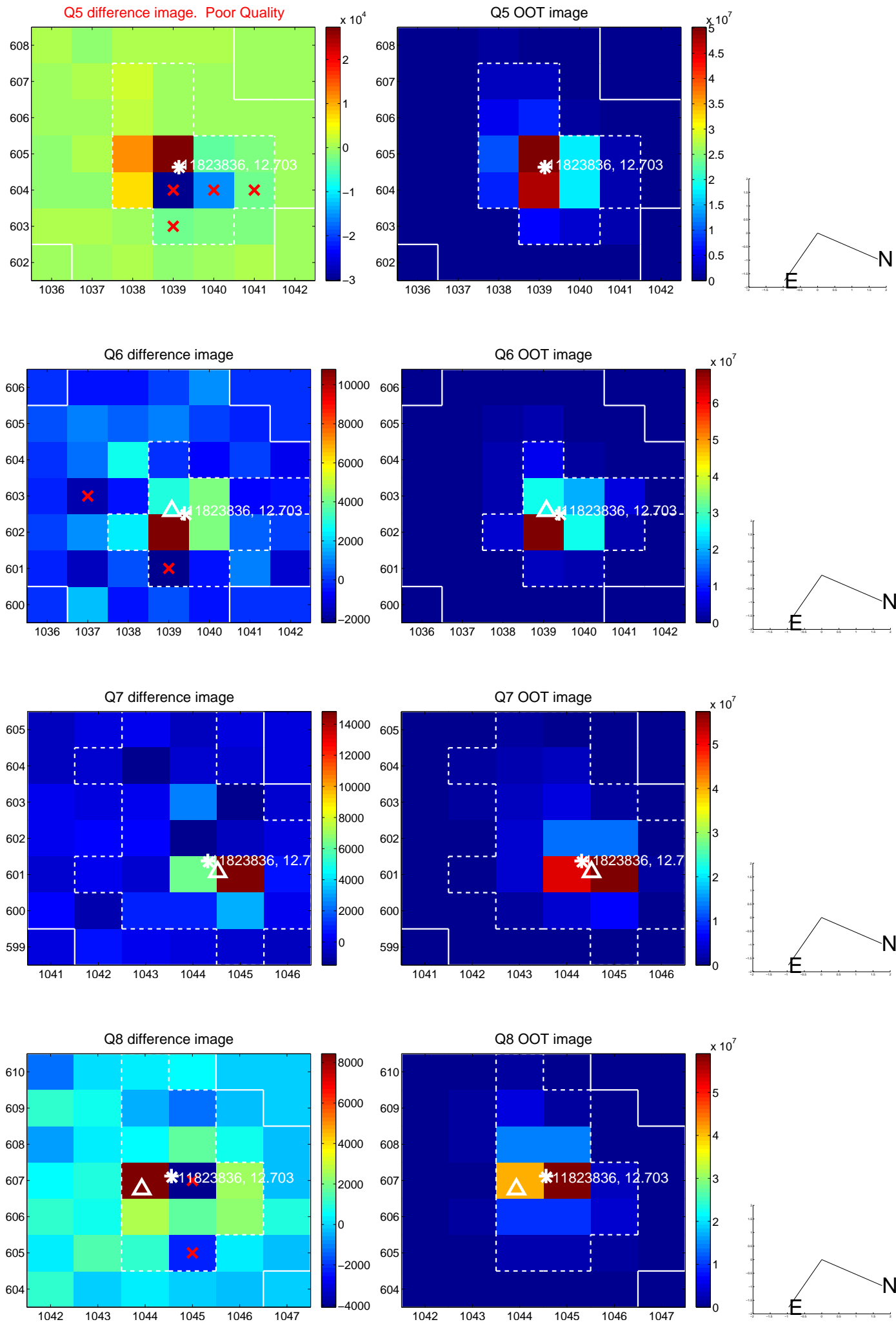


Centroid source offsets from the target star reconstructed from PRF and photometric centroids. **Sky blue crosses:** good quarterly centroid offsets; **Vermillion crosses:** bad quarterly centroid offsets; magenta cross: average over quarters. Length of the crosses: one- σ uncertainty. Blue circle: three- σ . Red *: target star. Blue *: Other stars. Text next to a star gives its KIC ID and kepmag. KIC IDs > 15,000,000 are from the UKIRT catalog.

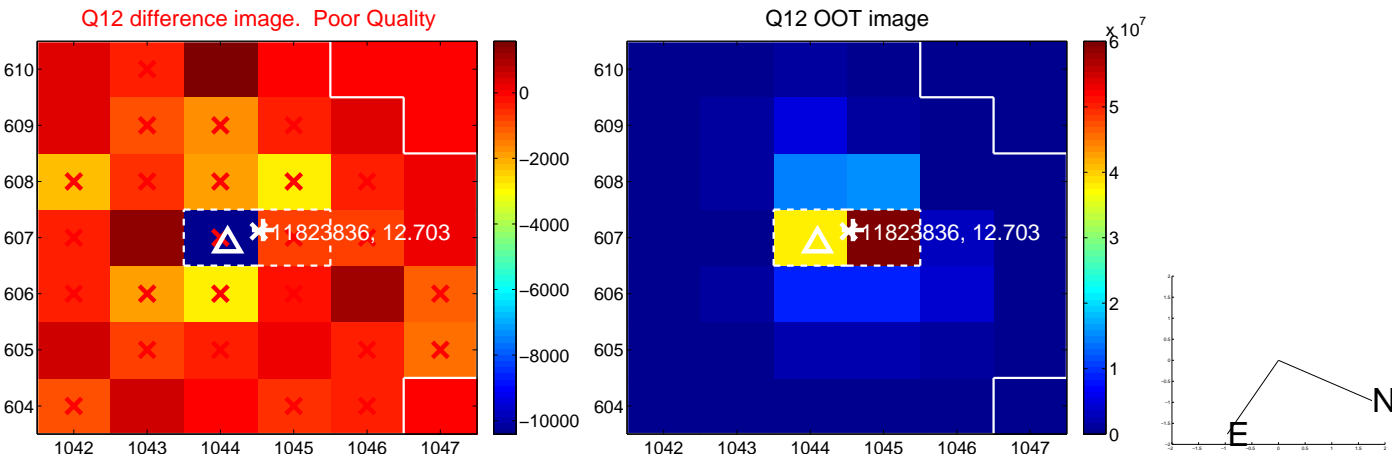
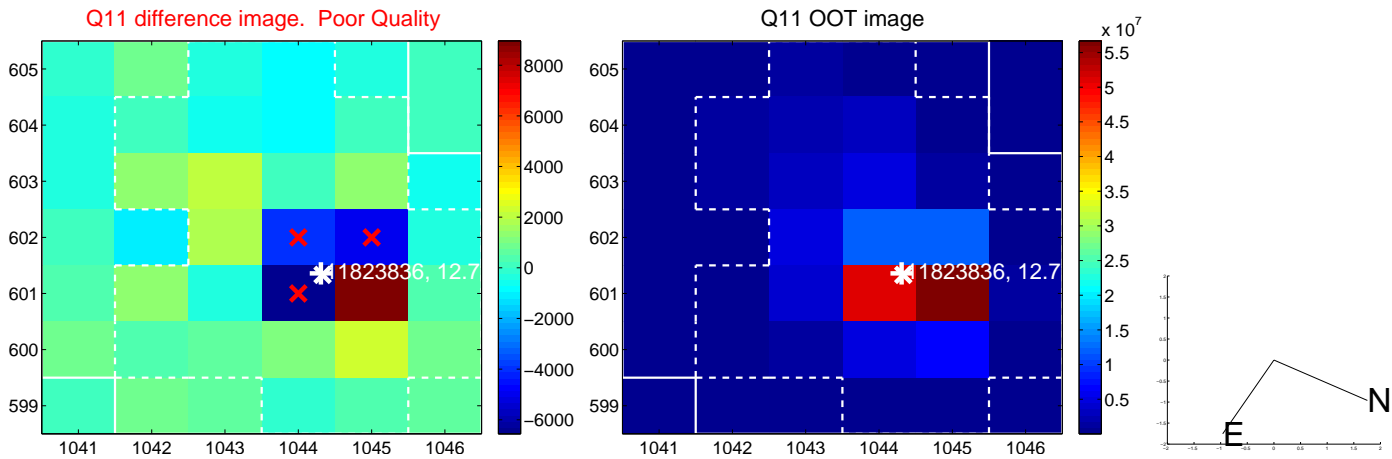
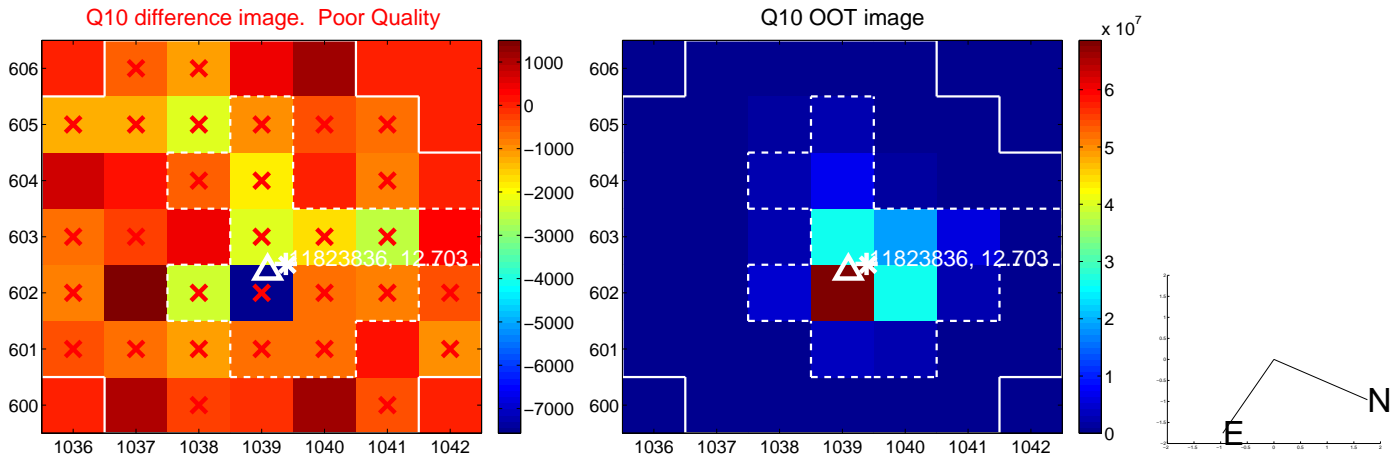
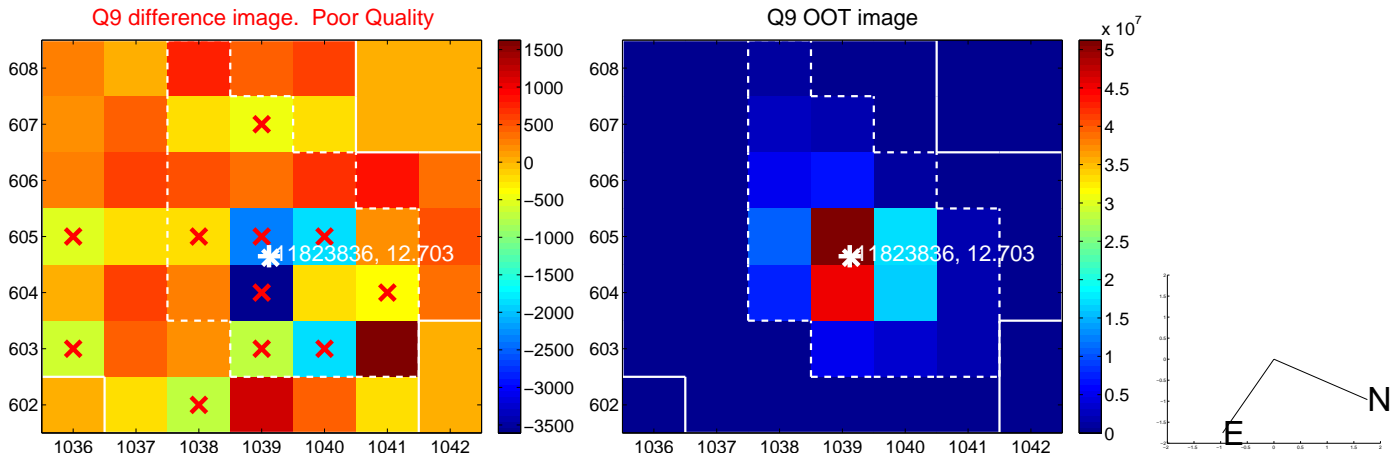
white \times : KIC target position; +: OOT centroid; \triangle : difference centroid. red \times : large negative pixel value.



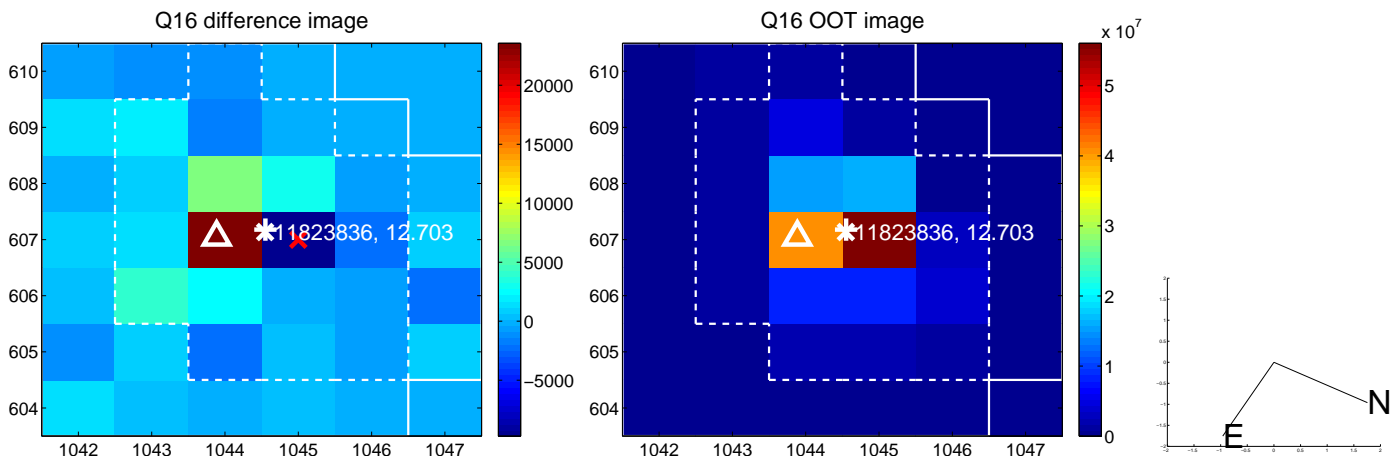
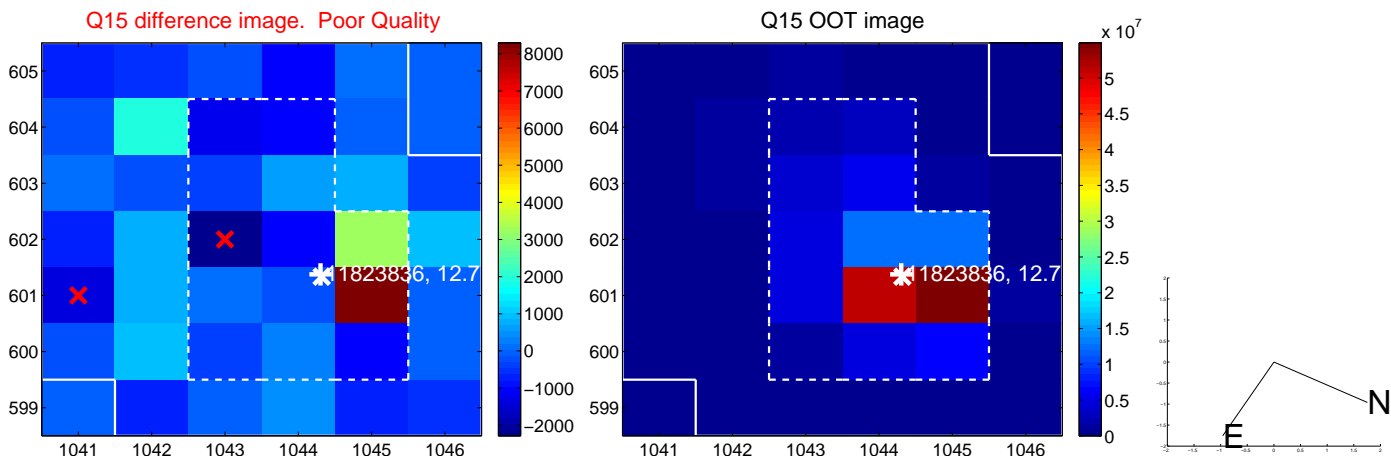
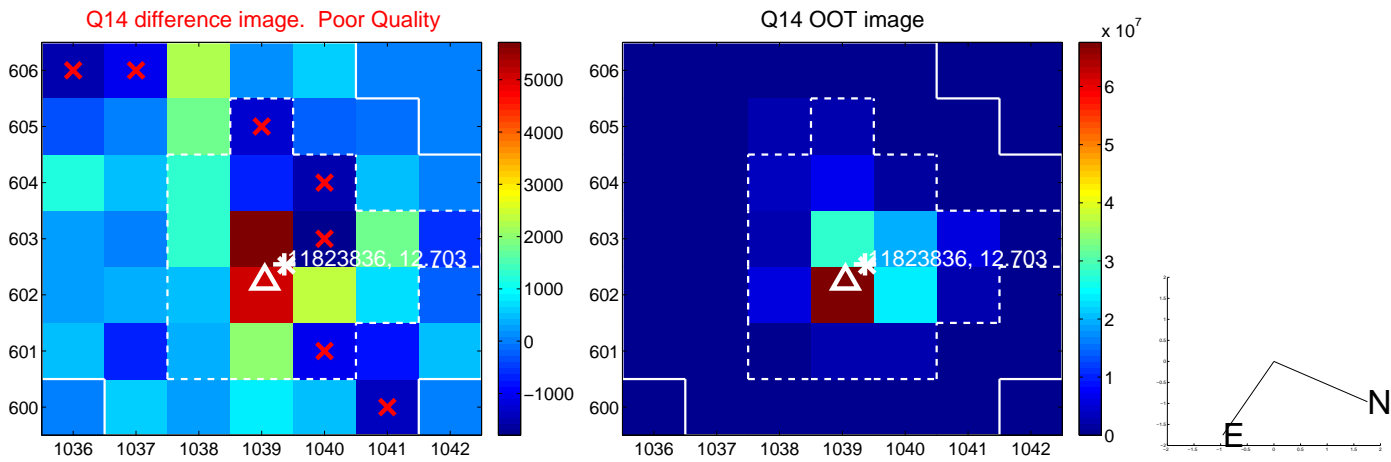
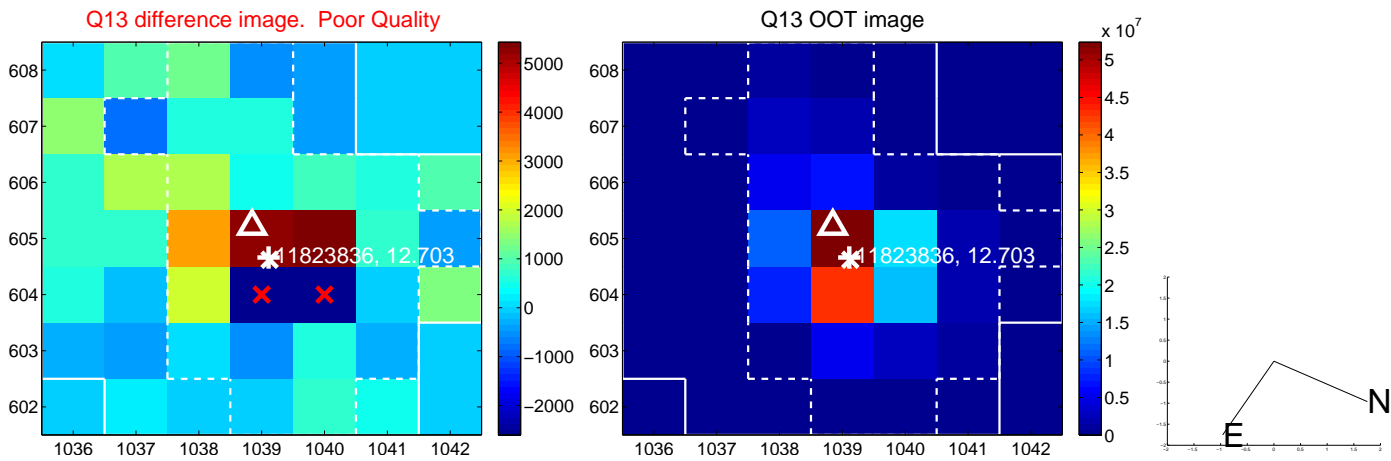
white \times : KIC target position; +: OOT centroid; \triangle : difference centroid. red \times : large negative pixel value.



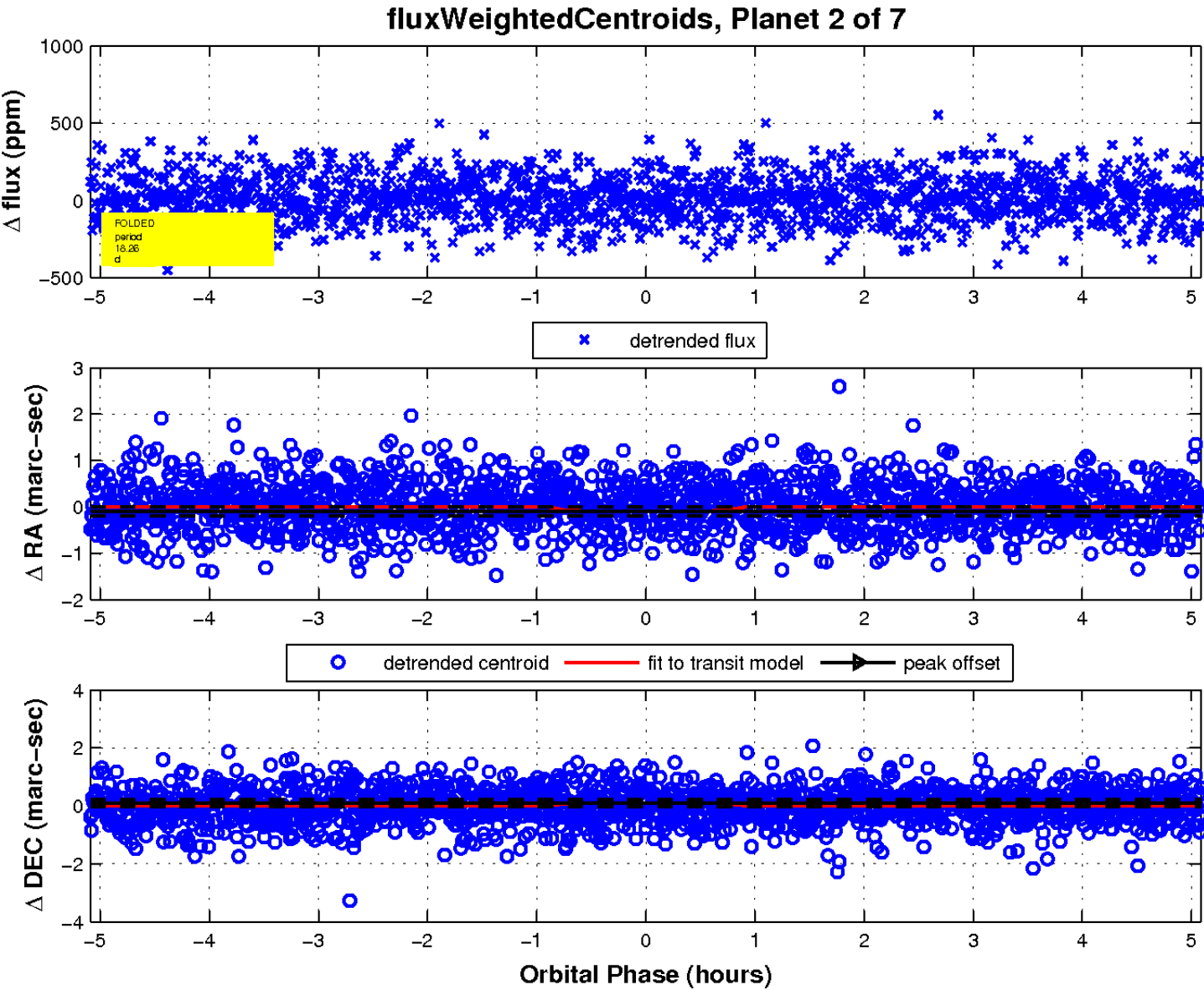
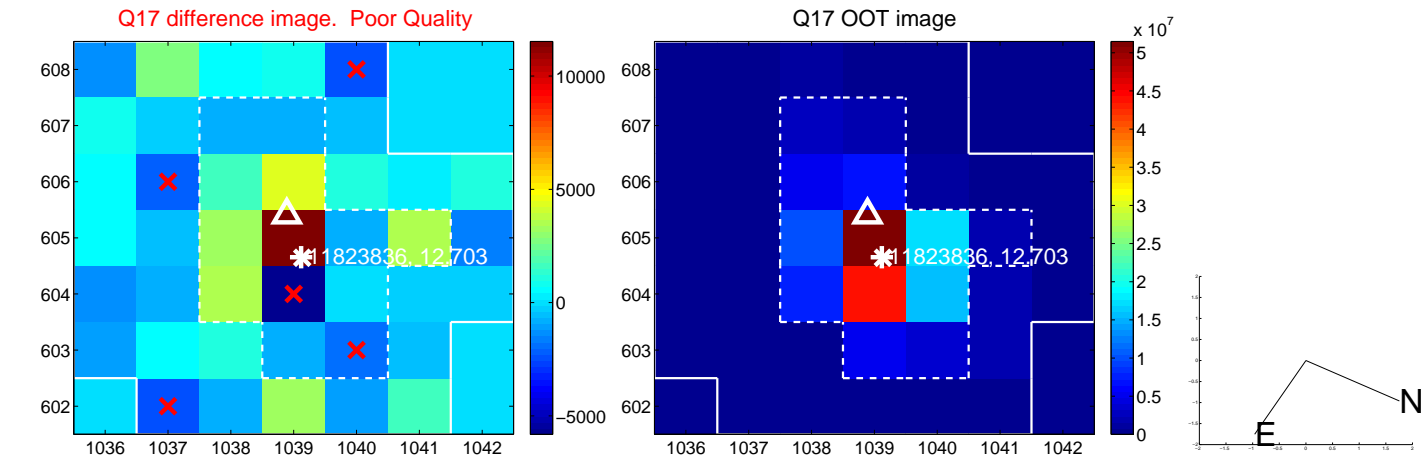
white \times : KIC target position; +: OOT centroid; \triangle : difference centroid. red \times : large negative pixel value.



white \times : KIC target position; +: OOT centroid; \triangle : difference centroid. red \times : large negative pixel value.

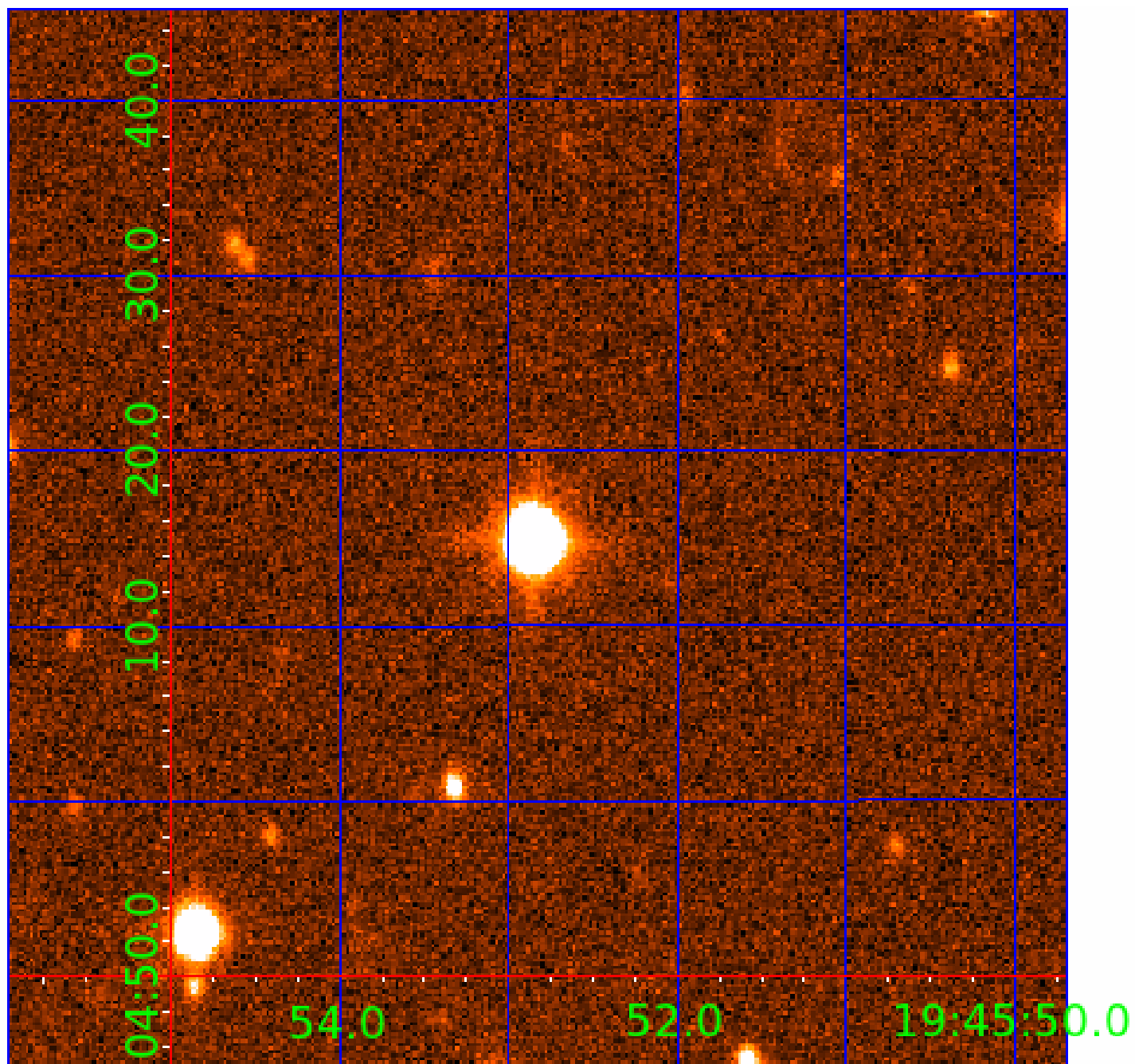


white \times : KIC target position; $+$: OOT centroid; \triangle : difference centroid. red \times : large negative pixel value.



UKIRT Image

Declination



KIC 011823836

Q1-17 DR25 TCE Parameters

TCE	Run Type	KOI?	Period (Days)	Epoch (BKJD)	Depth (ppm)	Duration (Hours)	MES	SNR	R_{\star} (R_{\odot})	T_{\star} (K)	R_p (R_{\oplus})	S_p (S_{\oplus})
011823836-01	OBS	No	0.562252	131.989867	9.4	4.140	9.4	6.8	3.84	6977	1.27	0.00
011823836-02	OBS	No	18.264660	134.760922	214.8	1.697	11.2	13.5	3.84	6977	5.74	1115.94
011823836-03	OBS	No	15.878395	134.417445	340.2	0.578	12.5	14.5	3.84	6977	7.42	1344.98
011823836-04	OBS	No	11.333327	142.481634	246.7	1.253	12.7	16.5	3.84	6977	6.42	2108.53
011823836-05	OBS	No	8.330311	134.253320	432.5	0.589	13.8	18.8	3.84	6977	8.48	3178.64
011823836-06	OBS	No	3.099585	133.559616	56.5	1.304	12.2	7.3	3.84	6977	2.95	11877.33
011823836-07	OBS	No	11.445019	134.511939	172.8	2.076	11.2	12.7	3.84	6977	5.11	2081.14

Robovetter Results

TCE	Run Type	Disp	Score	N	S	C	E	Comments
011823836-01	OBS	FP	0.00	1	0	1	0	LPP_DV—LPP_ALT—HALO_GHOST
011823836-02	OBS	FP	0.00	1	0	0	0	INDIV_TRANS_RUBBLE—TRANS_GAPPED—LPP_DV—MOD_NONUNIQ_DV
011823836-03	OBS	FP	0.00	1	0	0	0	INDIV_TRANS_RUBBLE—TRANS_GAPPED—LPP_DV—MOD_NONUNIQ_DV
011823836-04	OBS	FP	0.00	1	0	0	0	INDIV_TRANS_RUBBLE_TRACKER—TRANS_GAPPED—LPP_DV—MOD_NONUNIQ_DV
011823836-05	OBS	FP	0.00	1	0	0	0	INDIV_TRANS_RUBBLE—TRANS_GAPPED—MOD_NONUNIQ_DV—CENT_FEW_DIFFS
011823836-06	OBS	FP	0.00	1	0	0	0	INDIV_TRANS_RUBBLE—TRANS_GAPPED—LPP_DV—MOD_NONUNIQ_DV—MOD_TER_DV—CENT_FEW_DIFFS
011823836-07	OBS	FP	0.00	1	0	0	0	INDIV_TRANS_RUBBLE—TRANS_GAPPED—LPP_DV—MOD_NONUNIQ_DV—CENT_FEW_DIFFS

Notes: OBS = Observed. INJ = Injected. INV = Inverted. SCR = Scrambled.

N = Not Transit-Like. S = Stellar Eclipse. C = Centroid Offset. E = Ephemeris Match.

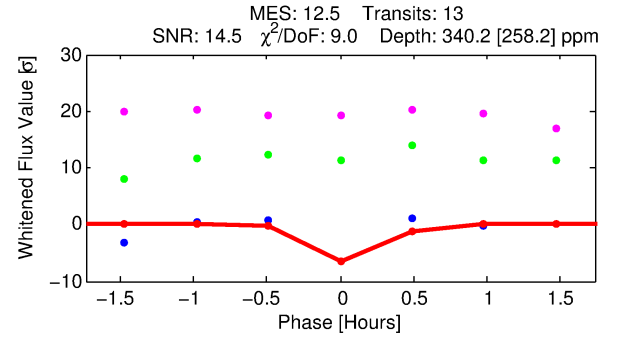
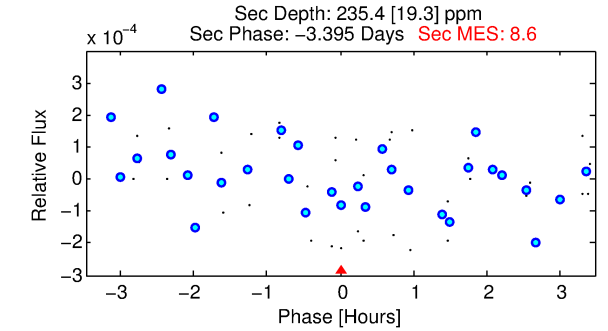
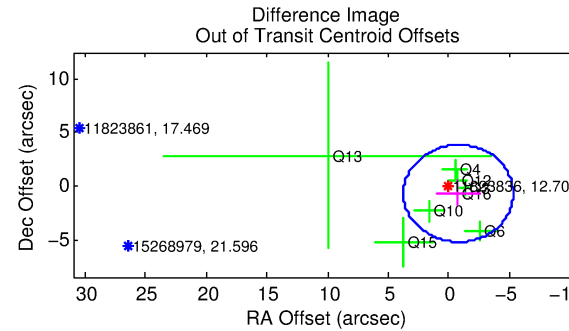
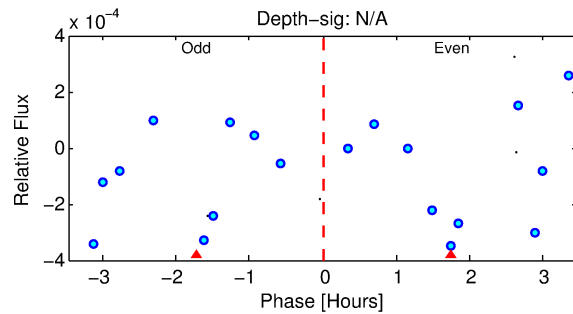
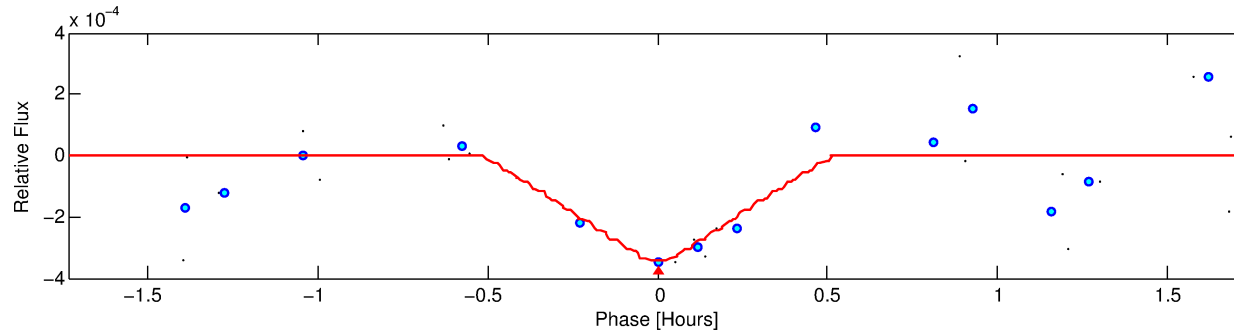
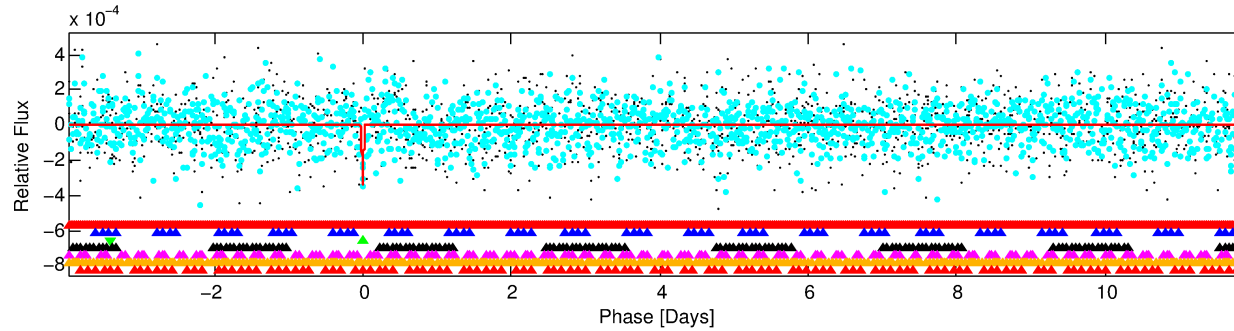
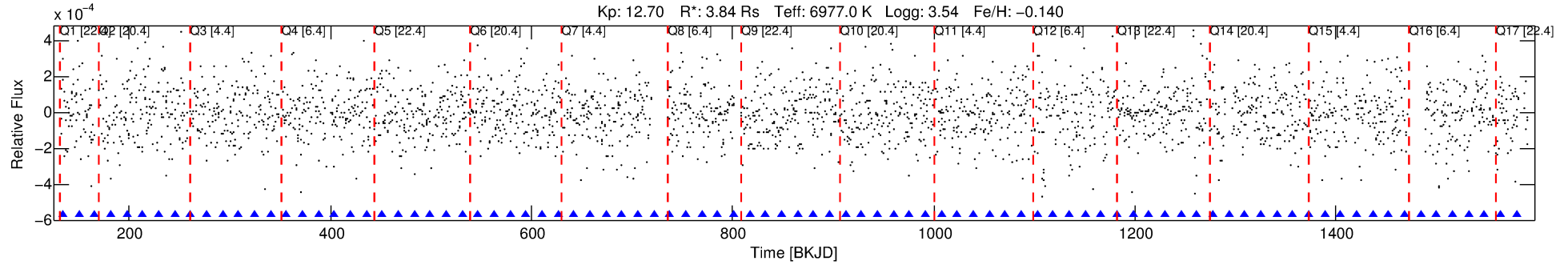
See http://exoplanetarchive.ipac.caltech.edu/docs/API_kepcandidate_columns.html#proj_disp_col for comment definitions.

Ephemeris Match Information For 011823836-03

No Significant Match Found

DV One-Page Summary

KIC: 11823836 Candidate: 3 of 7 Period: 15.878 d



DV Fit Results:

Period = 15.87840 [0.00040] d
Epoch = 134.4174 [0.0110] BKJD
Rp/R* = 0.0177 [0.3811]
a/R* = 204.79 [24990.30]
b = 0.29 [383.95]
Seff = 1344.98 [741.11]
Teq = 1544 [213] K
Rp = 7.42 [159.73] Re
a = 0.1526 [0.0526] AU
Ag = 54.75 [2357.32] [0.02σ]
Teffp = 6495 [69897] K [0.07σ]

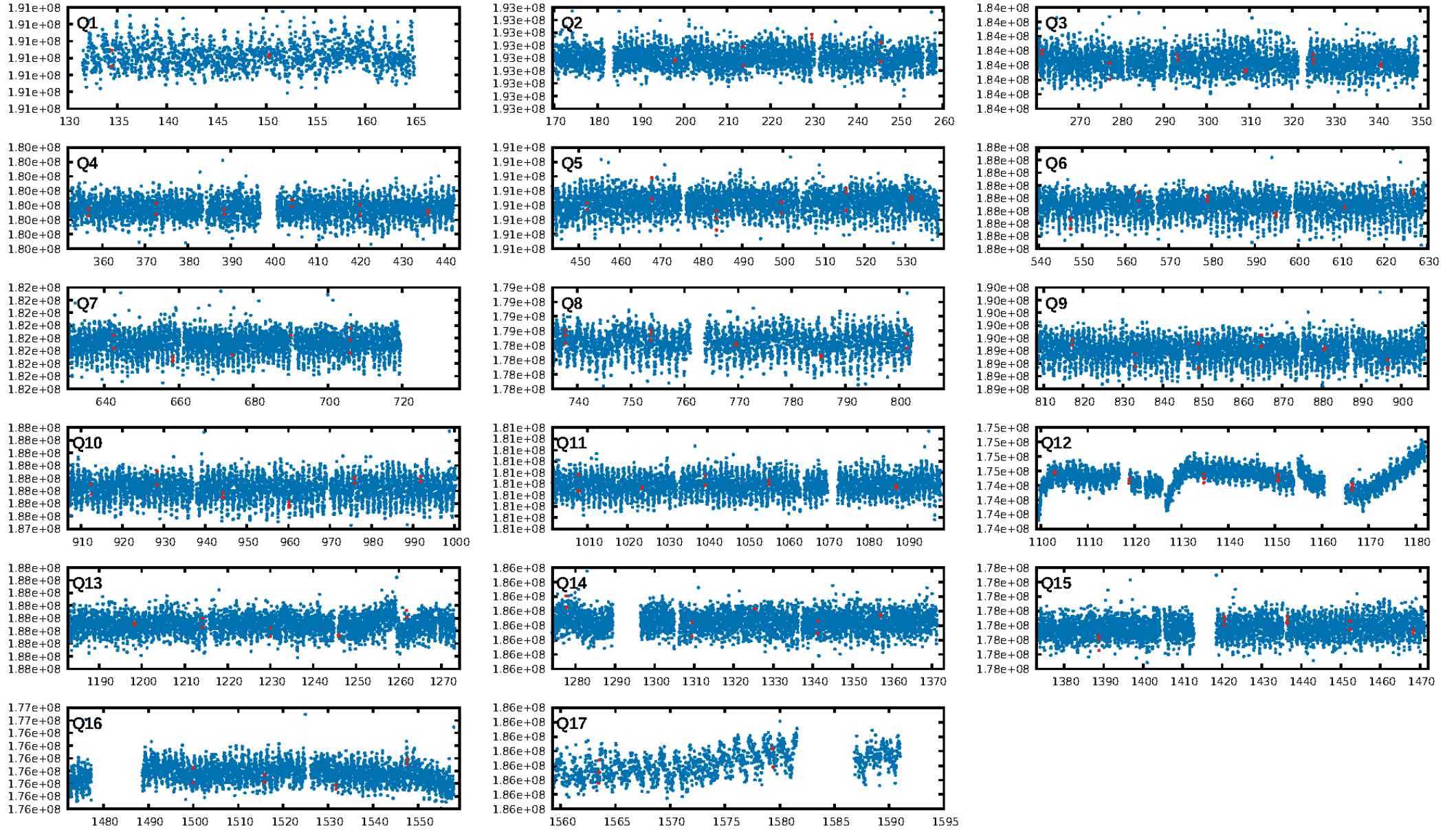
DV Diagnostic Results:

ShortPeriod-sig: 100.0% [49.37σ]
LongPeriod-sig: 100.0% [31.96σ]
ModelChiSquare2-sig: 20.7%
ModelChiSquareGof-sig: 82.2%
Bootstrap-pfa: 8.98e-32
RollingBand-fgt: 1.00 [12/12]
GhostDiagnostic-chr: -0.451
Centroid-sig: 28.8%
Centroid-so: 0.492 arcsec [1.01σ]
OotOffset-rm: 1.054 arcsec [0.70σ]
OotOffset-st: 2/2/3/1 [8]
KicOffset-rm: 1.159 arcsec [0.76σ]
KicOffset-st: 2/2/3/1 [8]
DiffImageQuality-fgm: 0.50 [4/8]
DiffImageOverlap-fno: 0.00 [0/15]

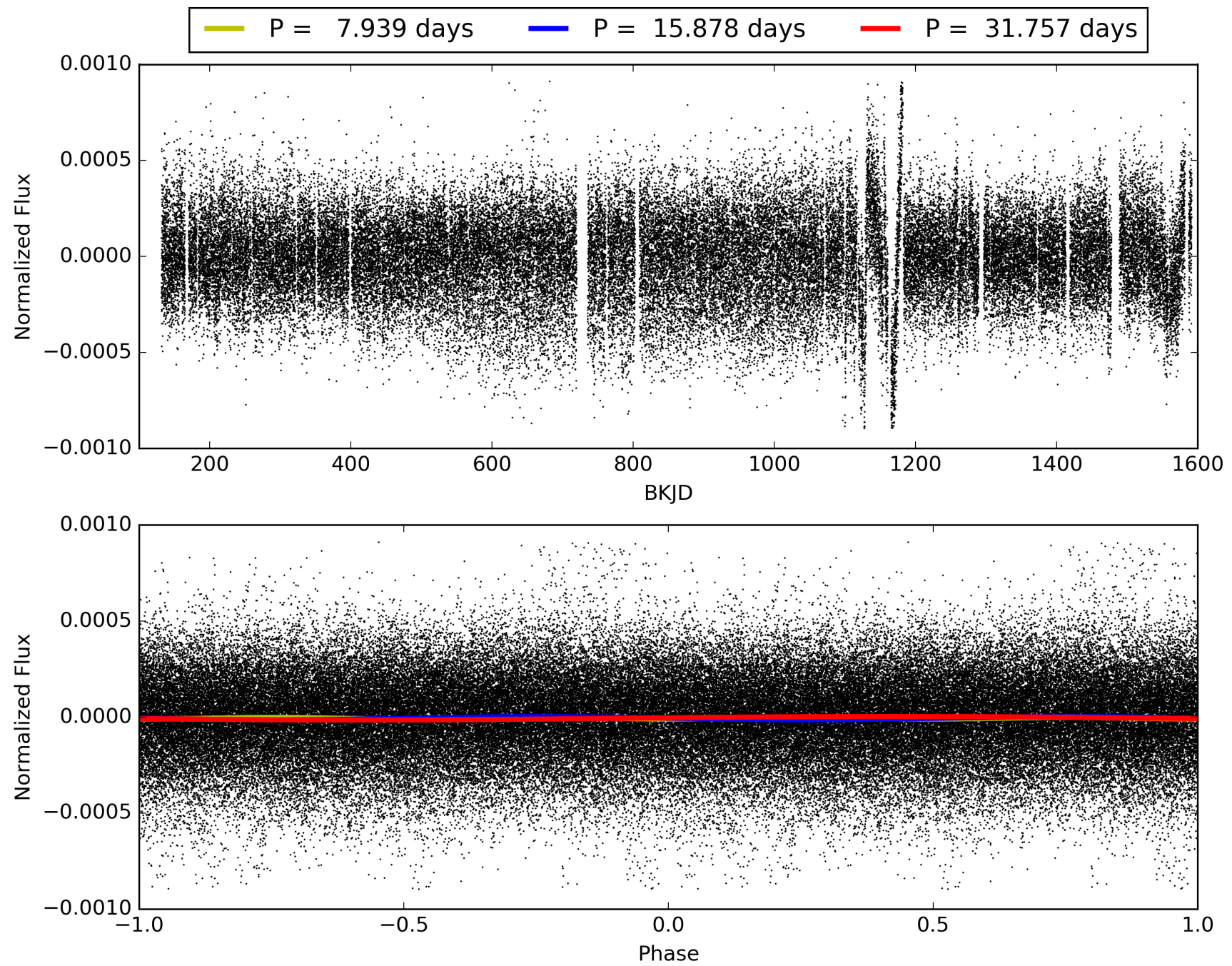
Software Revision: svn+ssh://murzim/repo/soc/tags/release/9.3.42@60958 -- Date Generated: 30-Jan-2016 04:55:26 Z

This Data Validation Report Summary was produced in the Kepler Science Operations Center Pipeline at NASA Ames Research Center

TCE 011823836-03, PDC Light Curves

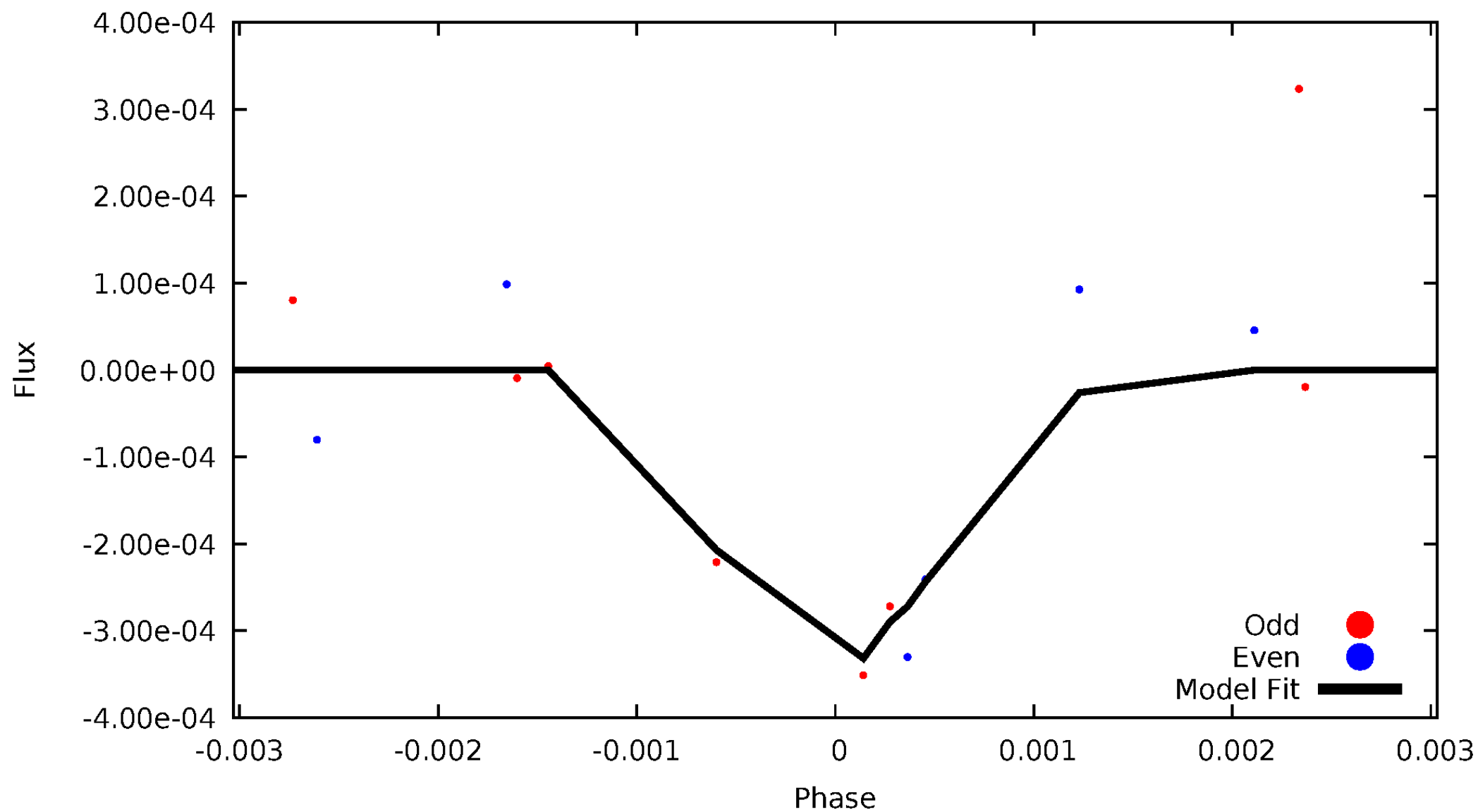


TCE 011823836-03



DV Odd/Even

TCE 011823836-03

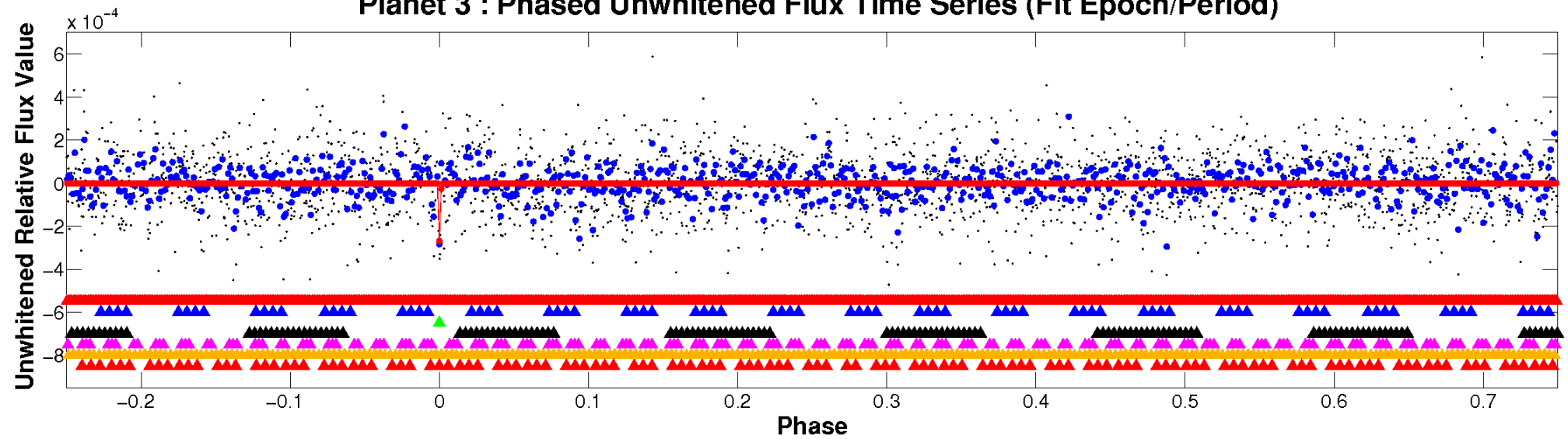


ALT Odd/Even

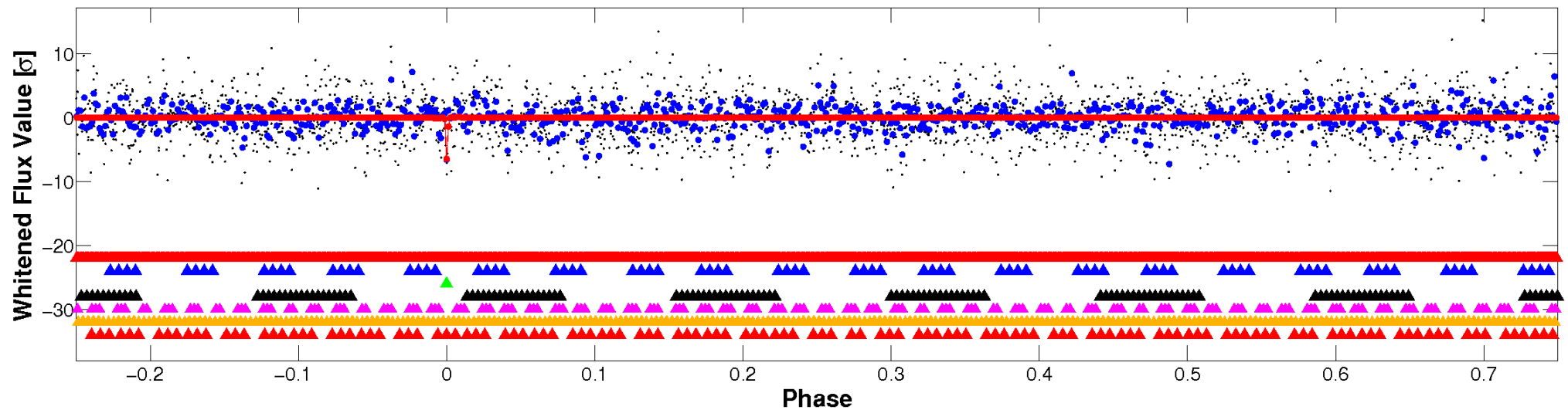
This plot does not exist for this TCE.

Non-Whitened Vs. Whitened Light Curve

Planet 3 : Phased Unwhitened Flux Time Series (Fit Epoch/Period)

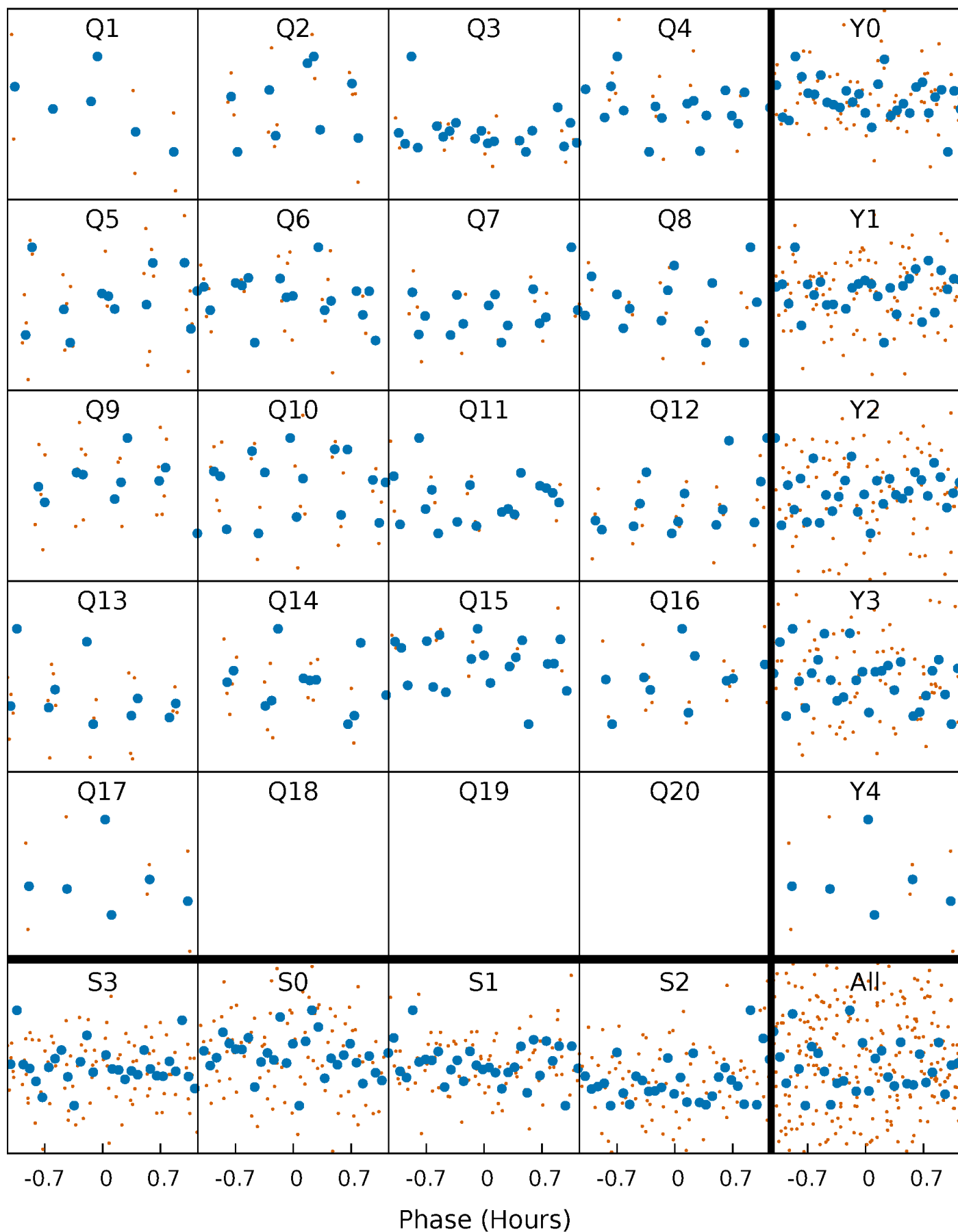


Planet 3 : Phased Whitened Flux Time Series (Fit Epoch/Period)



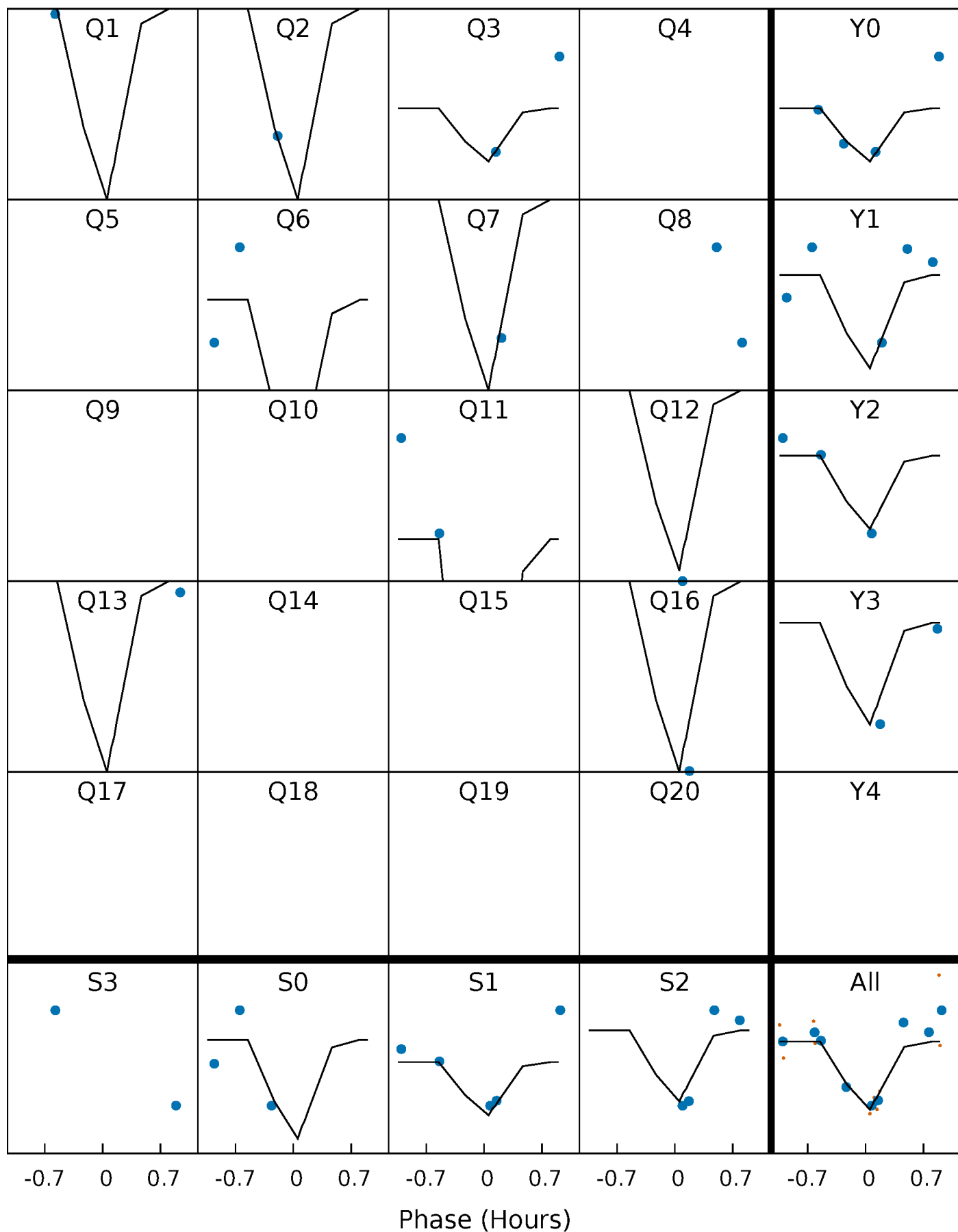
PDC Quarter-Phased Transit Curves

TCE 011823836-03 P= 15.878395 Days $T_0=134.417445$ (BKJD)



DV Quarter-Phased Transit Curves

TCE 011823836-03 P= 15.878395 Days $T_0=134.417445$ (BKJD)

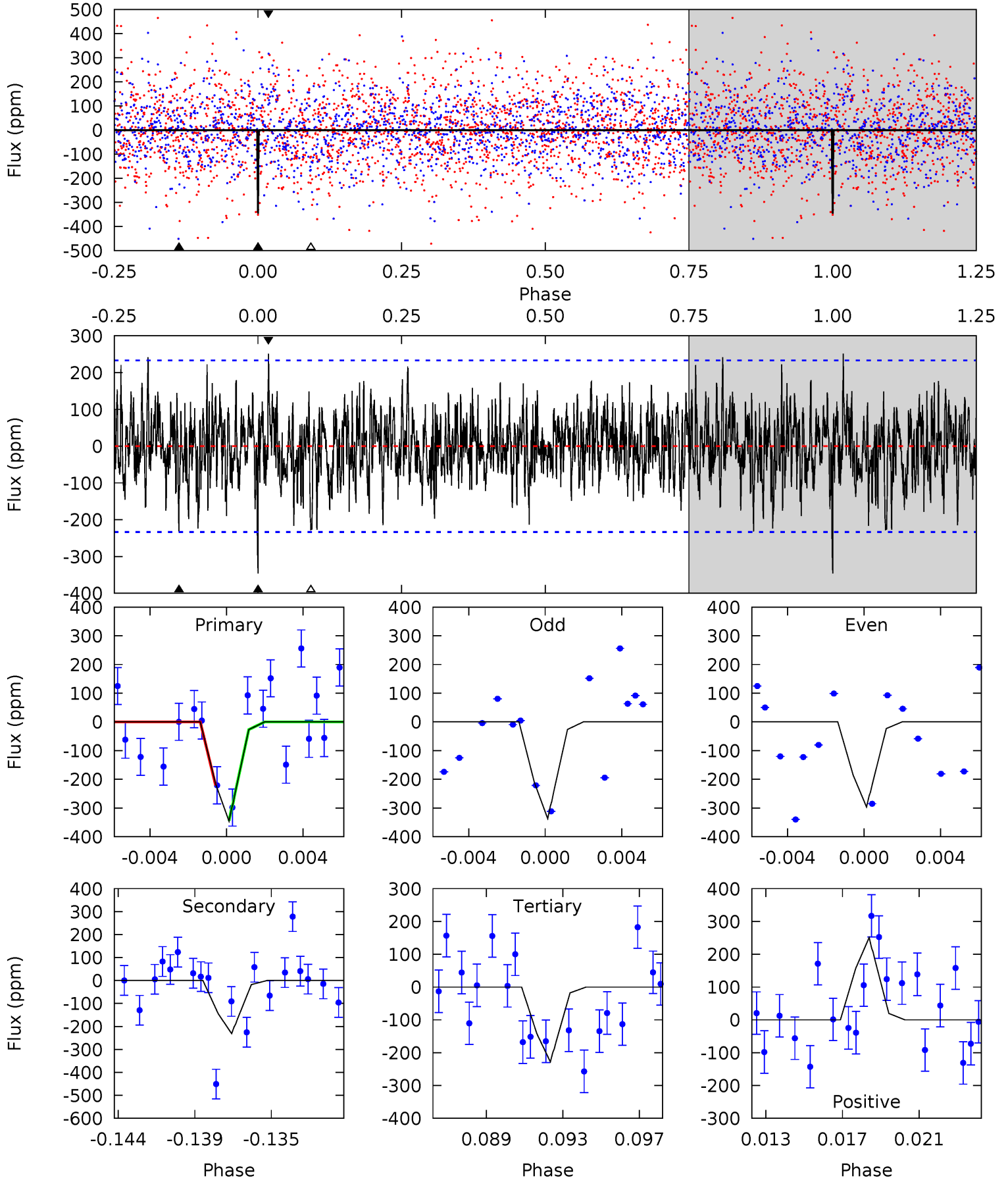


This plot does not exist for this TCE.

DV Model-Shift Uniqueness Test

011823836-03, P = 15.878395 Days, E = 118.539050 Days

Pri	Sec	Ter	Pos	FA ₁	FA ₂	F _{Red}	Pri-Ter	Pri-Pos	Sec-Ter	Sec-Pos	Odd-Evn	DMM	Shape	TAT
7.70	5.15	5.08	5.59	5.19	2.86	1.66	2.62	2.12	0.07	-0.44	0.46	0	0.42	1.38



Alt Model-Shift Uniqueness Test

This plot does not exist for this TCE.

Stellar Parameters For KIC 011823836

	$T_{\text{eff}}(K)$	$\log(g)$	[Fe/H]	R (R_{\odot})	M (M_{\odot})	p_{\star} ($\text{g}\cdot\text{cm}^{-3}$)
	6977^{+188}_{-229}	$3.543^{+0.308}_{-0.082}$	$-0.140^{+0.300}_{-0.250}$	$3.840^{+0.255}_{-1.444}$	$1.878^{+0.208}_{-0.337}$	$0.047^{+0.111}_{-0.009}$
	+3%/-3%	+9%/-2%	+214%/-179%	+7%/-38%	+11%/-18%	+237%/-19%
Source	PHO1	FLK73	KIC0	DSEP		

KIC = Kepler Input Catalog; PHO = Photometry; SPE = Spectroscopy; AST = Asteroseismology
 TRA = Transits; DESP = Dartmouth Models; MULT = Multiple Models

Secondary Eclipse Parameters for KIC 011823836-03 / KOI

Detrend	Depth (ppm)	R_p (R_{\oplus})	T_{max} (K)	T_{obs} (K)	A_{obs}
DV	-231 \pm 45	$105.54^{+122.69}_{-74.09}$	2130^{+98}_{-179}	-1971^{+5381}_{-531}	$0.264^{+2.703}_{-0.206}$
Alt.	N/A	N/A	N/A	N/A	N/A

T_{max} = Theoretical Maximum Planetary Temperature
 T_{obs} = Observed Planetary Temperature (Assuming A=0.3)
 A_{obs} = Observed Albedo (Assuming T=0)

If a secondary eclipse is present, the system is likely an EB if $T_{obs} \gg T_{max}$ AND $A_{obs} \gg 1.0$

DV Centroid Data

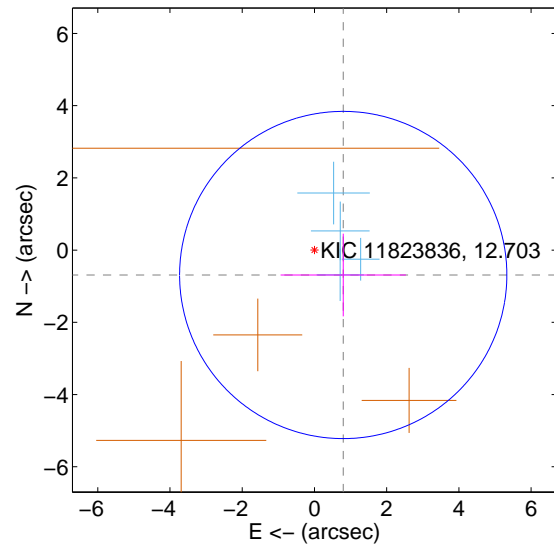
Supplemental centroid analysis for 011823836-03. Kepler magnitude: 12.70. Transit SNR 14.52

There are 4 quarters with good PRF difference image offsets

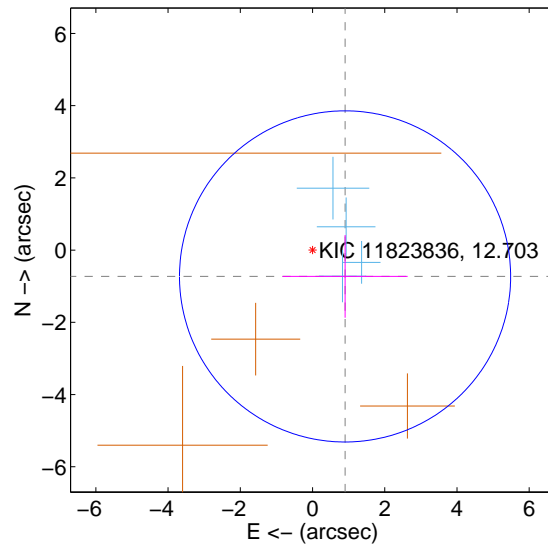
The direct PRF centroid is offset from the target star catalog position by about 0.12 arcsec

	Distance in arcsec	Distance / σ	Δ RA	Δ Dec
PRF-fit source offset from OOT	1.054 ± 1.510	0.70	-0.797 ± 1.734	-0.689 ± 1.145
PRF-fit source offset from KIC position	1.159 ± 1.528	0.76	-0.901 ± 1.734	-0.729 ± 1.145
photometric centroid source offset	0.49 ± 0.49	1.01	-0.47 ± 0.48	0.14 ± 0.52

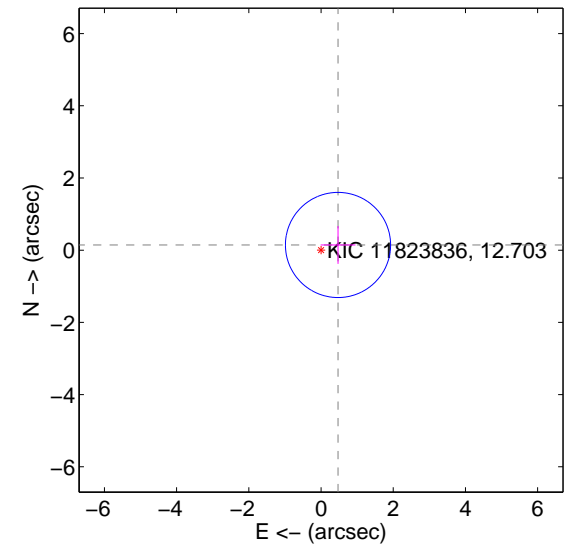
offset from difference PRF-fit to OOT PRF-fit



offset from difference PRF-fit to KIC position

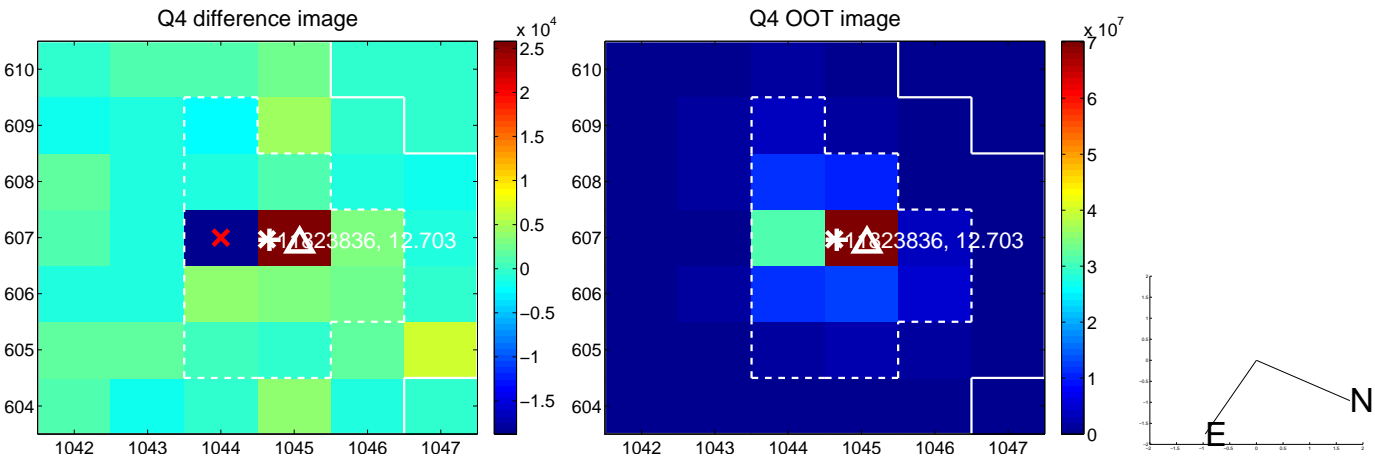
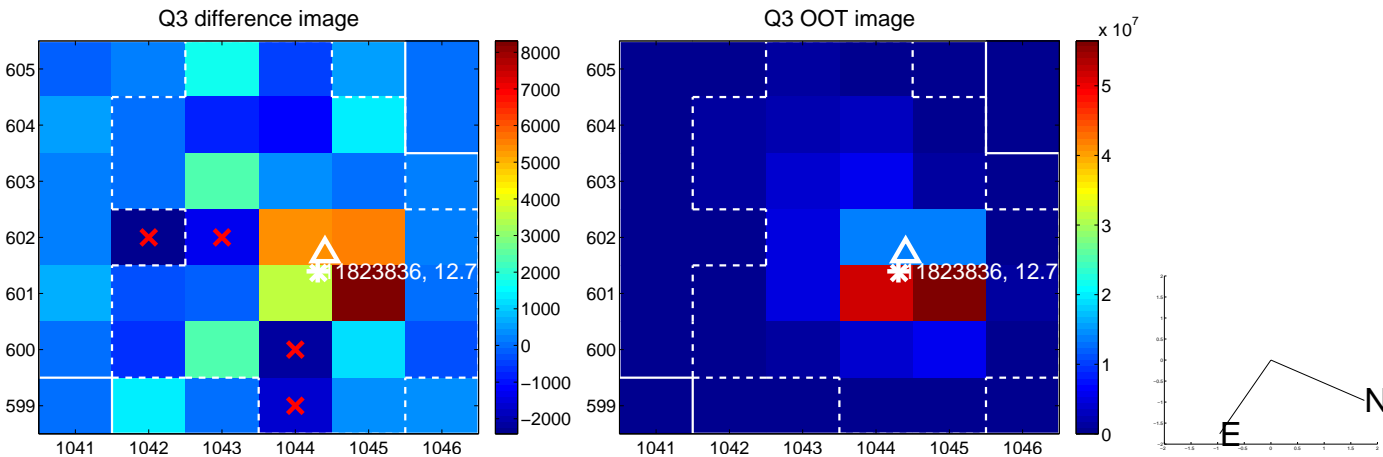
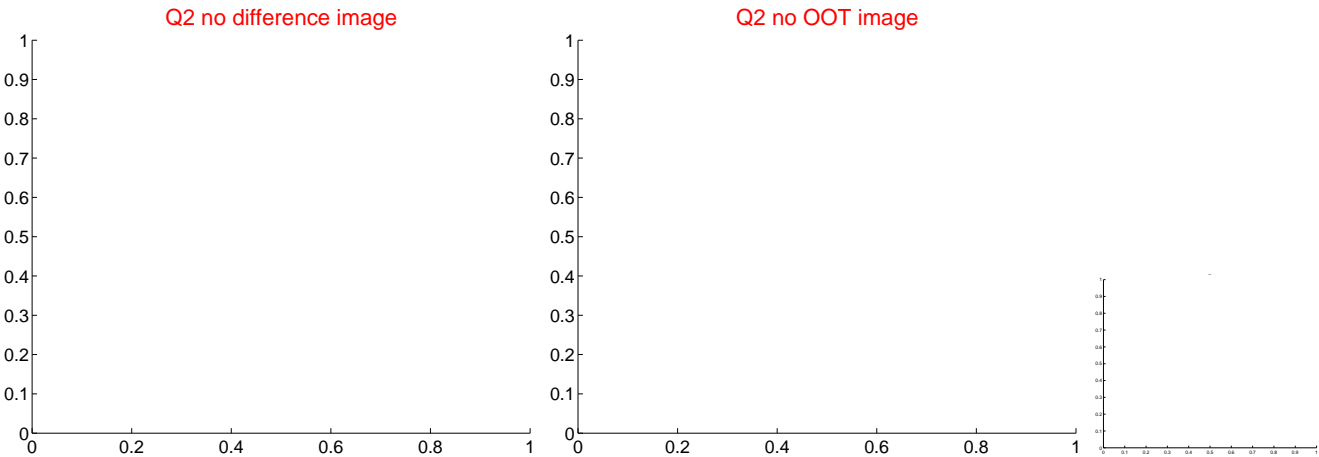
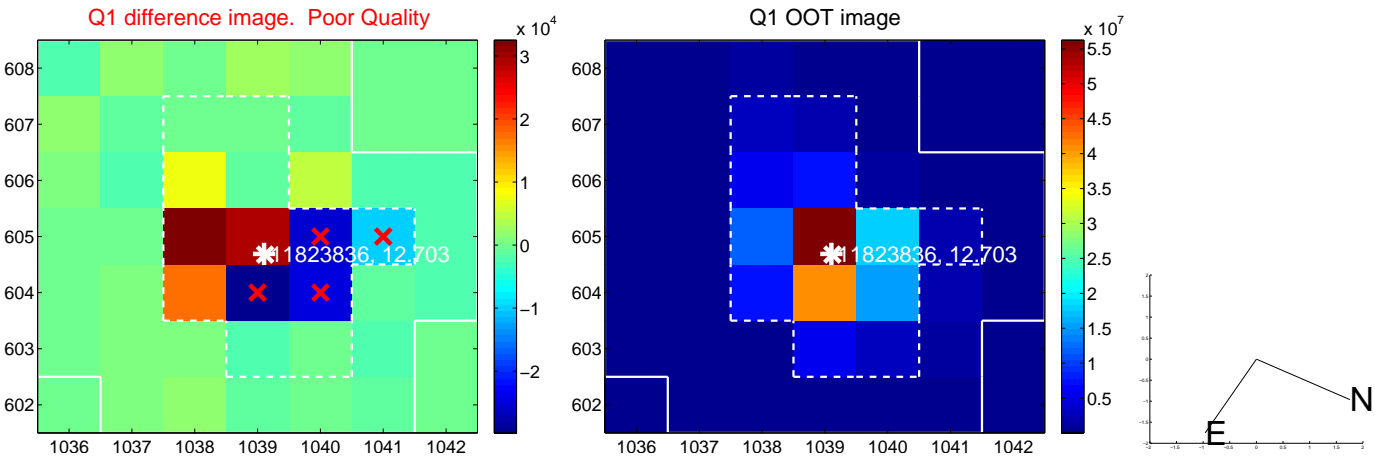


offset from photometric centroids

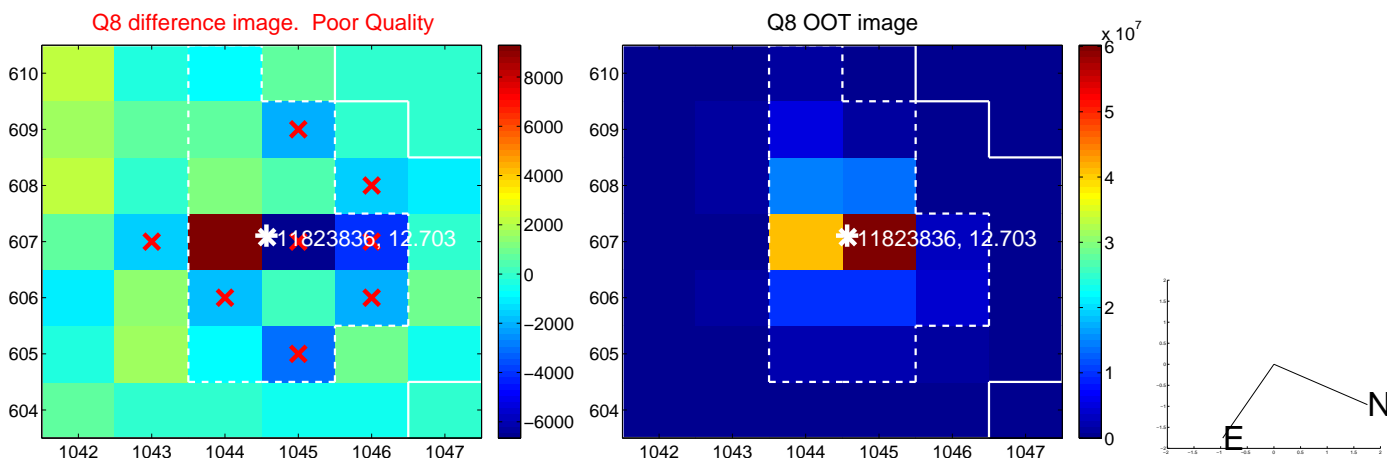
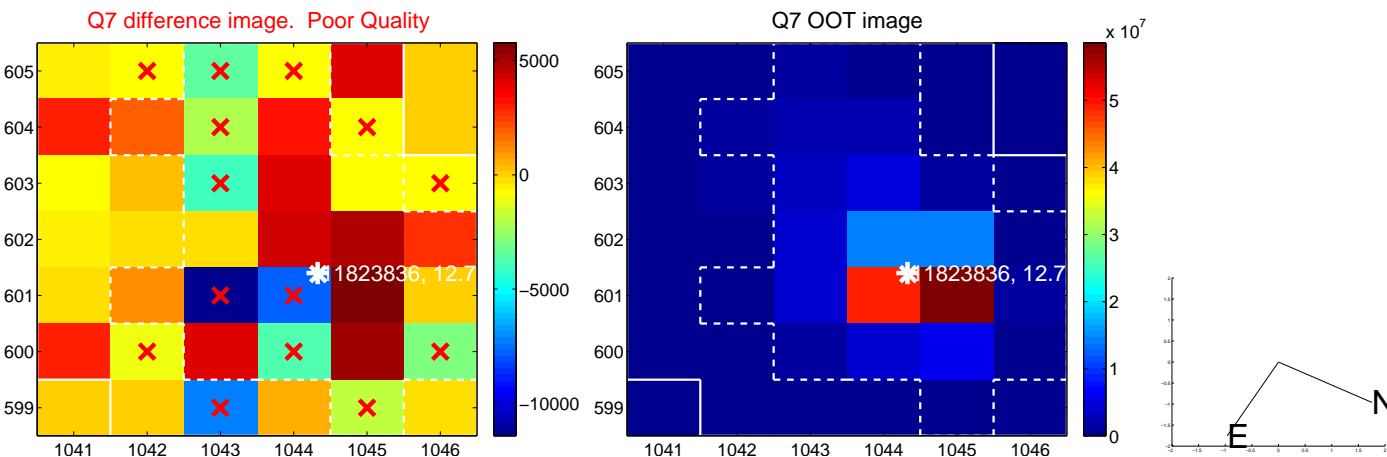
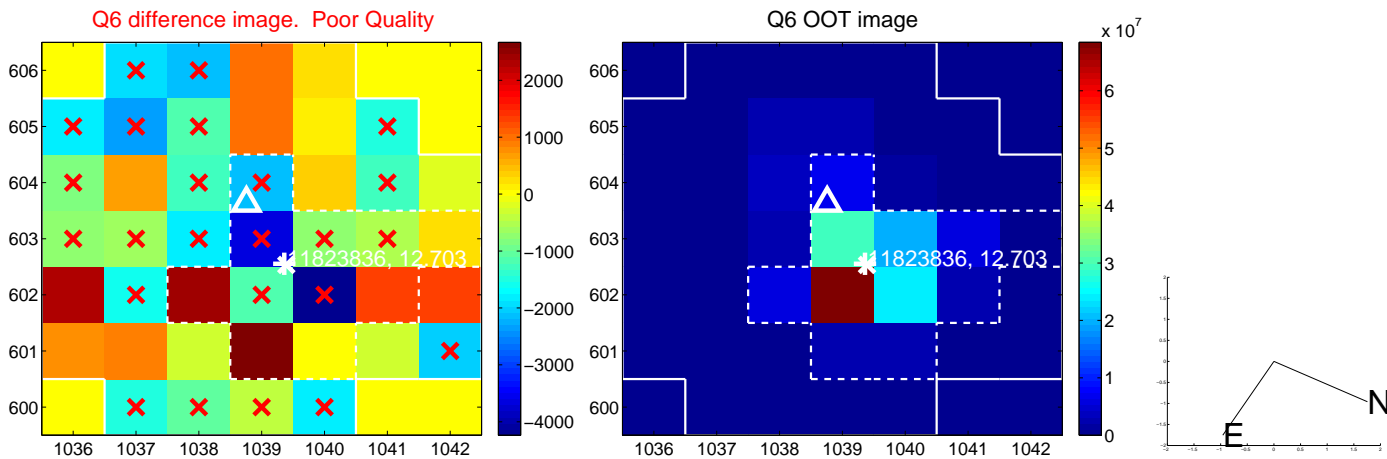
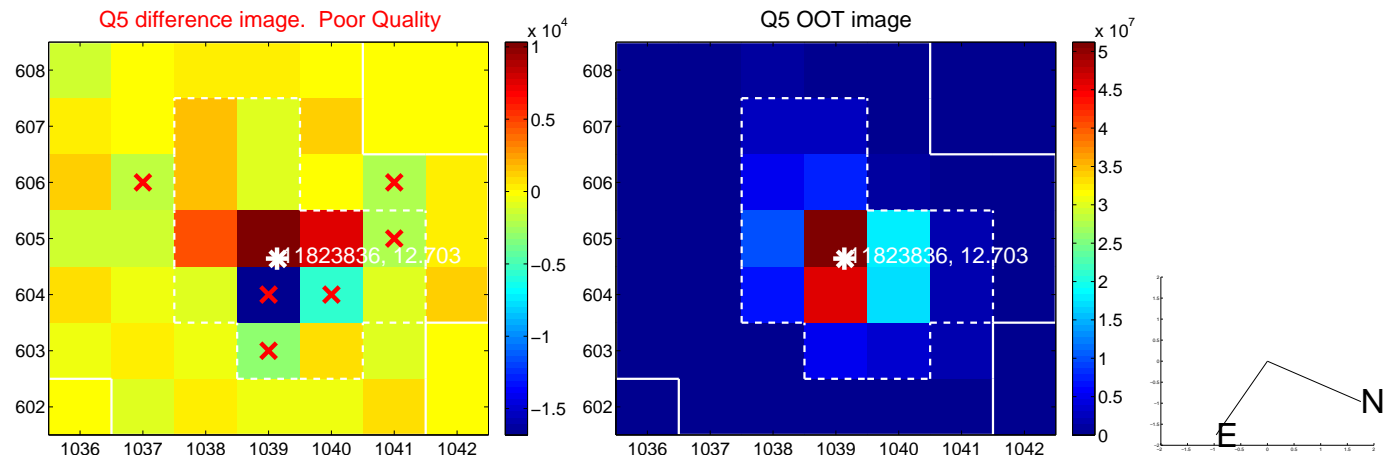


Centroid source offsets from the target star reconstructed from PRF and photometric centroids. **Sky blue crosses: good quarterly centroid offsets; Vermillion crosses: bad quarterly centroid offsets**; magenta cross: average over quarters. Length of the crosses: one- σ uncertainty. Blue circle: three- σ . Red *: target star. Blue *: Other stars. Text next to a star gives its KIC ID and kepmag. KIC IDs > 15,000,000 are from the UKIRT catalog.

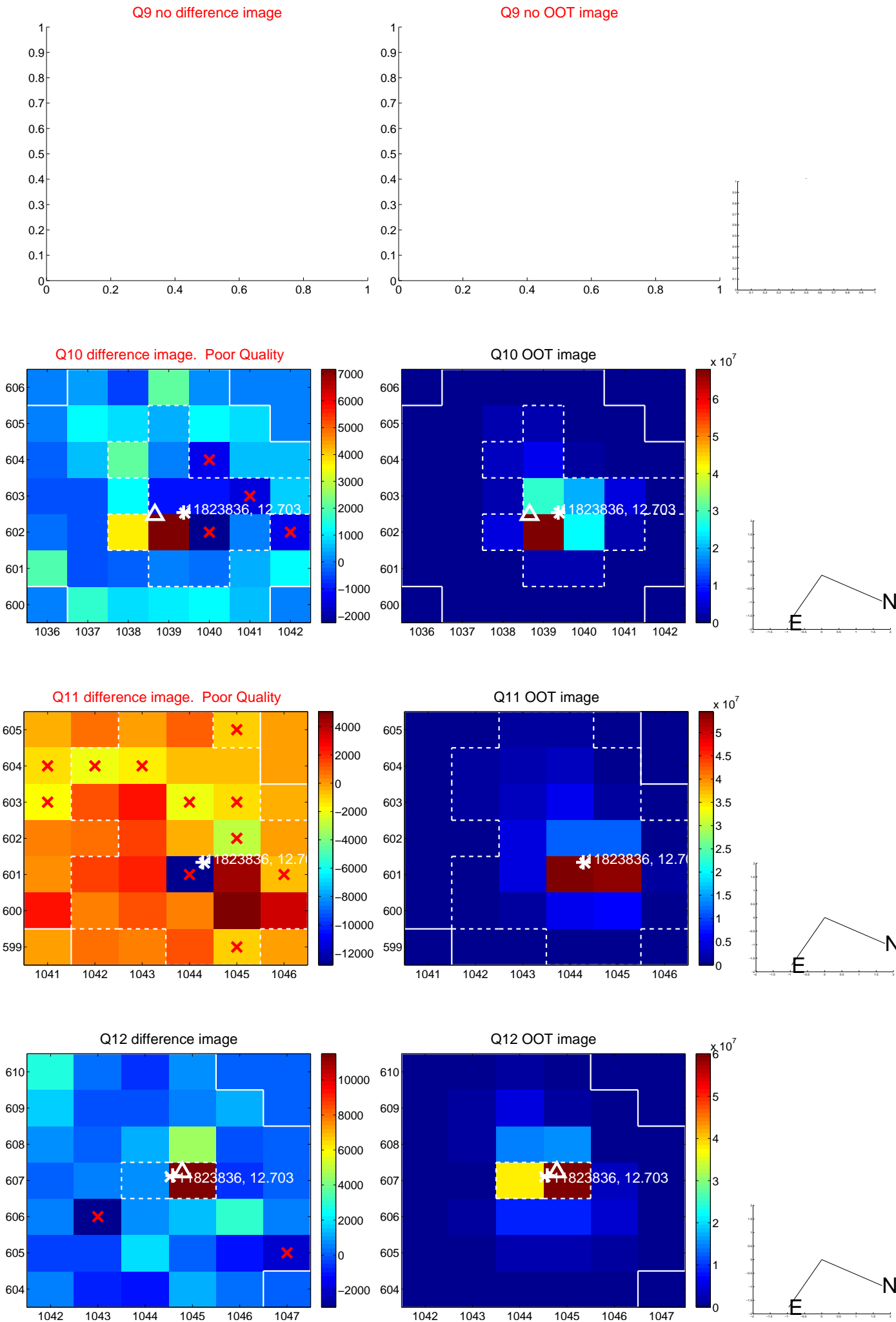
white \times : KIC target position; +: OOT centroid; \triangle : difference centroid. red \times : large negative pixel value.



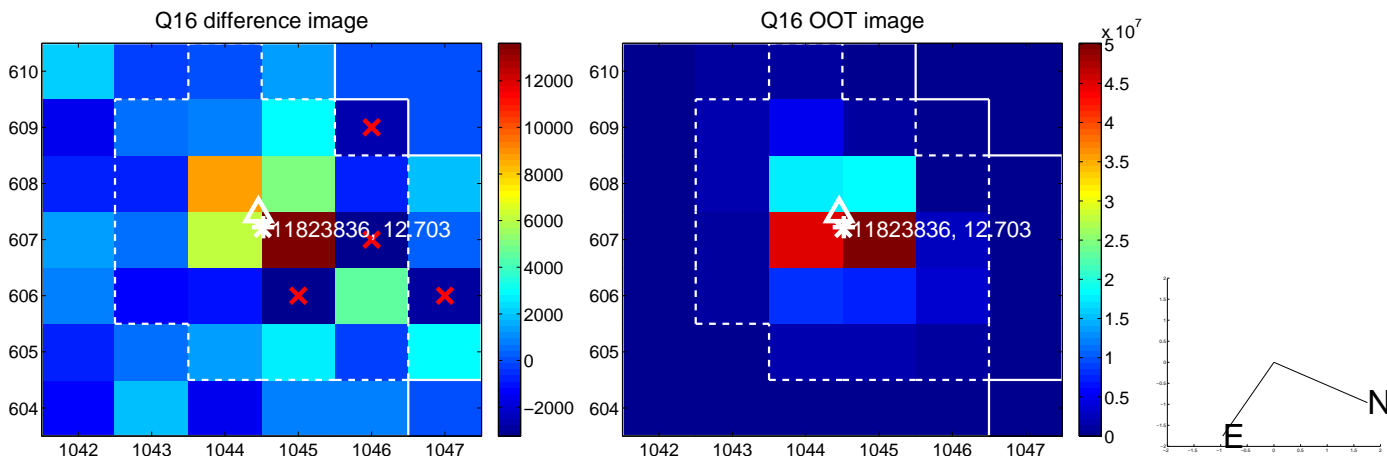
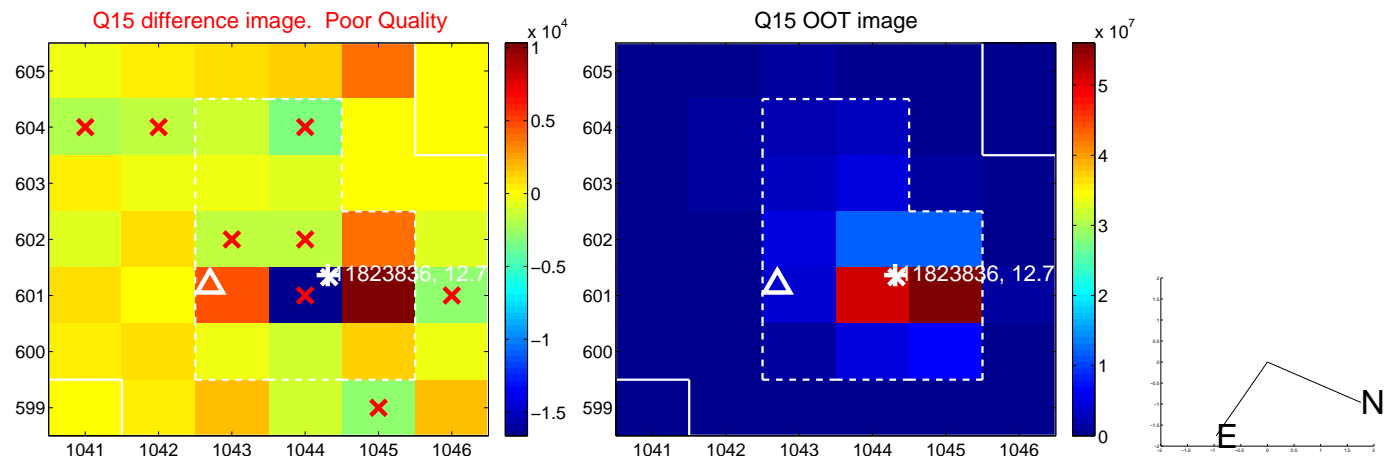
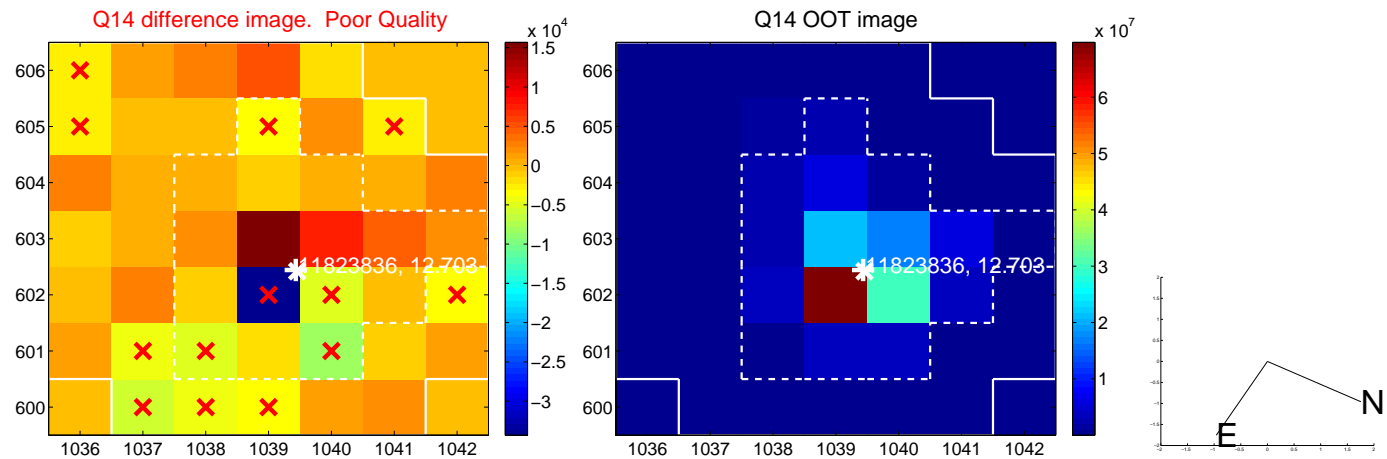
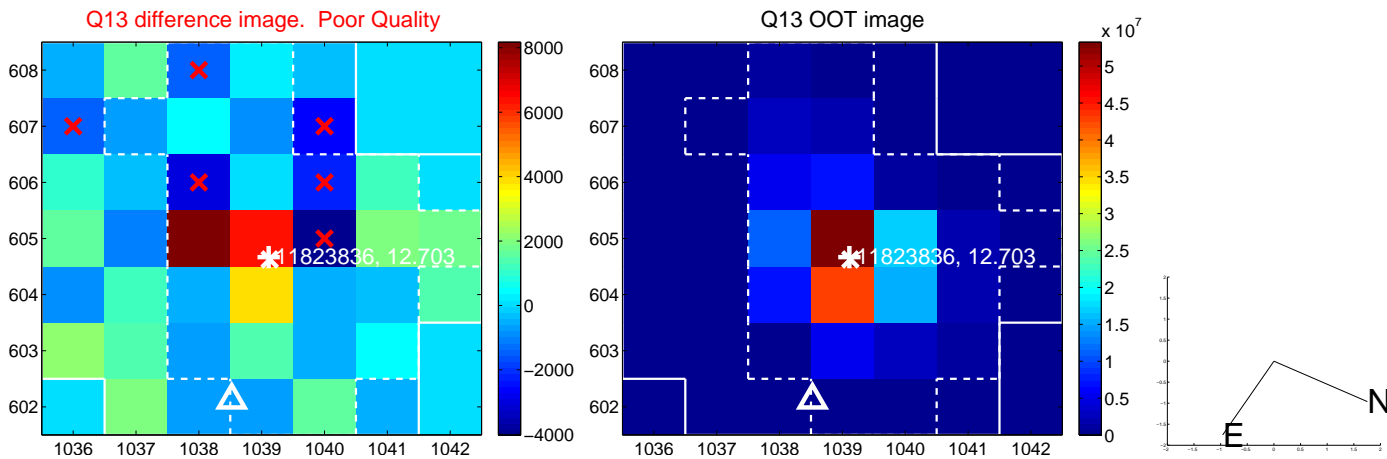
white \times : KIC target position; +: OOT centroid; \triangle : difference centroid. red \times : large negative pixel value.



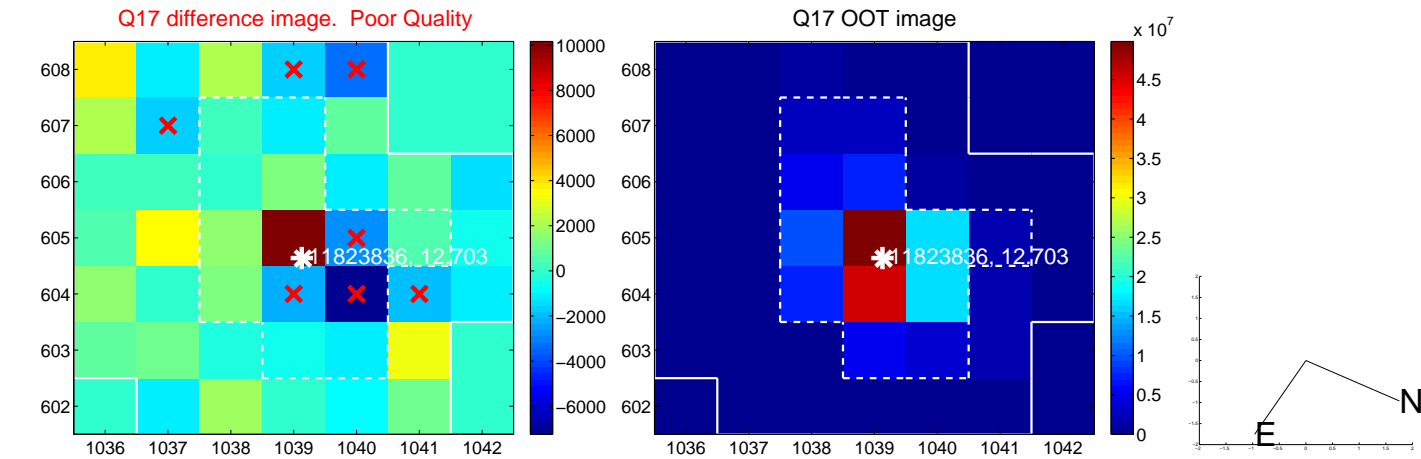
white \times : KIC target position; $+$: OOT centroid; \triangle : difference centroid. red \times : large negative pixel value.



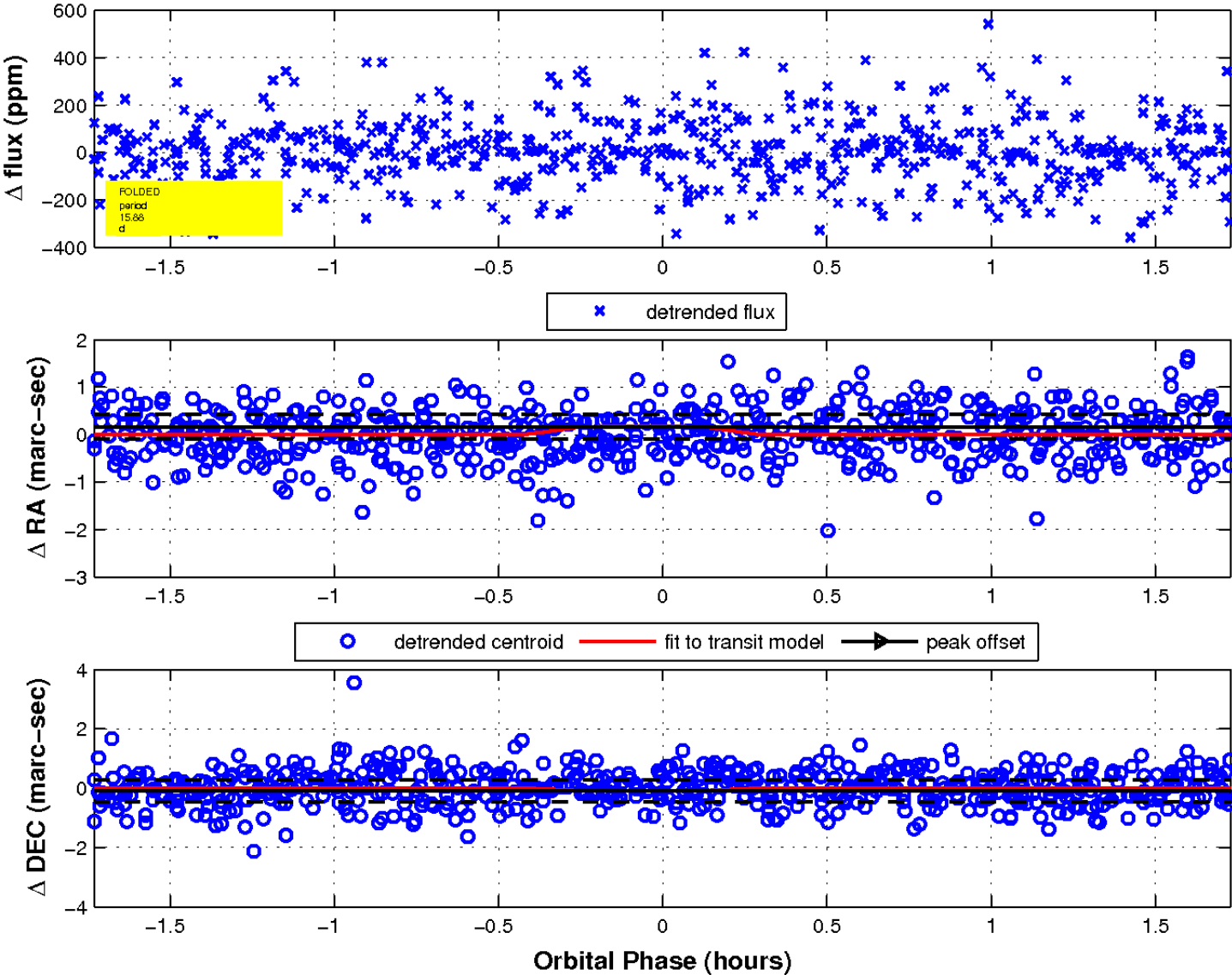
white \times : KIC target position; +: OOT centroid; \triangle : difference centroid. red \times : large negative pixel value.



white \times : KIC target position; $+$: OOT centroid; \triangle : difference centroid. red \times : large negative pixel value.

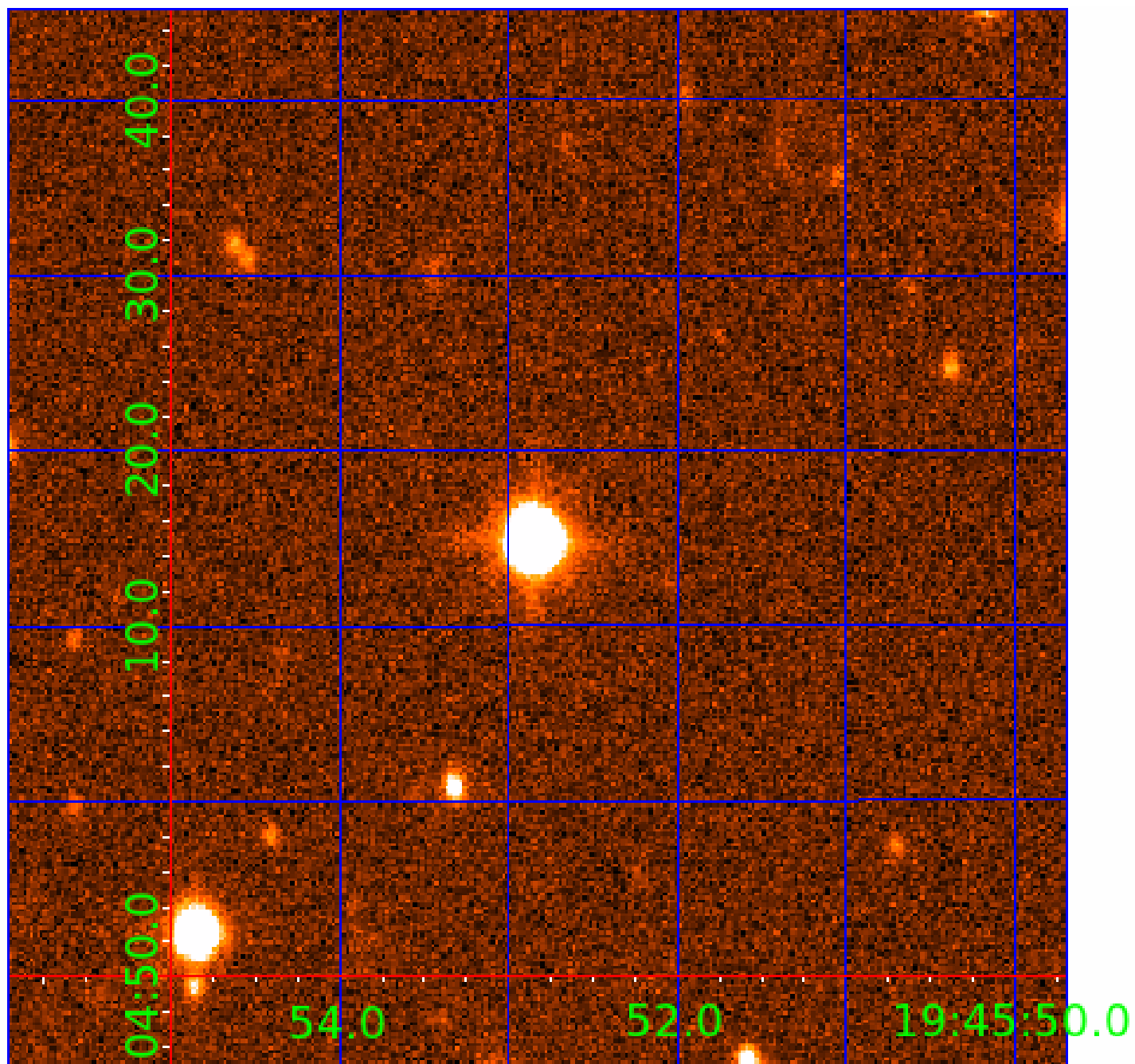


fluxWeightedCentroids, Planet 3 of 7



UKIRT Image

Declination



KIC 011823836

Q1-17 DR25 TCE Parameters

TCE	Run Type	KOI?	Period (Days)	Epoch (BKJD)	Depth (ppm)	Duration (Hours)	MES	SNR	R_{\star} (R_{\odot})	T_{\star} (K)	R_p (R_{\oplus})	S_p (S_{\oplus})
011823836-01	OBS	No	0.562252	131.989867	9.4	4.140	9.4	6.8	3.84	6977	1.27	0.00
011823836-02	OBS	No	18.264660	134.760922	214.8	1.697	11.2	13.5	3.84	6977	5.74	1115.94
011823836-03	OBS	No	15.878395	134.417445	340.2	0.578	12.5	14.5	3.84	6977	7.42	1344.98
011823836-04	OBS	No	11.333327	142.481634	246.7	1.253	12.7	16.5	3.84	6977	6.42	2108.53
011823836-05	OBS	No	8.330311	134.253320	432.5	0.589	13.8	18.8	3.84	6977	8.48	3178.64
011823836-06	OBS	No	3.099585	133.559616	56.5	1.304	12.2	7.3	3.84	6977	2.95	11877.33
011823836-07	OBS	No	11.445019	134.511939	172.8	2.076	11.2	12.7	3.84	6977	5.11	2081.14

Robovetter Results

TCE	Run Type	Disp	Score	N	S	C	E	Comments
011823836-01	OBS	FP	0.00	1	0	1	0	LPP_DV—LPP_ALT—HALO_GHOST
011823836-02	OBS	FP	0.00	1	0	0	0	INDIV_TRANS_RUBBLE—TRANS_GAPPED—LPP_DV—MOD_NONUNIQ_DV
011823836-03	OBS	FP	0.00	1	0	0	0	INDIV_TRANS_RUBBLE—TRANS_GAPPED—LPP_DV—MOD_NONUNIQ_DV
011823836-04	OBS	FP	0.00	1	0	0	0	INDIV_TRANS_RUBBLE_TRACKER—TRANS_GAPPED—LPP_DV—MOD_NONUNIQ_DV
011823836-05	OBS	FP	0.00	1	0	0	0	INDIV_TRANS_RUBBLE—TRANS_GAPPED—MOD_NONUNIQ_DV—CENT_FEW_DIFFS
011823836-06	OBS	FP	0.00	1	0	0	0	INDIV_TRANS_RUBBLE—TRANS_GAPPED—LPP_DV—MOD_NONUNIQ_DV—MOD_TER_DV—CENT_FEW_DIFFS
011823836-07	OBS	FP	0.00	1	0	0	0	INDIV_TRANS_RUBBLE—TRANS_GAPPED—LPP_DV—MOD_NONUNIQ_DV—CENT_FEW_DIFFS

Notes: OBS = Observed. INJ = Injected. INV = Inverted. SCR = Scrambled.

N = Not Transit-Like. S = Stellar Eclipse. C = Centroid Offset. E = Ephemeris Match.

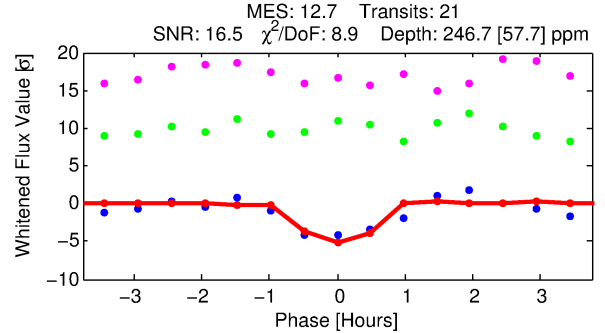
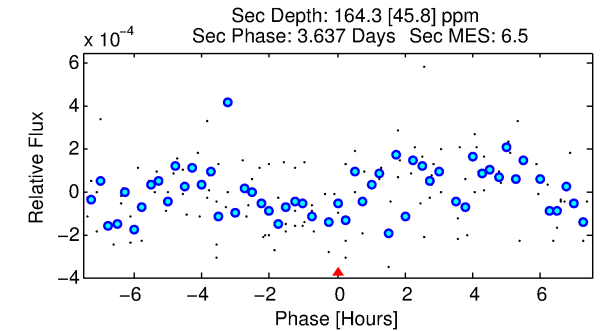
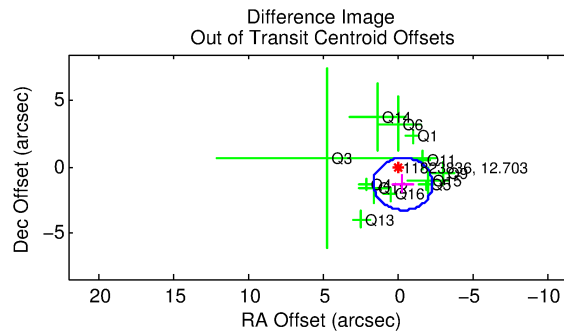
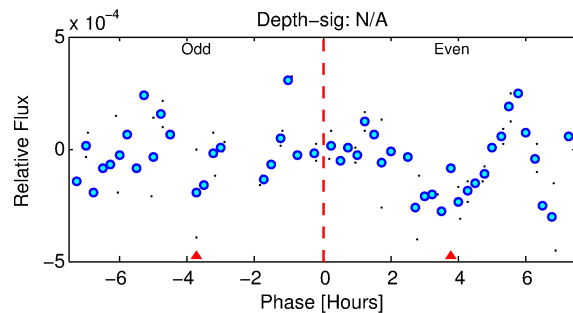
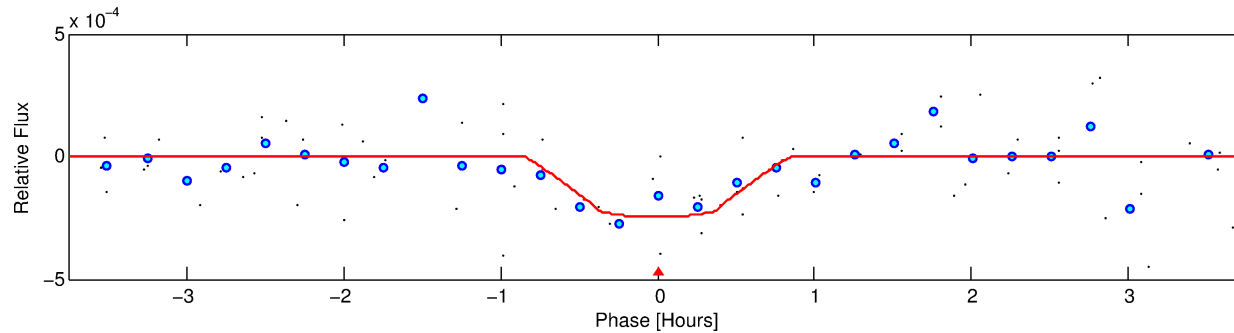
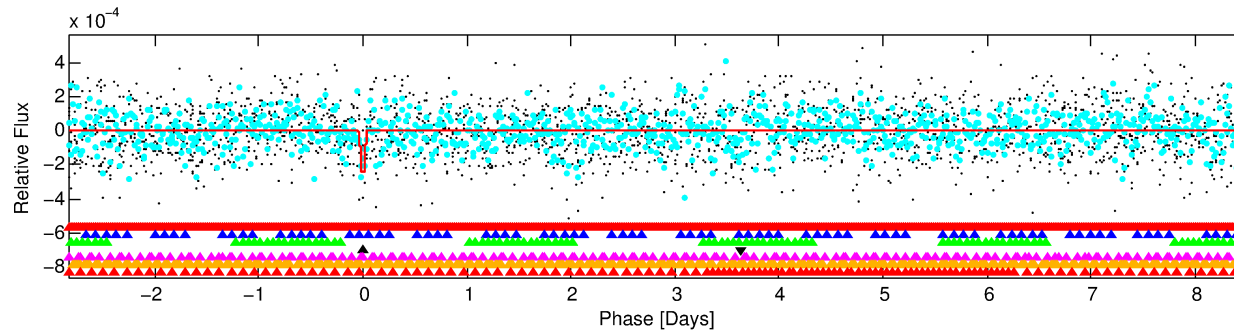
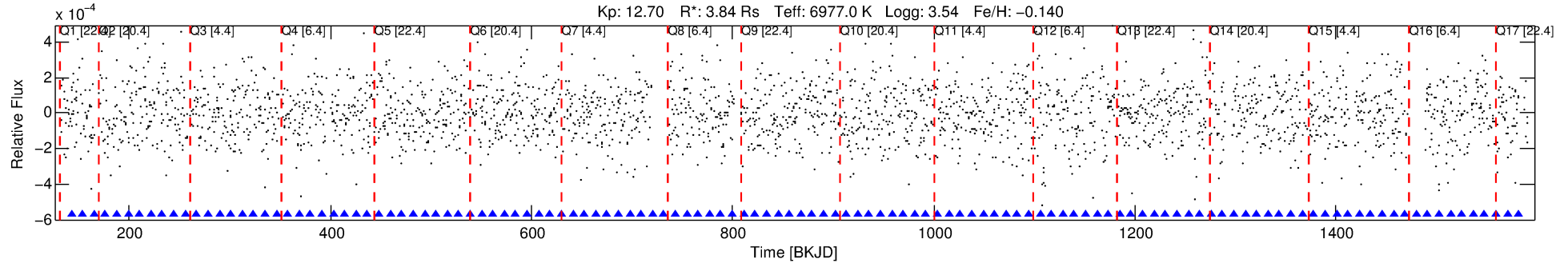
See http://exoplanetarchive.ipac.caltech.edu/docs/API_kepcandidate_columns.html#proj_disp_col for comment definitions.

Ephemeris Match Information For 011823836-04

No Significant Match Found

DV One-Page Summary

KIC: 11823836 Candidate: 4 of 7 Period: 11.333 d



DV Fit Results:

Period = 11.33333 [0.00012] d
Epoch = 142.4816 [0.0098] BKJD
Rp/R* = 0.0153 [0.0231]
a/R* = 53.87 [477.12]
b = 0.65 [7.77]
Seff = 2108.53 [1161.84]
Teq = 1728 [238] K
Rp = 6.42 [9.96] Re
a = 0.1218 [0.0420] AU
Ag = 32.53 [99.87] [0.32σ]
Teffp = 6380 [4827] K [0.96σ]

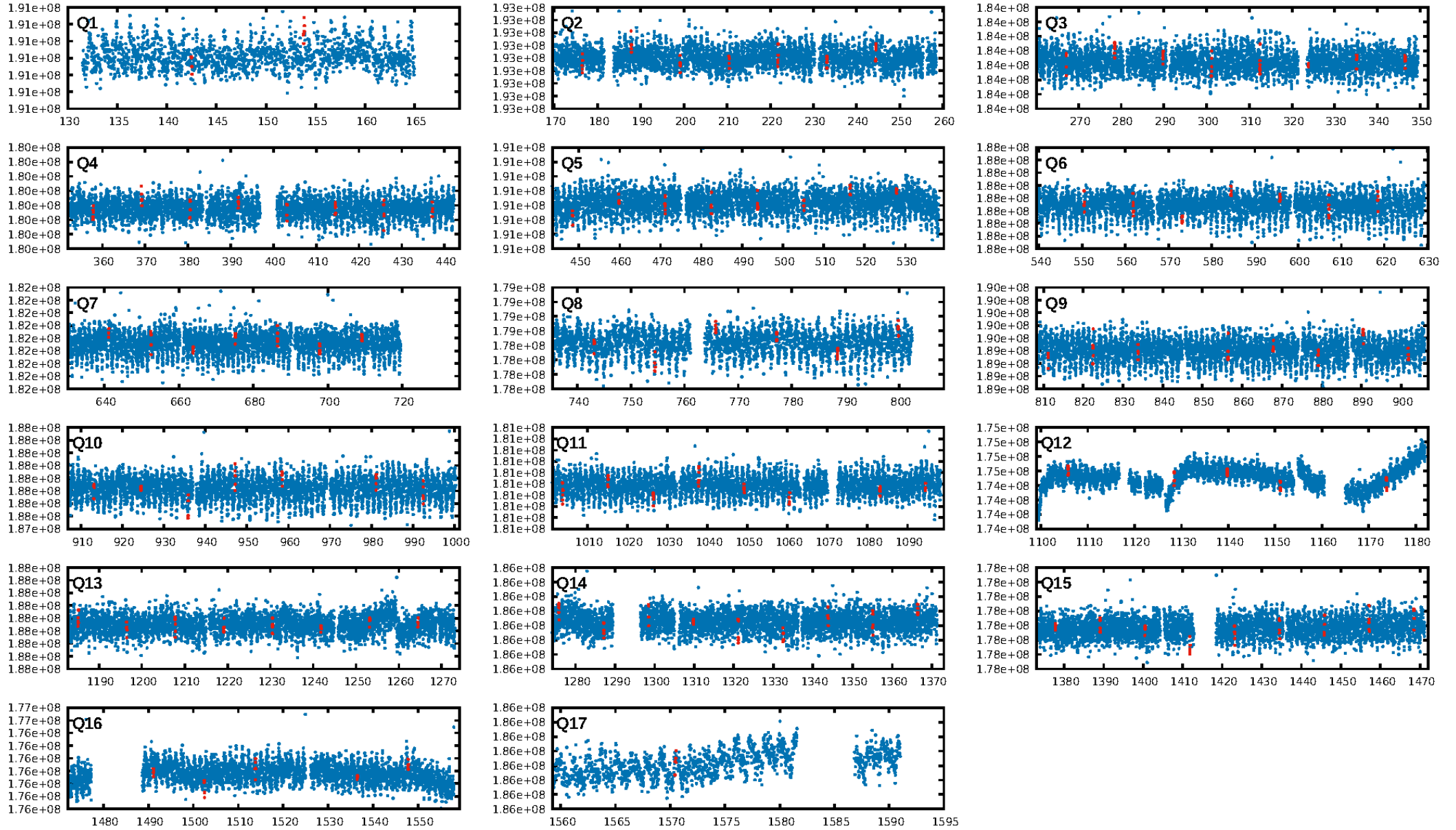
DV Diagnostic Results:

ShortPeriod-sig: 100.0% [52.05σ]
LongPeriod-sig: 73.1% [1.11σ]
ModelChiSquare2-sig: 0.0%
ModelChiSquareGof-sig: 0.9%
Bootstrap-pfa: 2.45e-12
RollingBand-fgt: 1.00 [20/20]
GhostDiagnostic-chr: -3.687
Centroid-sig: 0.0%
Centroid-so: 1.486 arcsec [3.68σ]
OotOffset-rm: 1.357 arcsec [2.06σ]
KicOffset-rm: 1.466 arcsec [2.22σ]
OotOffset-st: 2/3/3/4 [12]
KicOffset-st: 2/3/3/4 [12]
DiffImageQuality-fgm: 0.33 [4/12]
DiffImageOverlap-fno: 0.00 [0/17]

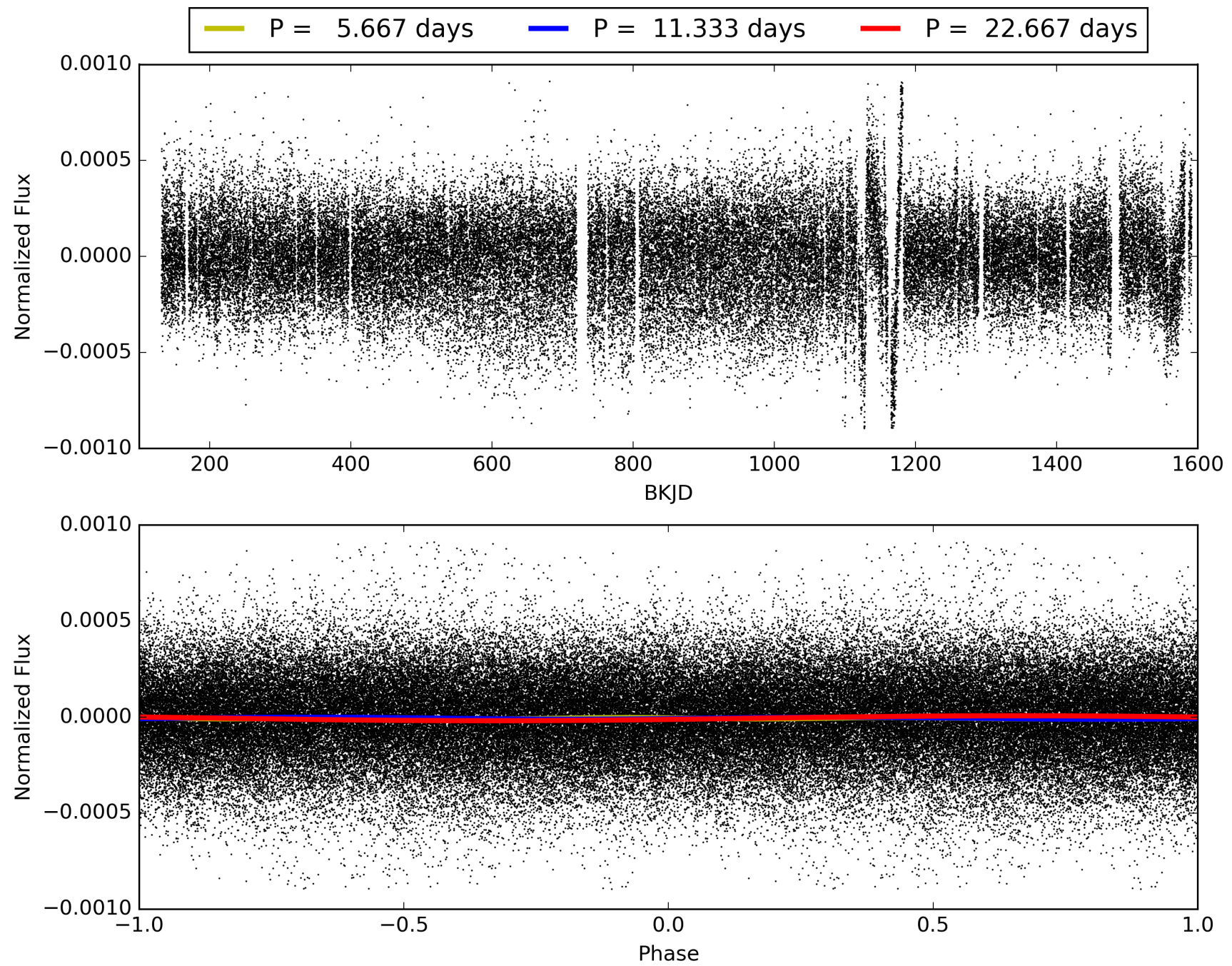
Software Revision: svn+ssh://murzim/repo/soc/tags/release/9.3.42@60958 -- Date Generated: 30-Jan-2016 04:55:29 Z

This Data Validation Report Summary was produced in the Kepler Science Operations Center Pipeline at NASA Ames Research Center

TCE 011823836-04, PDC Light Curves

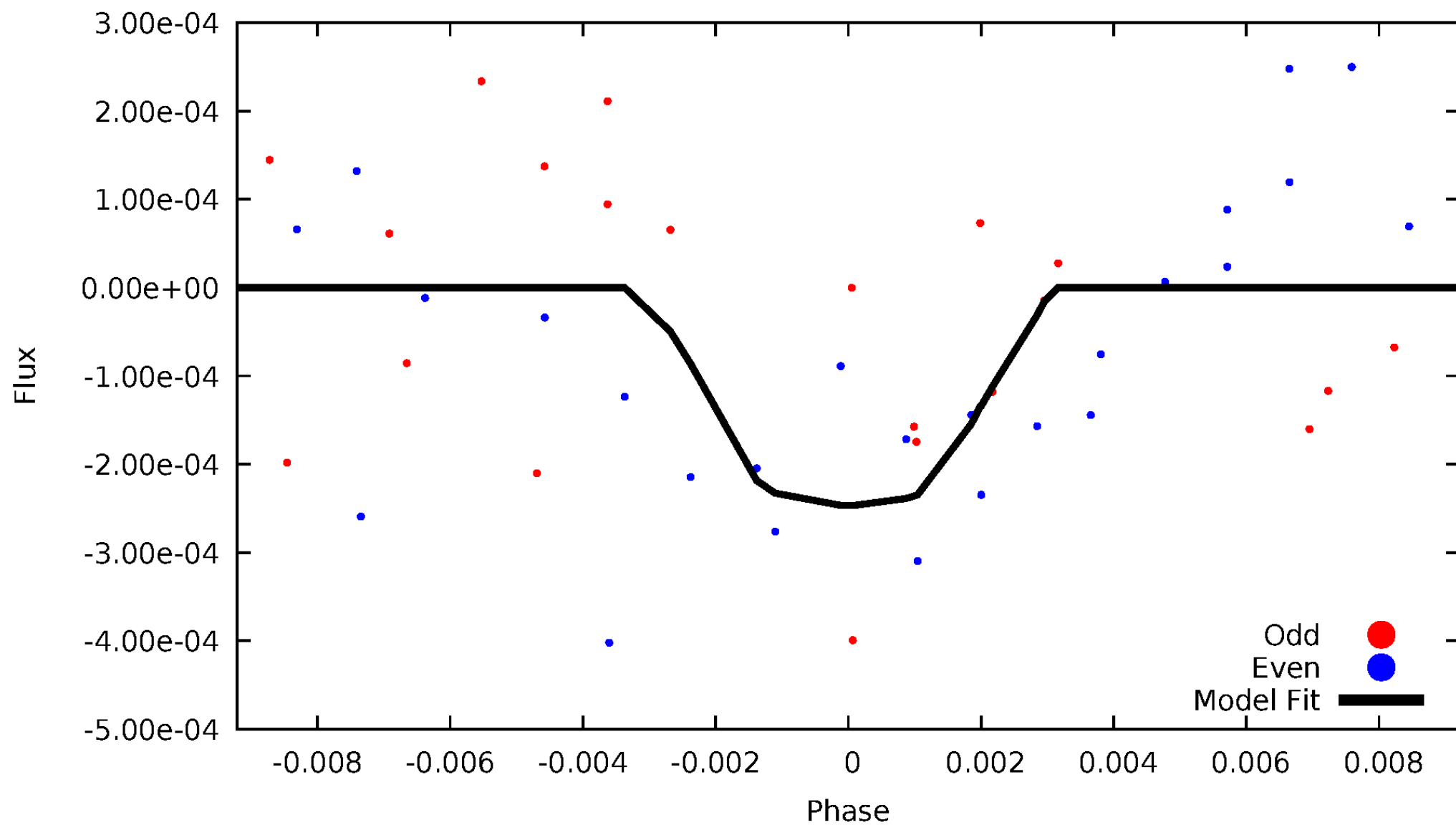


TCE 011823836-04



DV Odd/Even

TCE 011823836-04

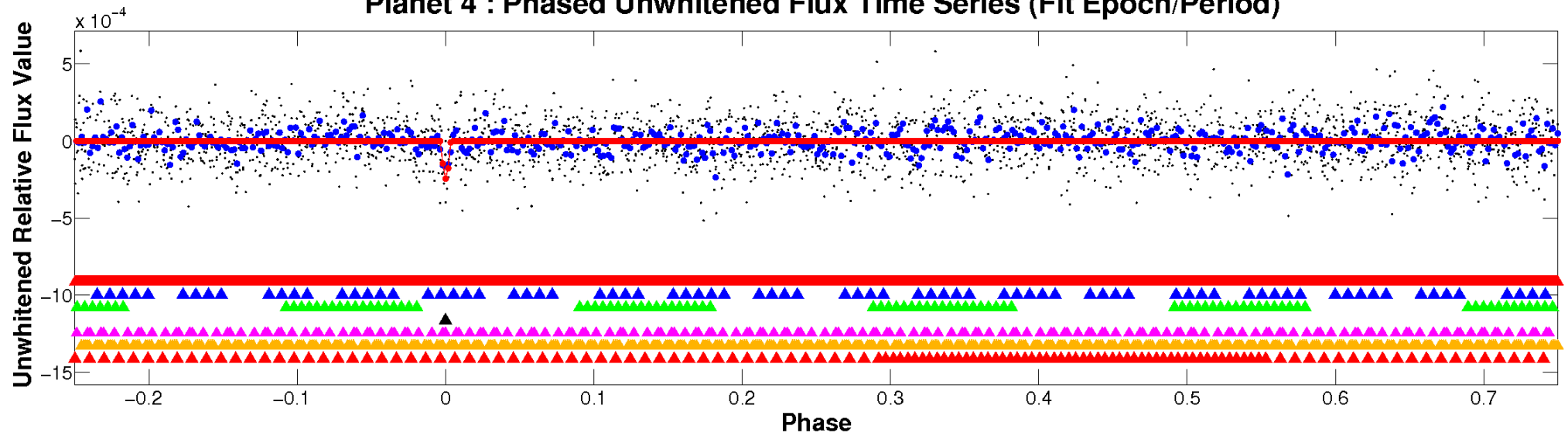


ALT Odd/Even

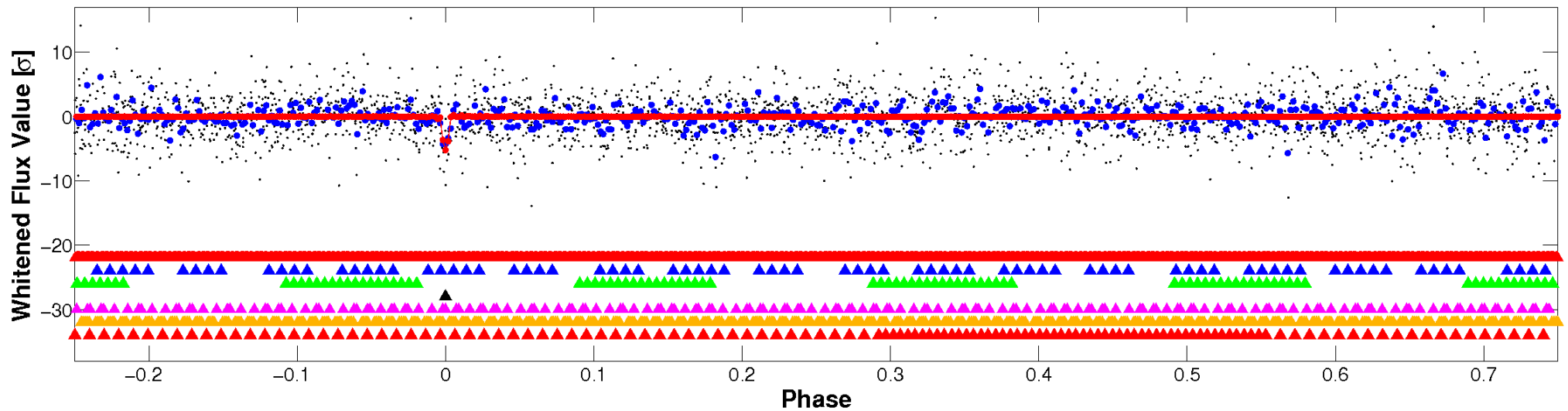
This plot does not exist for this TCE.

Non-Whitened Vs. Whitened Light Curve

Planet 4 : Phased Unwhitened Flux Time Series (Fit Epoch/Period)

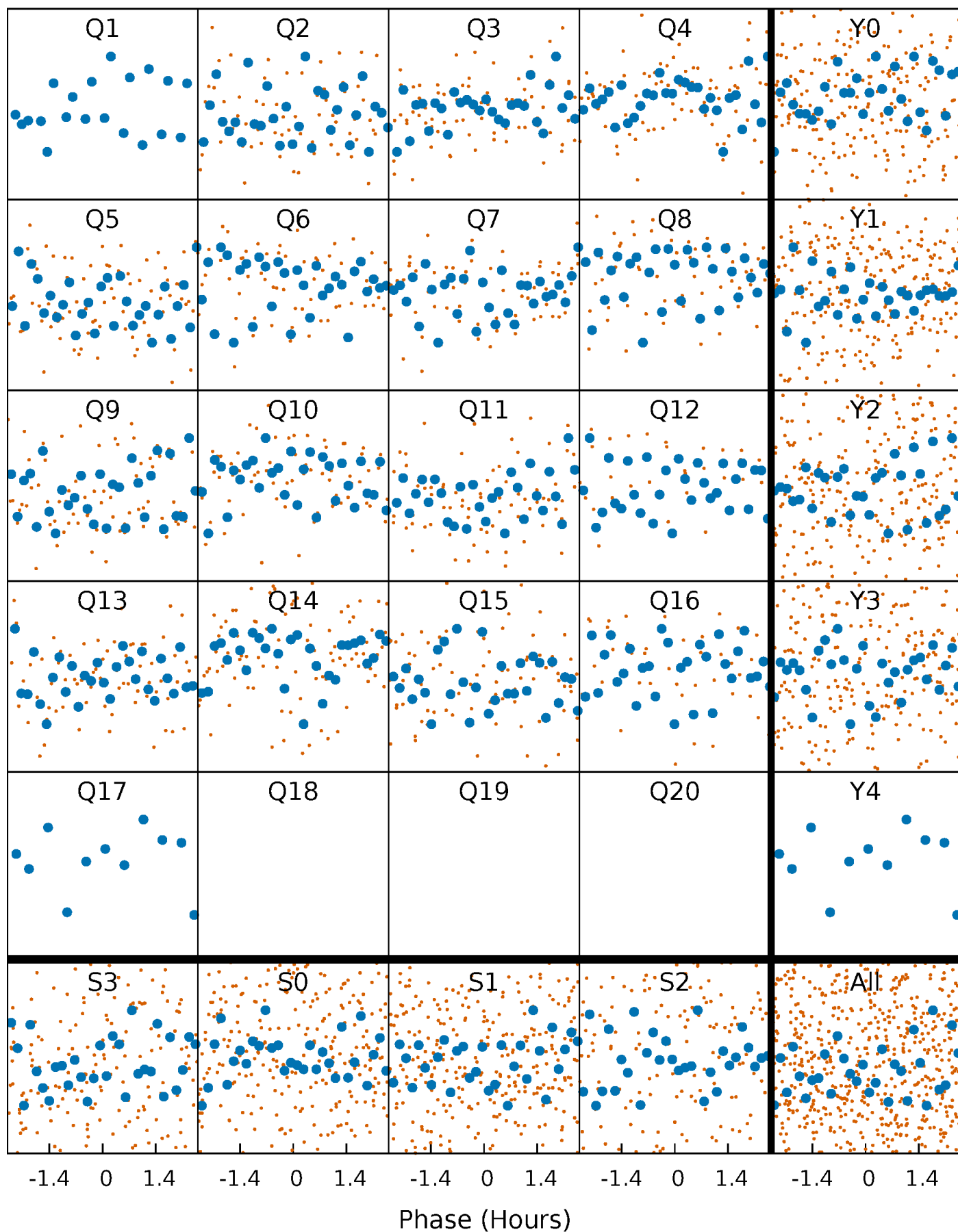


Planet 4 : Phased Whitened Flux Time Series (Fit Epoch/Period)



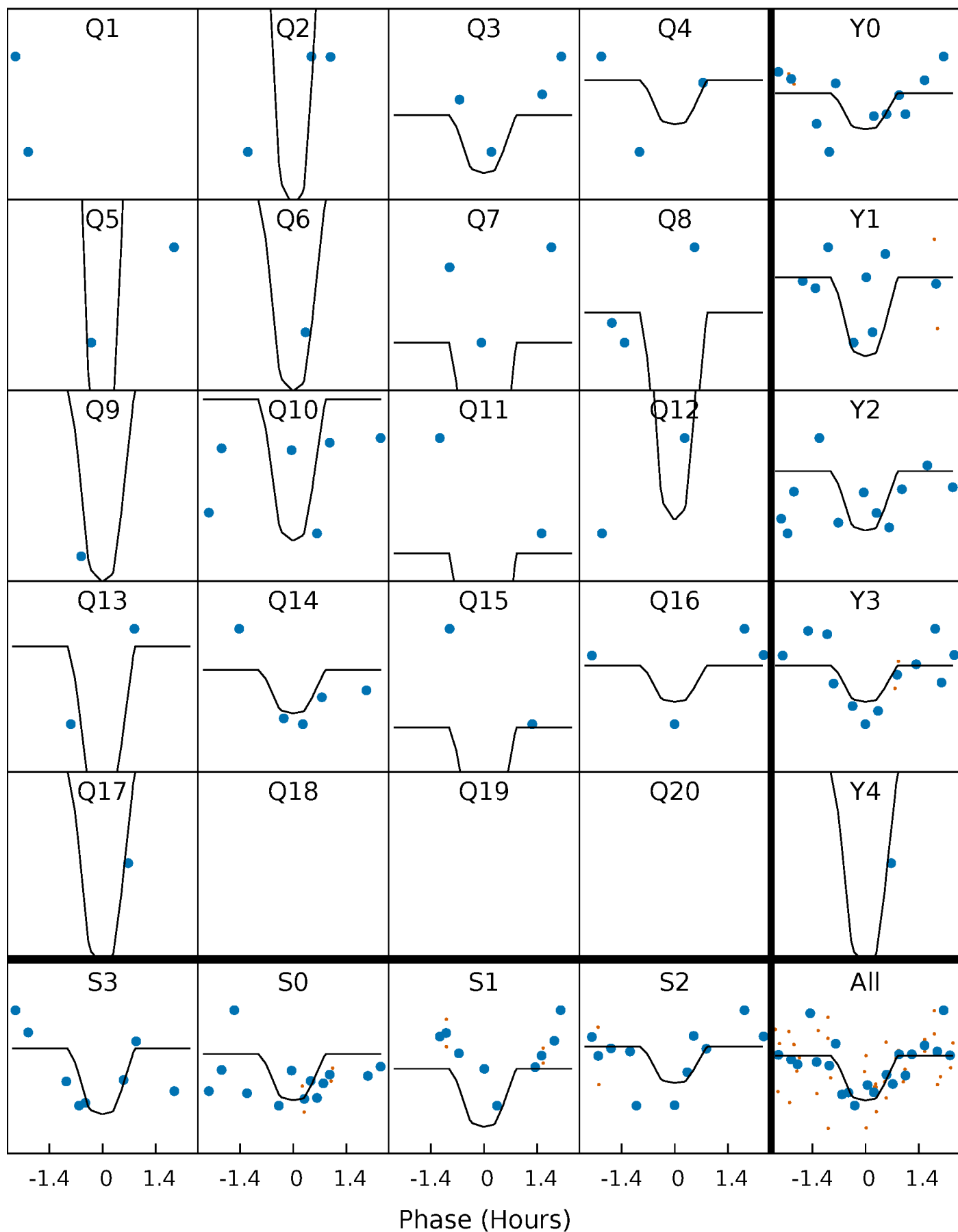
PDC Quarter-Phased Transit Curves

TCE 011823836-04 P= 11.333327 Days $T_0=142.481634$ (BKJD)



DV Quarter-Phased Transit Curves

TCE 011823836-04 P= 11.333327 Days $T_0=142.481634$ (BKJD)

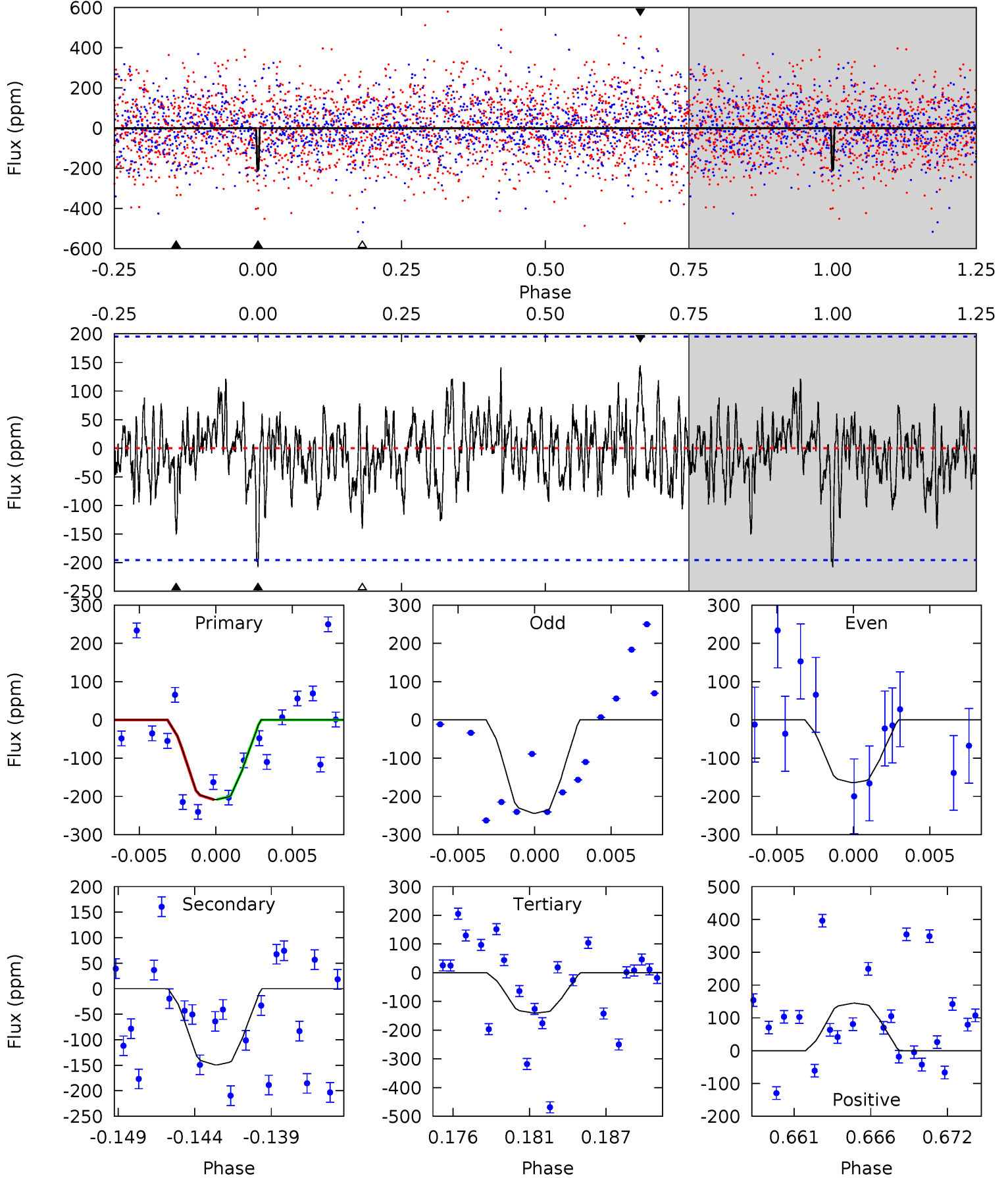


This plot does not exist for this TCE.

DV Model-Shift Uniqueness Test

011823836-04, P = 11.333327 Days, E = 131.148307 Days

Pri	Sec	Ter	Pos	FA ₁	FA ₂	F _{Red}	Pri-Ter	Pri-Pos	Sec-Ter	Sec-Pos	Odd-Evn	DMM	Shape	TAT
5.48	3.93	3.69	3.81	5.15	2.79	1.24	1.78	1.67	0.24	0.12	1.09	1.00	0.41	0.01



Alt Model-Shift Uniqueness Test

This plot does not exist for this TCE.

Stellar Parameters For KIC 011823836

	$T_{\text{eff}}(K)$	$\log(g)$	[Fe/H]	$R (R_{\odot})$	$M(M_{\odot})$	$p_{\star} (\text{g}\cdot\text{cm}^{-3})$
	6977^{+188}_{-229}	$3.543^{+0.308}_{-0.082}$	$-0.140^{+0.300}_{-0.250}$	$3.840^{+0.255}_{-1.444}$	$1.878^{+0.208}_{-0.337}$	$0.047^{+0.111}_{-0.009}$
	+3%/-3%	+9%/-2%	+214%/-179%	+7%/-38%	+11%/-18%	+237%/-19%
Source	PHO1	FLK73	KIC0	DSEP		

KIC = Kepler Input Catalog; PHO = Photometry; SPE = Spectroscopy; AST = Asteroseismology
 TRA = Transits; DESP = Dartmouth Models; MULT = Multiple Models

Secondary Eclipse Parameters for KIC 011823836-04 / KOI

Detrend	Depth (ppm)	$R_p (R_{\oplus})$	$T_{max} (K)$	$T_{obs} (K)$	A_{obs}
DV	-149 ± 38	$9.44^{+8.30}_{-5.98}$	2374^{+120}_{-196}	4934^{+3483}_{-1057}	13^{+82}_{-10}
Alt.	N/A	N/A	N/A	N/A	N/A

T_{max} = Theoretical Maximum Planetary Temperature

T_{obs} = Observed Planetary Temperature (Assuming $A=0.3$)

A_{obs} = Observed Albedo (Assuming $T=0$)

If a secondary eclipse is present, the system is likely an EB if $T_{obs} \gg T_{max}$ AND $A_{obs} \gg 1.0$

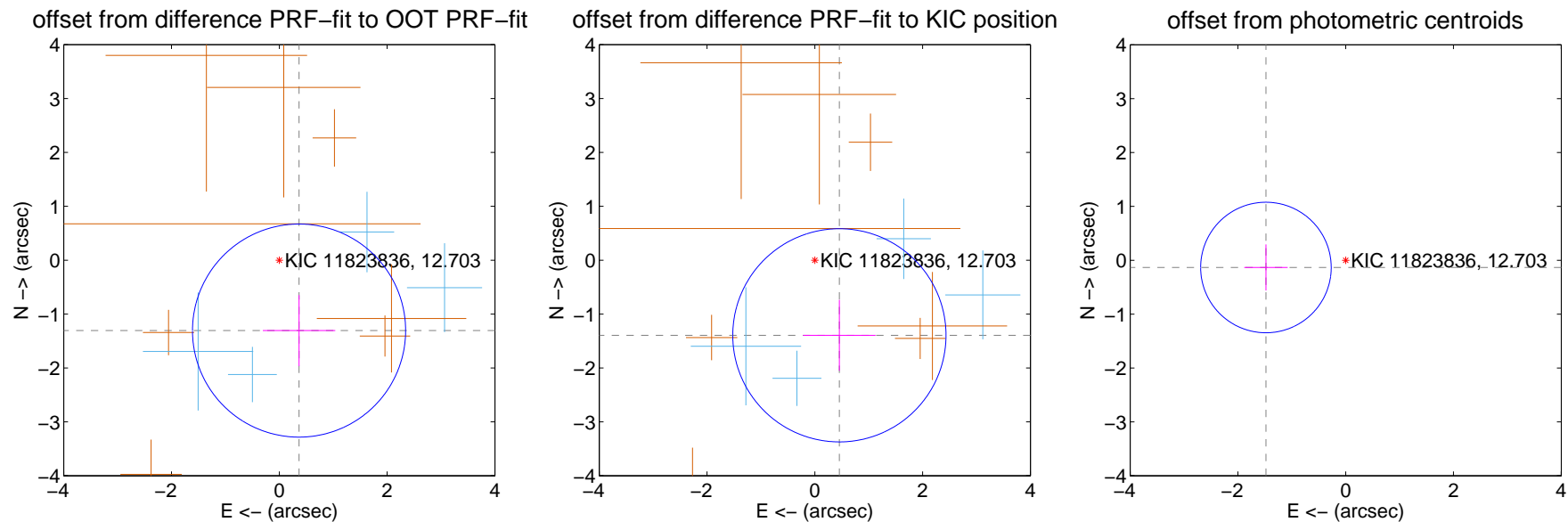
DV Centroid Data

Supplemental centroid analysis for 011823836-04. Kepler magnitude: 12.70. Transit SNR 16.47

There are 4 quarters with good PRF difference image offsets

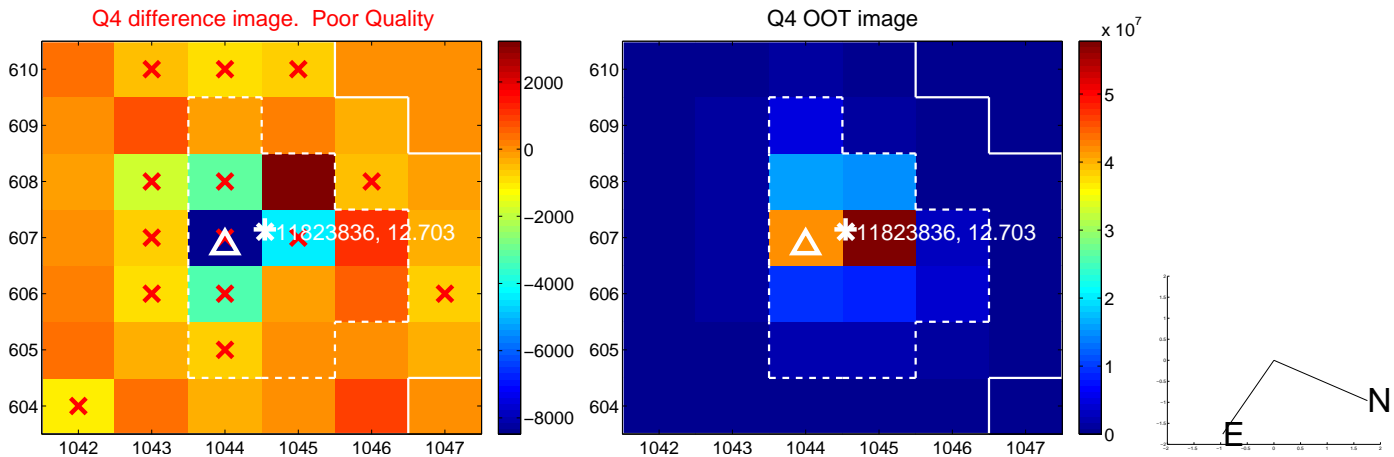
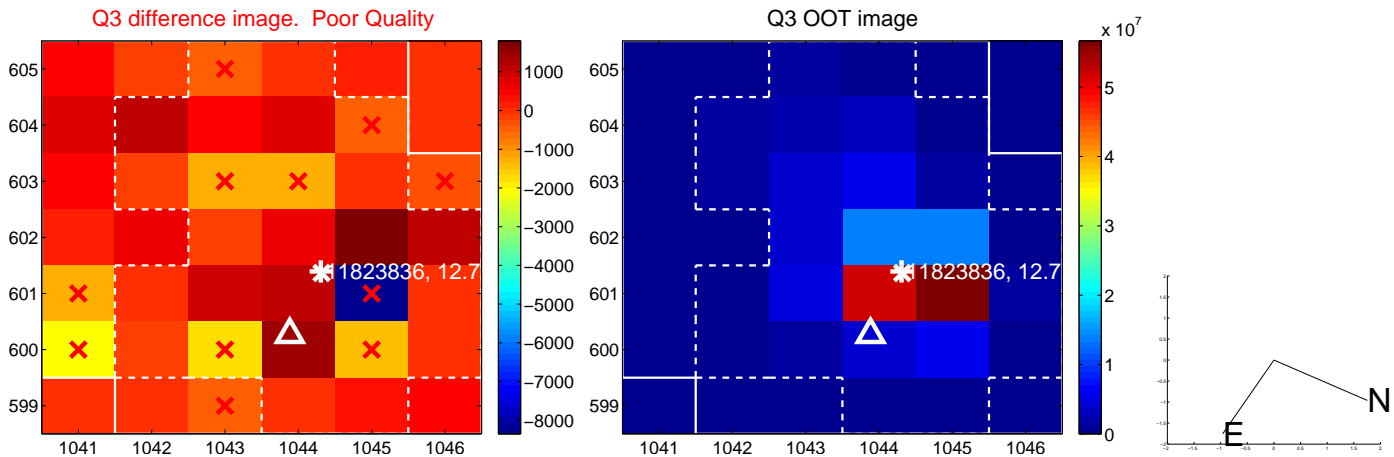
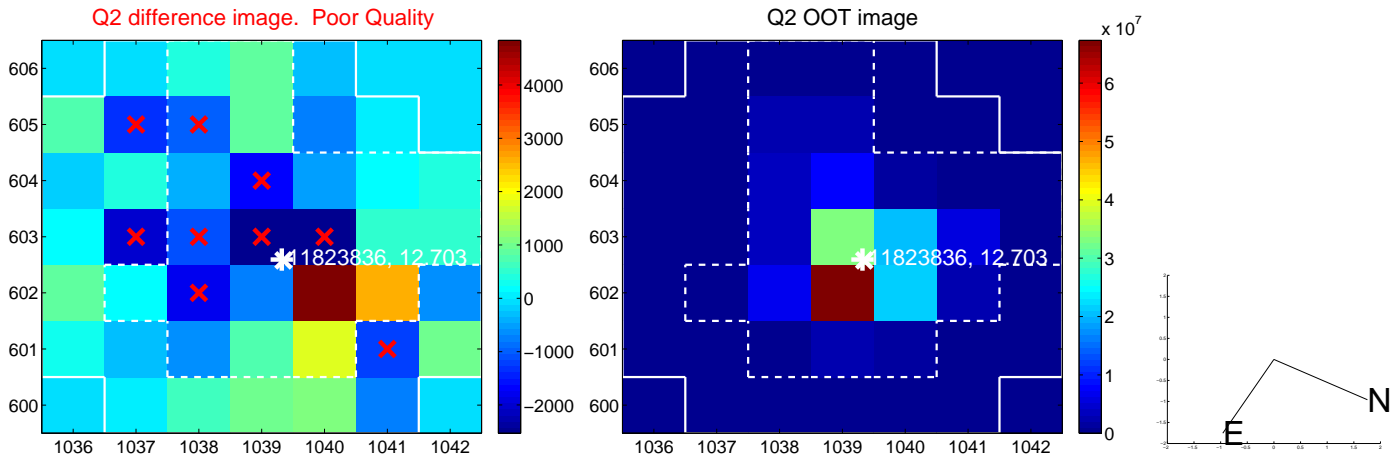
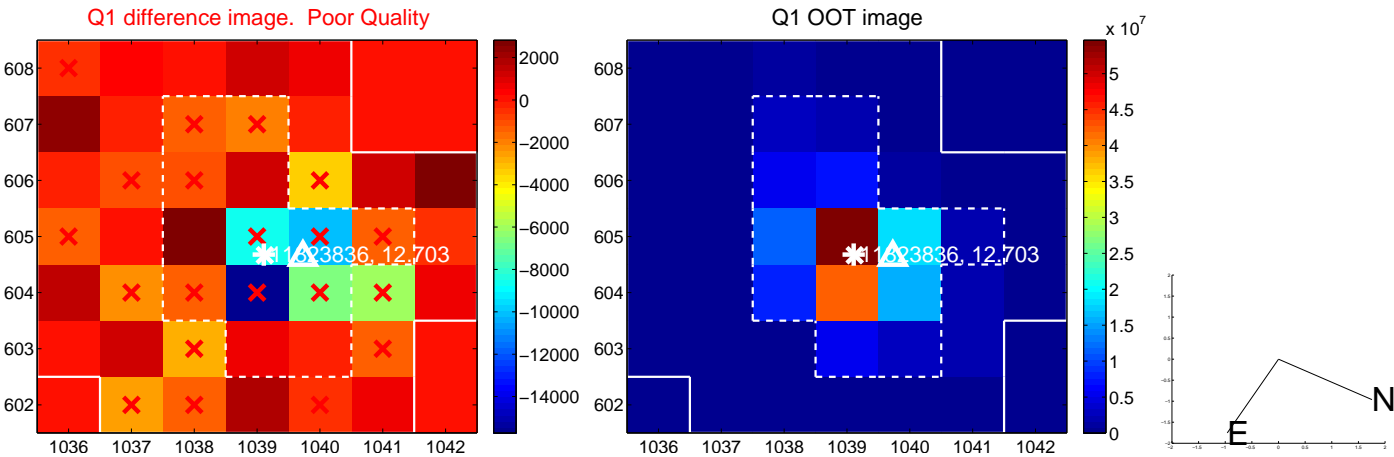
The direct PRF centroid is offset from the target star catalog position by about 0.18 arcsec

	Distance in arcsec	Distance / σ	Δ RA	Δ Dec
PRF-fit source offset from OOT	1.357 ± 0.659	2.06	-0.366 ± 0.672	-1.306 ± 0.658
PRF-fit source offset from KIC position	1.466 ± 0.659	2.22	-0.456 ± 0.672	-1.394 ± 0.658
photometric centroid source offset	1.49 ± 0.40	3.68	1.48 ± 0.40	-0.13 ± 0.43

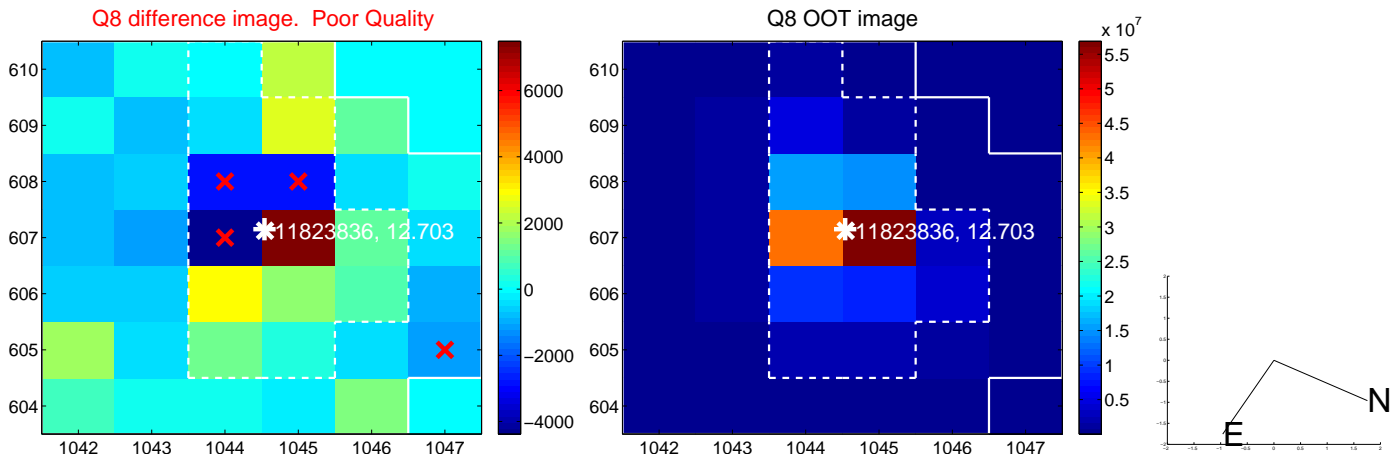
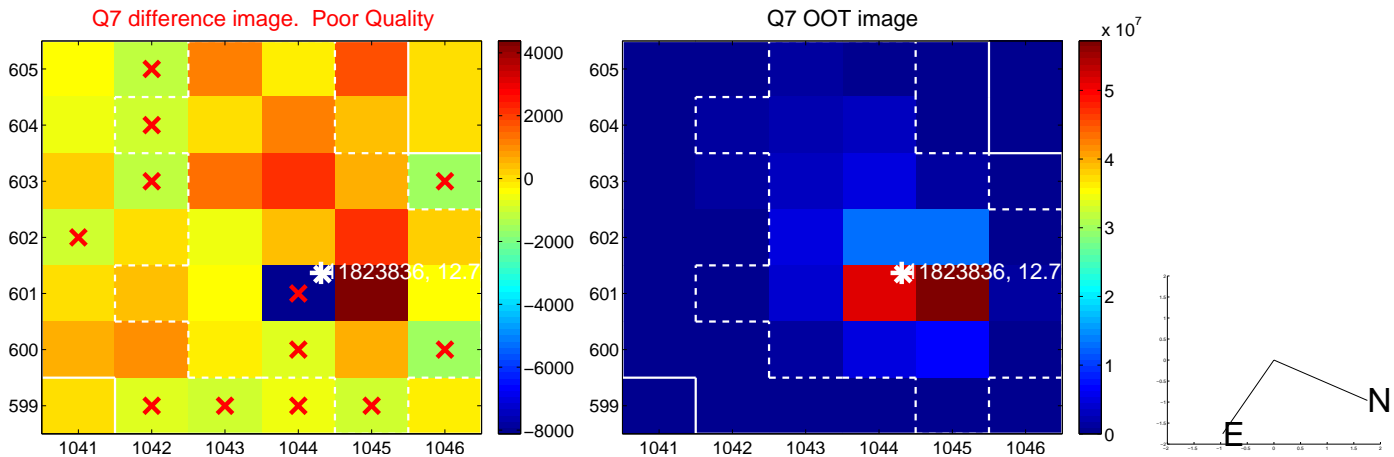
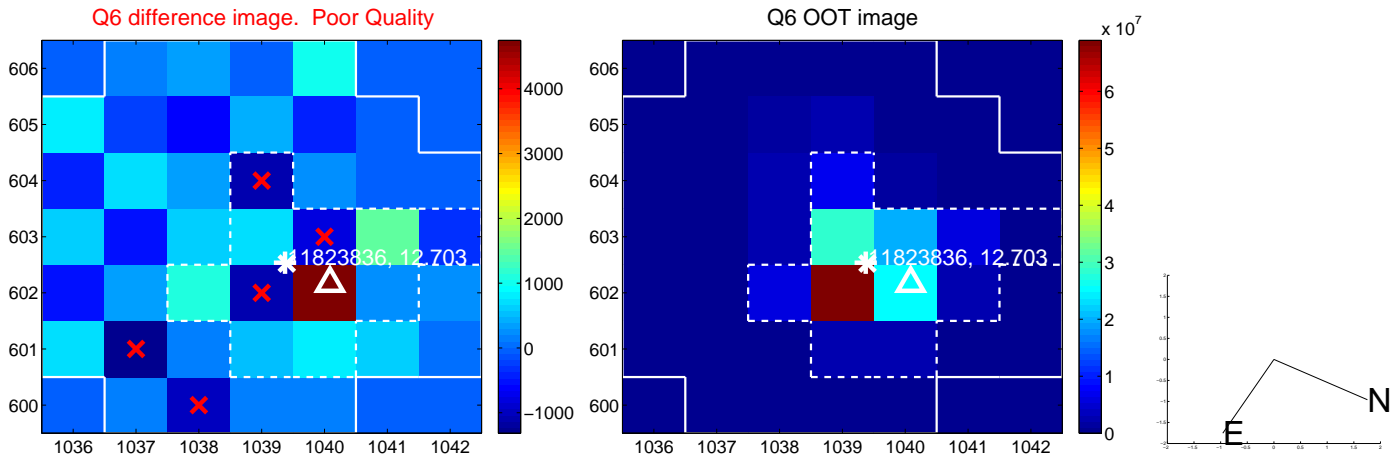
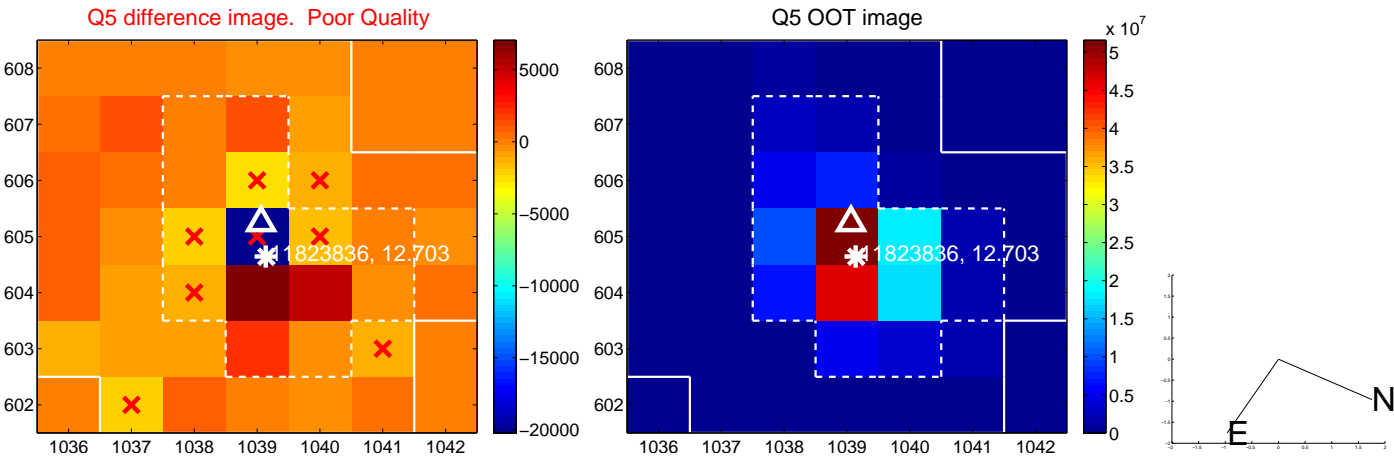


Centroid source offsets from the target star reconstructed from PRF and photometric centroids. **Sky blue crosses: good quarterly centroid offsets; Vermillion crosses: bad quarterly centroid offsets**; magenta cross: average over quarters. Length of the crosses: one- σ uncertainty. Blue circle: three- σ . Red *: target star. Blue *: Other stars. Text next to a star gives its KIC ID and kepmag. KIC IDs > 15,000,000 are from the UKIRT catalog.

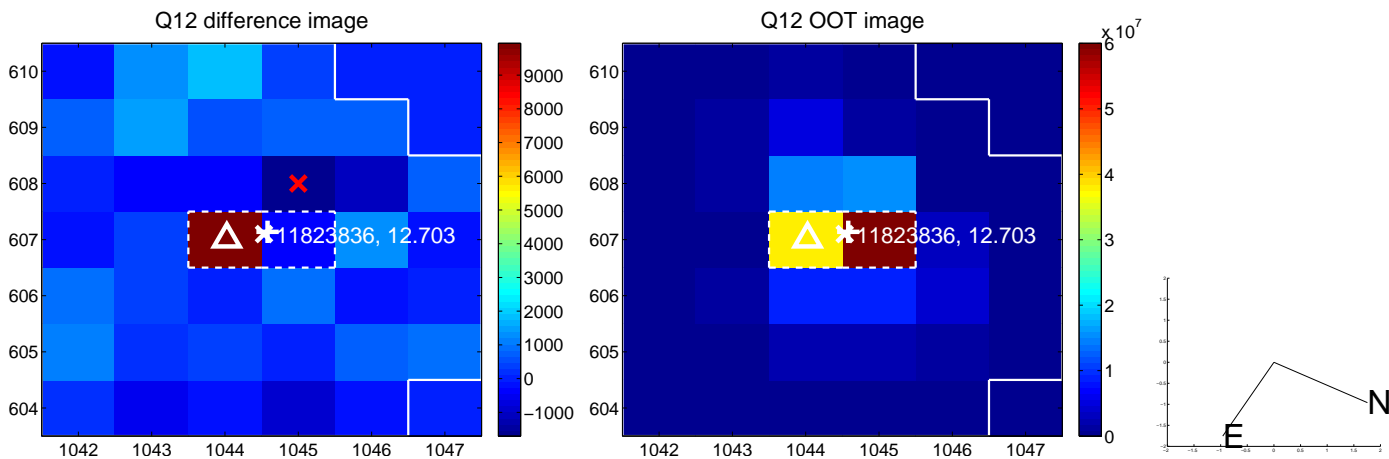
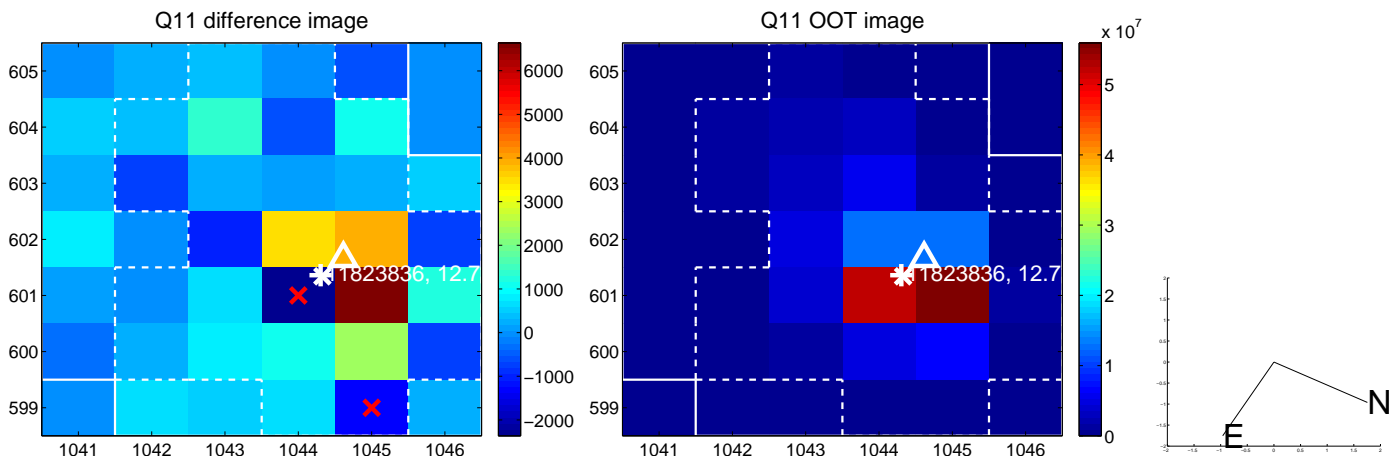
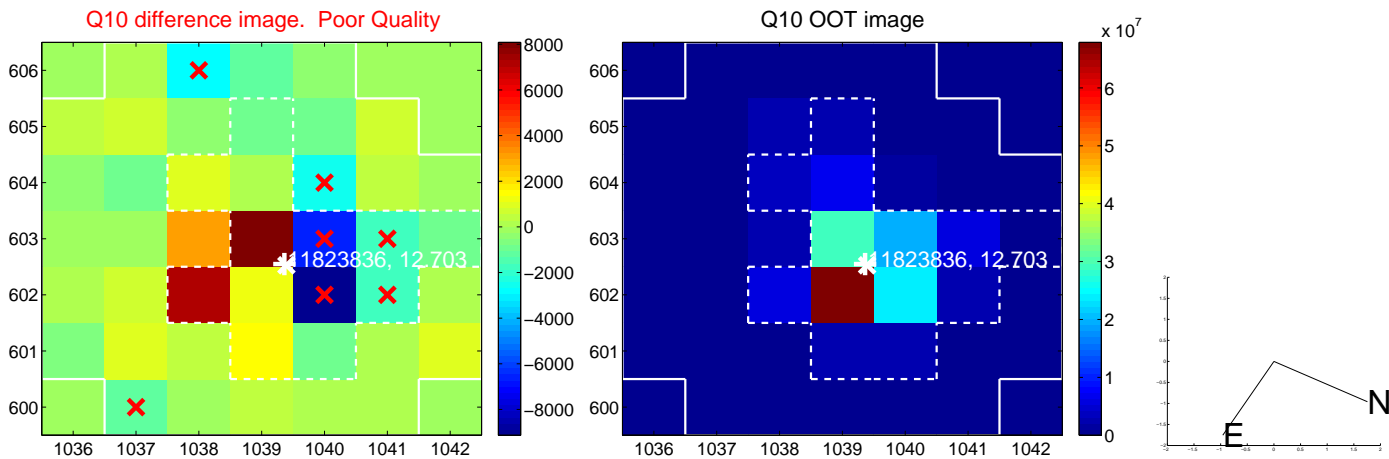
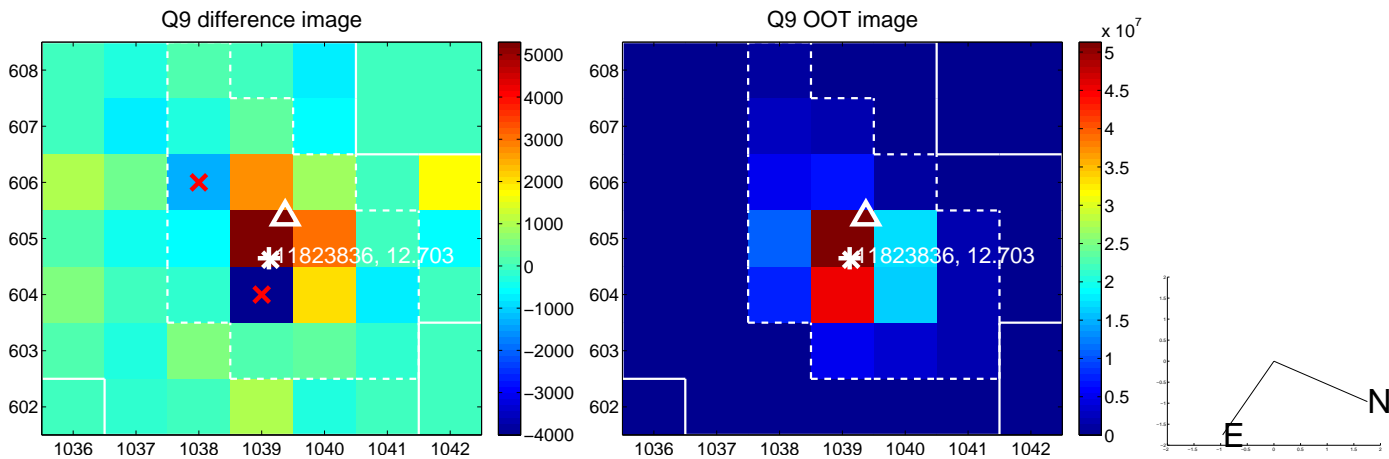
white \times : KIC target position; +: OOT centroid; \triangle : difference centroid. red \times : large negative pixel value.



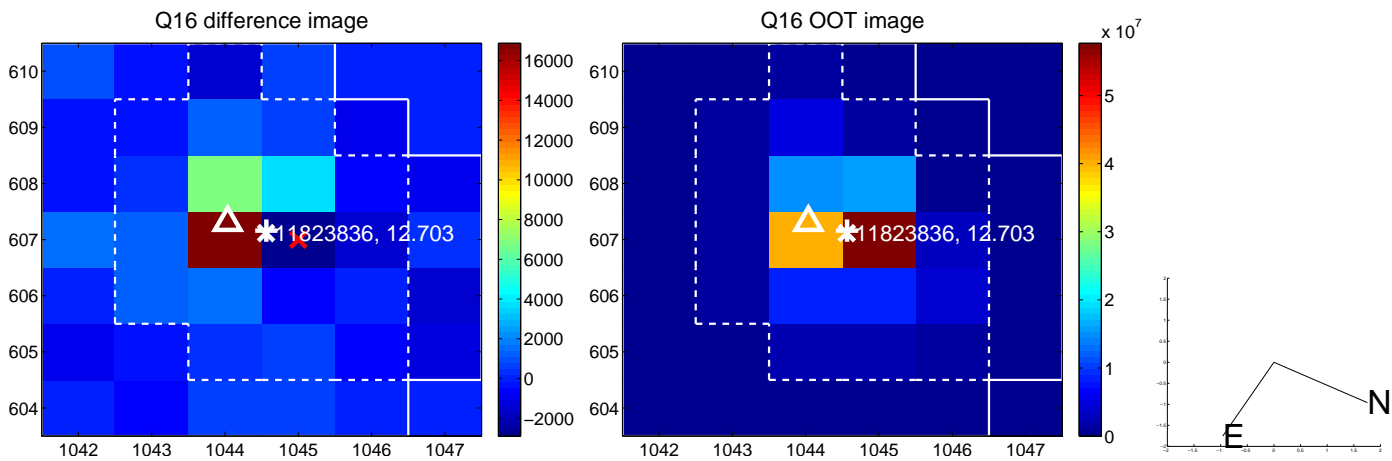
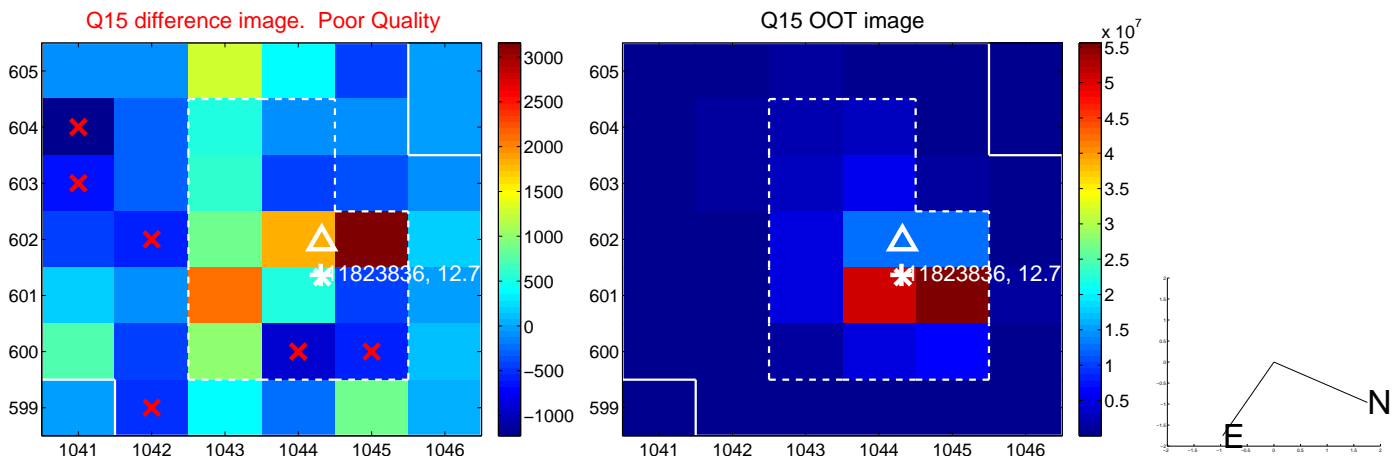
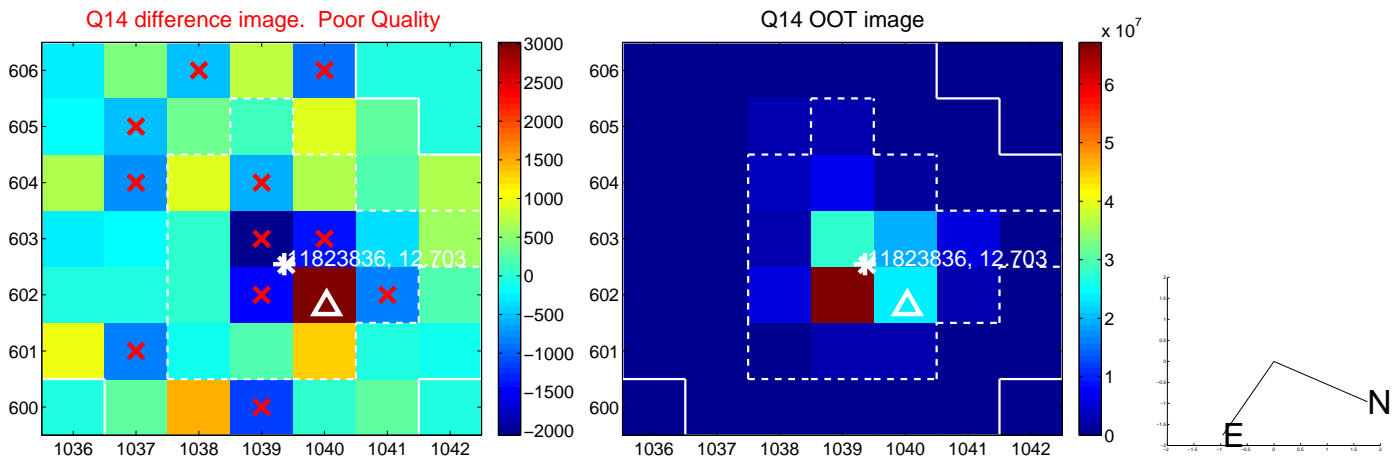
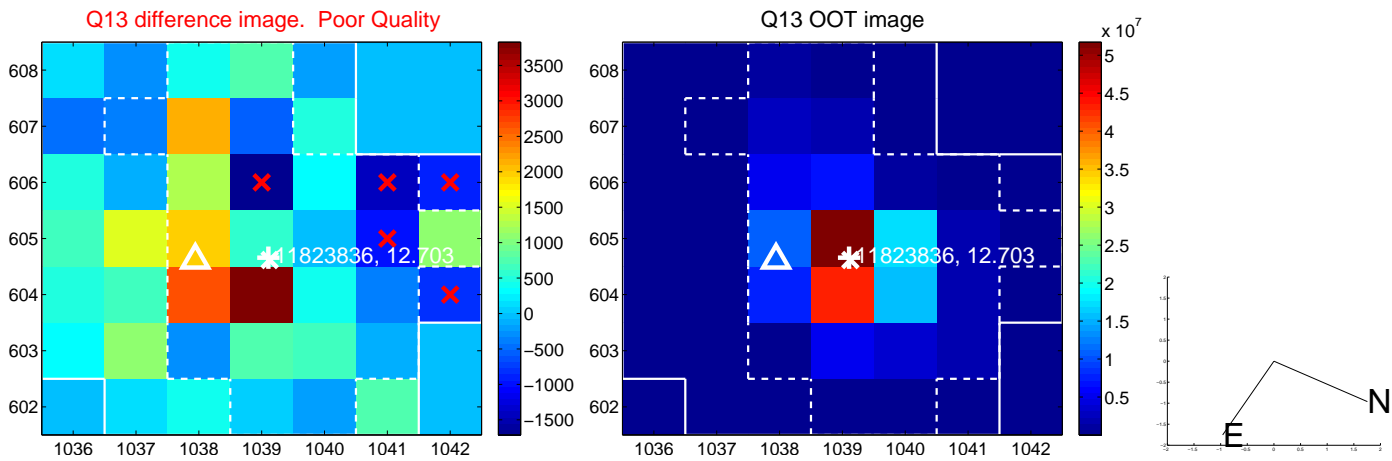
white \times : KIC target position; +: OOT centroid; \triangle : difference centroid. red \times : large negative pixel value.



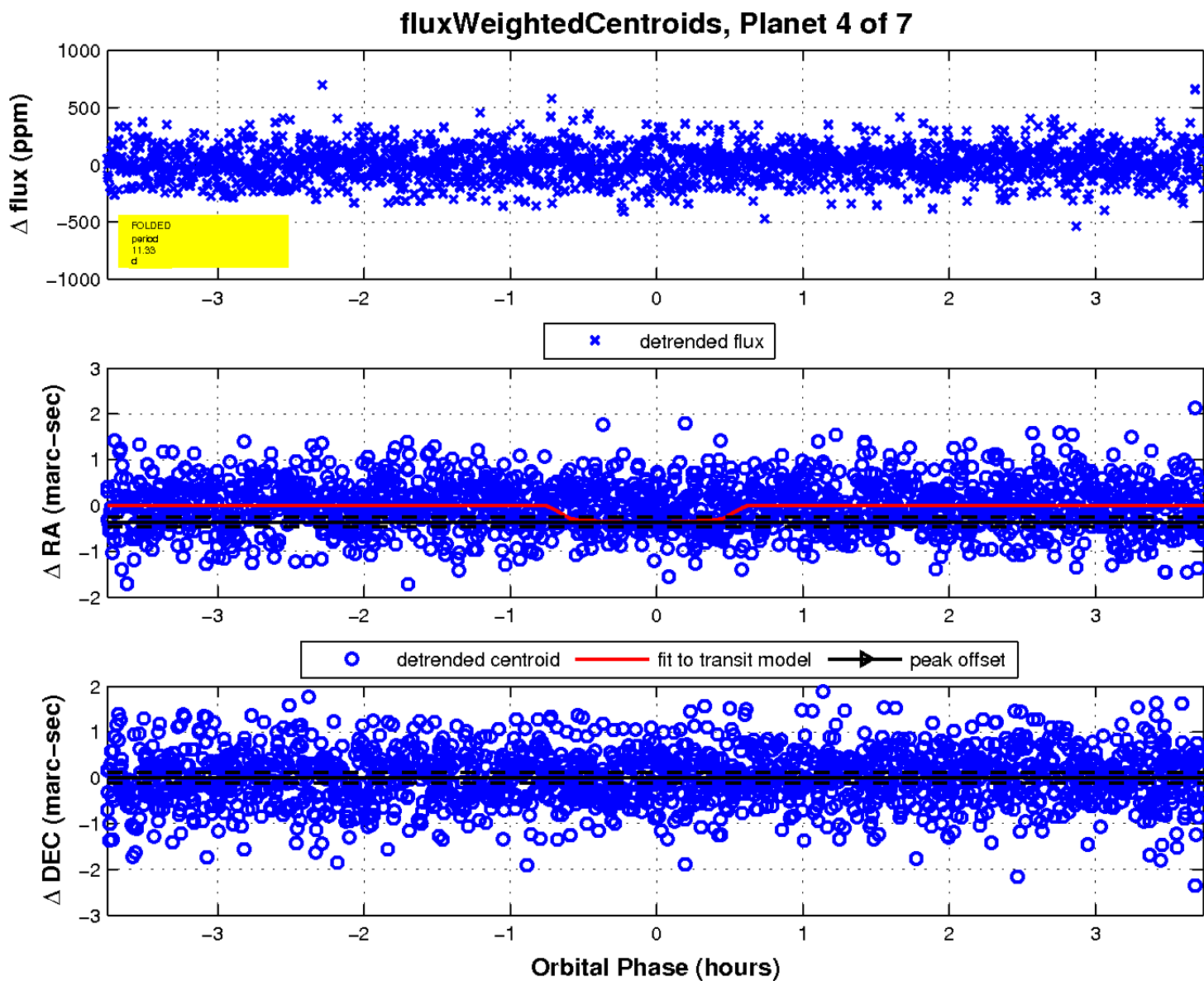
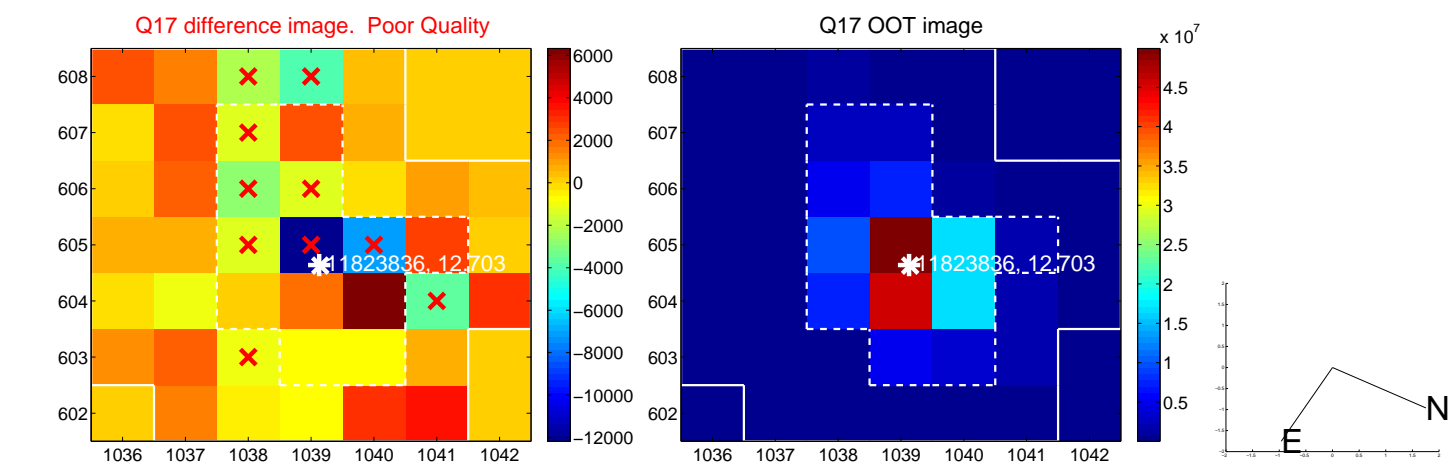
white \times : KIC target position; +: OOT centroid; \triangle : difference centroid. red \times : large negative pixel value.



white \times : KIC target position; +: OOT centroid; \triangle : difference centroid. red \times : large negative pixel value.

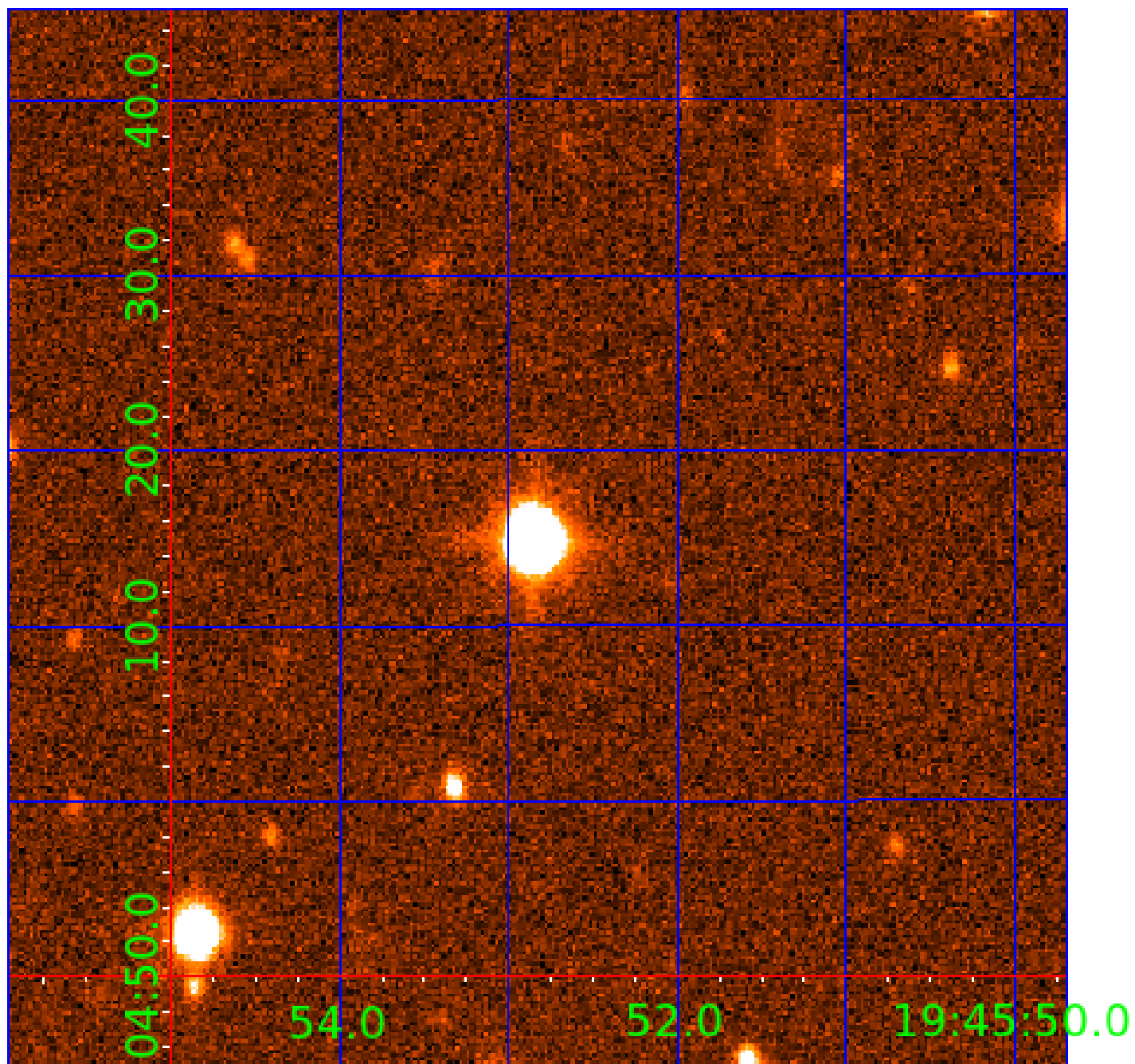


white \times : KIC target position; $+$: OOT centroid; \triangle : difference centroid. red \times : large negative pixel value.



UKIRT Image

Declination



KIC 011823836

Q1-17 DR25 TCE Parameters

TCE	Run Type	KOI?	Period (Days)	Epoch (BKJD)	Depth (ppm)	Duration (Hours)	MES	SNR	R_{\star} (R_{\odot})	T_{\star} (K)	R_p (R_{\oplus})	S_p (S_{\oplus})
011823836-01	OBS	No	0.562252	131.989867	9.4	4.140	9.4	6.8	3.84	6977	1.27	0.00
011823836-02	OBS	No	18.264660	134.760922	214.8	1.697	11.2	13.5	3.84	6977	5.74	1115.94
011823836-03	OBS	No	15.878395	134.417445	340.2	0.578	12.5	14.5	3.84	6977	7.42	1344.98
011823836-04	OBS	No	11.333327	142.481634	246.7	1.253	12.7	16.5	3.84	6977	6.42	2108.53
011823836-05	OBS	No	8.330311	134.253320	432.5	0.589	13.8	18.8	3.84	6977	8.48	3178.64
011823836-06	OBS	No	3.099585	133.559616	56.5	1.304	12.2	7.3	3.84	6977	2.95	11877.33
011823836-07	OBS	No	11.445019	134.511939	172.8	2.076	11.2	12.7	3.84	6977	5.11	2081.14

Robovetter Results

TCE	Run Type	Disp	Score	N	S	C	E	Comments
011823836-01	OBS	FP	0.00	1	0	1	0	LPP_DV—LPP_ALT—HALO_GHOST
011823836-02	OBS	FP	0.00	1	0	0	0	INDIV_TRANS_RUBBLE—TRANS_GAPPED—LPP_DV—MOD_NONUNIQ_DV
011823836-03	OBS	FP	0.00	1	0	0	0	INDIV_TRANS_RUBBLE—TRANS_GAPPED—LPP_DV—MOD_NONUNIQ_DV
011823836-04	OBS	FP	0.00	1	0	0	0	INDIV_TRANS_RUBBLE_TRACKER—TRANS_GAPPED—LPP_DV—MOD_NONUNIQ_DV
011823836-05	OBS	FP	0.00	1	0	0	0	INDIV_TRANS_RUBBLE—TRANS_GAPPED—MOD_NONUNIQ_DV—CENT_FEW_DIFFS
011823836-06	OBS	FP	0.00	1	0	0	0	INDIV_TRANS_RUBBLE—TRANS_GAPPED—LPP_DV—MOD_NONUNIQ_DV—MOD_TER_DV—CENT_FEW_DIFFS
011823836-07	OBS	FP	0.00	1	0	0	0	INDIV_TRANS_RUBBLE—TRANS_GAPPED—LPP_DV—MOD_NONUNIQ_DV—CENT_FEW_DIFFS

Notes: OBS = Observed. INJ = Injected. INV = Inverted. SCR = Scrambled.

N = Not Transit-Like. S = Stellar Eclipse. C = Centroid Offset. E = Ephemeris Match.

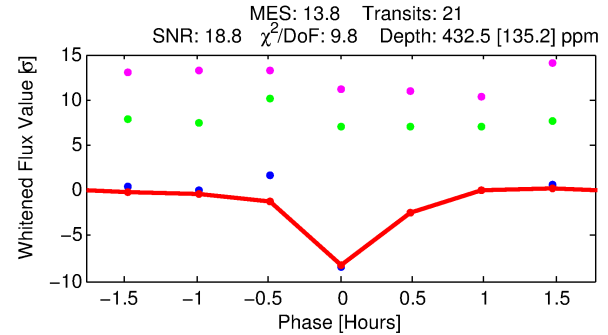
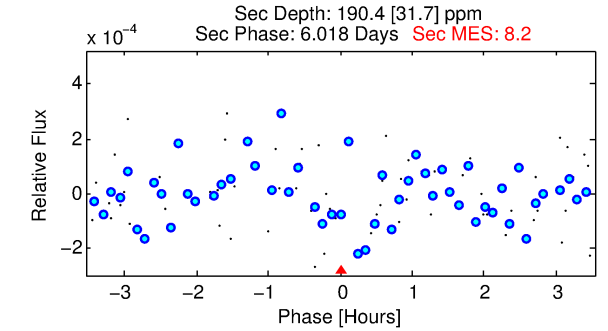
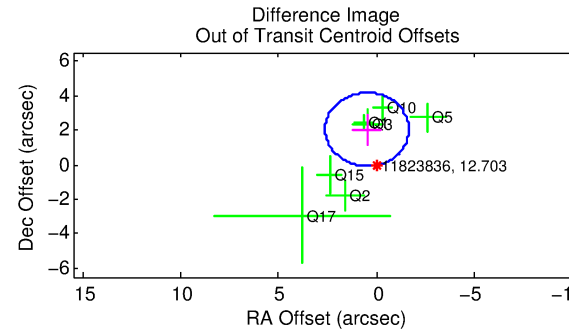
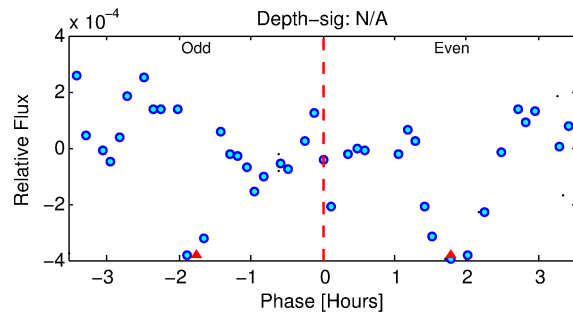
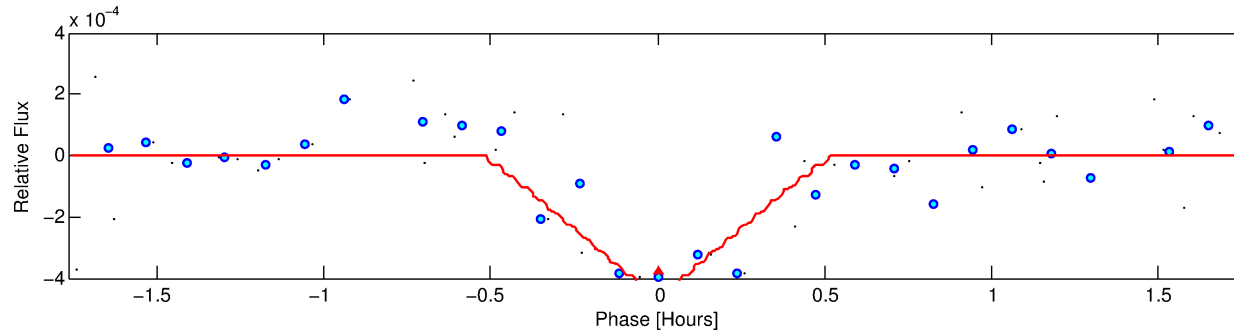
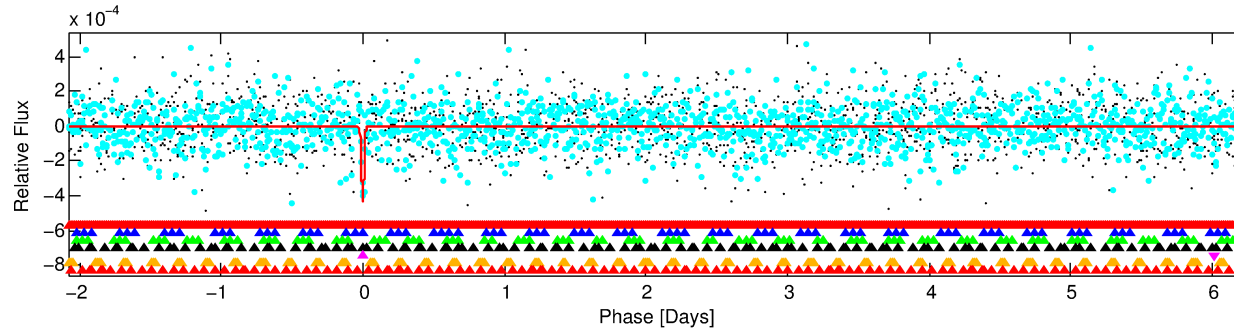
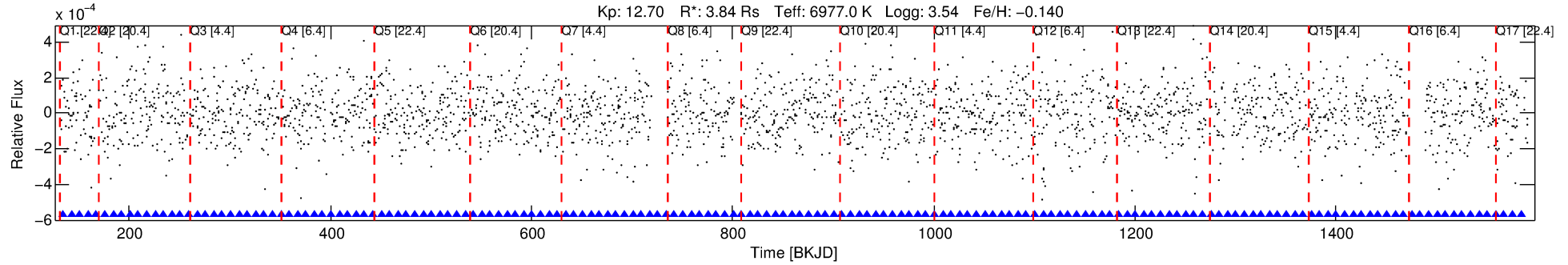
See http://exoplanetarchive.ipac.caltech.edu/docs/API_kepcandidate_columns.html#proj_disp_col for comment definitions.

Ephemeris Match Information For 011823836-05

No Significant Match Found

DV One-Page Summary

KIC: 11823836 Candidate: 5 of 7 Period: 8.330 d



DV Fit Results:

Period = 8.33031 [0.00004] d
Epoch = 134.2533 [0.0035] BKJD
Rp/R* = 0.0202 [0.0151]
a/R* = 97.03 [437.70]
b = 0.48 [7.10]
Seff = 3178.64 [1751.49]
Teq = 1915 [264] K
Rp = 8.48 [7.08] Re
a = 0.0992 [0.0342] AU
Ag = 14.33 [22.82] [0.58σ]
Teffp = 5760 [2167] K [1.76σ]

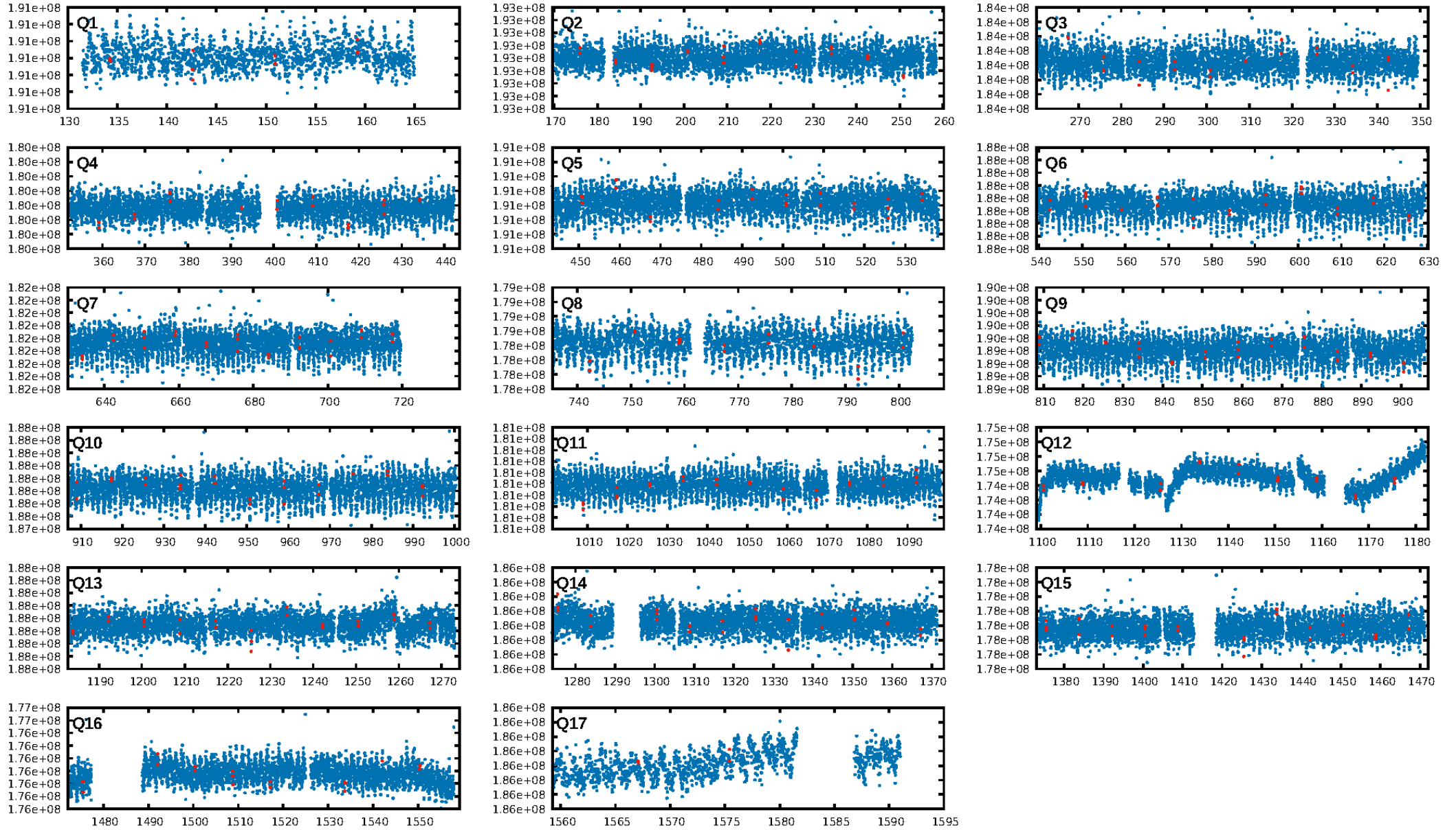
DV Diagnostic Results:

ShortPeriod-sig: 100.0% [87.71σ]
LongPeriod-sig: 100.0% [52.05σ]
ModelChiSquare2-sig: 0.0%
ModelChiSquareGof-sig: 0.0%
Bootstrap-pfa: 2.70e-14
RollingBand-fgt: 1.00 [20/20]
GhostDiagnostic-chr: -2.466
Centroid-sig: 4.3%
Centroid-so: 0.520 arcsec [1.83σ]
OotOffset-rm: 2.091 arcsec [2.94σ]
KicOffset-rm: 2.013 arcsec [2.88σ]
OotOffset-st: 2/2/0/3 [7]
KicOffset-st: 2/2/0/3 [7]
DiffImageQuality-fgm: 0.14 [1/7]
DiffImageOverlap-fno: 0.00 [0/17]

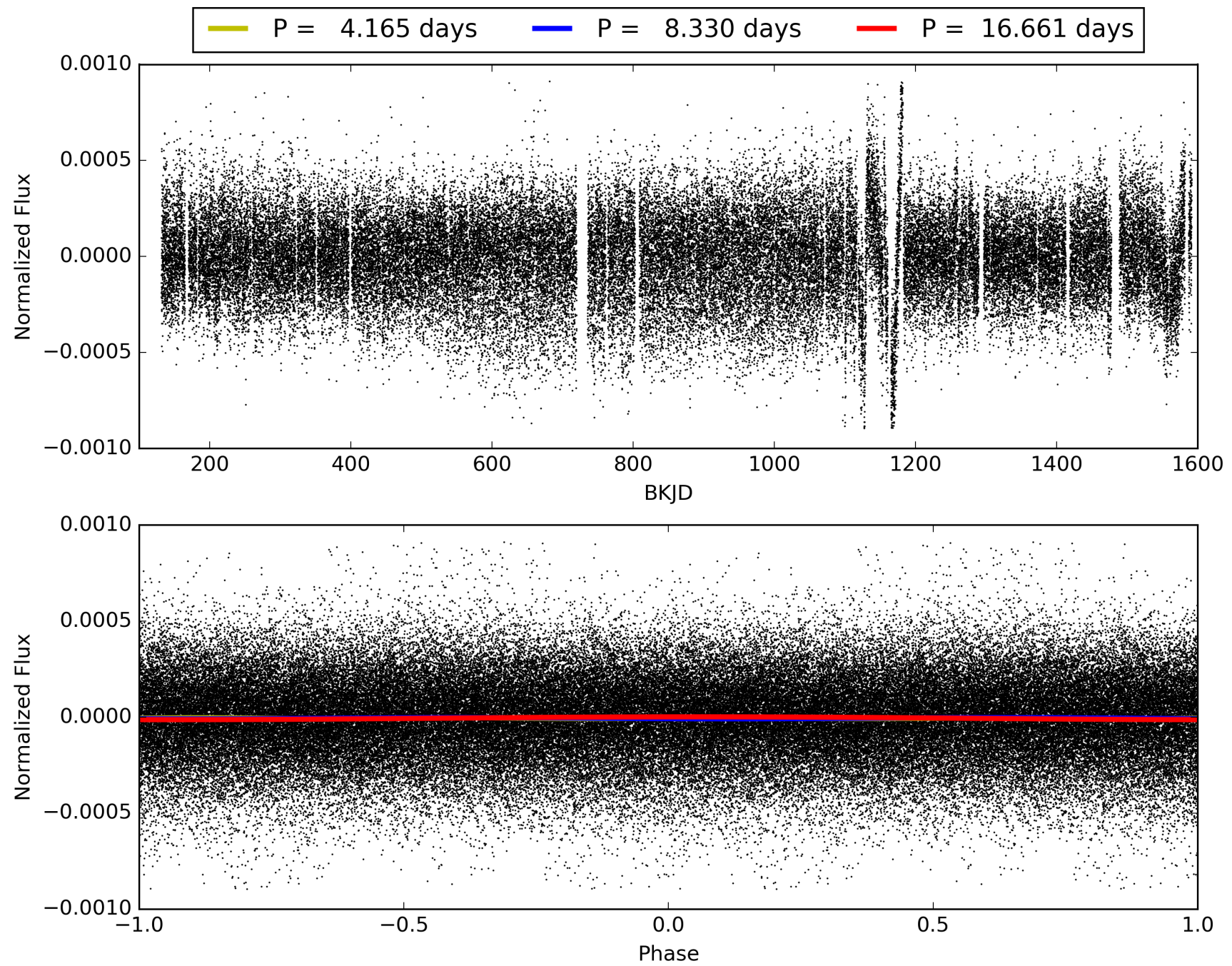
Software Revision: svn+ssh://murzim/repo/soc/tags/release/9.3.42@60958 -- Date Generated: 30-Jan-2016 04:55:32 Z

This Data Validation Report Summary was produced in the Kepler Science Operations Center Pipeline at NASA Ames Research Center

TCE 011823836-05, PDC Light Curves

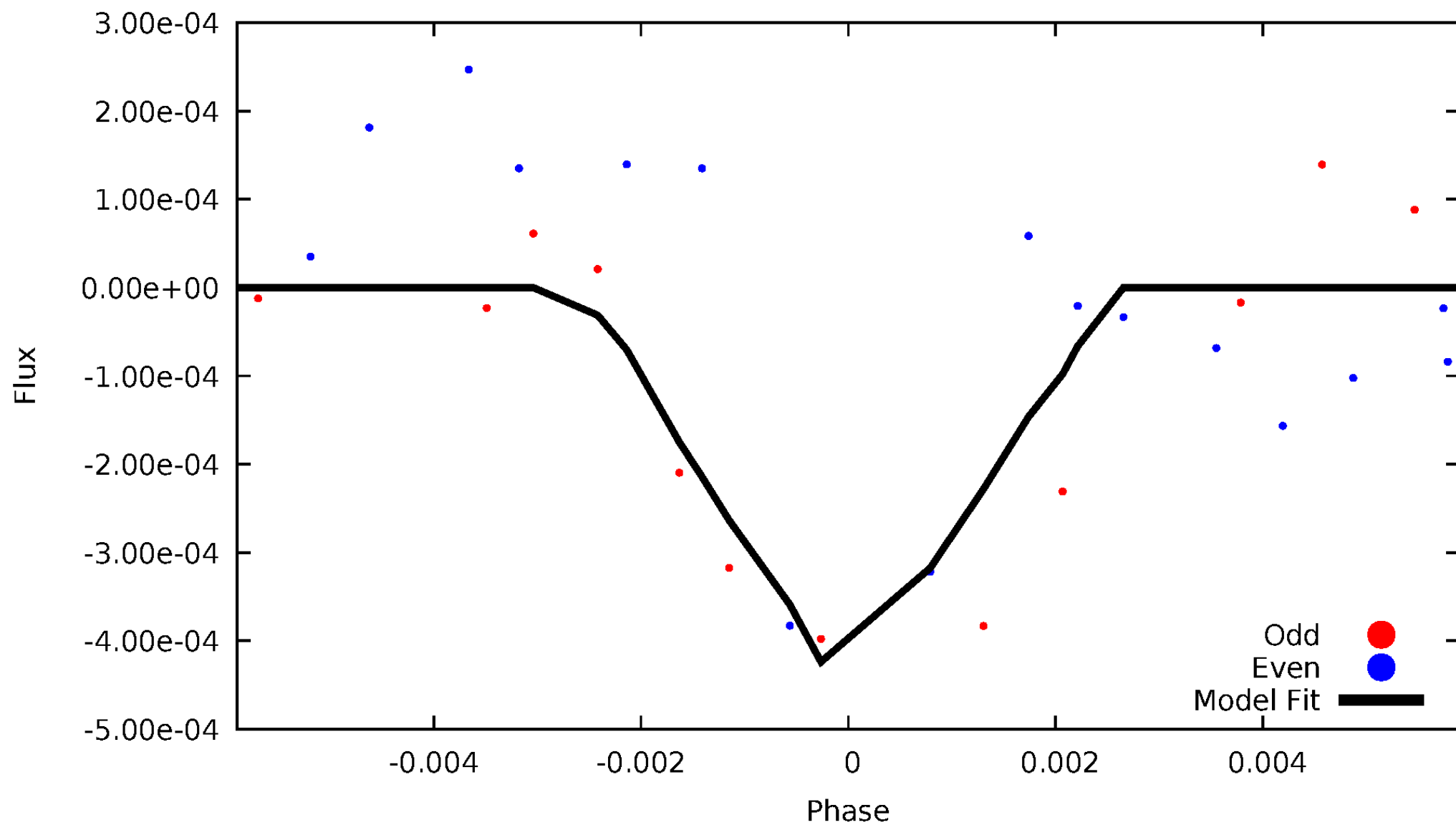


TCE 011823836-05



DV Odd/Even

TCE 011823836-05

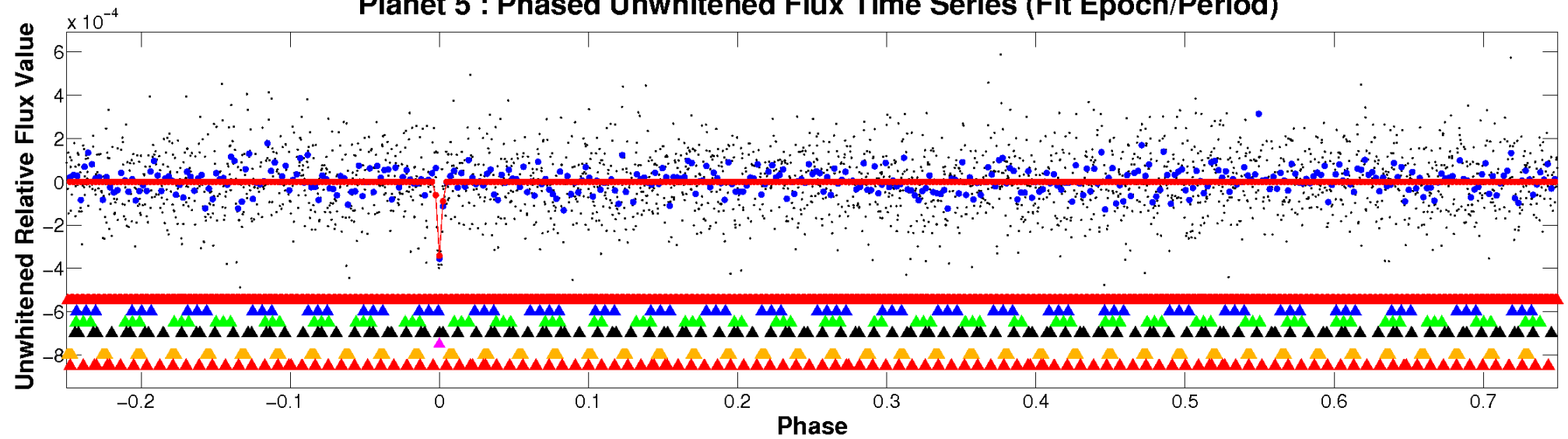


ALT Odd/Even

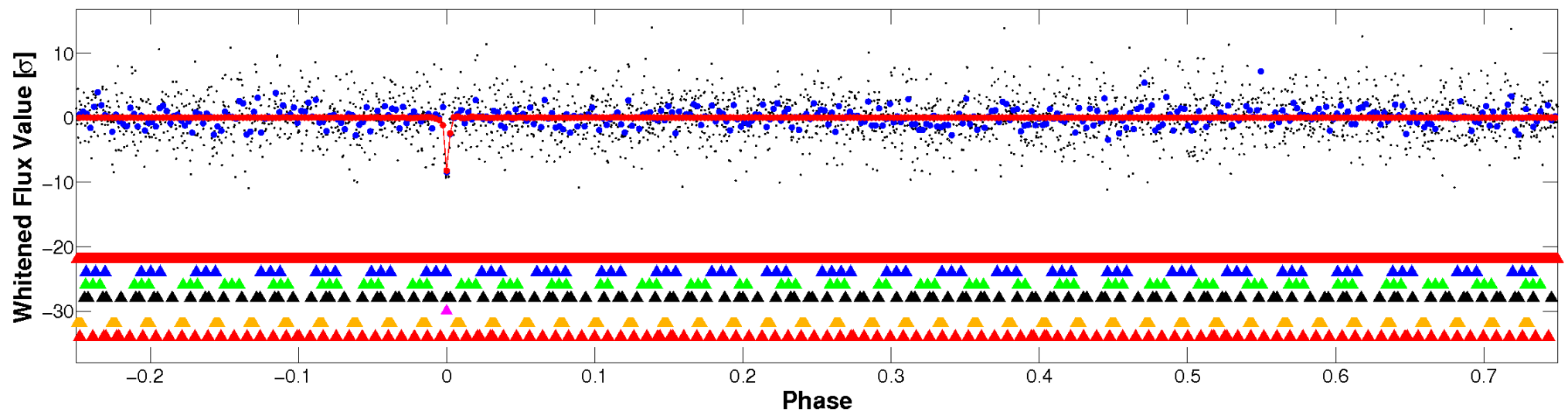
This plot does not exist for this TCE.

Non-Whitened Vs. Whitened Light Curve

Planet 5 : Phased Unwhitened Flux Time Series (Fit Epoch/Period)

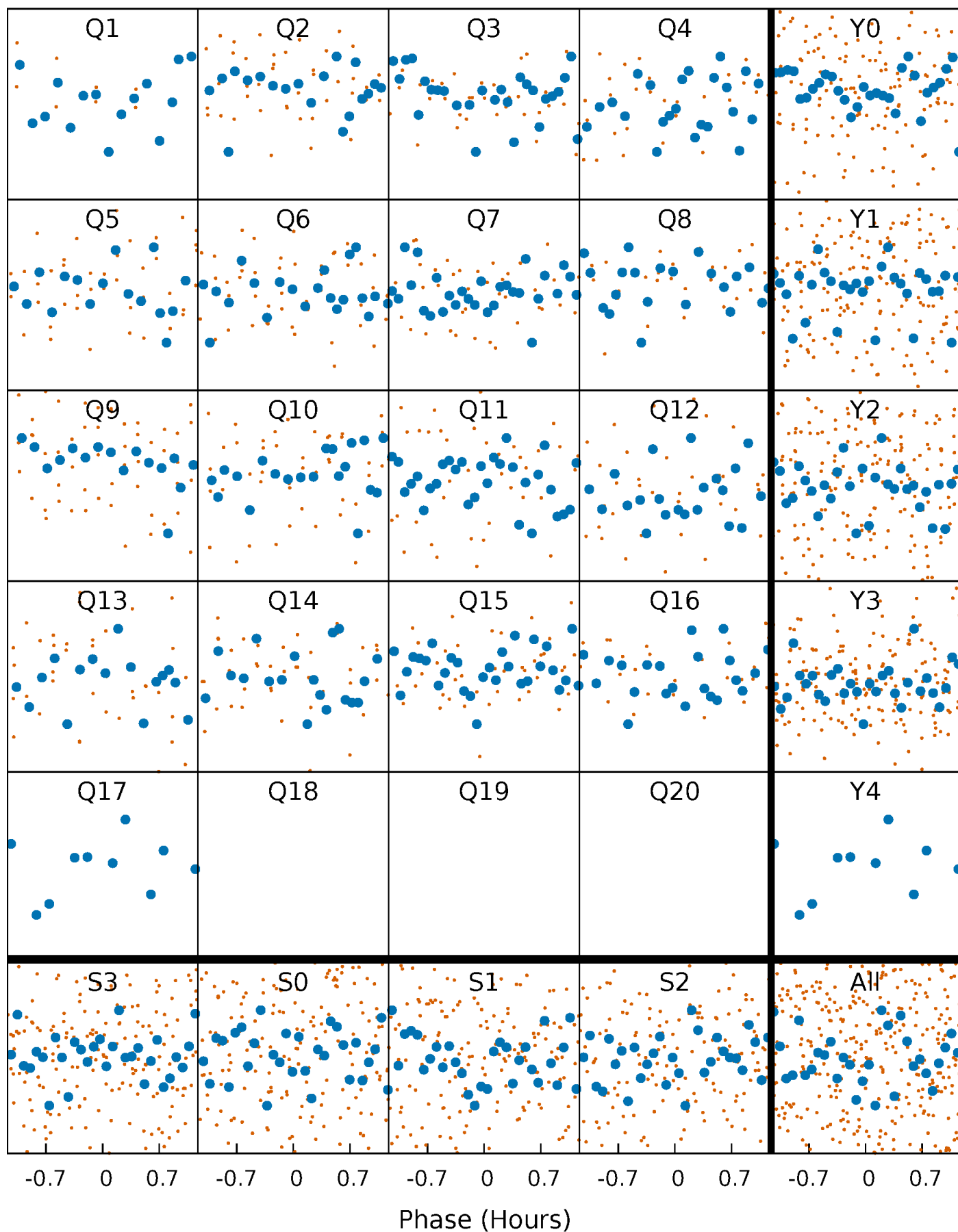


Planet 5 : Phased Whitened Flux Time Series (Fit Epoch/Period)



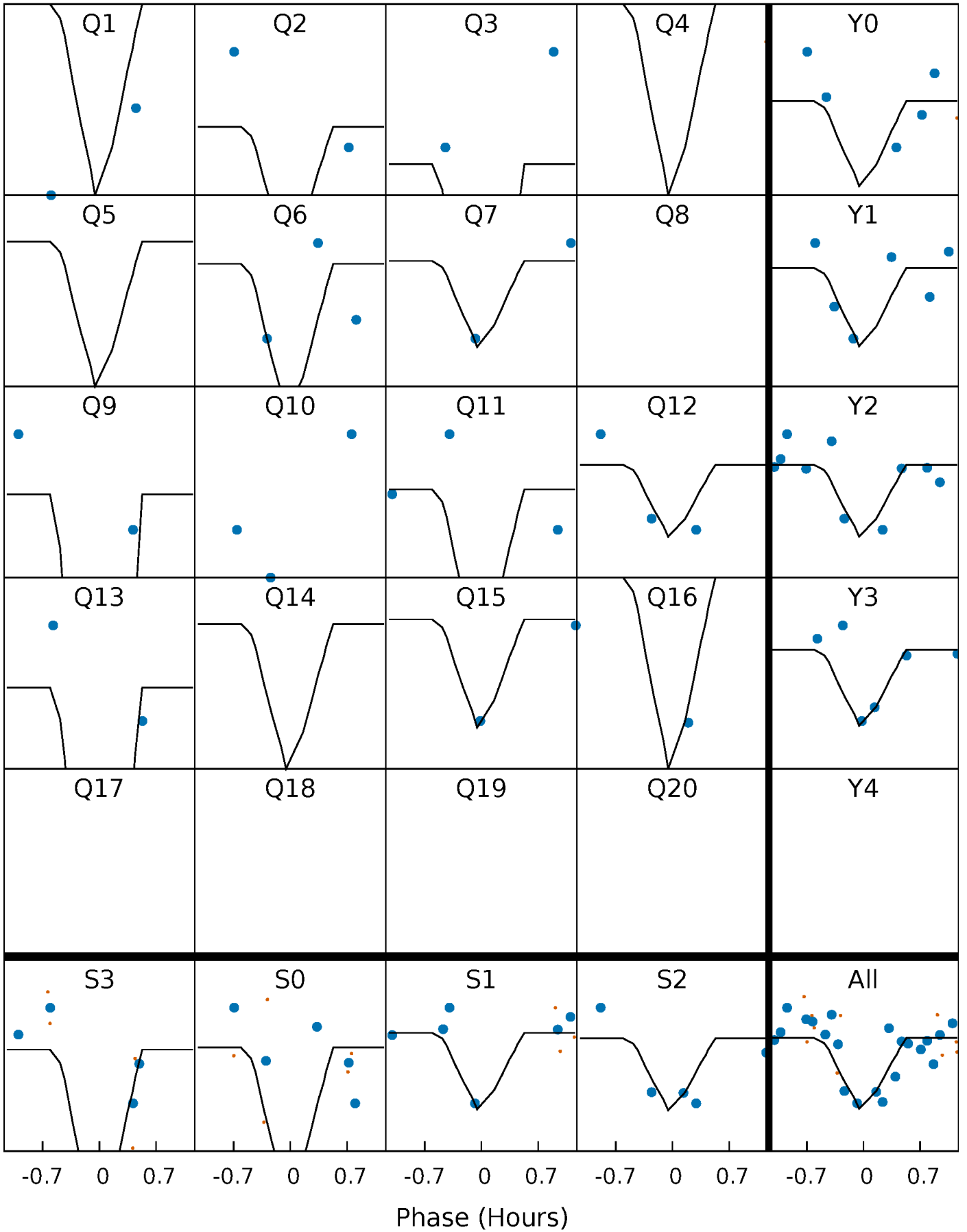
PDC Quarter-Phased Transit Curves

TCE 011823836-05 P= 8.330311 Days $T_0=134.253321$ (BKJD)



DV Quarter-Phased Transit Curves

TCE 011823836-05 P= 8.330311 Days $T_0=134.253321$ (BKJD)

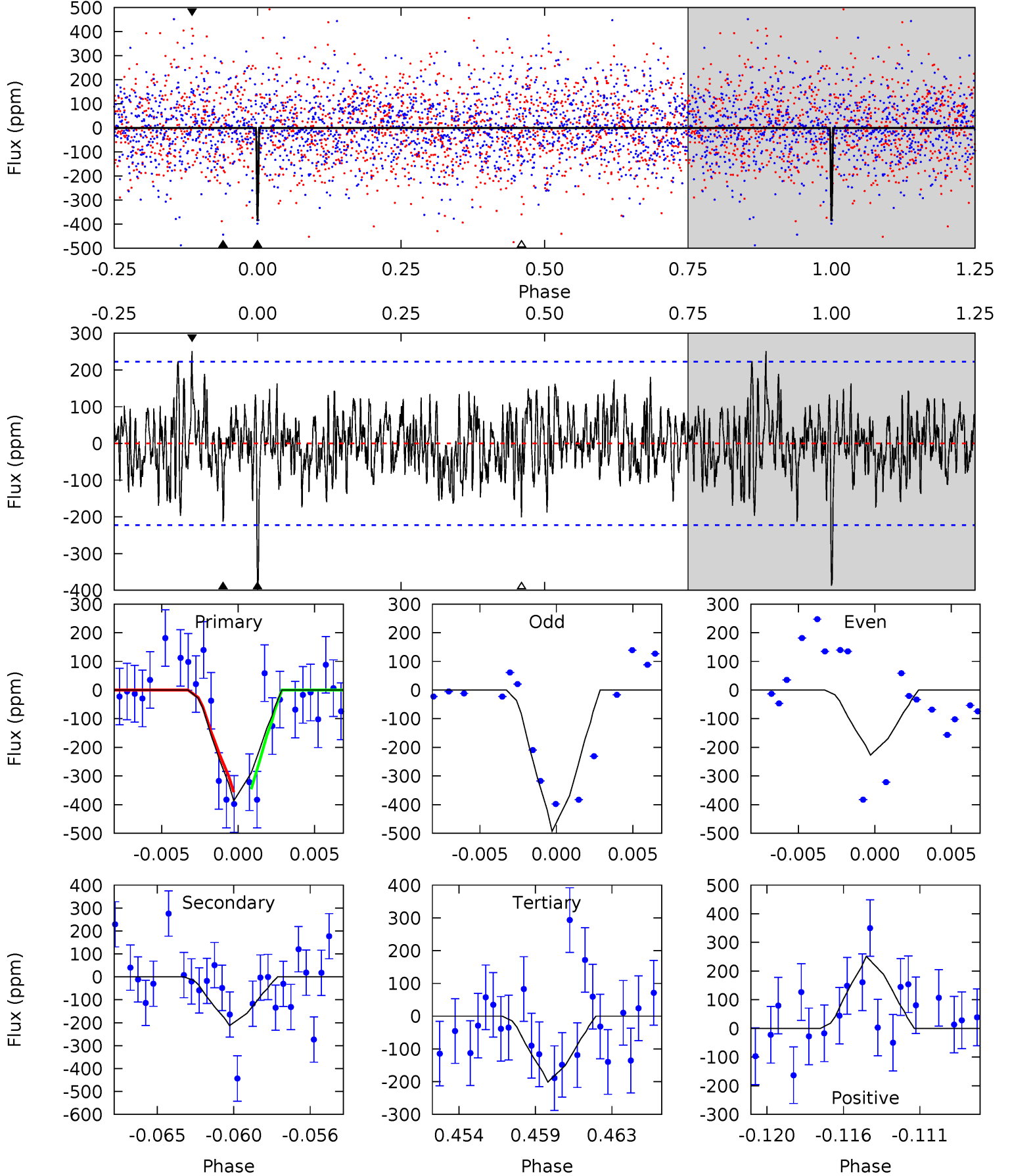


This plot does not exist for this TCE.

DV Model-Shift Uniqueness Test

011823836-05, P = 8.330311 Days, E = 125.923010 Days

Pri	Sec	Ter	Pos	FA ₁	FA ₂	F _{Red}	Pri-Ter	Pri-Pos	Sec-Ter	Sec-Pos	Odd-Evn	DMM	Shape	TAT
8.98	4.94	4.67	5.84	5.17	2.83	1.59	4.31	3.14	0.27	-0.90	3.25	1.00	0.39	0.12



Alt Model-Shift Uniqueness Test

This plot does not exist for this TCE.

Stellar Parameters For KIC 011823836

	$T_{\text{eff}}(K)$	$\log(g)$	[Fe/H]	$R (R_{\odot})$	$M(M_{\odot})$	$p_{\star} (\text{g}\cdot\text{cm}^{-3})$
	6977^{+188}_{-229}	$3.543^{+0.308}_{-0.082}$	$-0.140^{+0.300}_{-0.250}$	$3.840^{+0.255}_{-1.444}$	$1.878^{+0.208}_{-0.337}$	$0.047^{+0.111}_{-0.009}$
	+3%/-3%	+9%/-2%	+214%/-179%	+7%/-38%	+11%/-18%	+237%/-19%
Source	PHO1	FLK73	KIC0	DSEP		

KIC = Kepler Input Catalog; PHO = Photometry; SPE = Spectroscopy; AST = Asteroseismology
 TRA = Transits; DESP = Dartmouth Models; MULT = Multiple Models

Secondary Eclipse Parameters for KIC 011823836-05 / KOI

Detrend	Depth (ppm)	$R_p (R_{\oplus})$	$T_{max} (K)$	$T_{obs} (K)$	A_{obs}
DV	-213±43	$8.40^{+5.56}_{-4.81}$	2643^{+122}_{-221}	5645^{+3474}_{-1127}	16^{+70}_{-10}
Alt.	N/A	N/A	N/A	N/A	N/A

T_{max} = Theoretical Maximum Planetary Temperature

T_{obs} = Observed Planetary Temperature (Assuming A=0.3)

A_{obs} = Observed Albedo (Assuming T=0)

If a secondary eclipse is present, the system is likely an EB if $T_{obs} \gg T_{max}$ AND $A_{obs} \gg 1.0$

DV Centroid Data

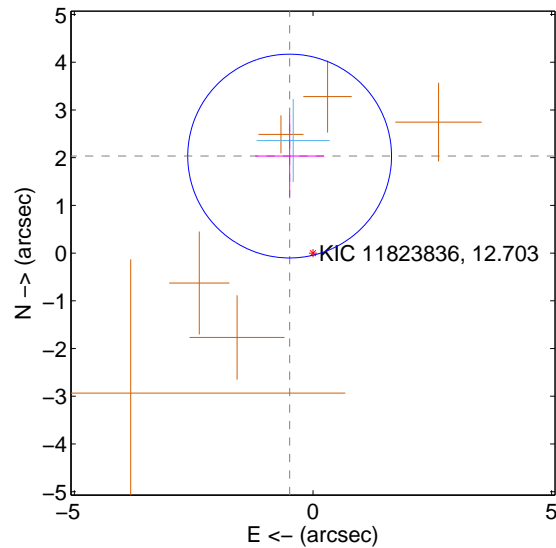
Supplemental centroid analysis for 011823836-05. Kepler magnitude: 12.70. Transit SNR 18.78

There are 1 quarters with good PRF difference image offsets

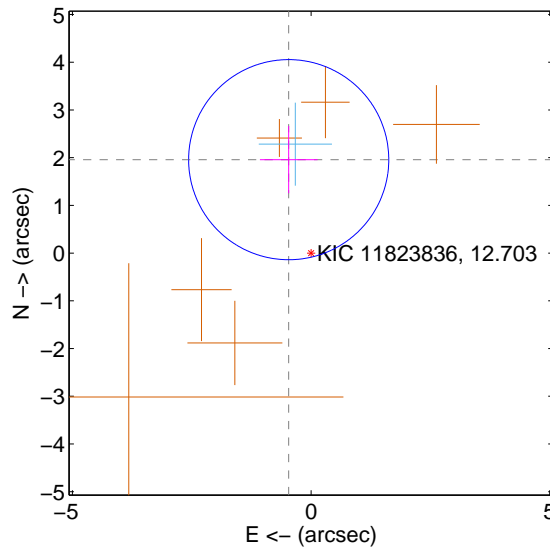
The direct PRF centroid is offset from the target star catalog position by about 0.08 arcsec

	Distance in arcsec	Distance / σ	Δ RA	Δ Dec
PRF-fit source offset from OOT	2.091 ± 0.712	2.94	0.489 ± 0.722	2.033 ± 0.856
PRF-fit source offset from KIC position	2.013 ± 0.699	2.88	0.469 ± 0.604	1.958 ± 0.704
photometric centroid source offset	0.52 ± 0.28	1.83	-0.52 ± 0.28	0.07 ± 0.31

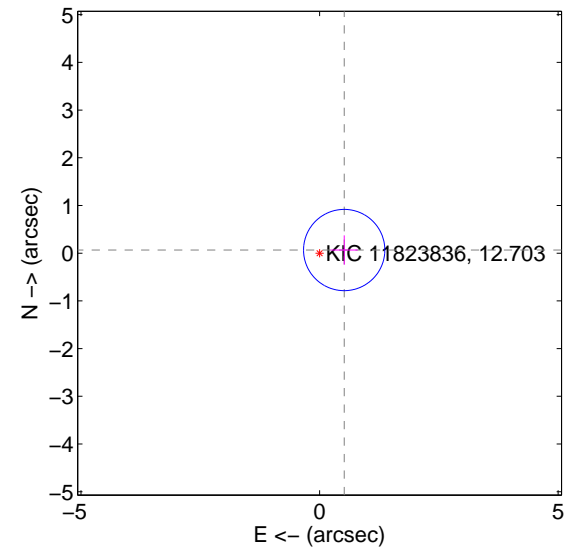
offset from difference PRF-fit to OOT PRF-fit



offset from difference PRF-fit to KIC position

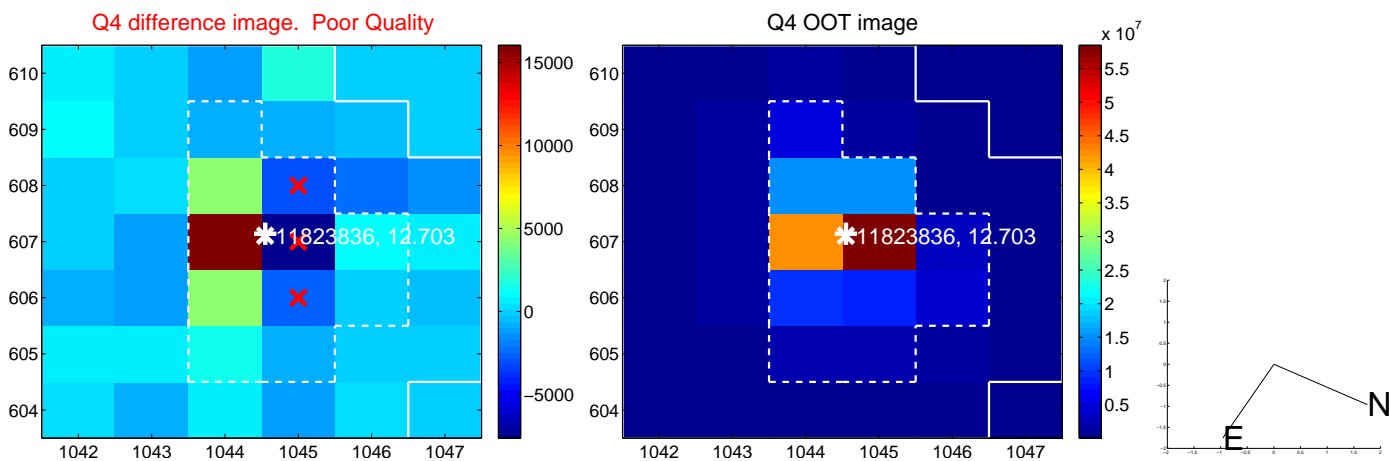
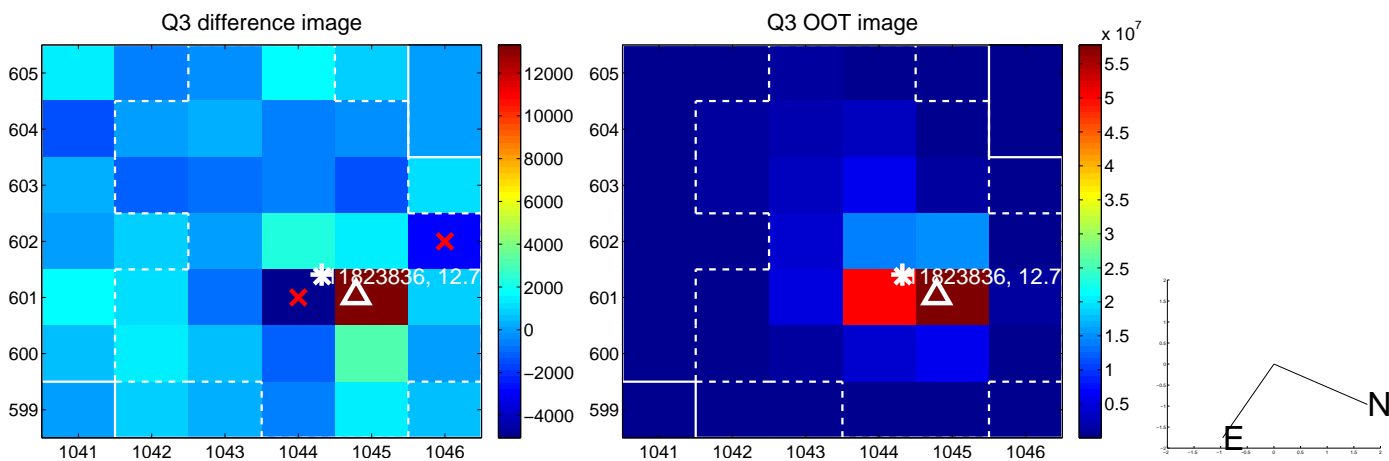
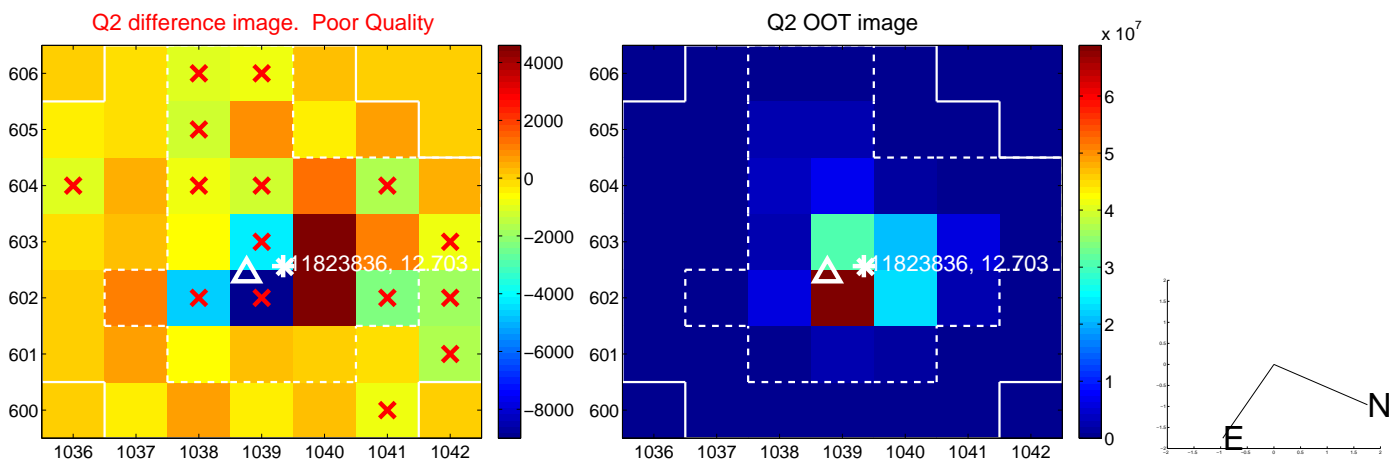
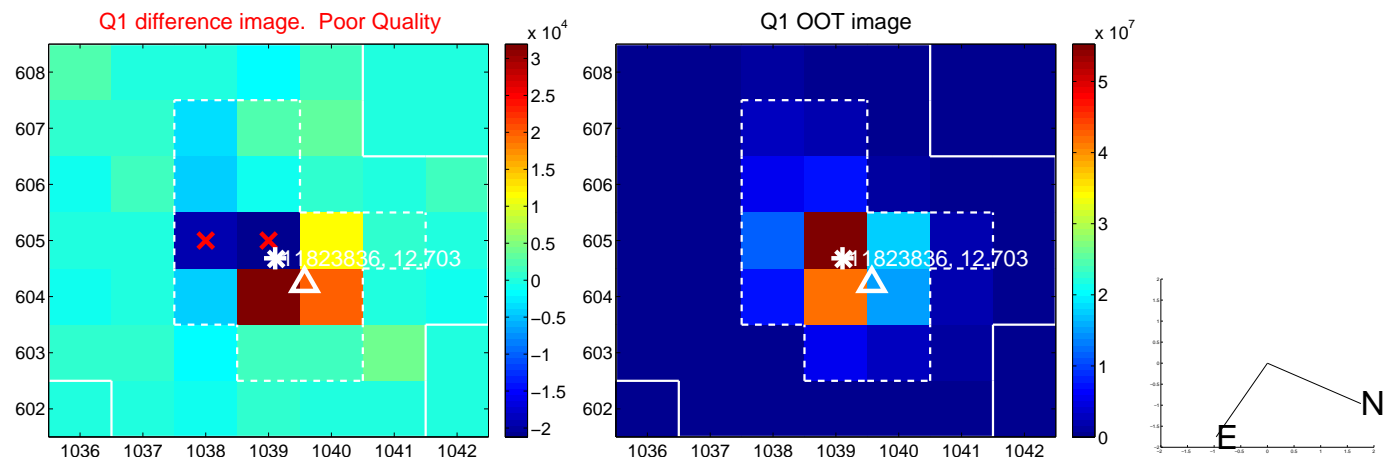


offset from photometric centroids

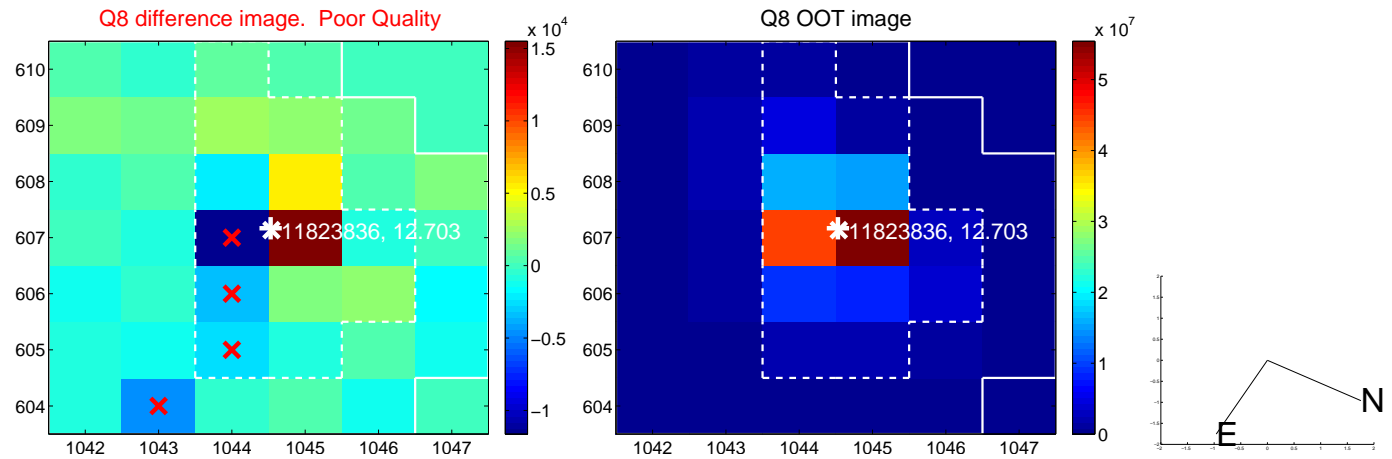
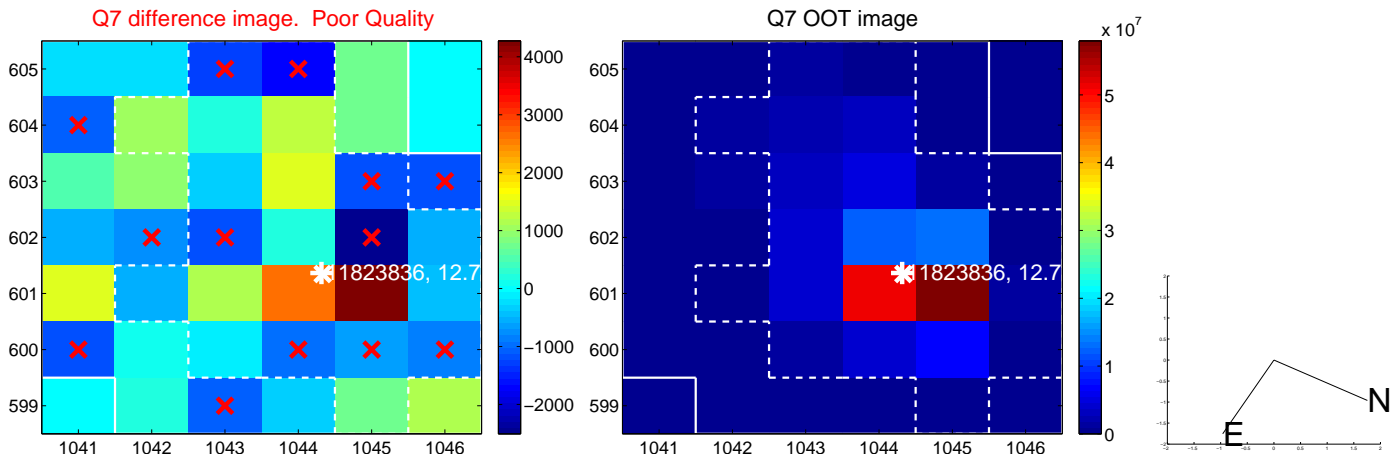
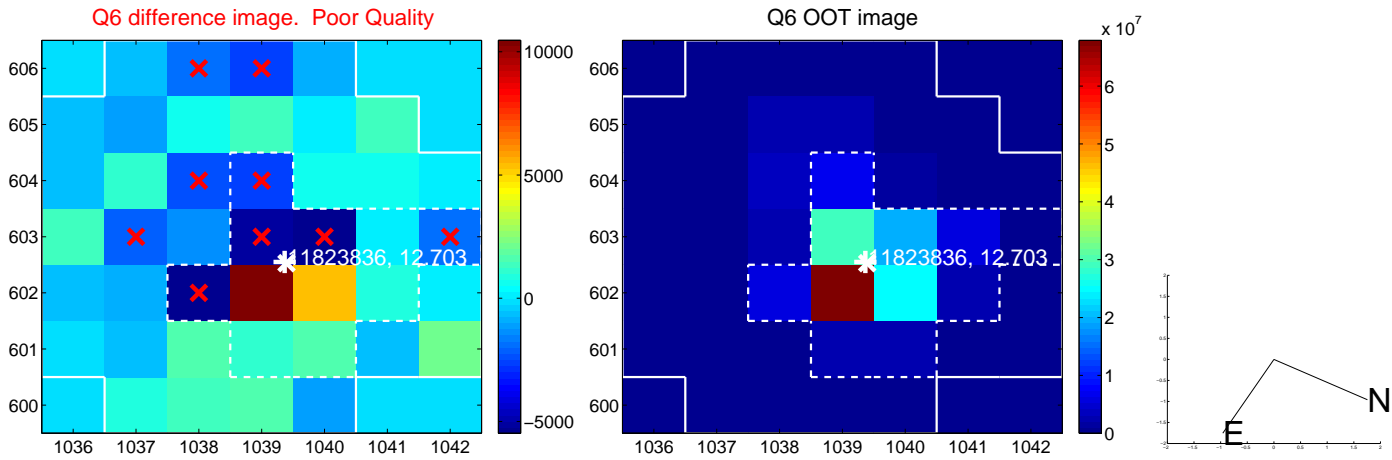
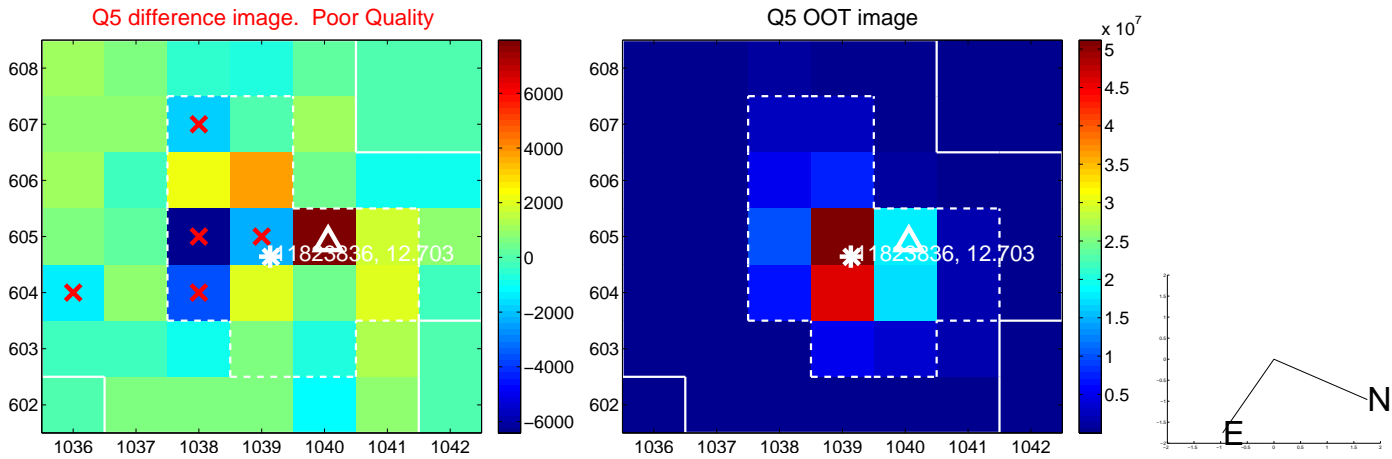


Centroid source offsets from the target star reconstructed from PRF and photometric centroids. Sky blue crosses: good quarterly centroid offsets; Vermillion crosses: bad quarterly centroid offsets; magenta cross: average over quarters. Length of the crosses: one- σ uncertainty. Blue circle: three- σ . Red *: target star. Blue *: Other stars. Text next to a star gives its KIC ID and kepmag. KIC IDs > 15,000,000 are from the UKIRT catalog.

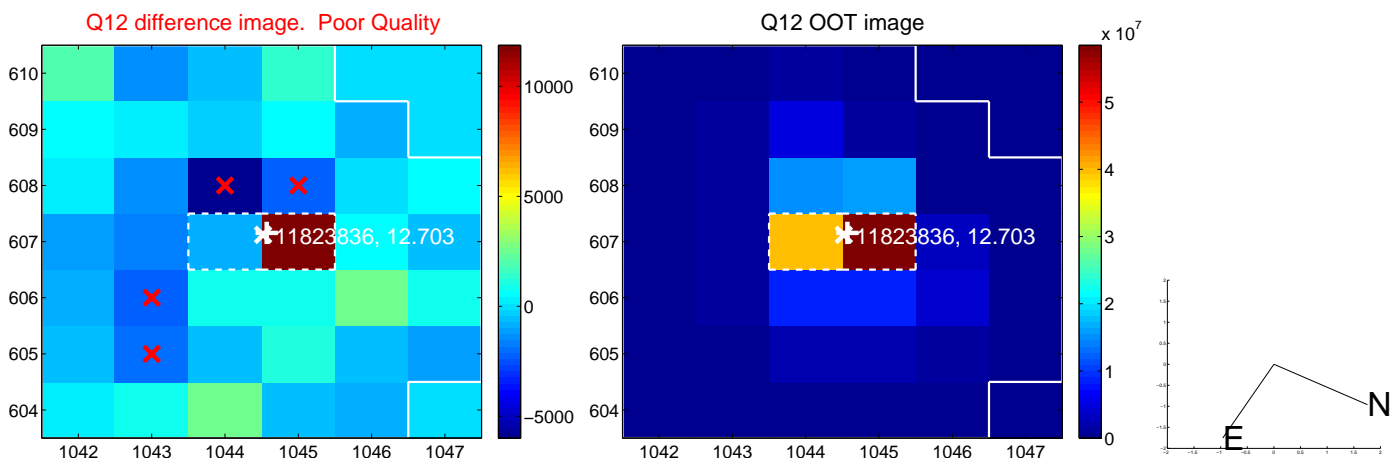
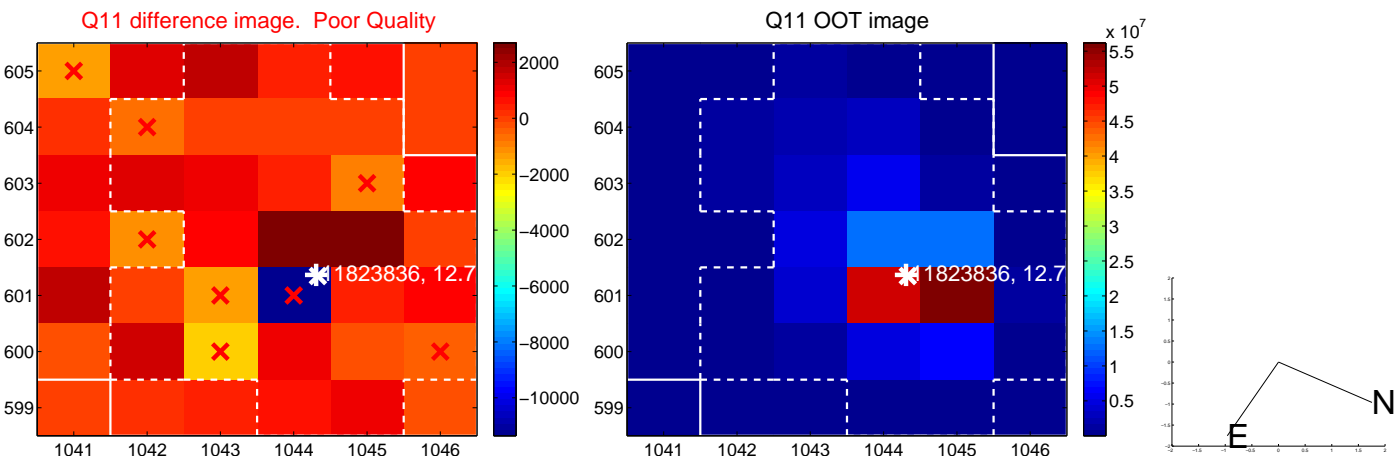
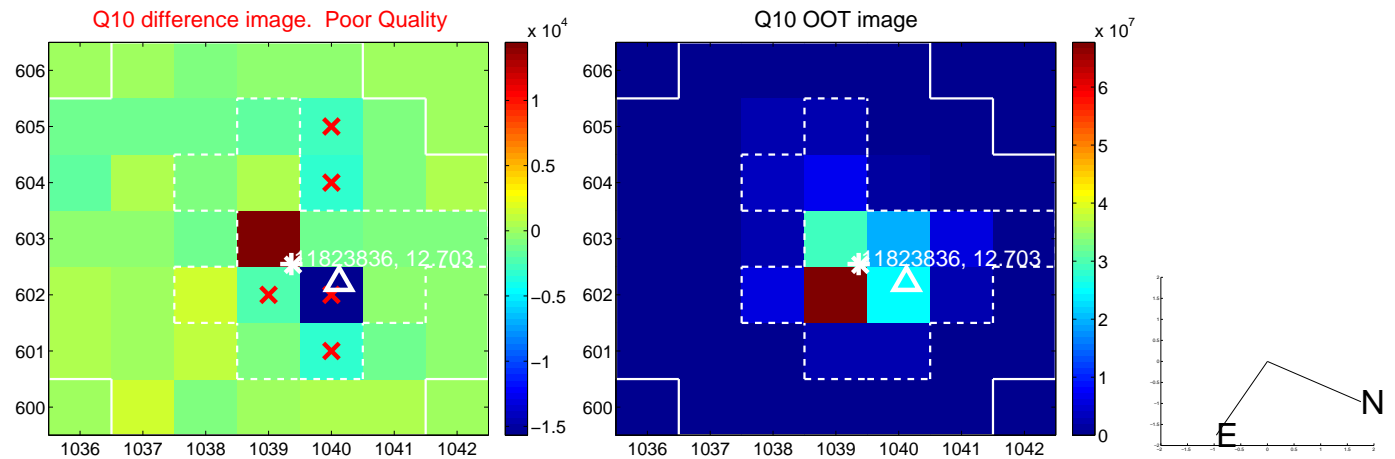
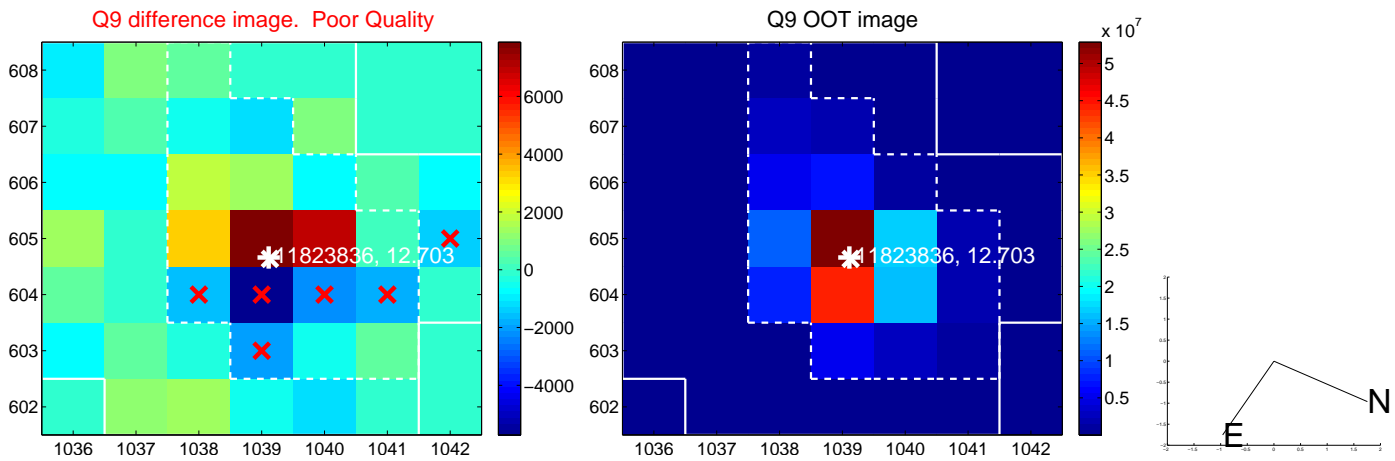
white \times : KIC target position; +: OOT centroid; \triangle : difference centroid. red \times : large negative pixel value.



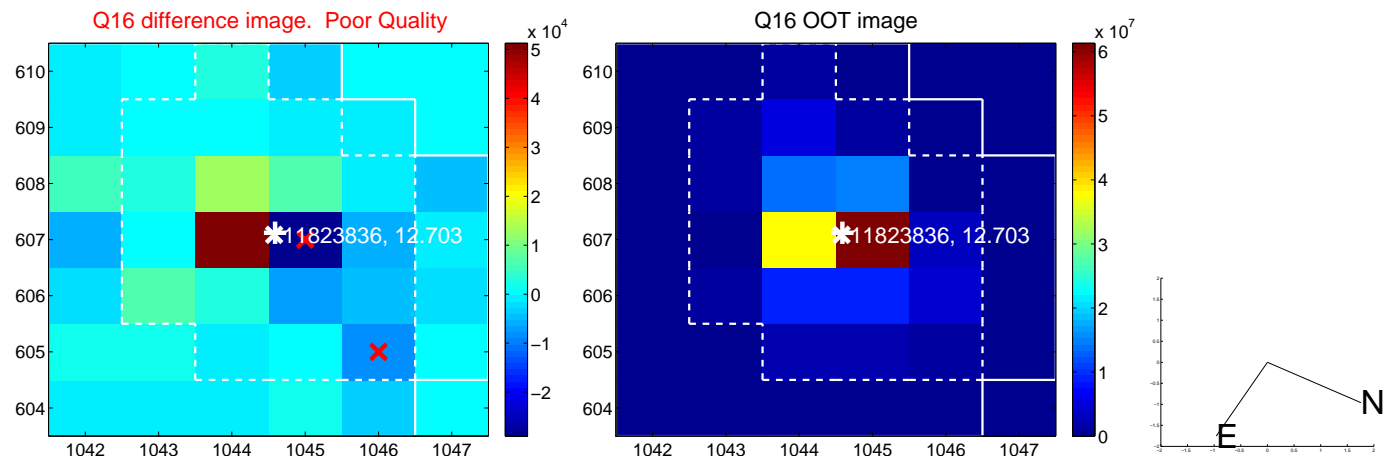
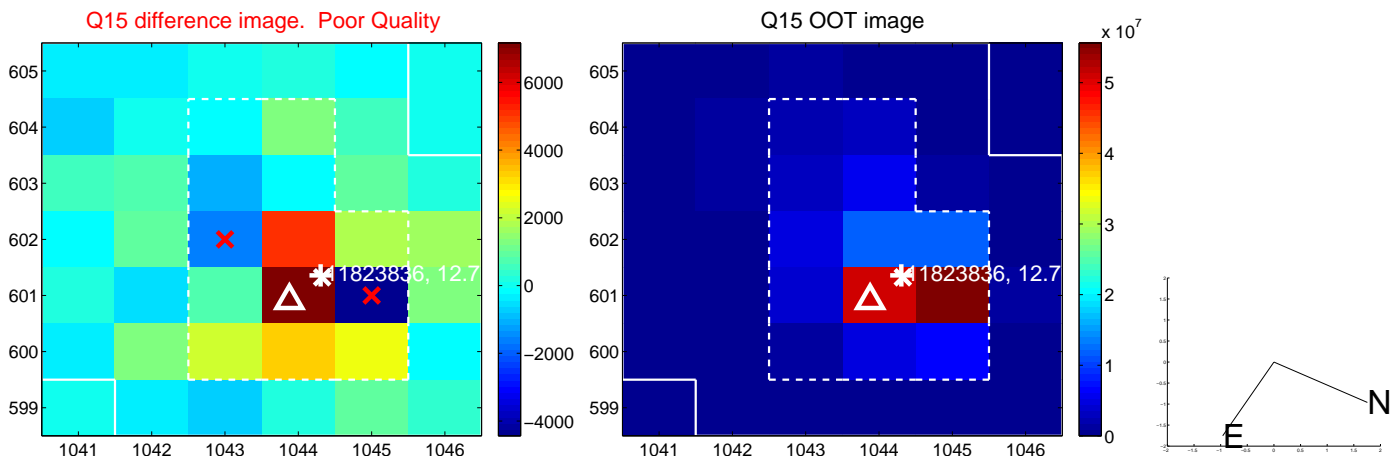
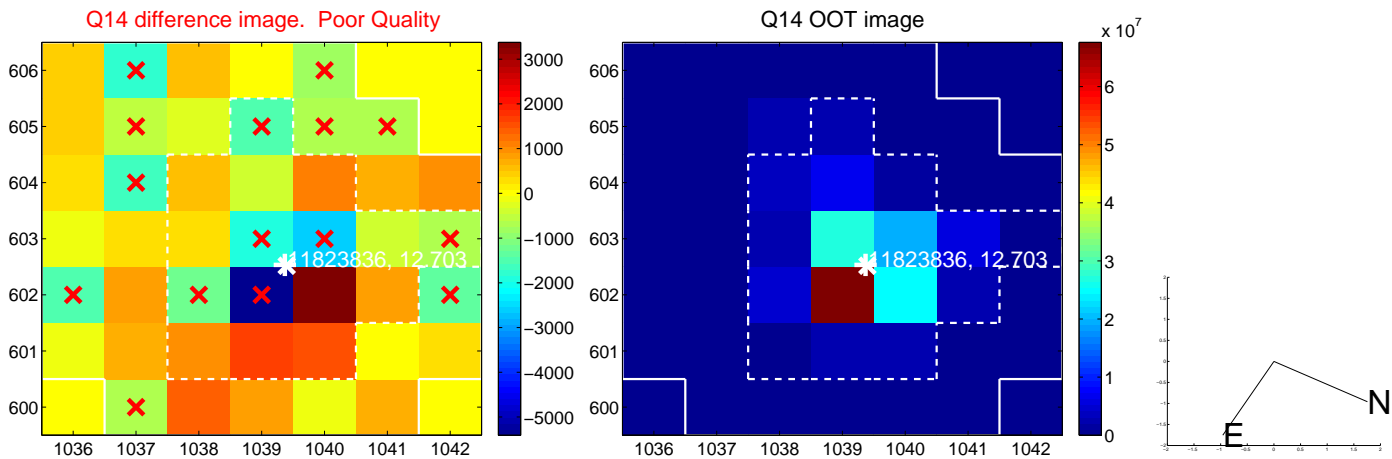
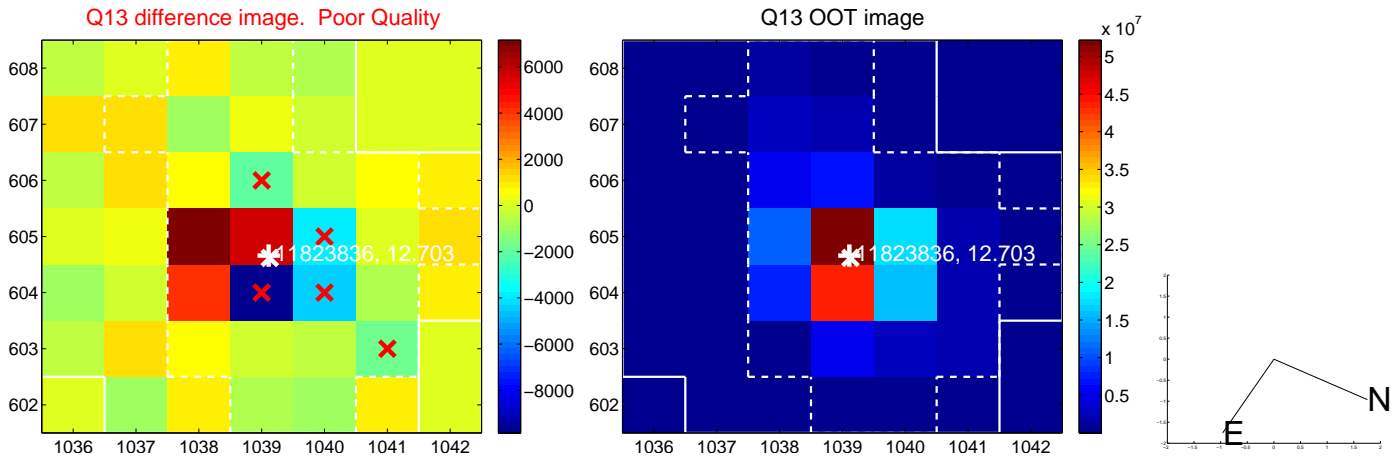
white \times : KIC target position; +: OOT centroid; \triangle : difference centroid. red \times : large negative pixel value.



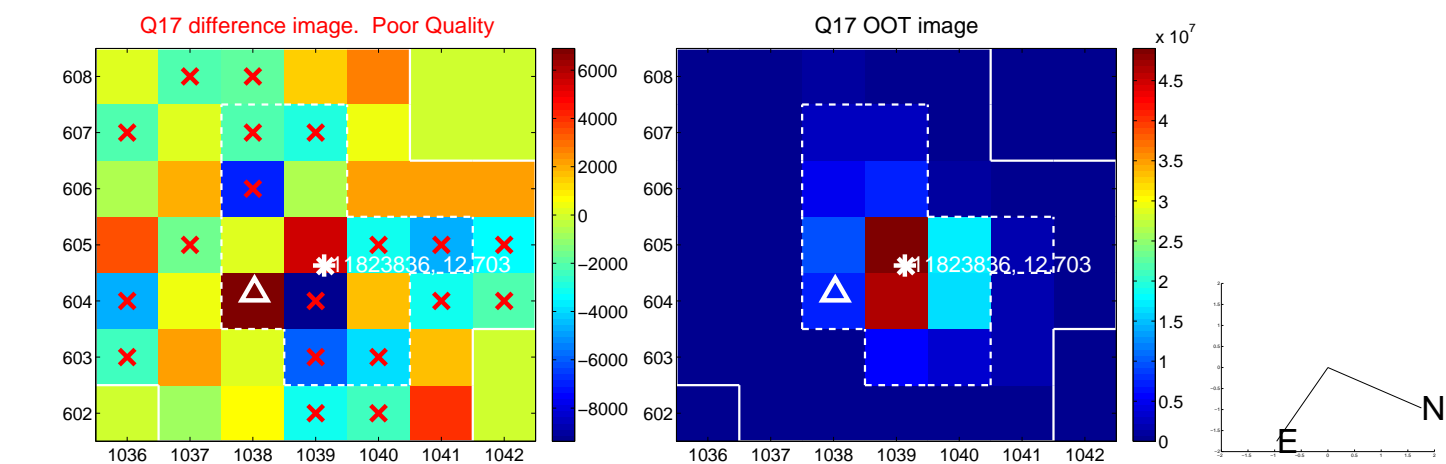
white \times : KIC target position; +: OOT centroid; \triangle : difference centroid. red \times : large negative pixel value.



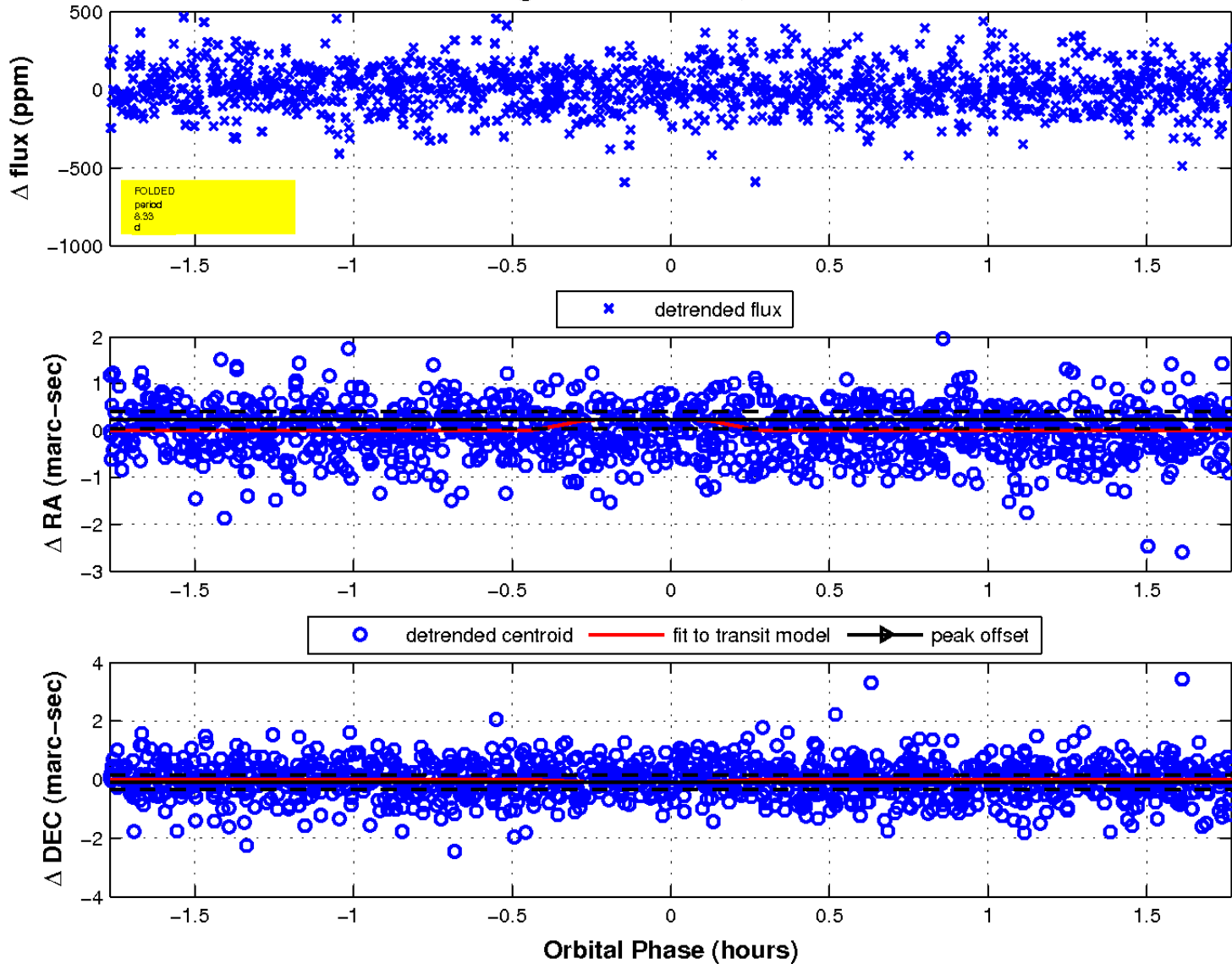
white \times : KIC target position; +: OOT centroid; \triangle : difference centroid. red \times : large negative pixel value.



white \times : KIC target position; $+$: OOT centroid; \triangle : difference centroid. red \times : large negative pixel value.

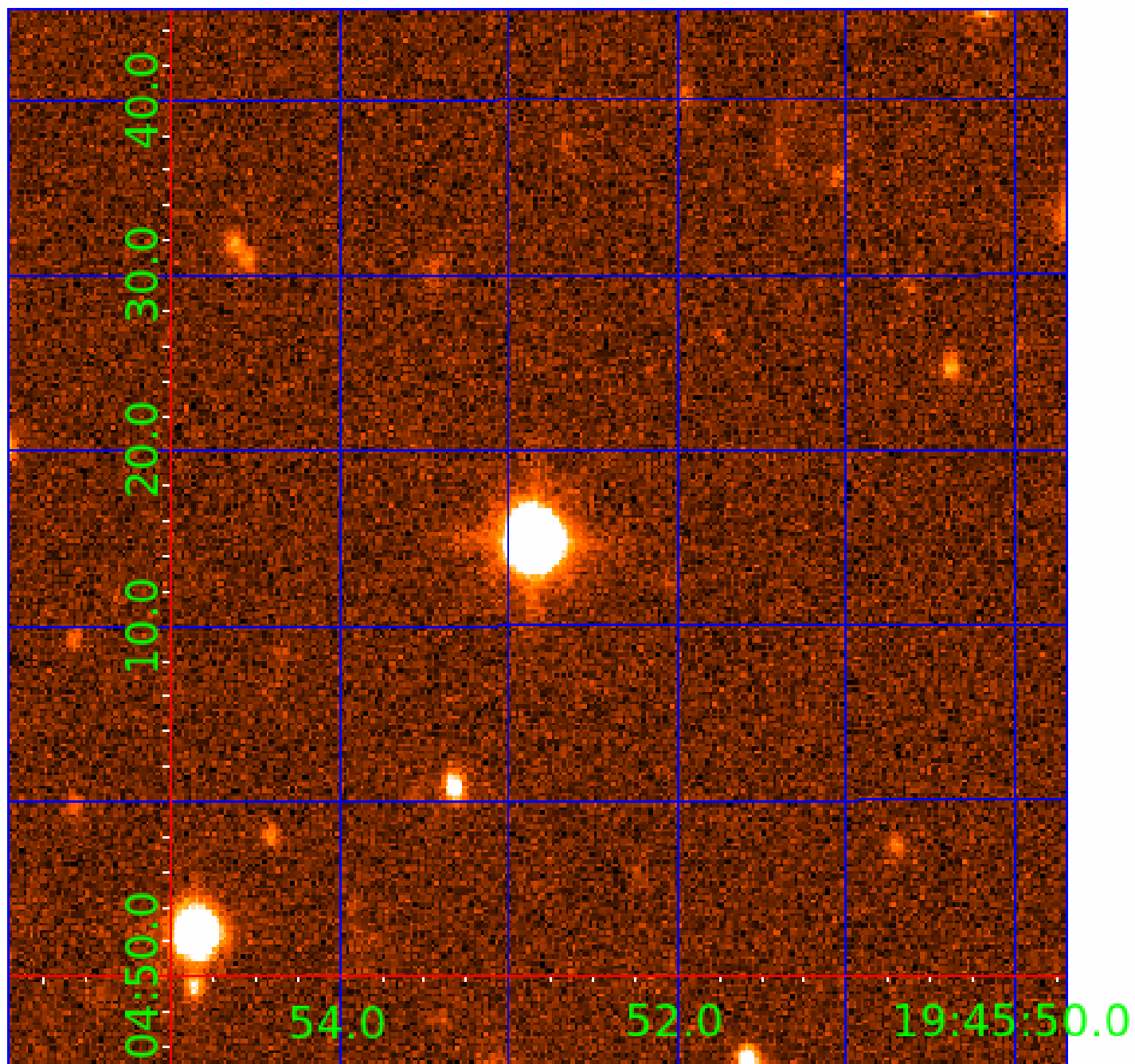


fluxWeightedCentroids, Planet 5 of 7



UKIRT Image

Declination



KIC 011823836

Q1-17 DR25 TCE Parameters

TCE	Run Type	KOI?	Period (Days)	Epoch (BKJD)	Depth (ppm)	Duration (Hours)	MES	SNR	R_{\star} (R_{\odot})	T_{\star} (K)	R_p (R_{\oplus})	S_p (S_{\oplus})
011823836-01	OBS	No	0.562252	131.989867	9.4	4.140	9.4	6.8	3.84	6977	1.27	0.00
011823836-02	OBS	No	18.264660	134.760922	214.8	1.697	11.2	13.5	3.84	6977	5.74	1115.94
011823836-03	OBS	No	15.878395	134.417445	340.2	0.578	12.5	14.5	3.84	6977	7.42	1344.98
011823836-04	OBS	No	11.333327	142.481634	246.7	1.253	12.7	16.5	3.84	6977	6.42	2108.53
011823836-05	OBS	No	8.330311	134.253320	432.5	0.589	13.8	18.8	3.84	6977	8.48	3178.64
011823836-06	OBS	No	3.099585	133.559616	56.5	1.304	12.2	7.3	3.84	6977	2.95	11877.33
011823836-07	OBS	No	11.445019	134.511939	172.8	2.076	11.2	12.7	3.84	6977	5.11	2081.14

Robovetter Results

TCE	Run Type	Disp	Score	N	S	C	E	Comments
011823836-01	OBS	FP	0.00	1	0	1	0	LPP_DV—LPP_ALT—HALO_GHOST
011823836-02	OBS	FP	0.00	1	0	0	0	INDIV_TRANS_RUBBLE—TRANS_GAPPED—LPP_DV—MOD_NONUNIQ_DV
011823836-03	OBS	FP	0.00	1	0	0	0	INDIV_TRANS_RUBBLE—TRANS_GAPPED—LPP_DV—MOD_NONUNIQ_DV
011823836-04	OBS	FP	0.00	1	0	0	0	INDIV_TRANS_RUBBLE_TRACKER—TRANS_GAPPED—LPP_DV—MOD_NONUNIQ_DV
011823836-05	OBS	FP	0.00	1	0	0	0	INDIV_TRANS_RUBBLE—TRANS_GAPPED—MOD_NONUNIQ_DV—CENT_FEW_DIFFS
011823836-06	OBS	FP	0.00	1	0	0	0	INDIV_TRANS_RUBBLE—TRANS_GAPPED—LPP_DV—MOD_NONUNIQ_DV—MOD_TER_DV—CENT_FEW_DIFFS
011823836-07	OBS	FP	0.00	1	0	0	0	INDIV_TRANS_RUBBLE—TRANS_GAPPED—LPP_DV—MOD_NONUNIQ_DV—CENT_FEW_DIFFS

Notes: OBS = Observed. INJ = Injected. INV = Inverted. SCR = Scrambled.

N = Not Transit-Like. S = Stellar Eclipse. C = Centroid Offset. E = Ephemeris Match.

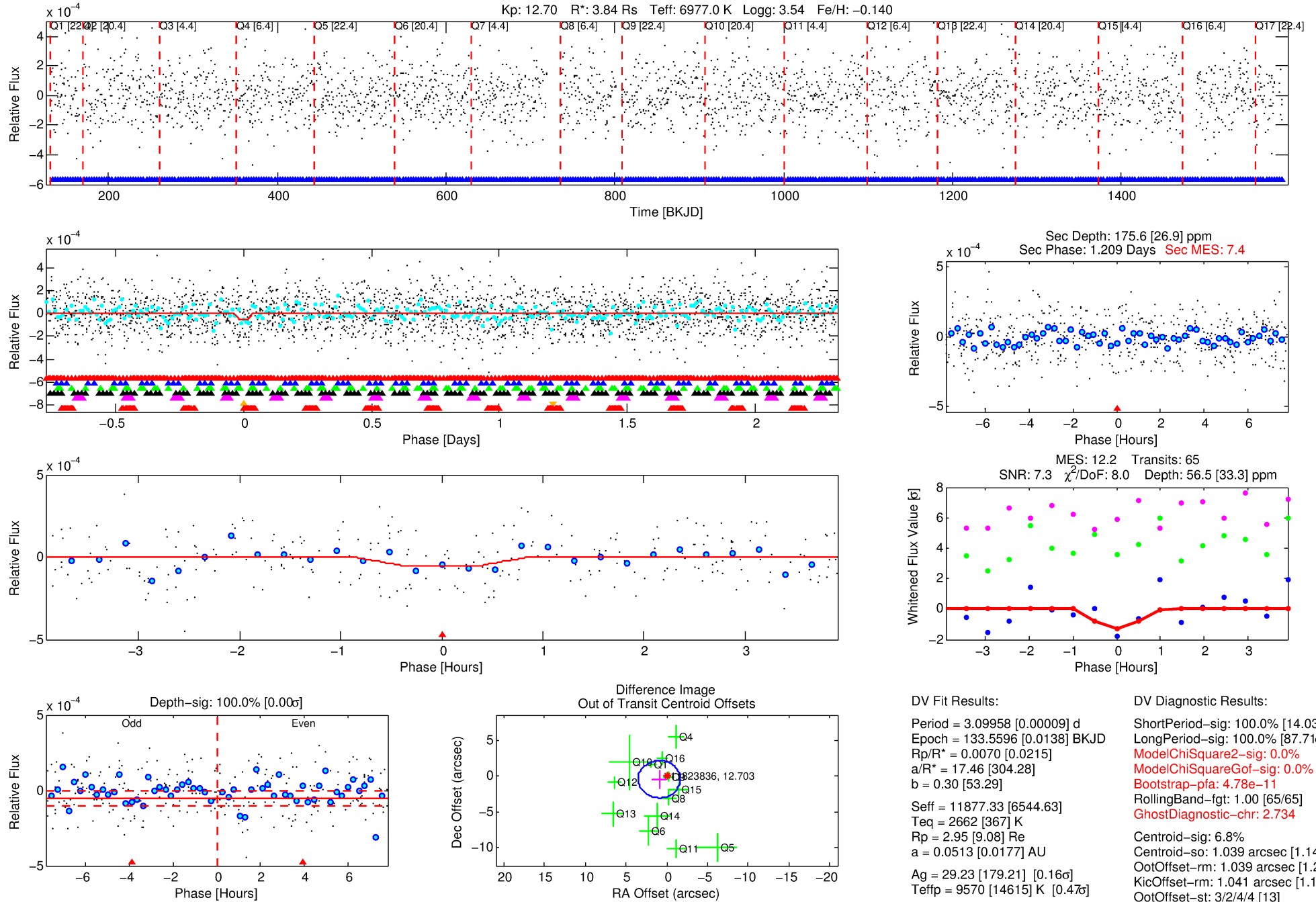
See http://exoplanetarchive.ipac.caltech.edu/docs/API_kepcandidate_columns.html#proj_disp_col for comment definitions.

Ephemeris Match Information For 011823836-06

No Significant Match Found

DV One-Page Summary

KIC: 11823836 Candidate: 6 of 7 Period: 3.100 d



DV Fit Results:

Period = 3.09958 [0.00009] d
Epoch = 133.5596 [0.0138] BKJD
Rp/R* = 0.0070 [0.0215]
a/R* = 17.46 [304.28]
b = 0.30 [53.29]
Seff = 11877.33 [6544.63]
Teq = 2662 [367] K
Rp = 2.95 [9.08] Re
a = 0.0513 [0.0177] AU
Ag = 29.23 [179.21] [0.16 σ]
Teff = 9570 [14615] K [0.47 σ]

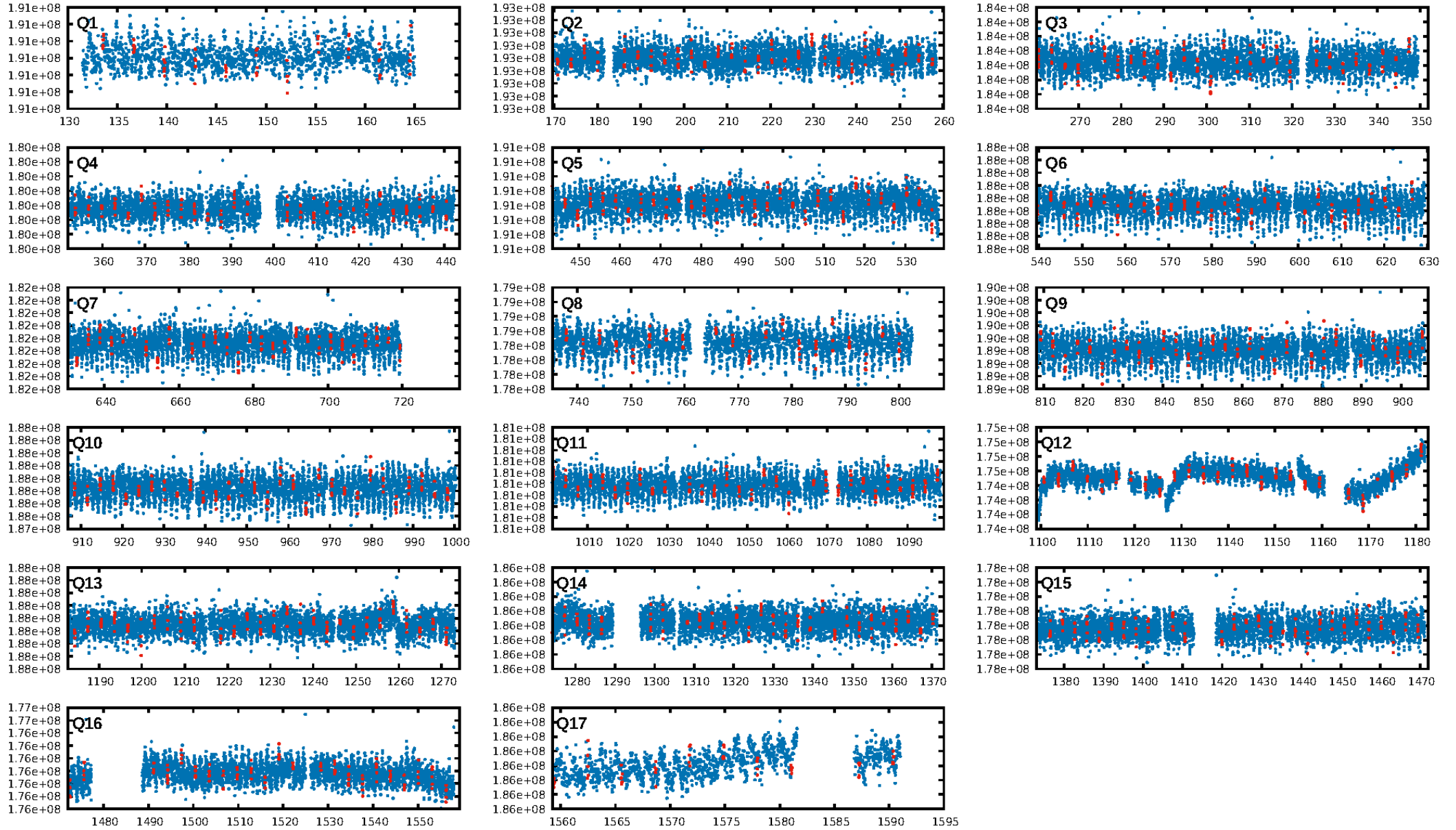
DV Diagnostic Results:

ShortPeriod-sig: 100.0% [14.03 σ]
LongPeriod-sig: 100.0% [87.71 σ]
ModelChiSquare2-sig: 0.0%
ModelChiSquareGof-sig: 0.0%
Bootstrap-pfa: 4.78e-11
RollingBand-fgt: 1.00 [65/65]
GhostDiagnostic-chr: 2.734
Centroid-sig: 6.8%
Centroid-so: 1.039 arcsec [1.14 σ]
OotOffset-rm: 1.039 arcsec [1.20 σ]
KicOffset-rm: 1.041 arcsec [1.15 σ]
OotOffset-st: 3/2/4/4 [13]
KicOffset-st: 3/2/4/4 [13]
DiffImageQuality-fgm: 0.08 [1/13]
DiffImageOverlap-fno: 0.00 [0/17]

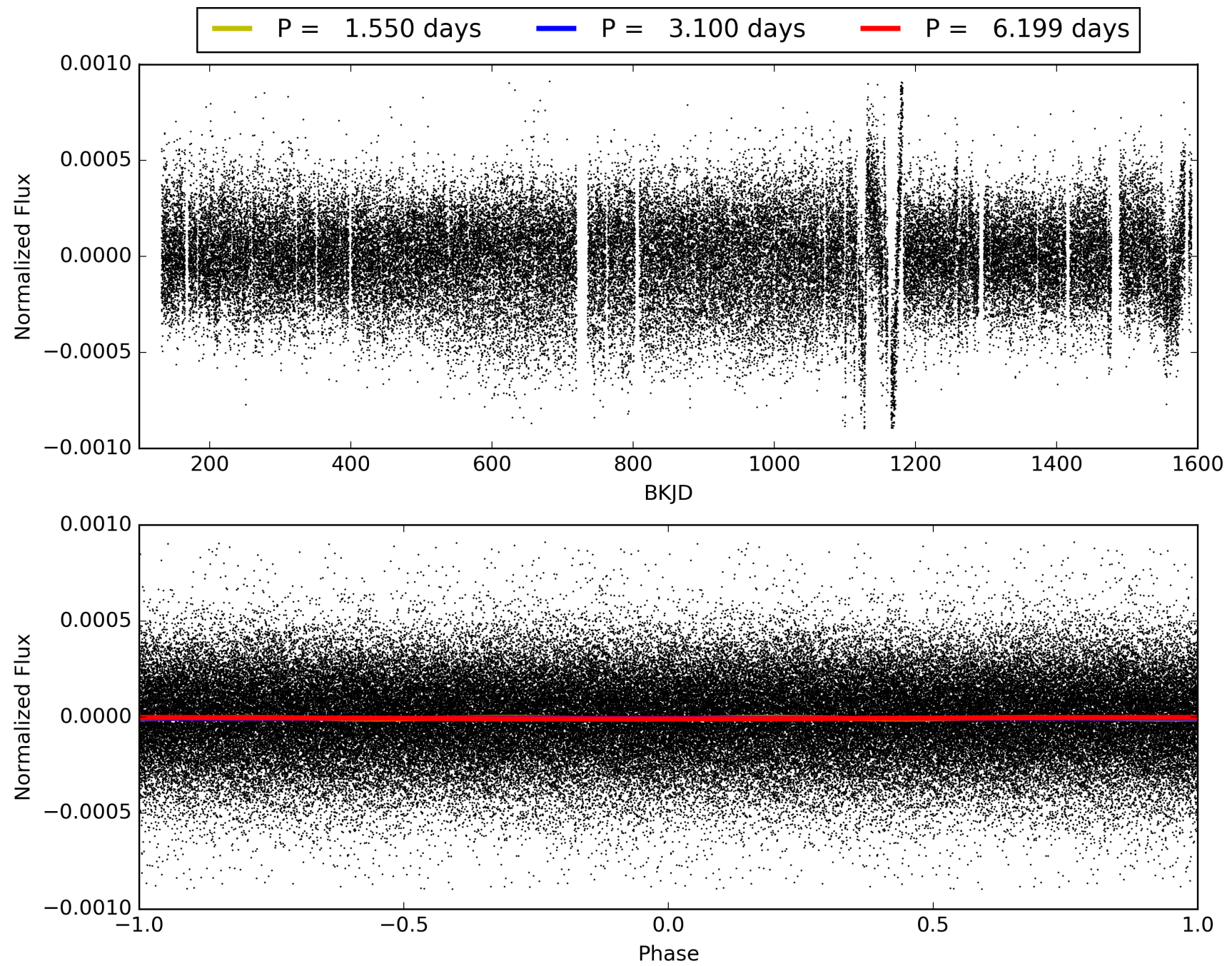
Software Revision: svn+ssh://murzim/repo/soc/tags/release/9.3.42@60958 -- Date Generated: 30-Jan-2016 04:55:36 Z

This Data Validation Report Summary was produced in the Kepler Science Operations Center Pipeline at NASA Ames Research Center

TCE 011823836-06, PDC Light Curves

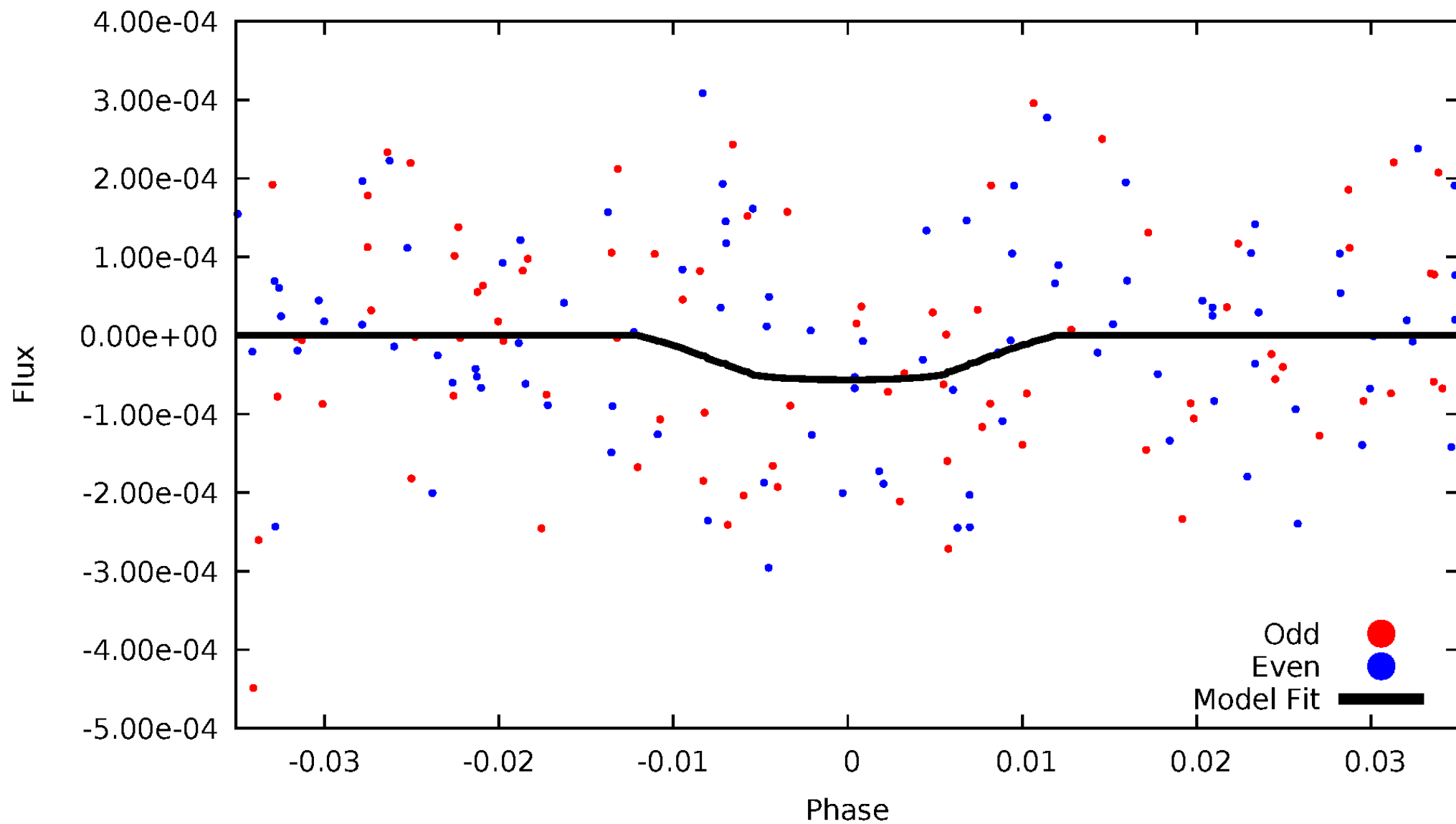


TCE 011823836-06



DV Odd/Even

TCE 011823836-06

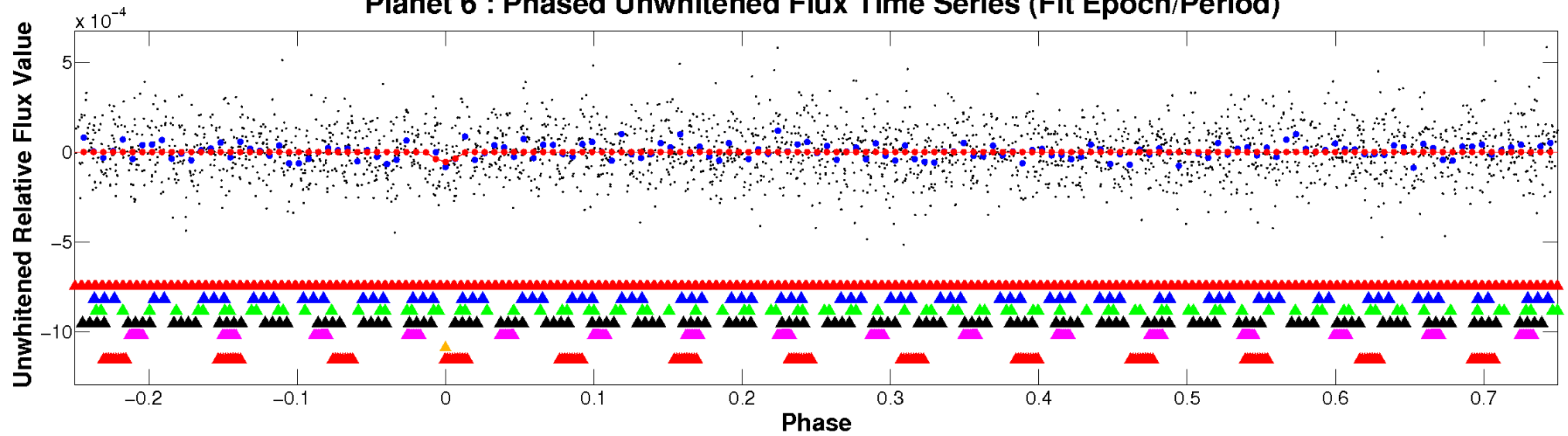


ALT Odd/Even

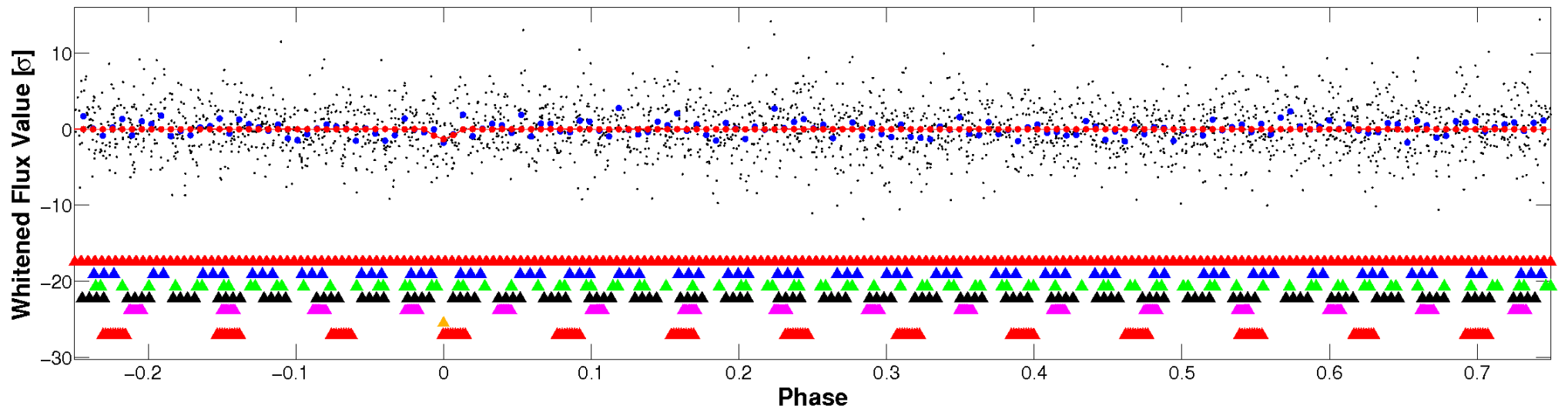
This plot does not exist for this TCE.

Non-Whitened Vs. Whitened Light Curve

Planet 6 : Phased Unwhitened Flux Time Series (Fit Epoch/Period)

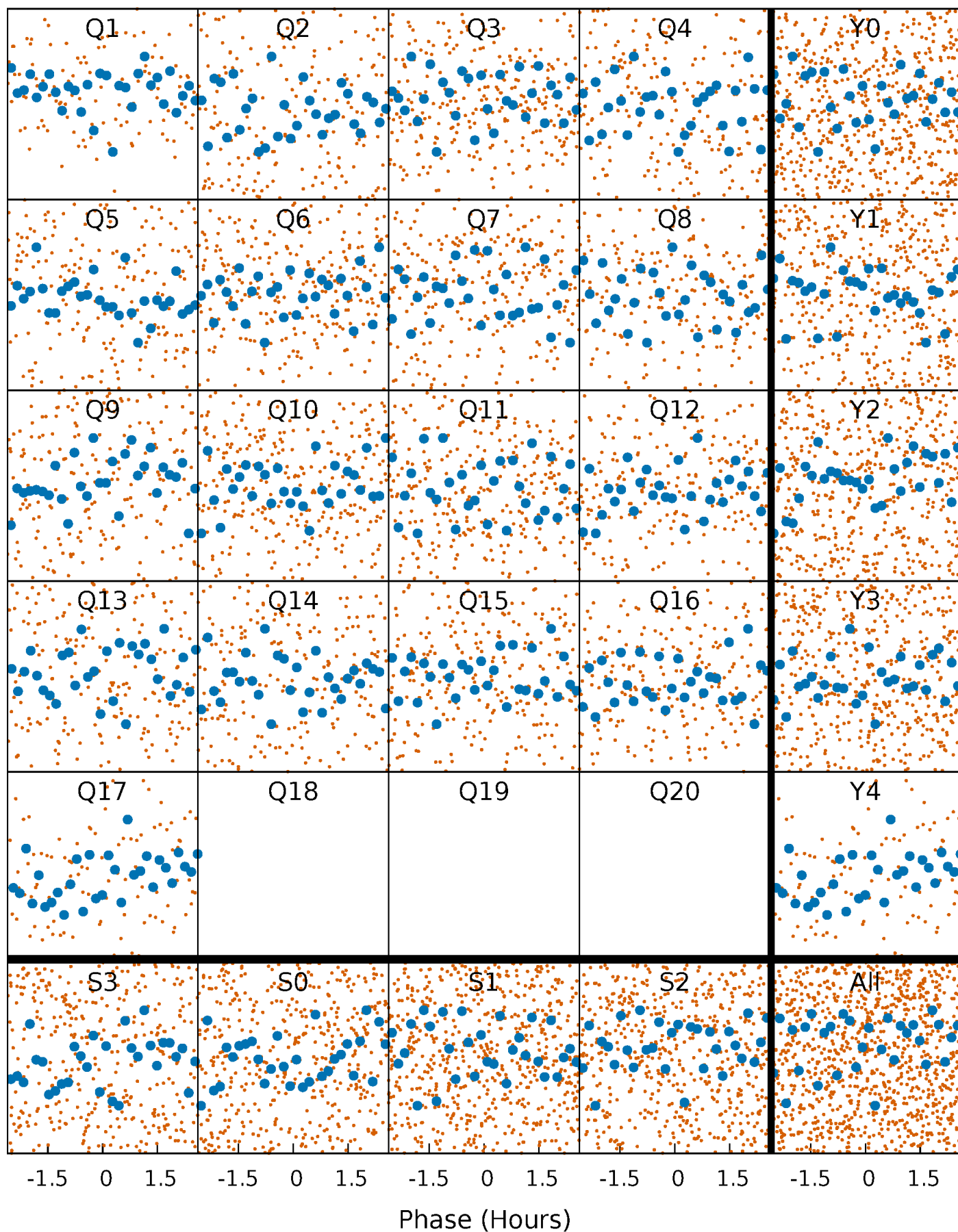


Planet 6 : Phased Whitened Flux Time Series (Fit Epoch/Period)



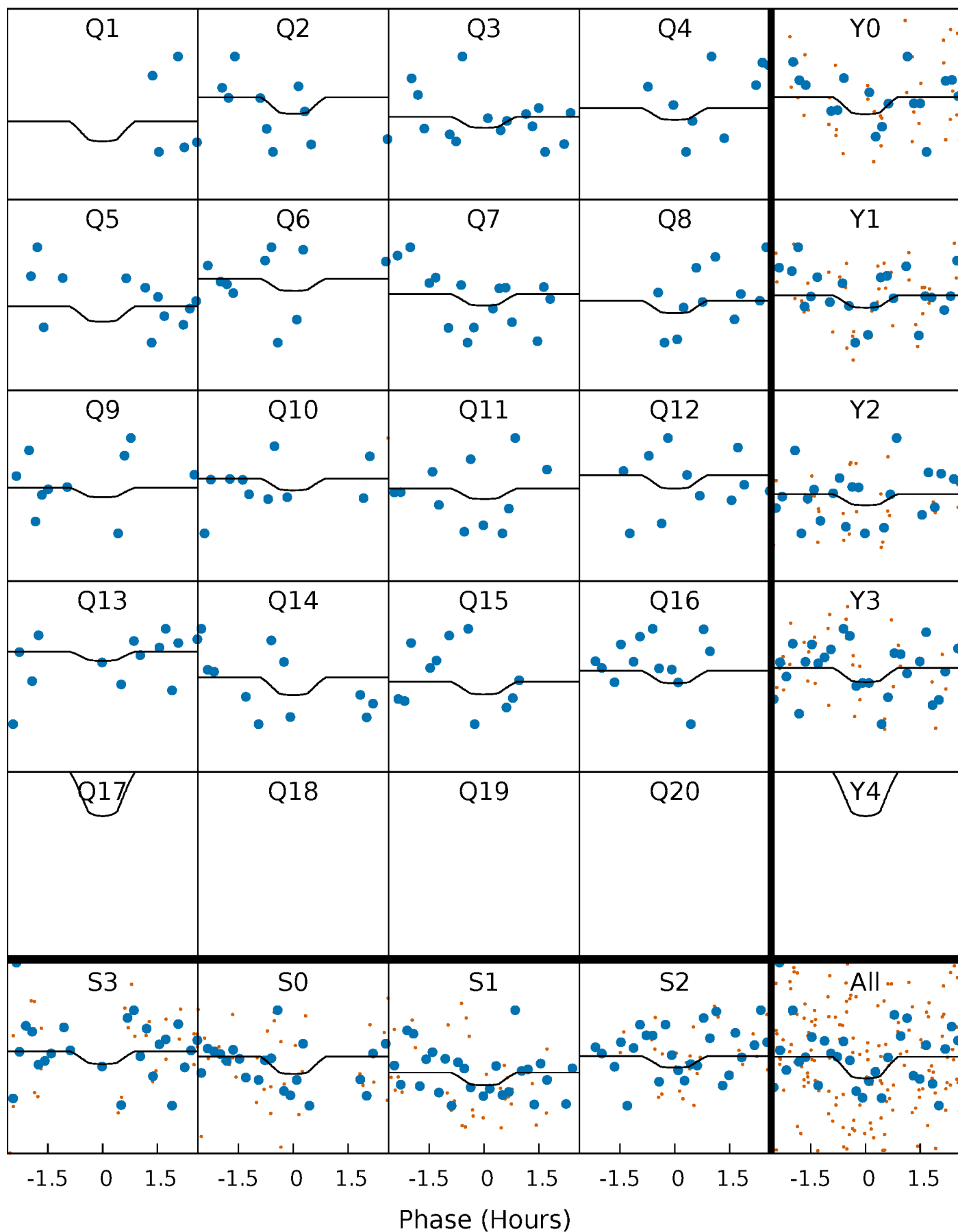
PDC Quarter-Phased Transit Curves

TCE 011823836-06 P= 3.099584 Days $T_0=133.559616$ (BKJD)



DV Quarter-Phased Transit Curves

TCE 011823836-06 P= 3.099584 Days $T_0=133.559616$ (BKJD)

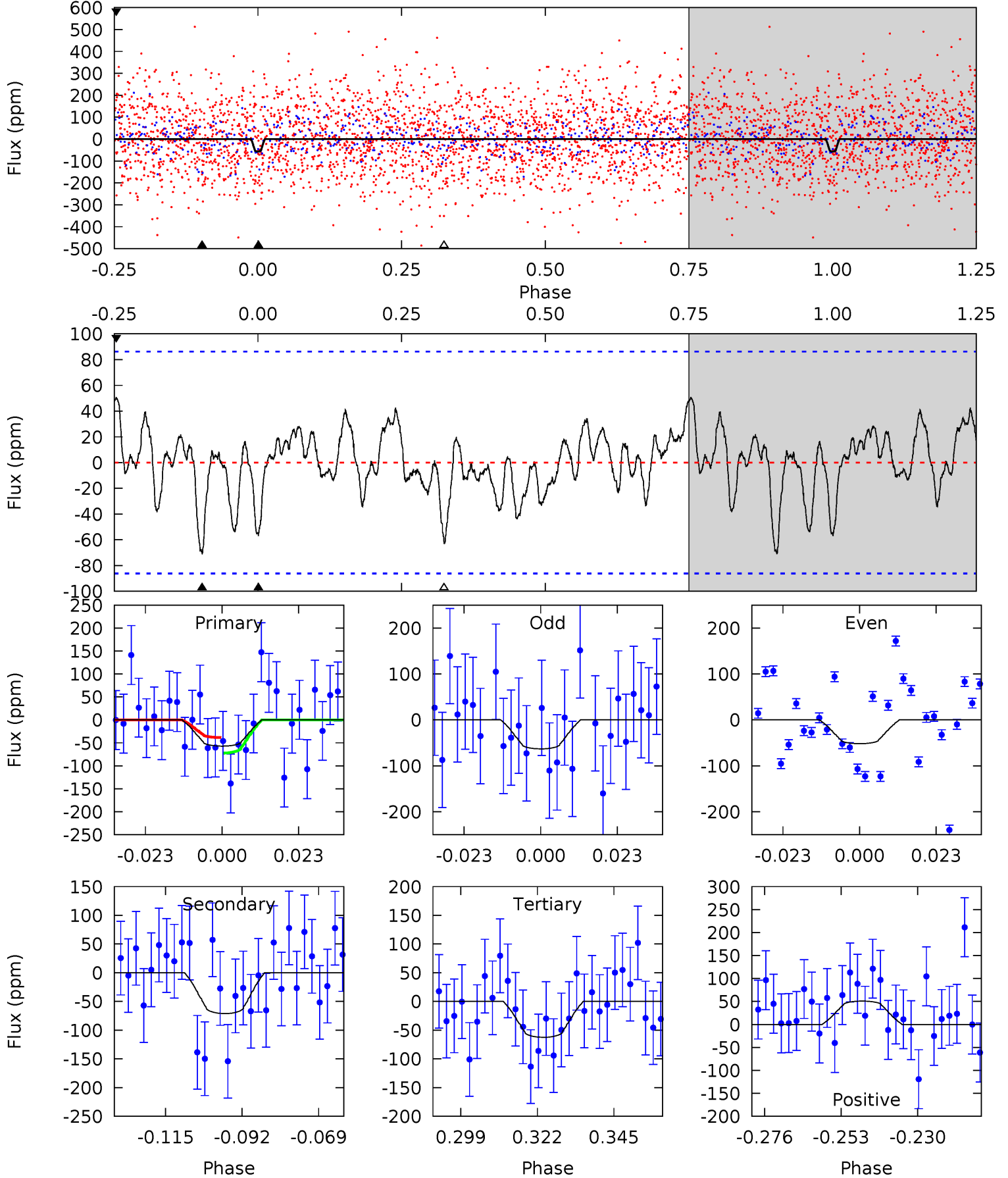


This plot does not exist for this TCE.

DV Model-Shift Uniqueness Test

011823836-06, P = 3.099584 Days, E = 130.460032 Days

Pri	Sec	Ter	Pos	FA ₁	FA ₂	F _{Red}	Pri-Ter	Pri-Pos	Sec-Ter	Sec-Pos	Odd-Evn	DMM	Shape	TAT
3.22	4.02	3.53	2.87	4.86	2.27	1.16	-0.31	0.35	0.49	1.15	0.33	1.09	0.42	0.95



Alt Model-Shift Uniqueness Test

This plot does not exist for this TCE.

Stellar Parameters For KIC 011823836

	$T_{\text{eff}}(K)$	$\log(g)$	[Fe/H]	$R (R_{\odot})$	$M(M_{\odot})$	$p_{\star} (\text{g}\cdot\text{cm}^{-3})$
	6977^{+188}_{-229}	$3.543^{+0.308}_{-0.082}$	$-0.140^{+0.300}_{-0.250}$	$3.840^{+0.255}_{-1.444}$	$1.878^{+0.208}_{-0.337}$	$0.047^{+0.111}_{-0.009}$
	+3%/-3%	+9%/-2%	+214%/-179%	+7%/-38%	+11%/-18%	+237%/-19%
Source	PHO1	FLK73	KIC0	DSEP		

KIC = Kepler Input Catalog; PHO = Photometry; SPE = Spectroscopy; AST = Asteroseismology
 TRA = Transits; DESP = Dartmouth Models; MULT = Multiple Models

Secondary Eclipse Parameters for KIC 011823836-06 / KOI

Detrend	Depth (ppm)	$R_p (R_{\oplus})$	$T_{max} (K)$	$T_{obs} (K)$	A_{obs}
DV	-71 ± 18	$6.89^{+7.46}_{-4.72}$	3678^{+173}_{-267}	4760^{+4125}_{-1524}	$2.142^{+18.449}_{-1.653}$
Alt.	N/A	N/A	N/A	N/A	N/A

T_{max} = Theoretical Maximum Planetary Temperature
 T_{obs} = Observed Planetary Temperature (Assuming $A=0.3$)
 A_{obs} = Observed Albedo (Assuming $T=0$)

If a secondary eclipse is present, the system is likely an EB if $T_{obs} \gg T_{max}$ AND $A_{obs} \gg 1.0$

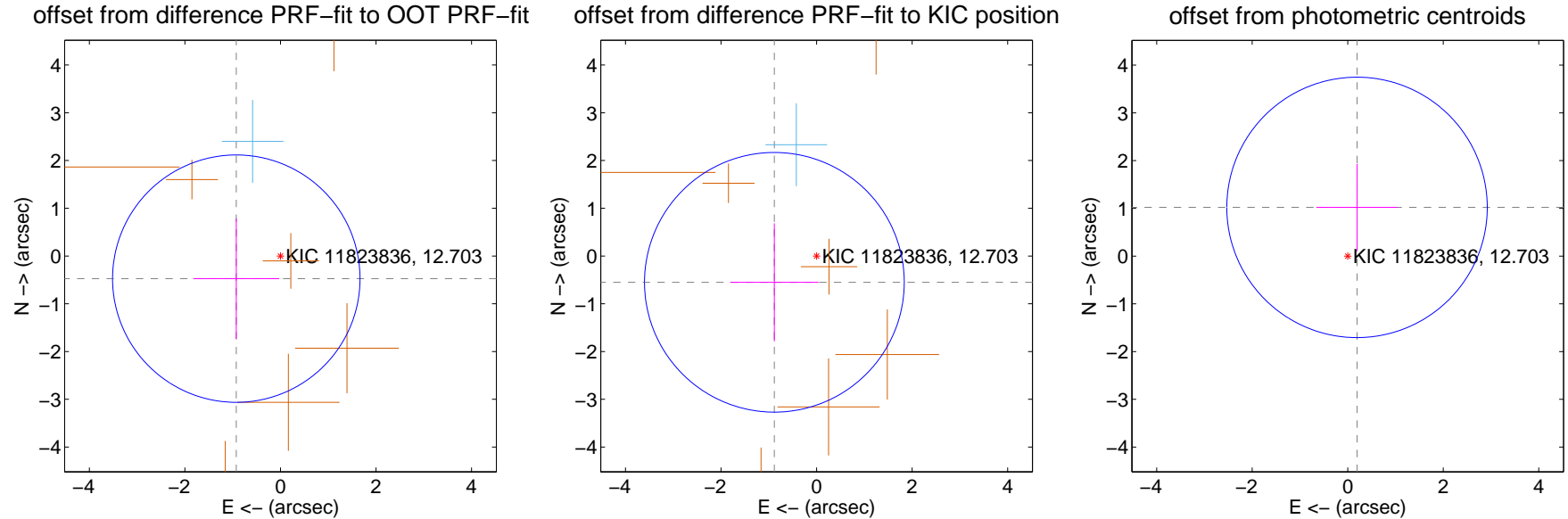
DV Centroid Data

Supplemental centroid analysis for 011823836-06. Kepler magnitude: 12.70. Transit SNR 7.29

There are 1 quarters with good PRF difference image offsets

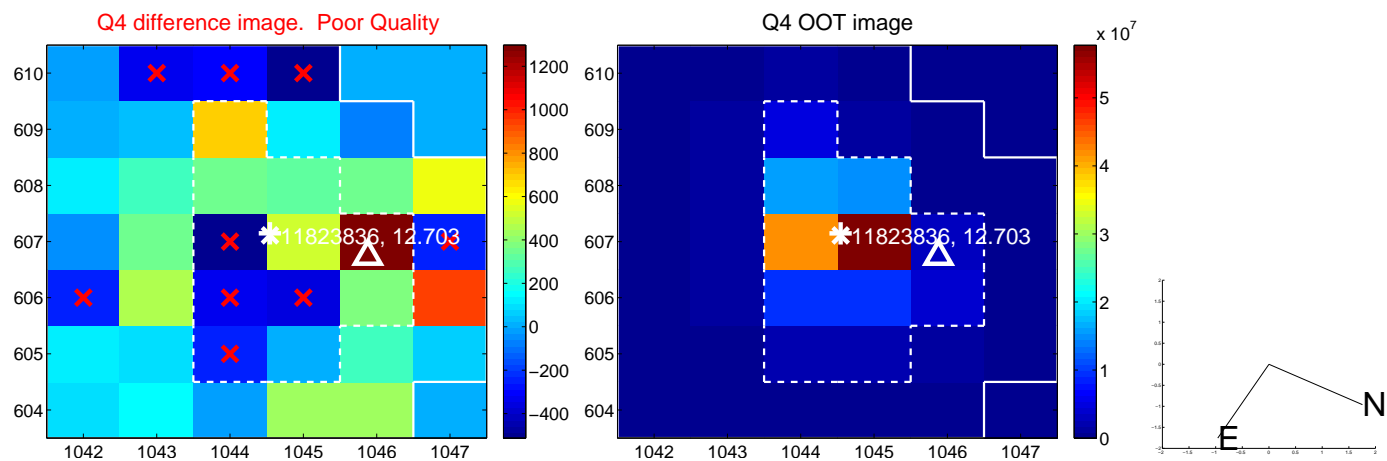
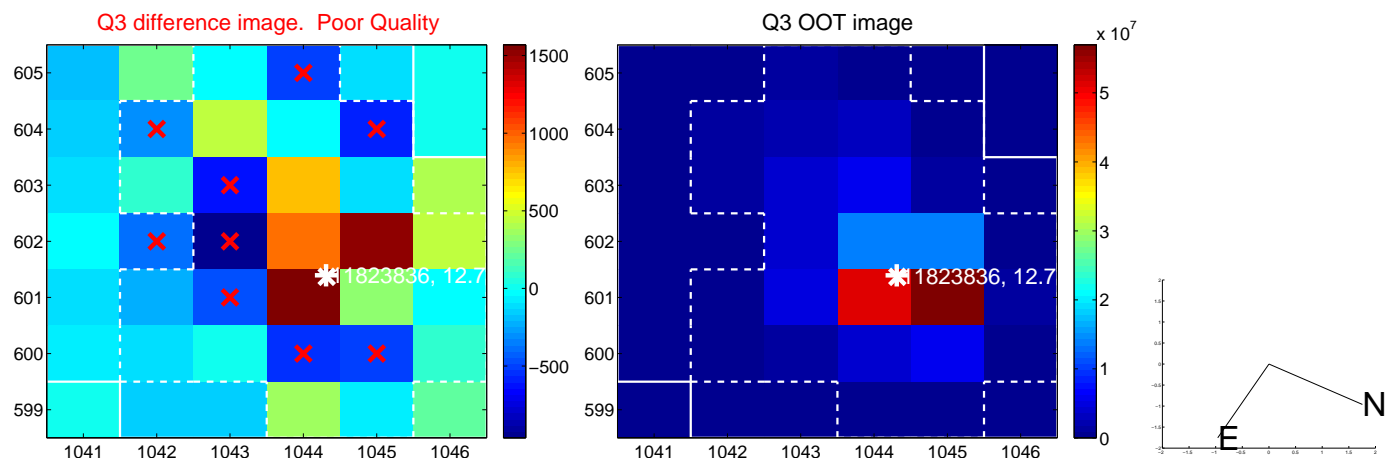
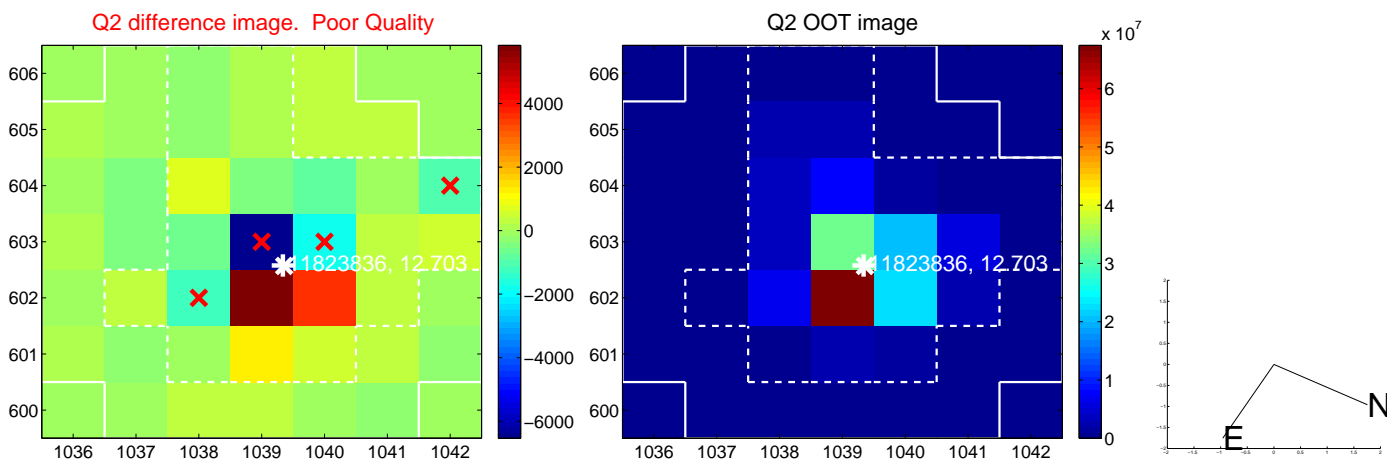
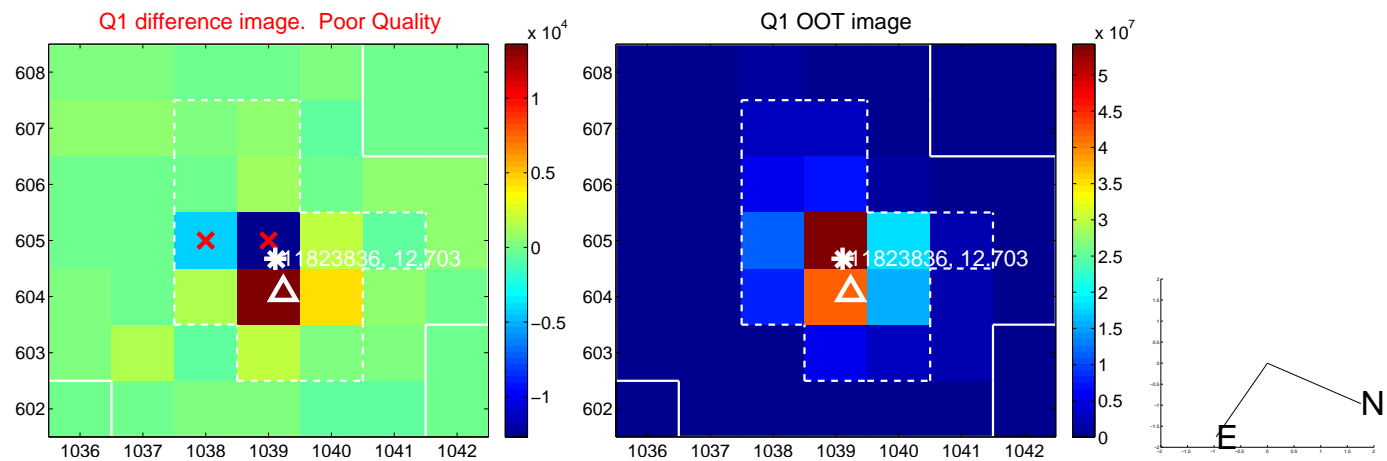
The direct PRF centroid is offset from the target star catalog position by about 0.17 arcsec

	Distance in arcsec	Distance / σ	Δ RA	Δ Dec
PRF-fit source offset from OOT	1.039 ± 0.863	1.20	0.924 ± 0.899	-0.474 ± 1.260
PRF-fit source offset from KIC position	1.041 ± 0.906	1.15	0.883 ± 0.925	-0.550 ± 1.236
photometric centroid source offset	1.04 ± 0.91	1.14	-0.19 ± 0.85	1.02 ± 0.91

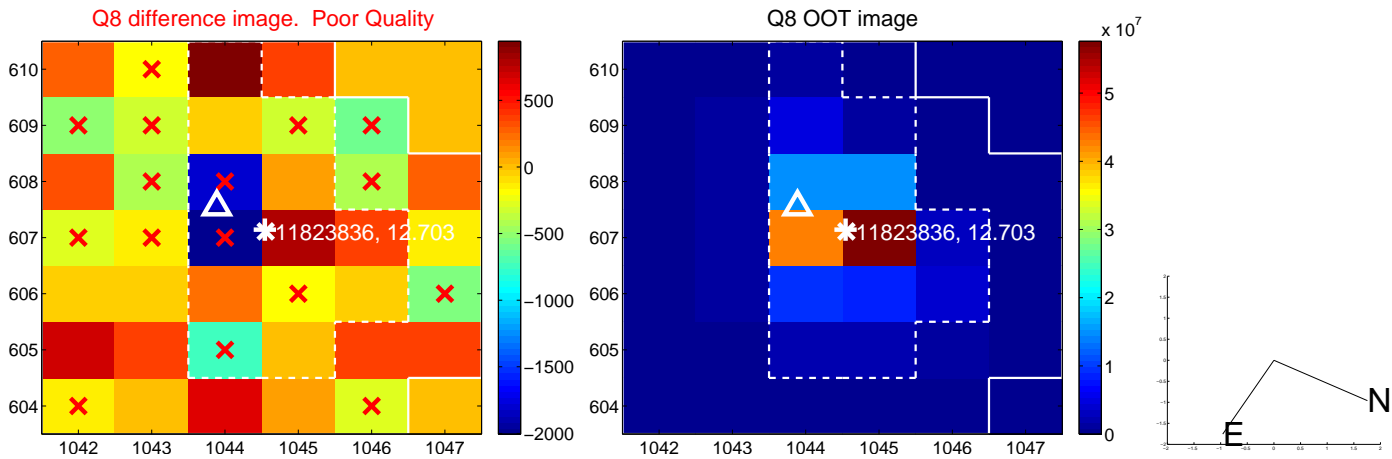
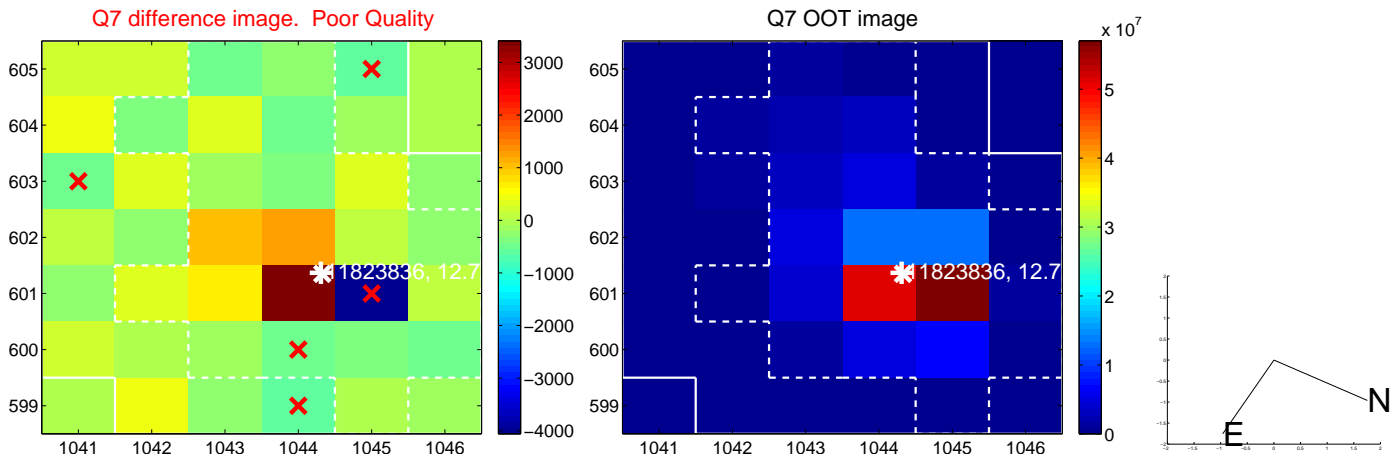
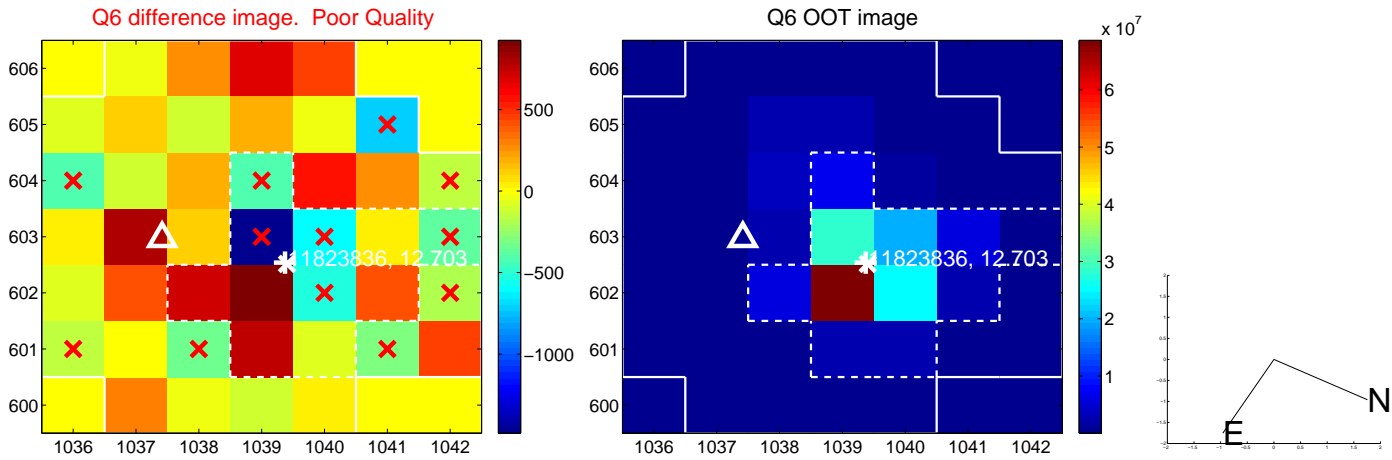
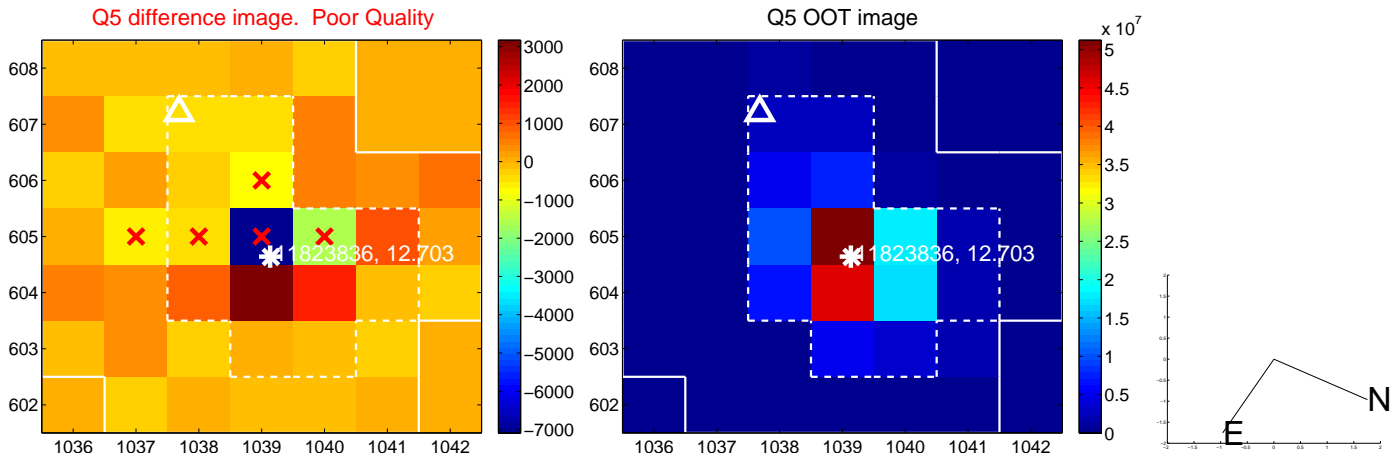


Centroid source offsets from the target star reconstructed from PRF and photometric centroids. Sky blue crosses: good quarterly centroid offsets; Vermillion crosses: bad quarterly centroid offsets; magenta cross: average over quarters. Length of the crosses: one- σ uncertainty. Blue circle: three- σ . Red *: target star. Blue *: Other stars. Text next to a star gives its KIC ID and kepmag. KIC IDs > 15,000,000 are from the UKIRT catalog.

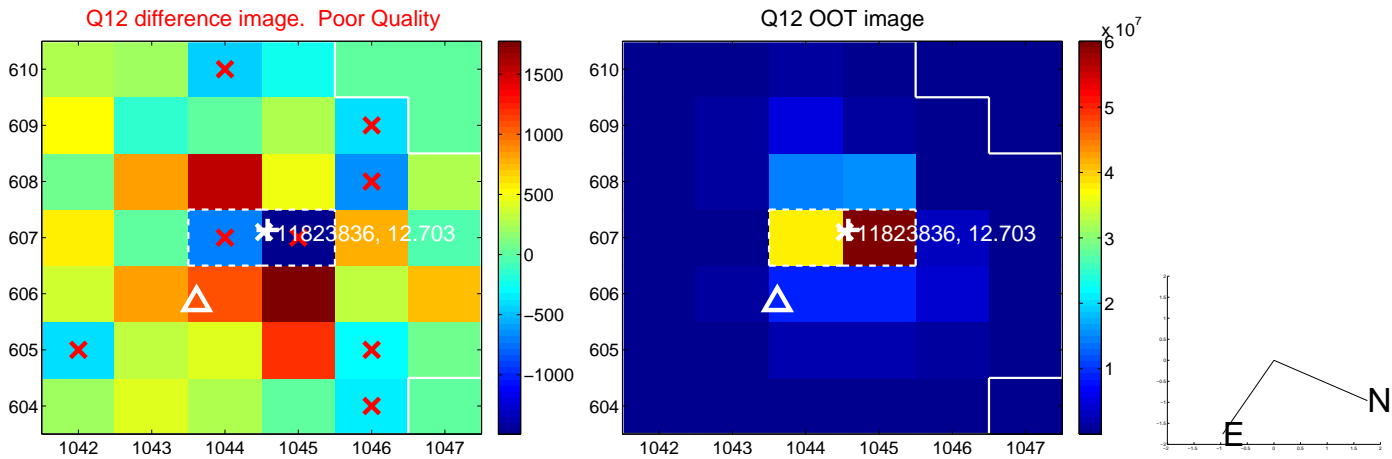
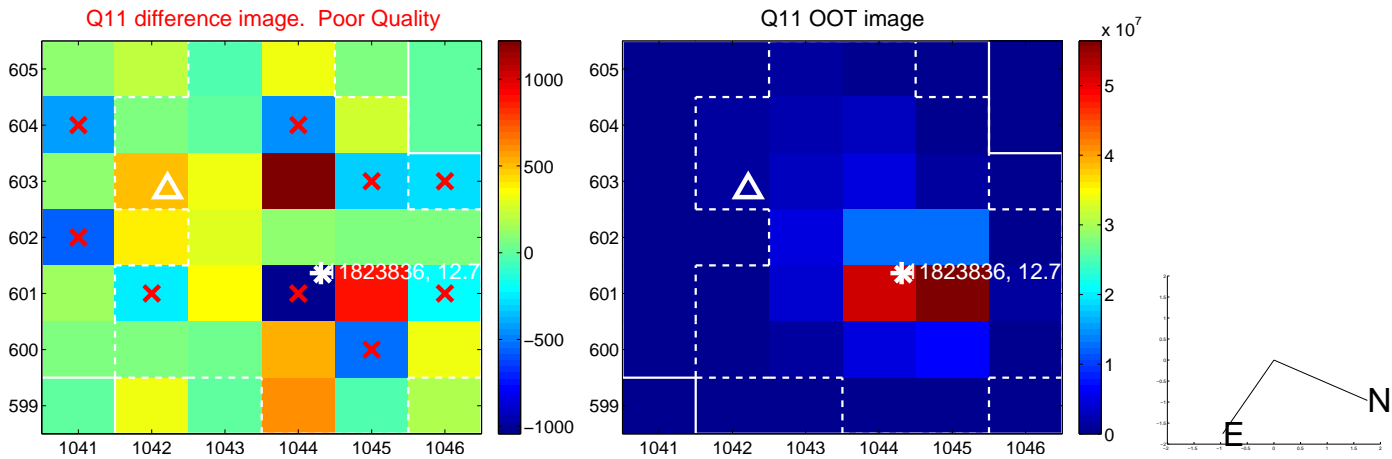
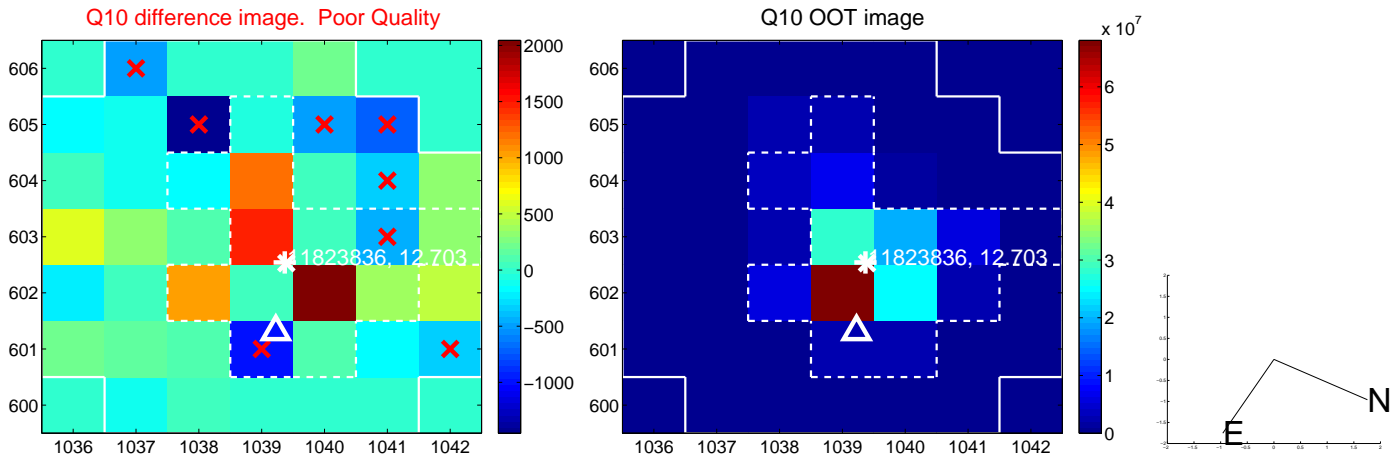
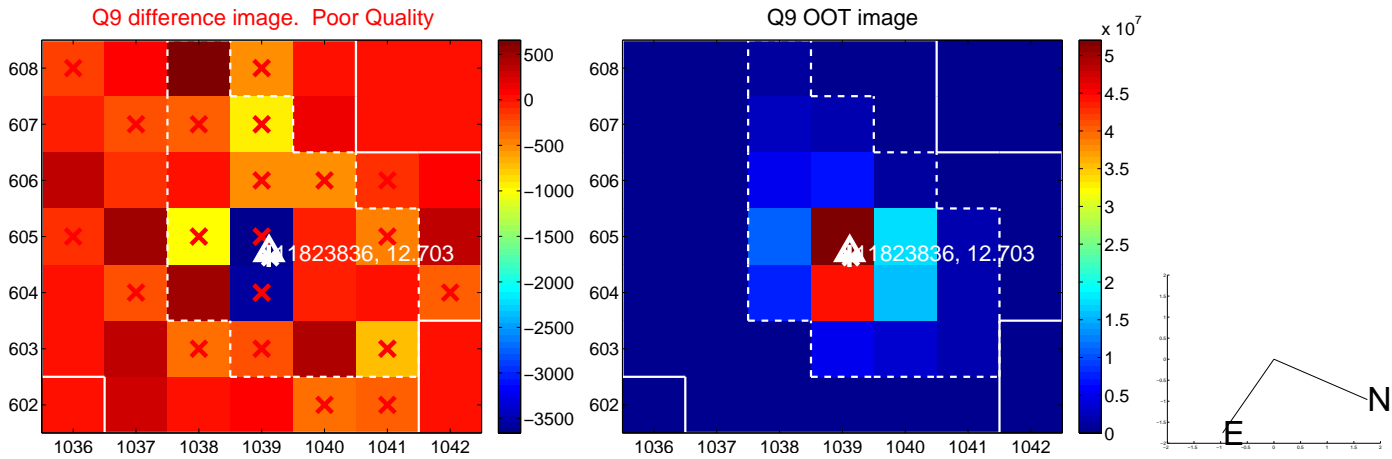
white \times : KIC target position; +: OOT centroid; \triangle : difference centroid. red \times : large negative pixel value.



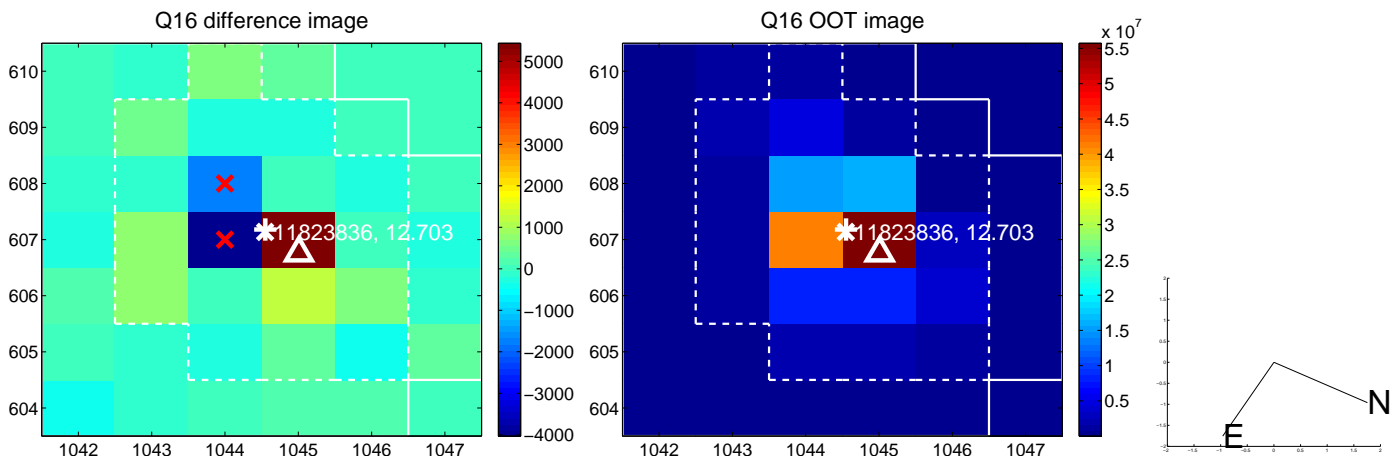
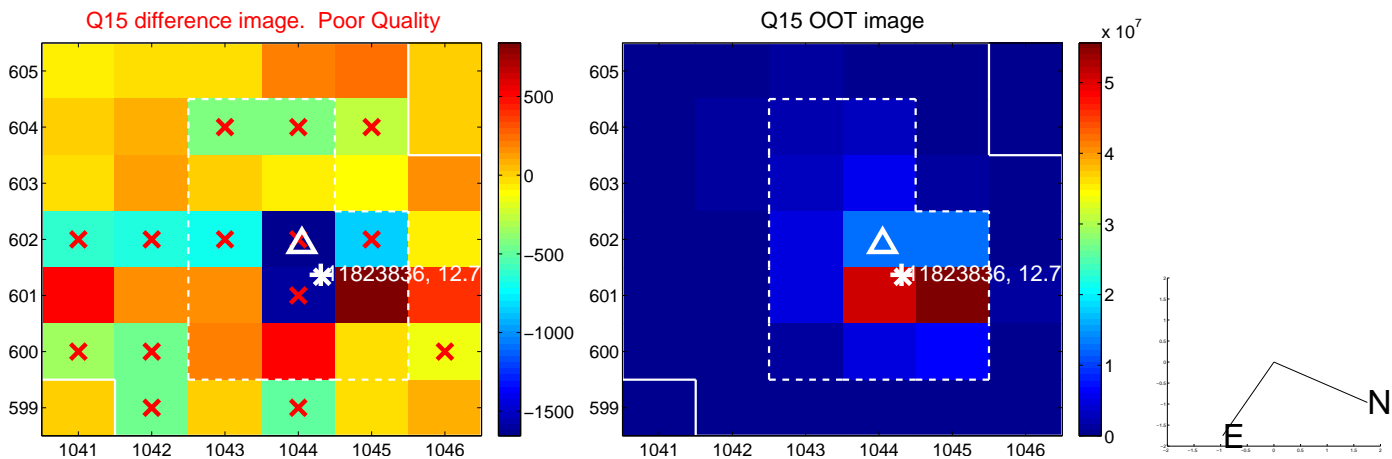
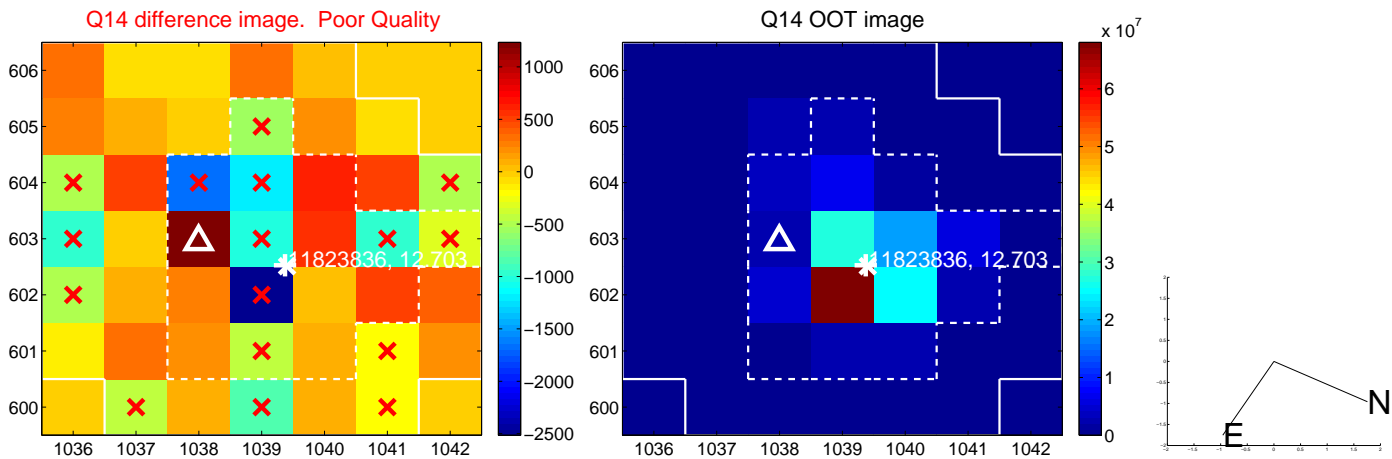
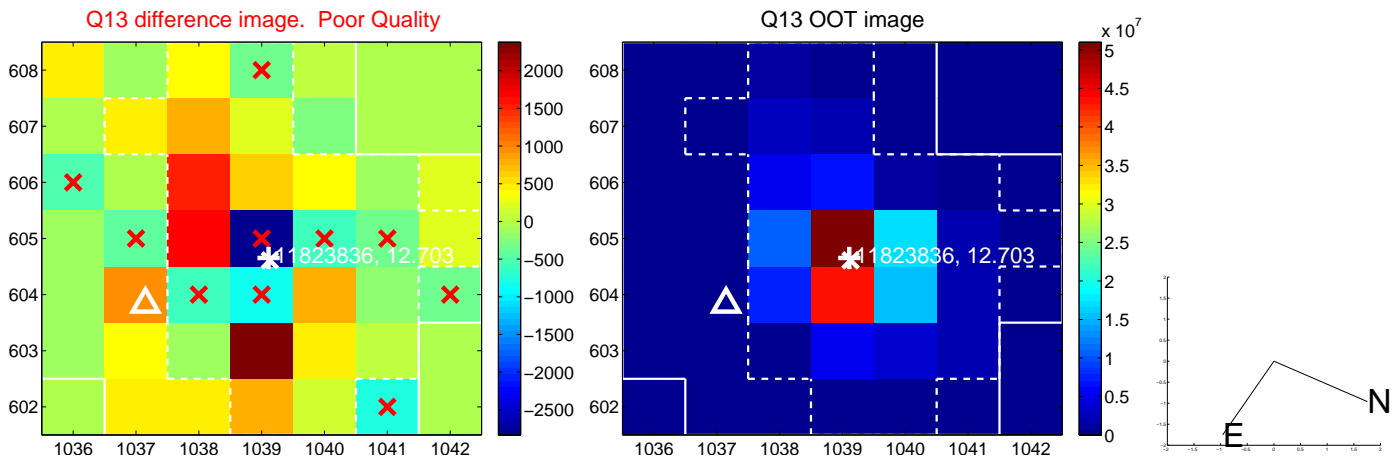
white \times : KIC target position; +: OOT centroid; \triangle : difference centroid. red \times : large negative pixel value.



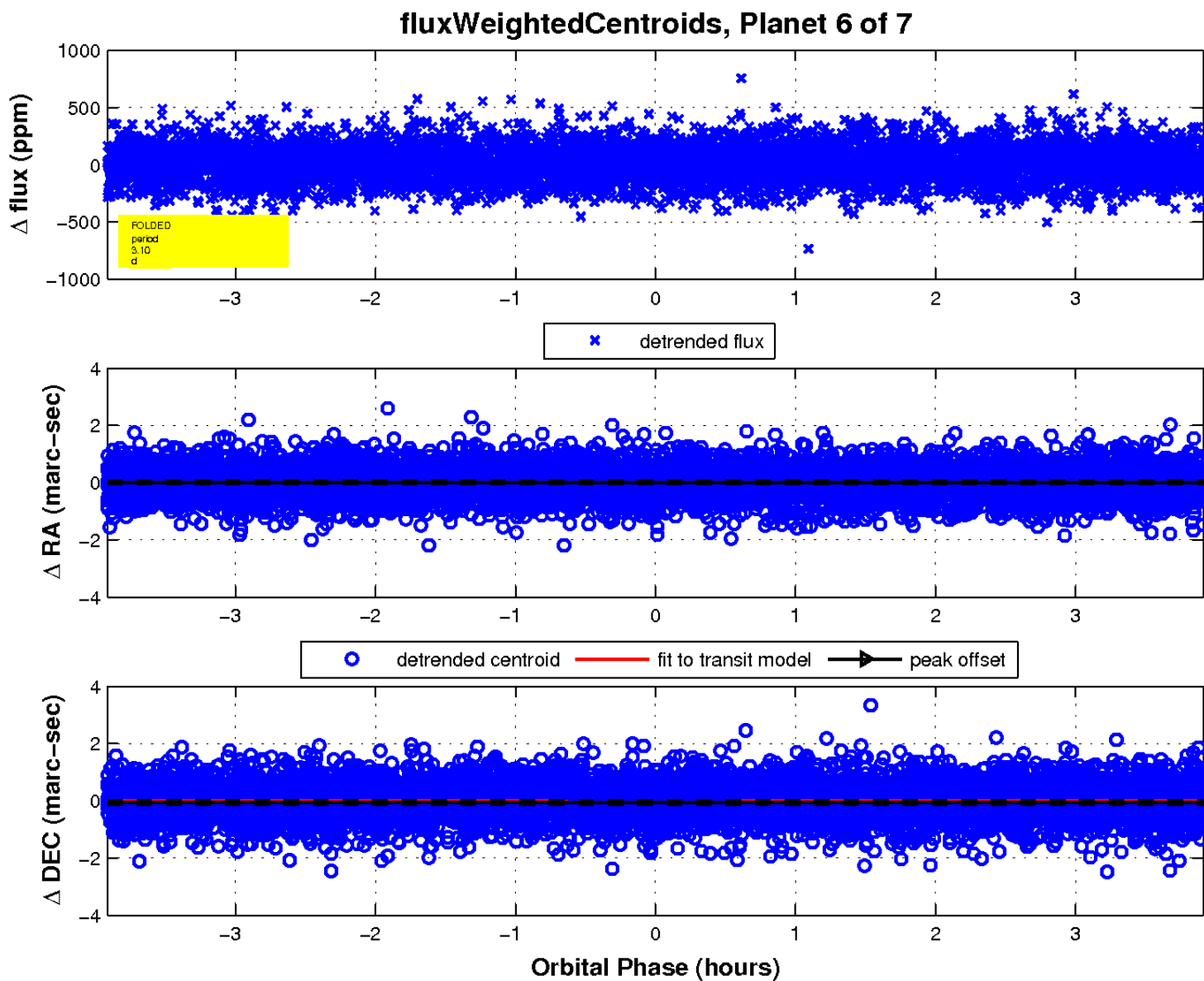
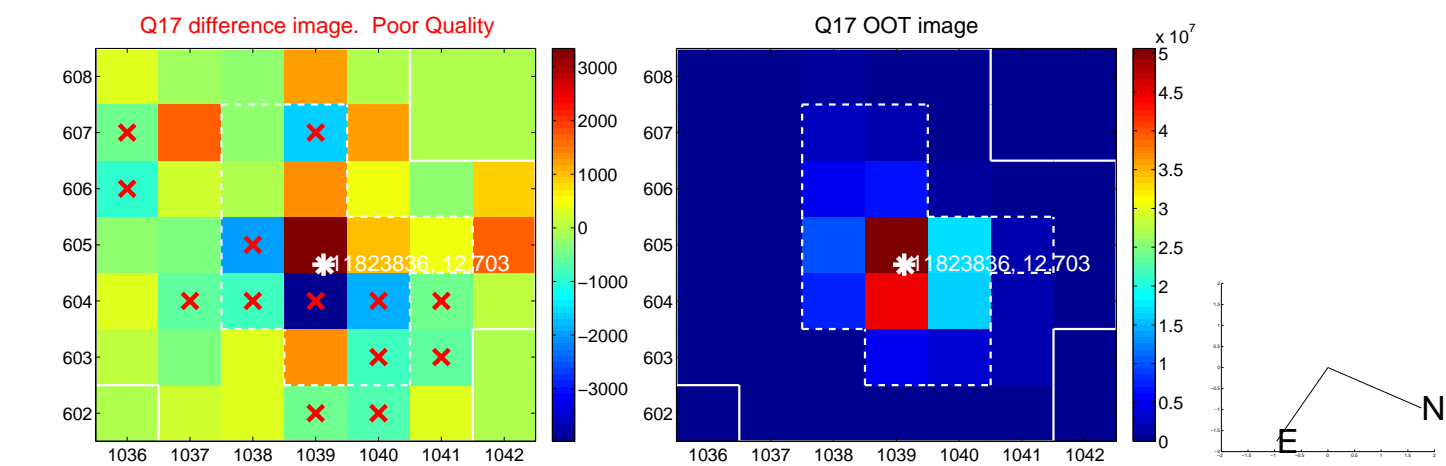
white \times : KIC target position; +: OOT centroid; \triangle : difference centroid. red \times : large negative pixel value.



white \times : KIC target position; +: OOT centroid; \triangle : difference centroid. red \times : large negative pixel value.

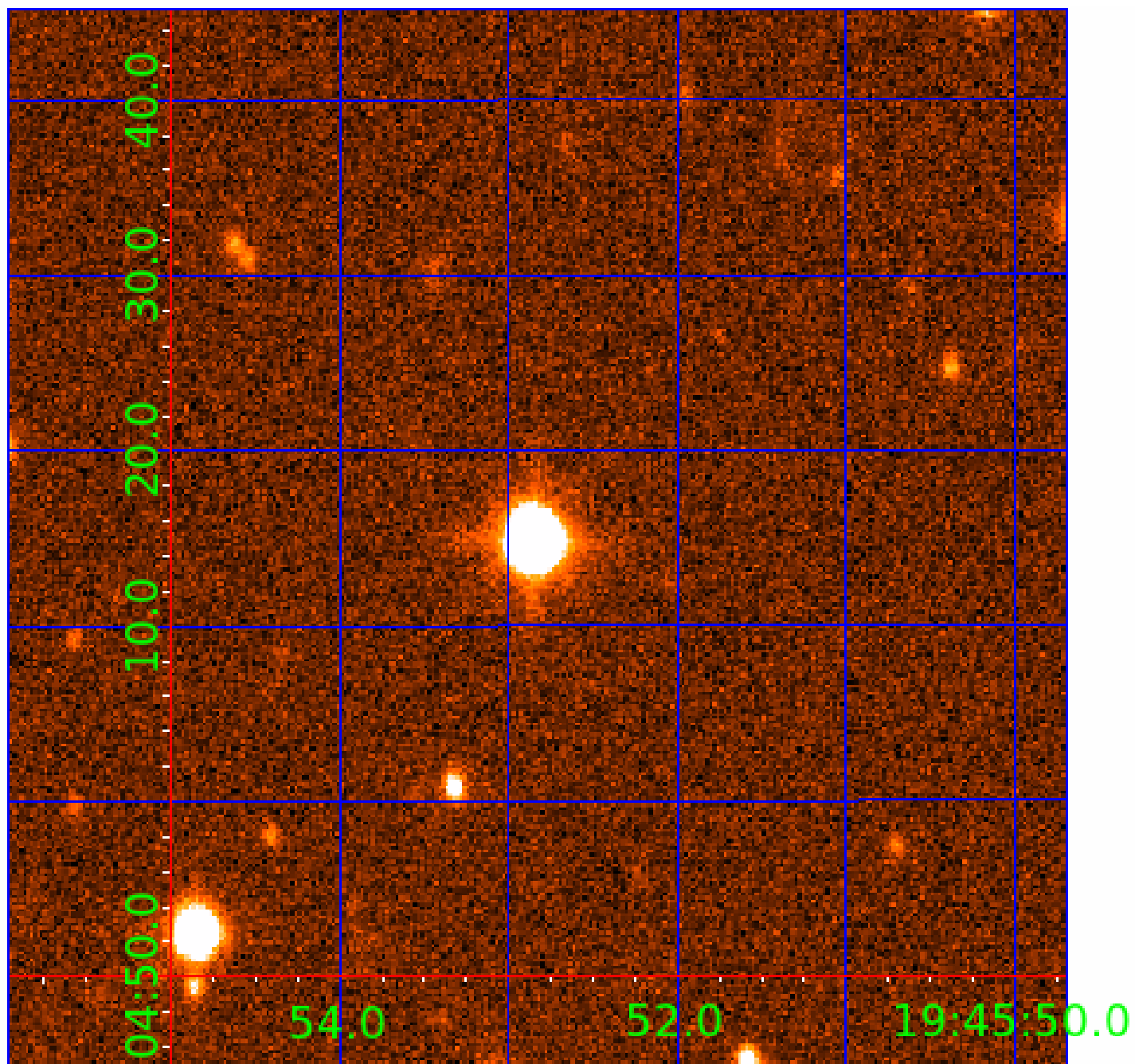


white \times : KIC target position; $+$: OOT centroid; \triangle : difference centroid. red \times : large negative pixel value.



UKIRT Image

Declination



KIC 011823836

Q1-17 DR25 TCE Parameters

TCE	Run Type	KOI?	Period (Days)	Epoch (BKJD)	Depth (ppm)	Duration (Hours)	MES	SNR	R_{\star} (R_{\odot})	T_{\star} (K)	R_p (R_{\oplus})	S_p (S_{\oplus})
011823836-01	OBS	No	0.562252	131.989867	9.4	4.140	9.4	6.8	3.84	6977	1.27	0.00
011823836-02	OBS	No	18.264660	134.760922	214.8	1.697	11.2	13.5	3.84	6977	5.74	1115.94
011823836-03	OBS	No	15.878395	134.417445	340.2	0.578	12.5	14.5	3.84	6977	7.42	1344.98
011823836-04	OBS	No	11.333327	142.481634	246.7	1.253	12.7	16.5	3.84	6977	6.42	2108.53
011823836-05	OBS	No	8.330311	134.253320	432.5	0.589	13.8	18.8	3.84	6977	8.48	3178.64
011823836-06	OBS	No	3.099585	133.559616	56.5	1.304	12.2	7.3	3.84	6977	2.95	11877.33
011823836-07	OBS	No	11.445019	134.511939	172.8	2.076	11.2	12.7	3.84	6977	5.11	2081.14

Robovetter Results

TCE	Run Type	Disp	Score	N	S	C	E	Comments
011823836-01	OBS	FP	0.00	1	0	1	0	LPP_DV—LPP_ALT—HALO_GHOST
011823836-02	OBS	FP	0.00	1	0	0	0	INDIV_TRANS_RUBBLE—TRANS_GAPPED—LPP_DV—MOD_NONUNIQ_DV
011823836-03	OBS	FP	0.00	1	0	0	0	INDIV_TRANS_RUBBLE—TRANS_GAPPED—LPP_DV—MOD_NONUNIQ_DV
011823836-04	OBS	FP	0.00	1	0	0	0	INDIV_TRANS_RUBBLE_TRACKER—TRANS_GAPPED—LPP_DV—MOD_NONUNIQ_DV
011823836-05	OBS	FP	0.00	1	0	0	0	INDIV_TRANS_RUBBLE—TRANS_GAPPED—MOD_NONUNIQ_DV—CENT_FEW_DIFFS
011823836-06	OBS	FP	0.00	1	0	0	0	INDIV_TRANS_RUBBLE—TRANS_GAPPED—LPP_DV—MOD_NONUNIQ_DV—MOD_TER_DV—CENT_FEW_DIFFS
011823836-07	OBS	FP	0.00	1	0	0	0	INDIV_TRANS_RUBBLE—TRANS_GAPPED—LPP_DV—MOD_NONUNIQ_DV—CENT_FEW_DIFFS

Notes: OBS = Observed. INJ = Injected. INV = Inverted. SCR = Scrambled.

N = Not Transit-Like. S = Stellar Eclipse. C = Centroid Offset. E = Ephemeris Match.

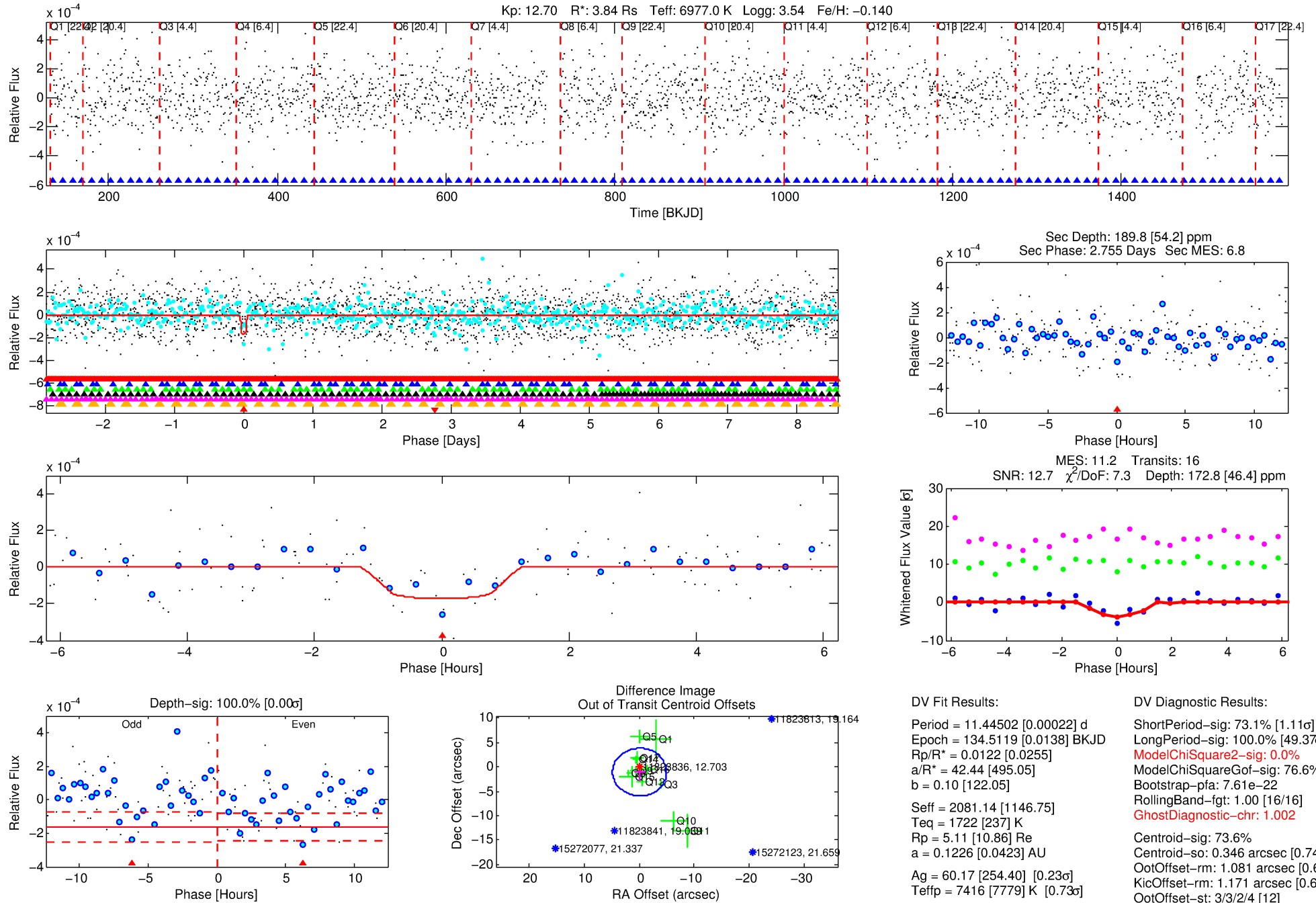
See http://exoplanetarchive.ipac.caltech.edu/docs/API_kepcandidate_columns.html#proj_disp_col for comment definitions.

Ephemeris Match Information For 011823836-07

No Significant Match Found

DV One-Page Summary

KIC: 11823836 Candidate: 7 of 7 Period: 11.445 d



DV Fit Results:

Period = 11.44502 [0.00022] d
Epoch = 134.5119 [0.0138] BKJD
Rp/R* = 0.0122 [0.0255]
a/R* = 42.44 [495.05]
b = 0.10 [122.05]
Seff = 2081.14 [1146.75]
Teq = 1722 [237] K
Rp = 5.11 [10.86] Re
a = 0.1226 [0.0423] AU
Ag = 60.17 [254.40] [0.23 σ]
Teffp = 7416 [7779] K [0.73 σ]

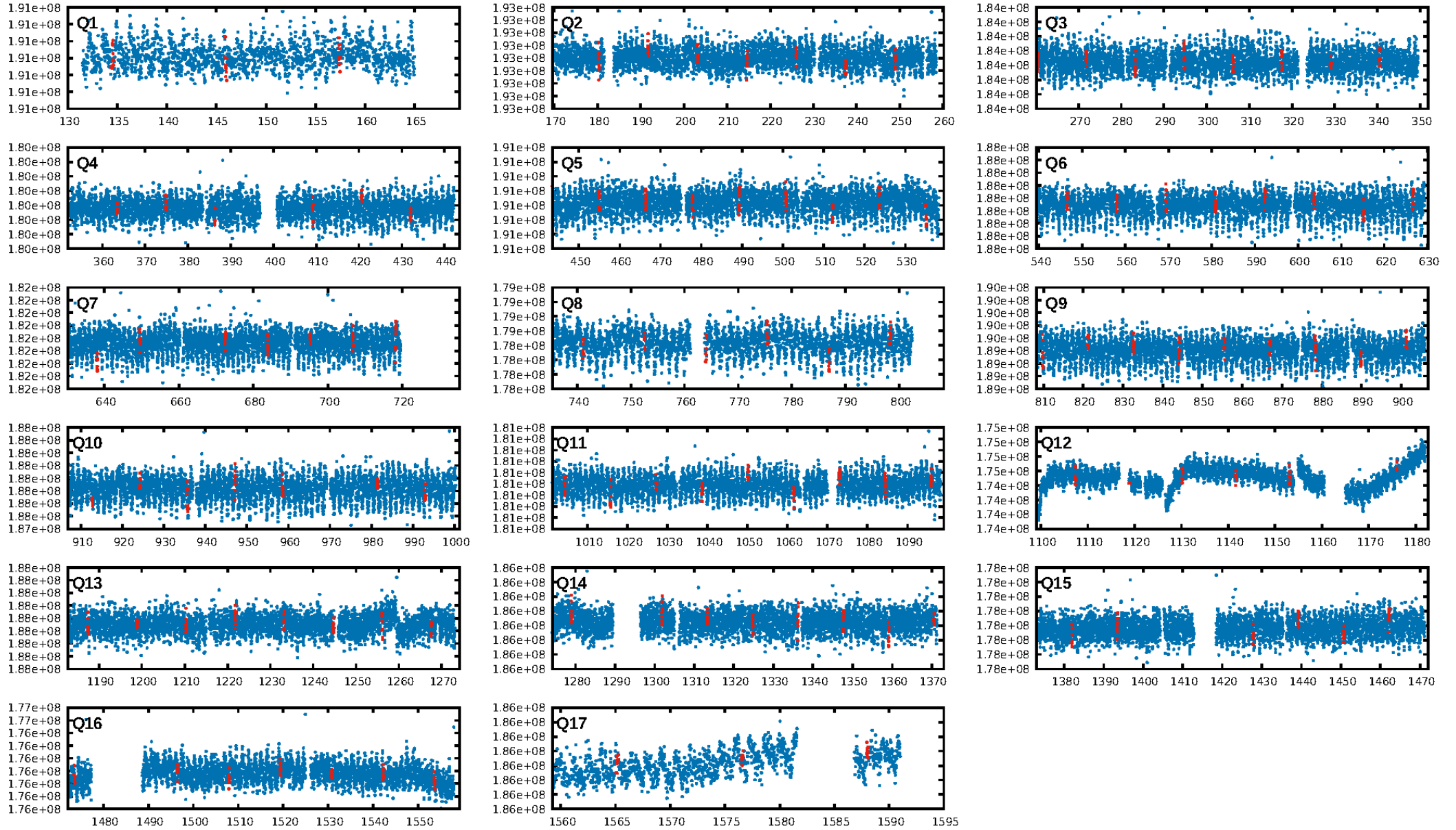
DV Diagnostic Results:

ShortPeriod-sig: 73.1% [1.11 σ]
LongPeriod-sig: 100.0% [49.37 σ]
ModelChiSquare2-sig: 0.0%
ModelChiSquareGof-sig: 76.6%
Bootstrap-pfa: 7.61e-22
RollingBand-fgt: 1.00 [16/16]
GhostDiagnostic-chr: 1.002
Centroid-sig: 73.6%
Centroid-so: 0.346 arcsec [0.74 σ]
OotOffset-rm: 1.081 arcsec [0.66 σ]
KicOffset-rm: 1.171 arcsec [0.66 σ]
OotOffset-st: 3/3/2/4 [12]
KicOffset-st: 3/3/2/4 [12]
DiffImageQuality-fgm: 0.17 [2/12]
DiffImageOverlap-fno: 0.00 [0/17]

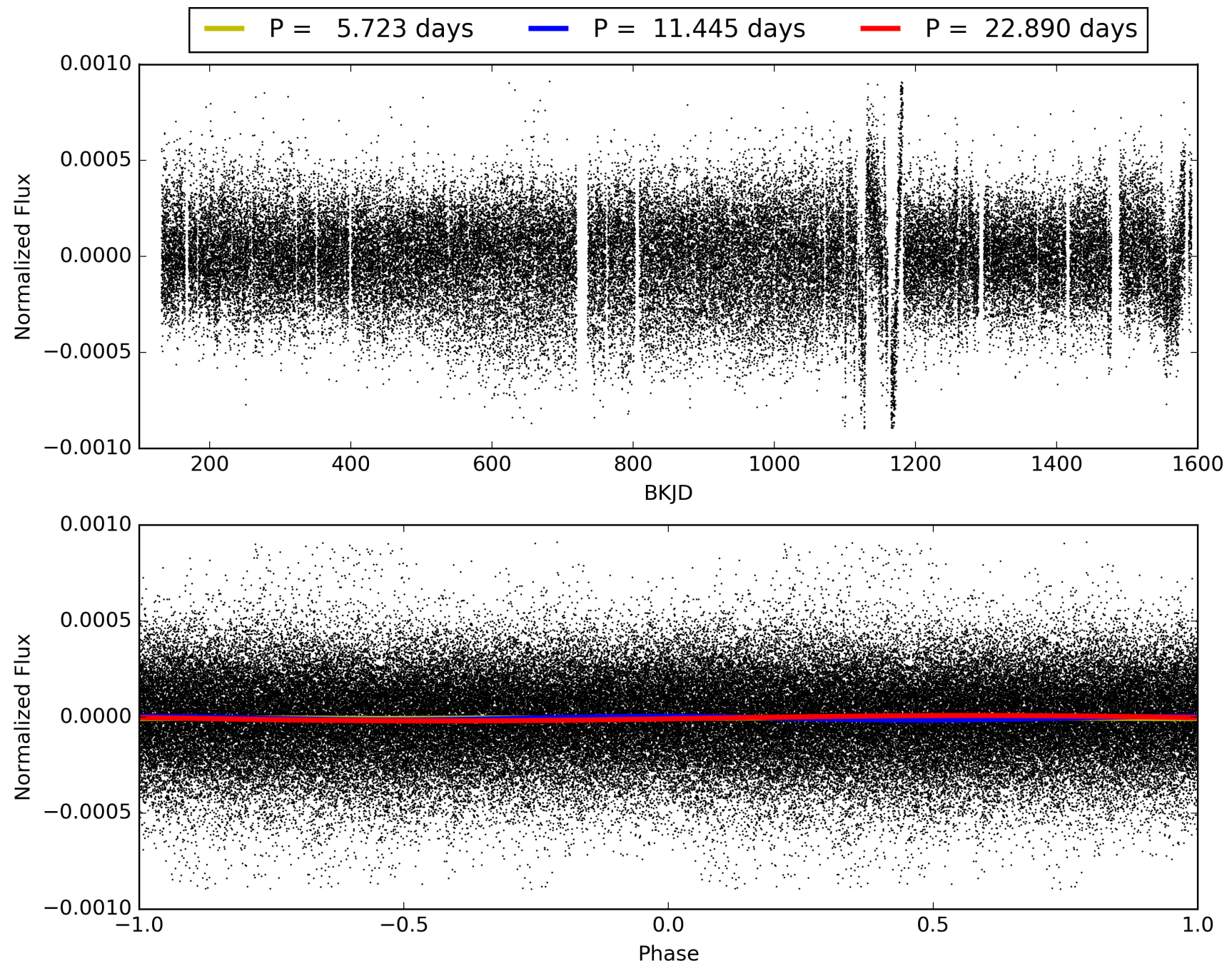
Software Revision: svn+ssh://murzim/repo/soc/tags/release/9.3.42@60958 -- Date Generated: 30-Jan-2016 04:55:38 Z

This Data Validation Report Summary was produced in the Kepler Science Operations Center Pipeline at NASA Ames Research Center

TCE 011823836-07, PDC Light Curves

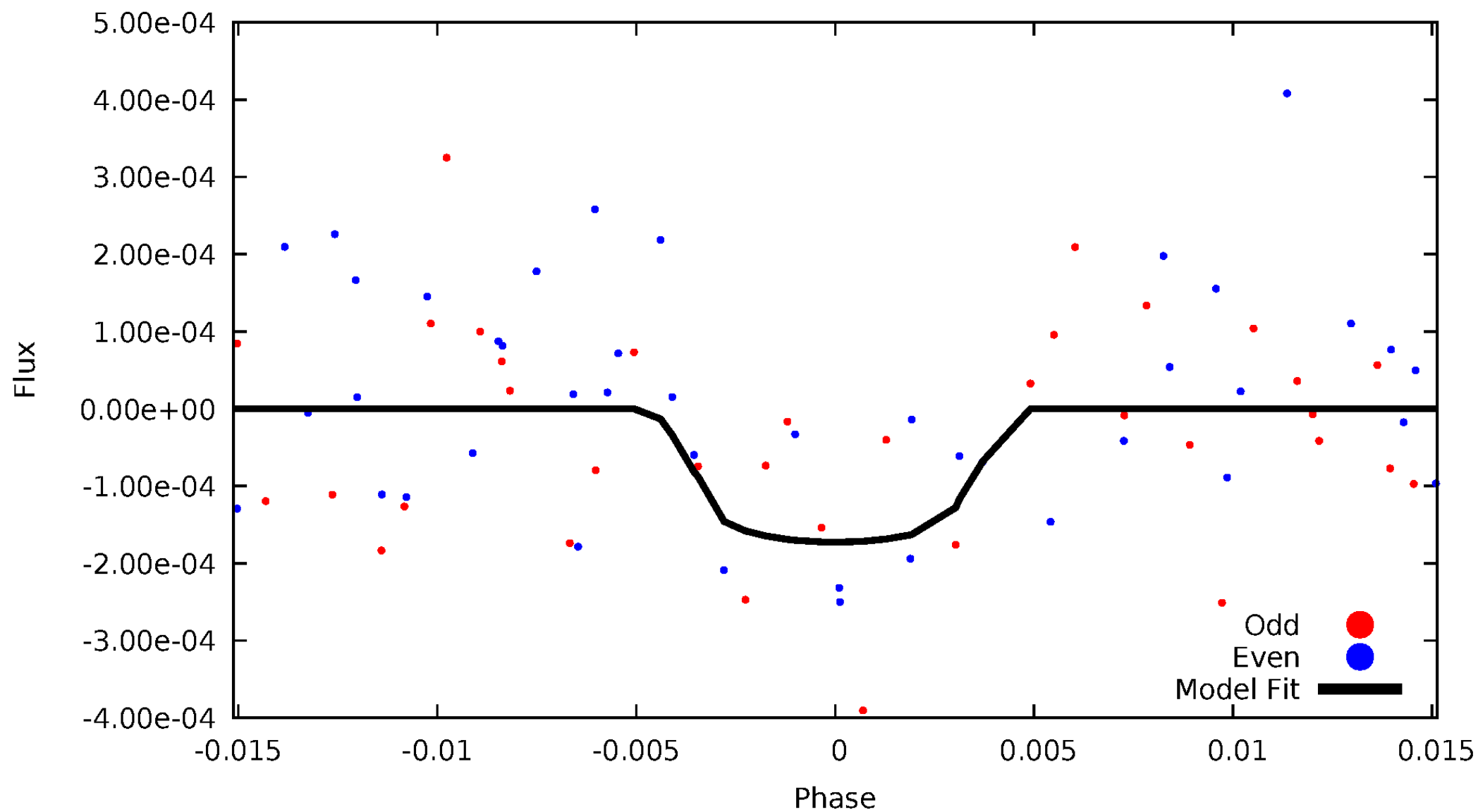


TCE 011823836-07



DV Odd/Even

TCE 011823836-07

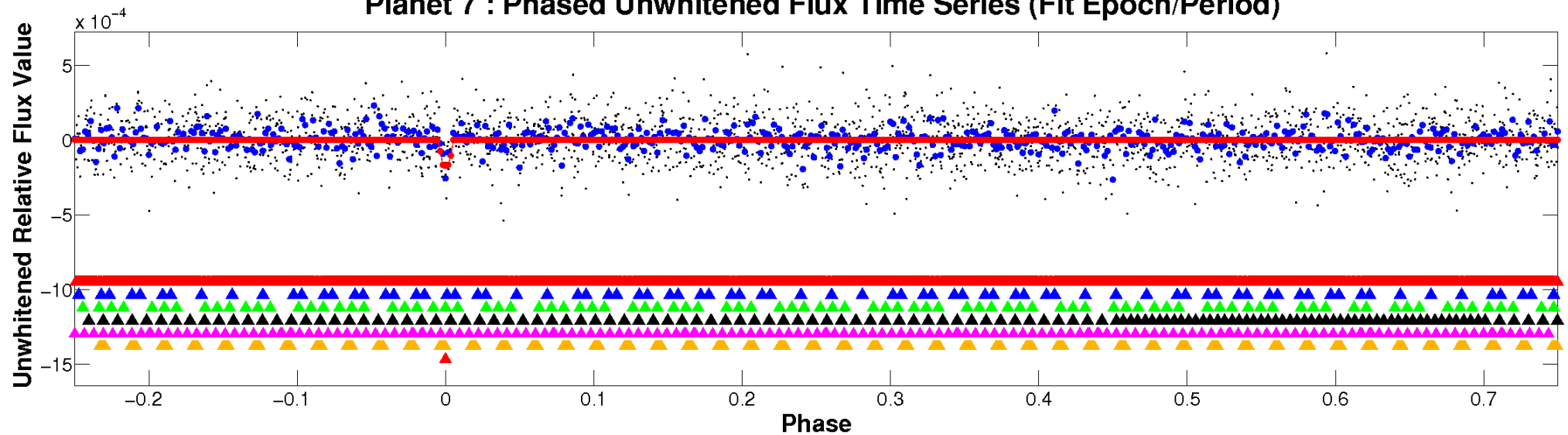


ALT Odd/Even

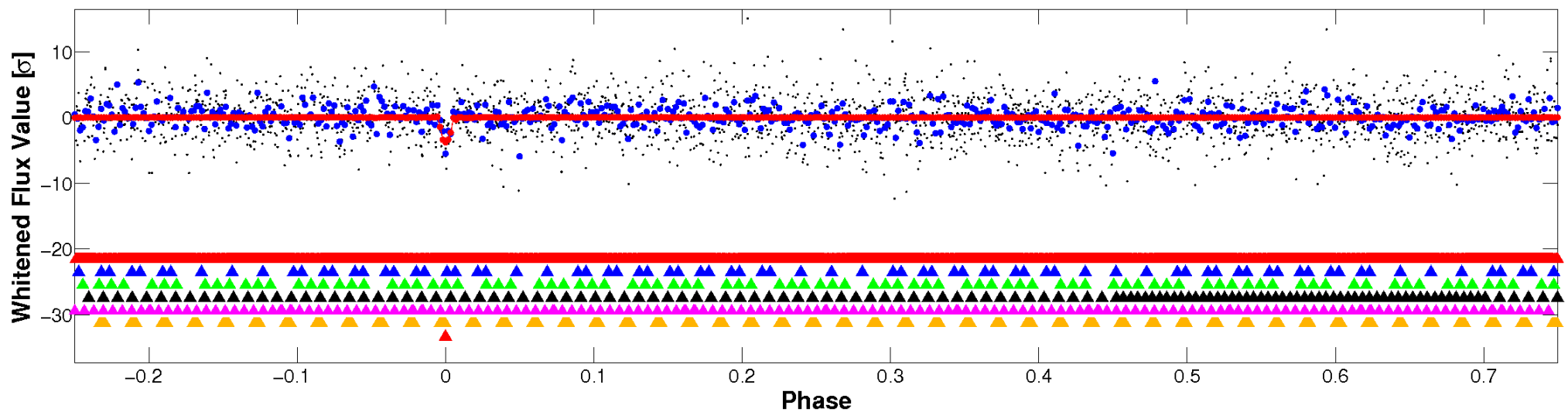
This plot does not exist for this TCE.

Non-Whitened Vs. Whitened Light Curve

Planet 7 : Phased Unwhitened Flux Time Series (Fit Epoch/Period)

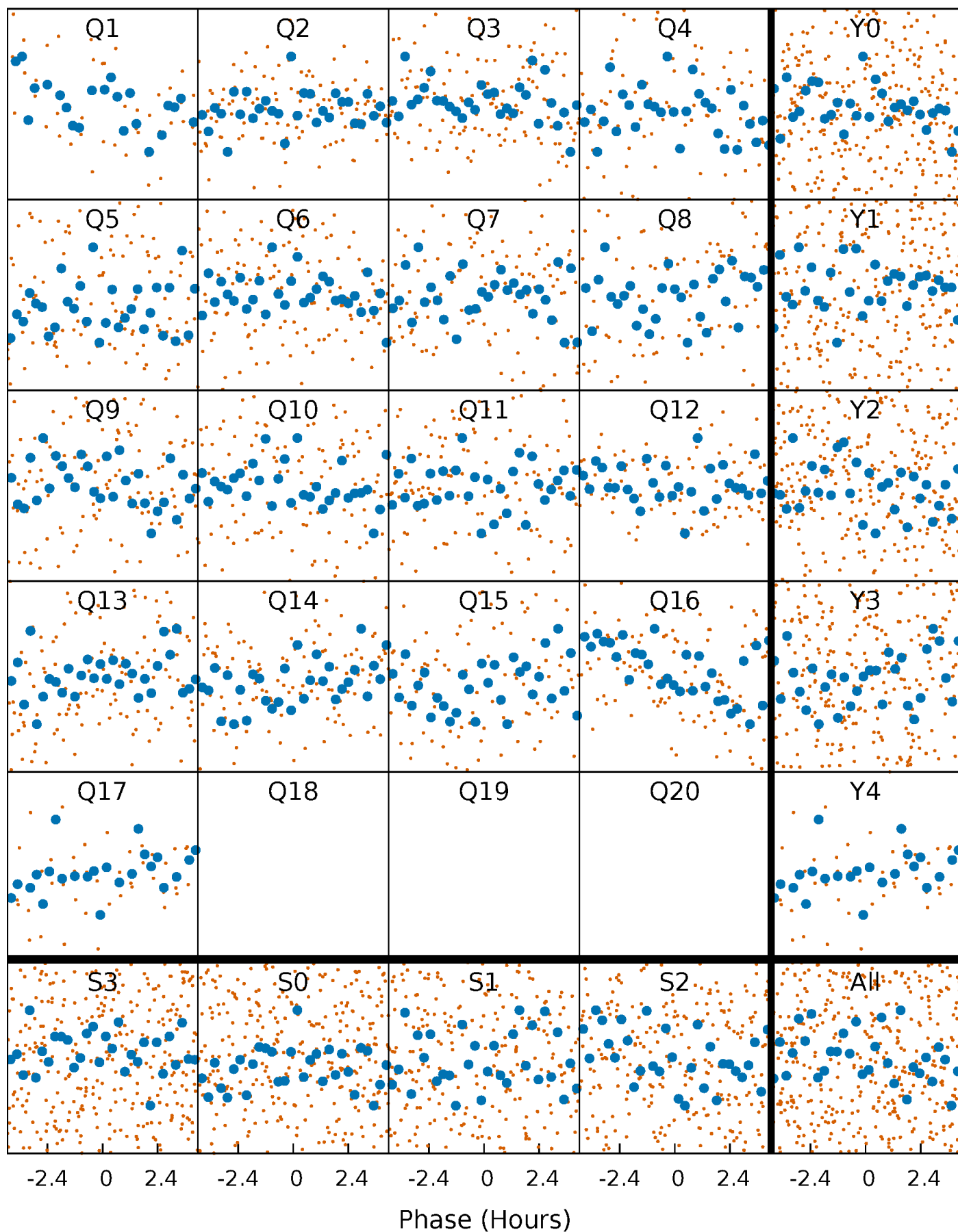


Planet 7 : Phased Whitened Flux Time Series (Fit Epoch/Period)



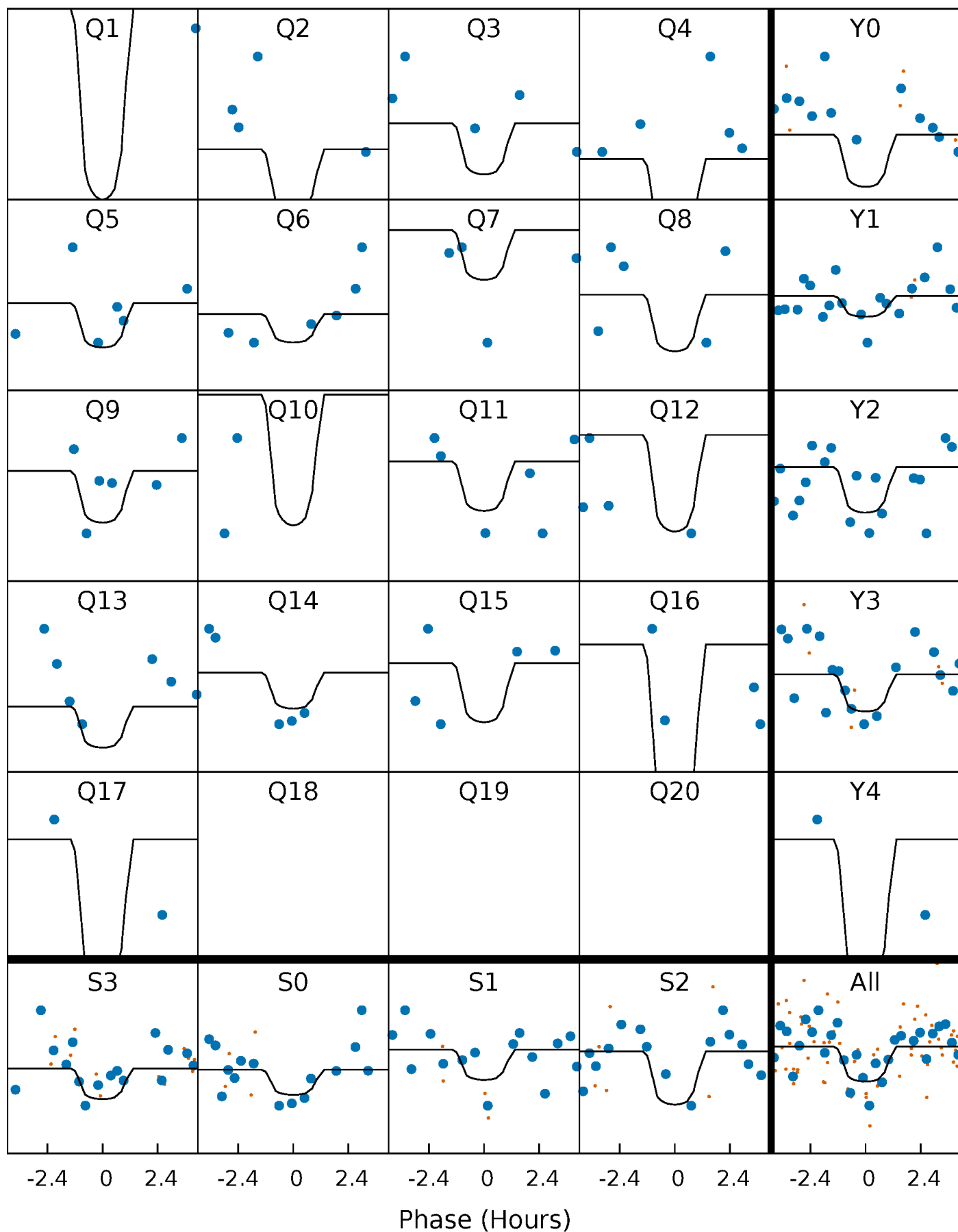
PDC Quarter-Phased Transit Curves

TCE 011823836-07 P= 11.445019 Days $T_0=134.511939$ (BKJD)



DV Quarter-Phased Transit Curves

TCE 011823836-07 P= 11.445019 Days $T_0=134.511939$ (BKJD)

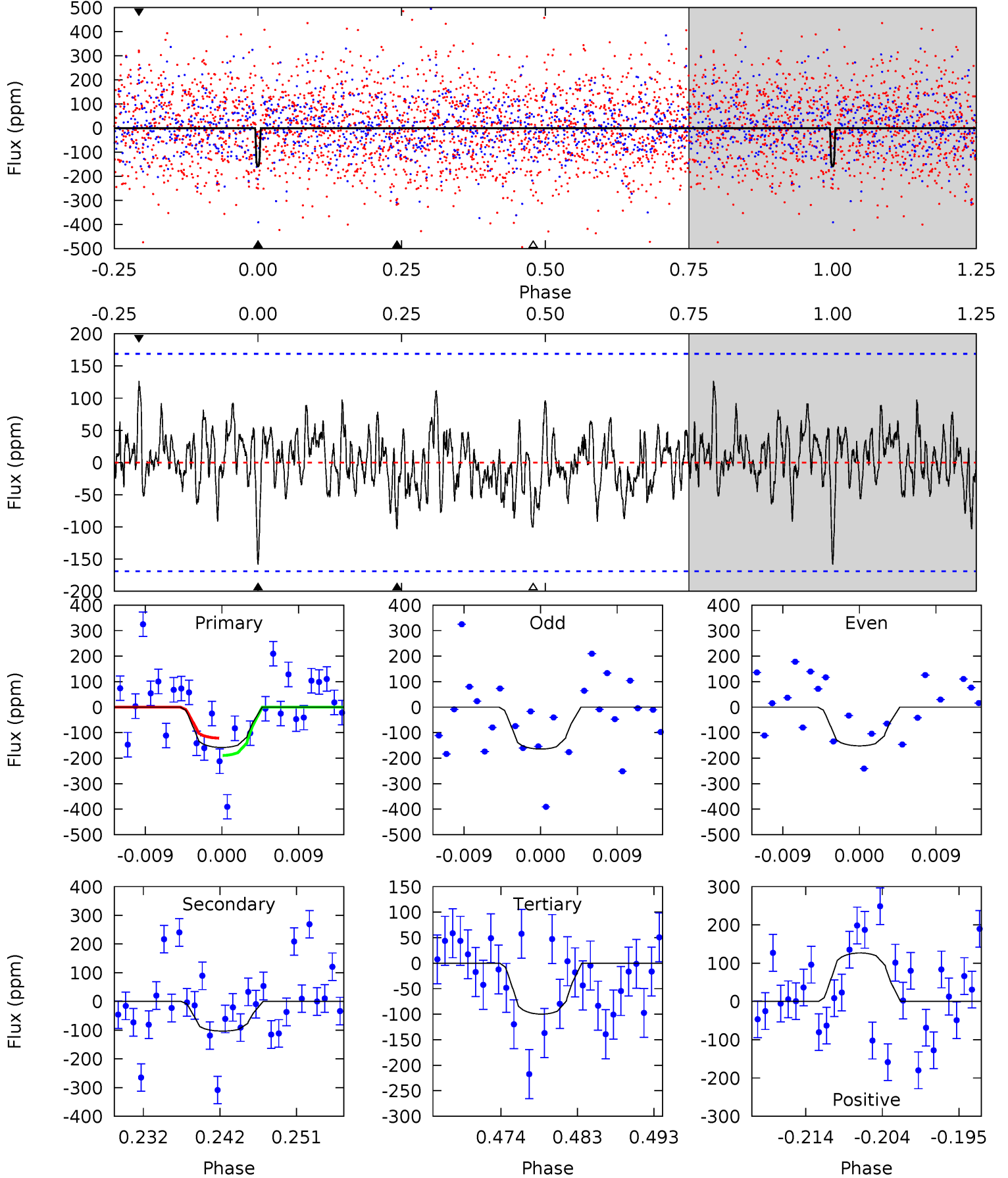


This plot does not exist for this TCE.

DV Model-Shift Uniqueness Test

011823836-07, P = 11.445019 Days, E = 123.066920 Days

Pri	Sec	Ter	Pos	FA ₁	FA ₂	F _{Red}	Pri-Ter	Pri-Pos	Sec-Ter	Sec-Pos	Odd-Evn	DMM	Shape	TAT
4.72	3.08	2.98	3.78	5.04	2.60	1.13	1.74	0.94	0.10	-0.70	0.19	1.03	0.44	1.02



Alt Model-Shift Uniqueness Test

This plot does not exist for this TCE.

Stellar Parameters For KIC 011823836

	$T_{\text{eff}}(K)$	$\log(g)$	[Fe/H]	$R (R_{\odot})$	$M(M_{\odot})$	$p_{\star} (\text{g}\cdot\text{cm}^{-3})$
	6977^{+188}_{-229}	$3.543^{+0.308}_{-0.082}$	$-0.140^{+0.300}_{-0.250}$	$3.840^{+0.255}_{-1.444}$	$1.878^{+0.208}_{-0.337}$	$0.047^{+0.111}_{-0.009}$
	+3%/-3%	+9%/-2%	+214%/-179%	+7%/-38%	+11%/-18%	+237%/-19%
Source	PHO1	FLK73	KIC0	DSEP		

KIC = Kepler Input Catalog; PHO = Photometry; SPE = Spectroscopy; AST = Asteroseismology
 TRA = Transits; DESP = Dartmouth Models; MULT = Multiple Models

Secondary Eclipse Parameters for KIC 011823836-07 / KOI

Detrend	Depth (ppm)	$R_p (R_{\oplus})$	$T_{max} (K)$	$T_{obs} (K)$	A_{obs}
DV	-103±34	$9.44^{+7.85}_{-6.03}$	2364^{+128}_{-179}	4661^{+3075}_{-1049}	$9.383^{+64.791}_{-6.757}$
Alt.	N/A	N/A	N/A	N/A	N/A

T_{max} = Theoretical Maximum Planetary Temperature
 T_{obs} = Observed Planetary Temperature (Assuming A=0.3)
 A_{obs} = Observed Albedo (Assuming T=0)

If a secondary eclipse is present, the system is likely an EB if $T_{obs} \gg T_{max}$ AND $A_{obs} \gg 1.0$

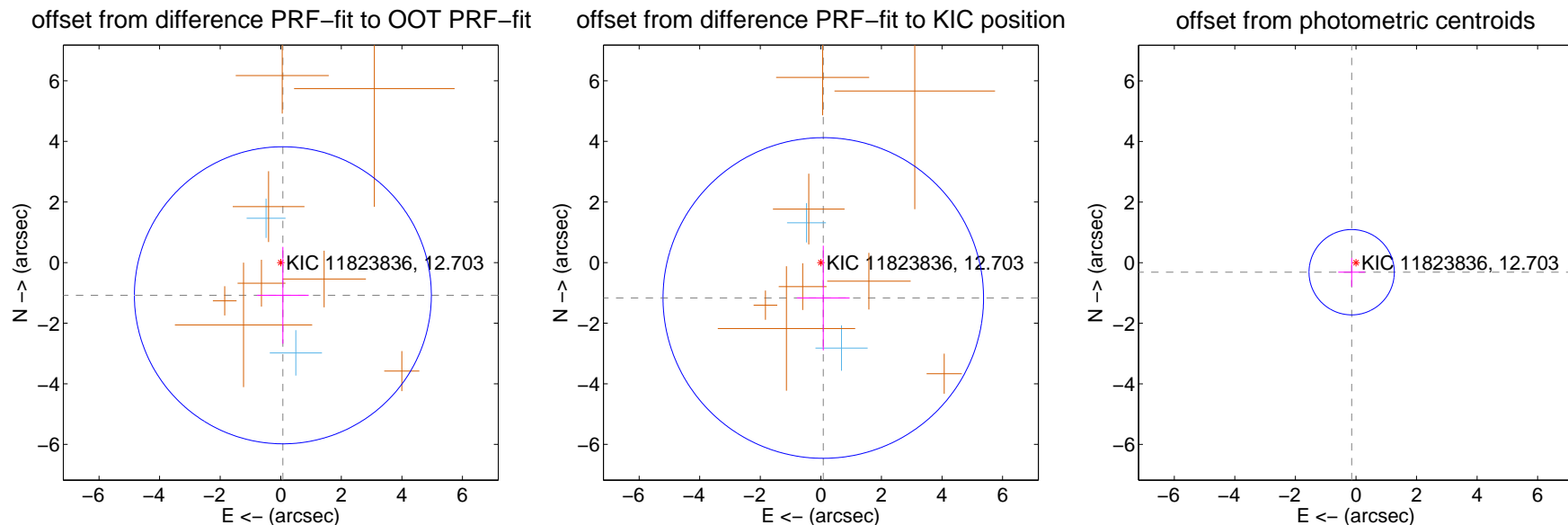
DV Centroid Data

Supplemental centroid analysis for 011823836-07. Kepler magnitude: 12.70. Transit SNR 12.74

There are 2 quarters with good PRF difference image offsets

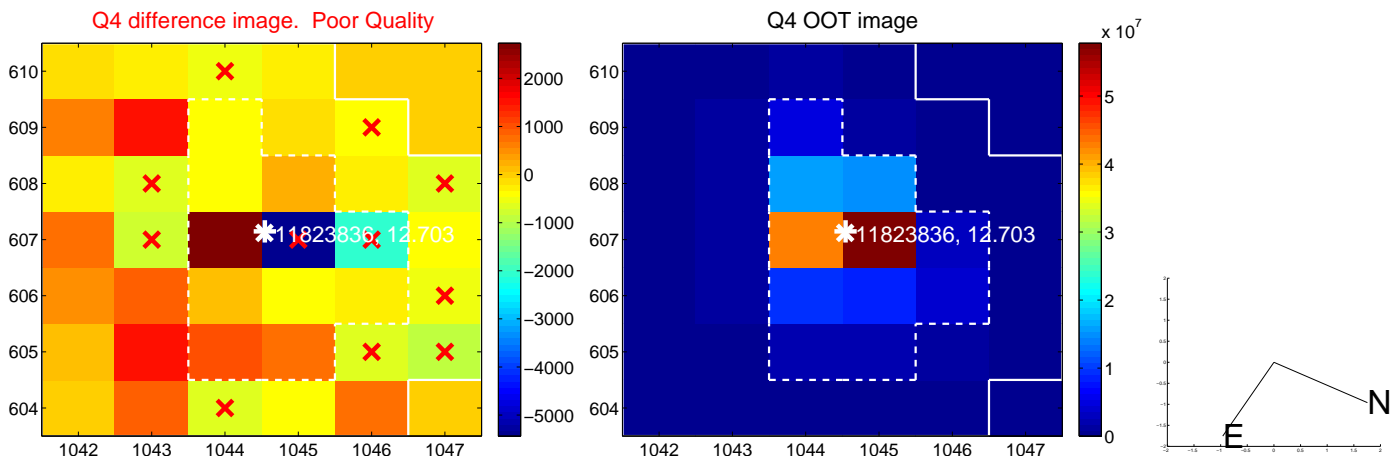
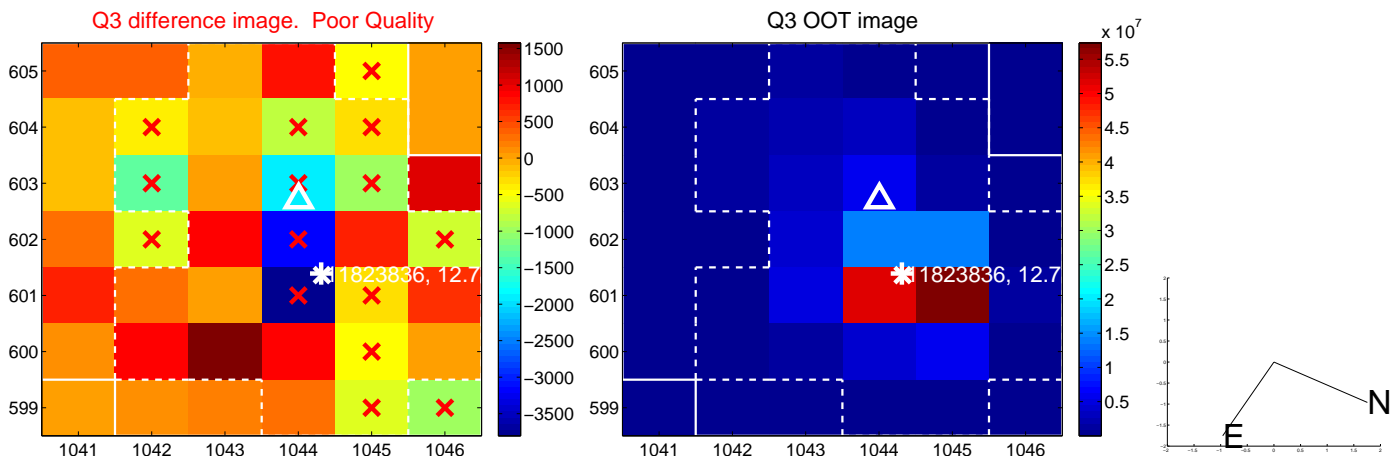
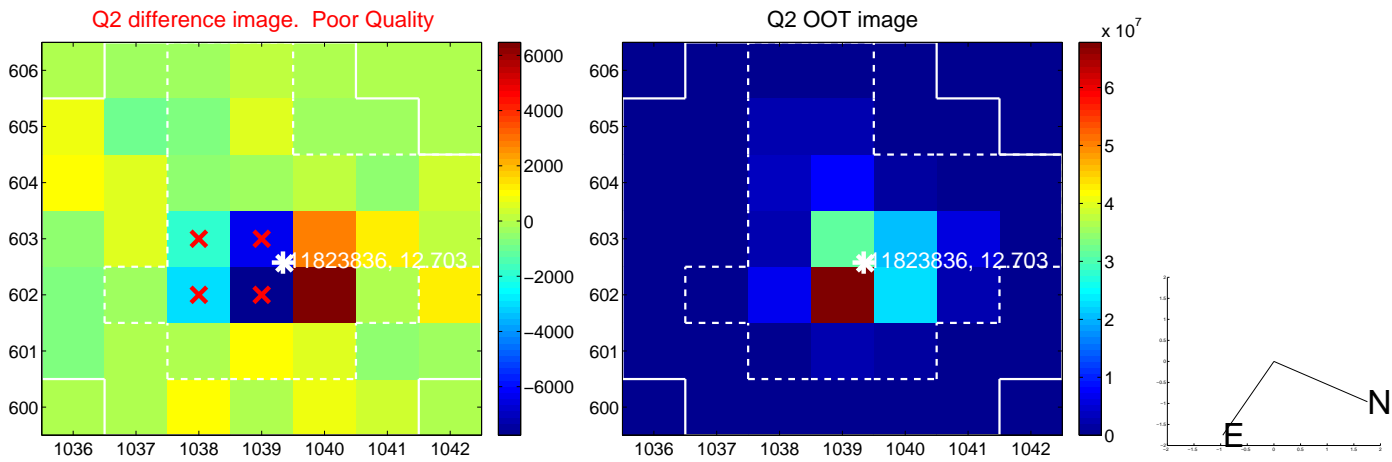
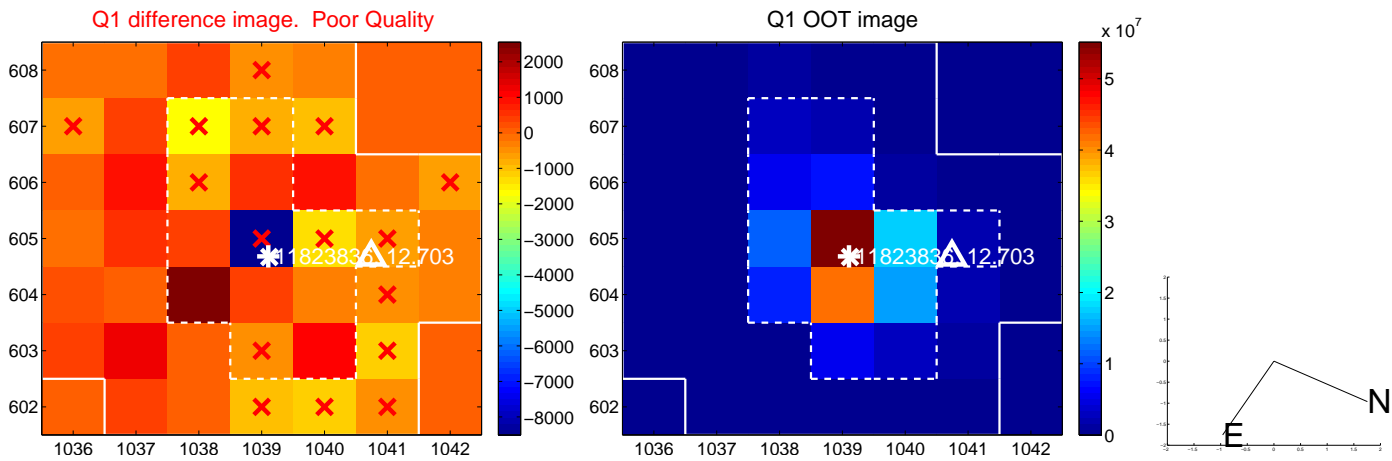
The direct PRF centroid is offset from the target star catalog position by about 0.08 arcsec

	Distance in arcsec	Distance / σ	Δ RA	Δ Dec
PRF-fit source offset from OOT	1.081 ± 1.634	0.66	-0.070 ± 0.853	-1.079 ± 1.598
PRF-fit source offset from KIC position	1.171 ± 1.764	0.66	-0.080 ± 0.869	-1.168 ± 1.727
photometric centroid source offset	0.35 ± 0.47	0.74	0.14 ± 0.44	-0.32 ± 0.47

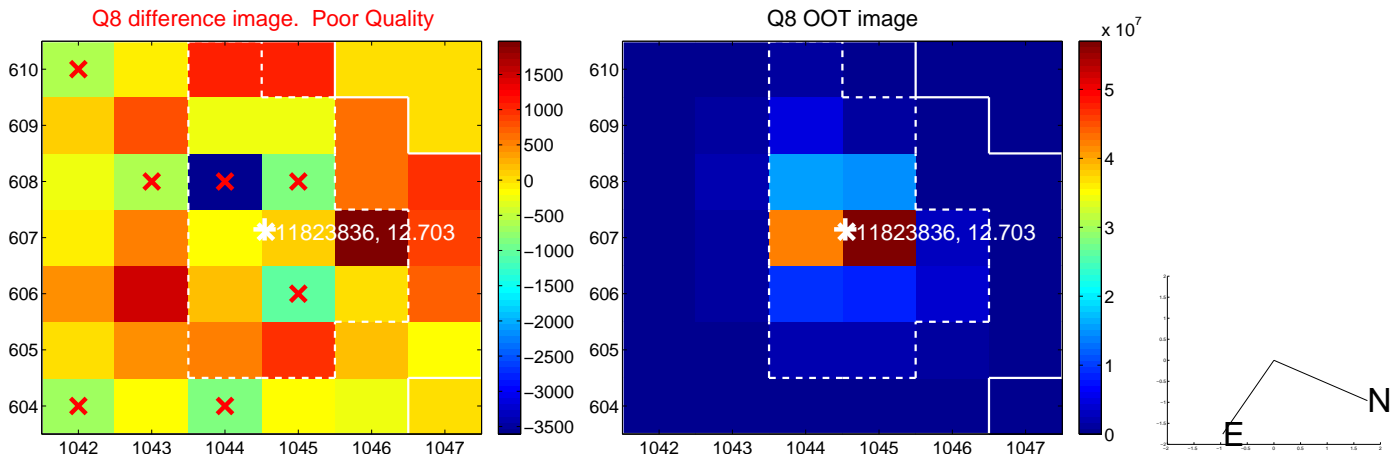
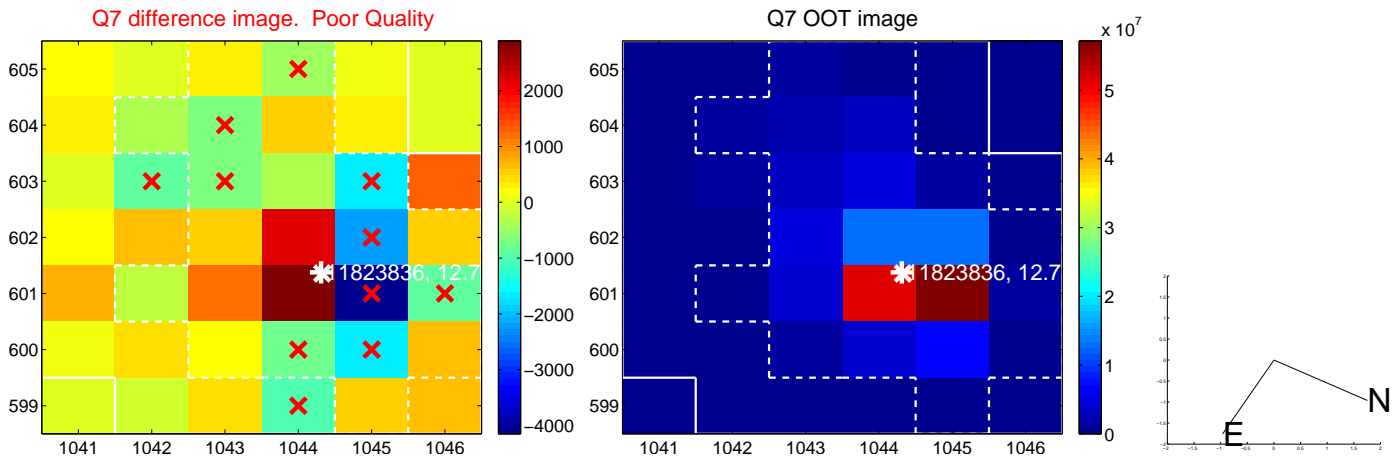
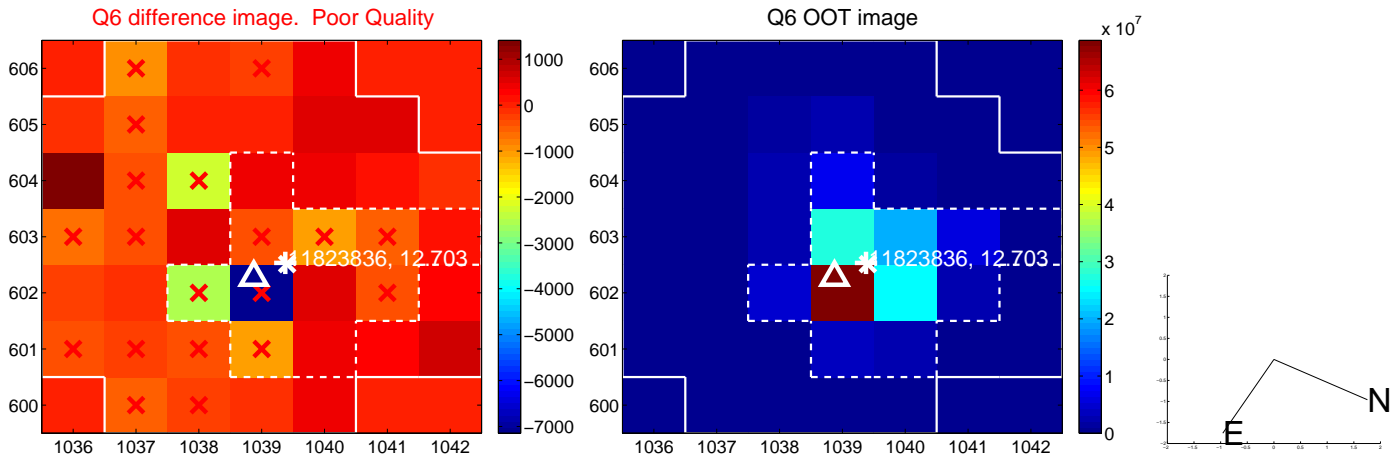
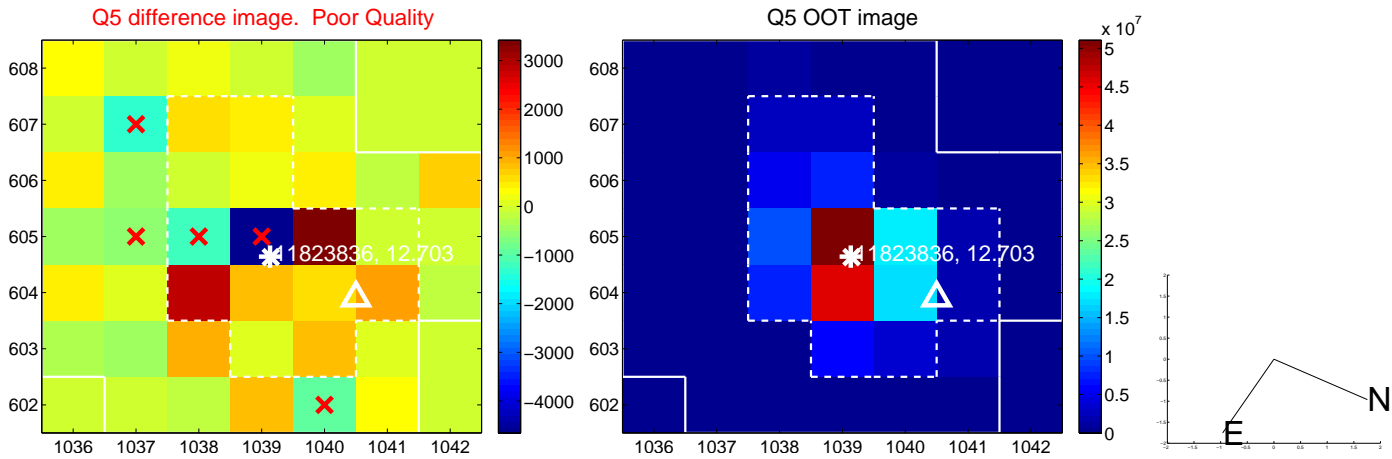


Centroid source offsets from the target star reconstructed from PRF and photometric centroids. Sky blue crosses: good quarterly centroid offsets; Vermillion crosses: bad quarterly centroid offsets; magenta cross: average over quarters. Length of the crosses: one- σ uncertainty. Blue circle: three- σ . Red *: target star. Blue *: Other stars. Text next to a star gives its KIC ID and kepmag. KIC IDs > 15,000,000 are from the UKIRT catalog.

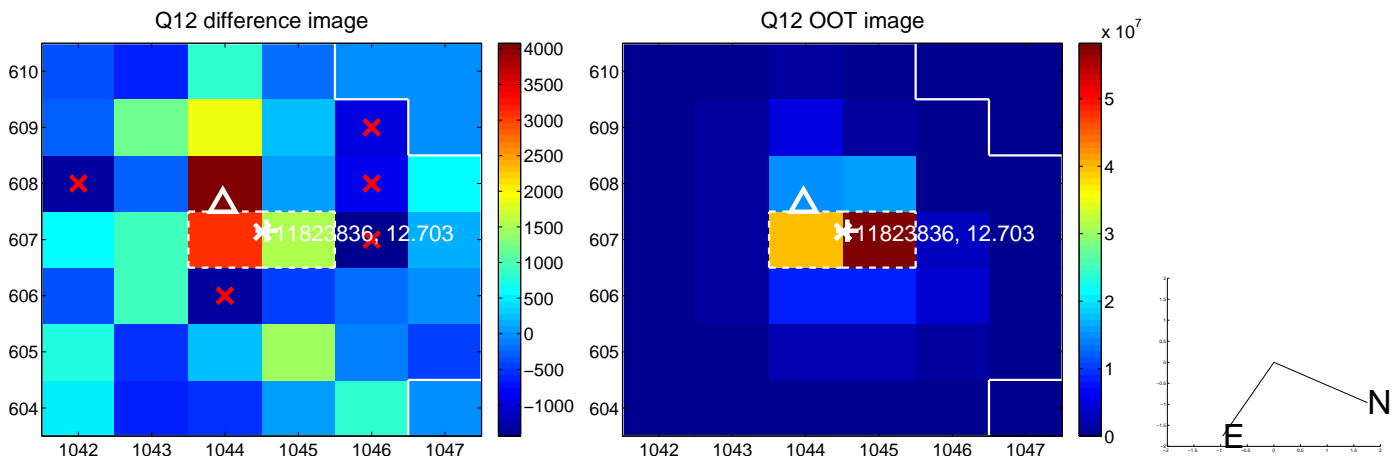
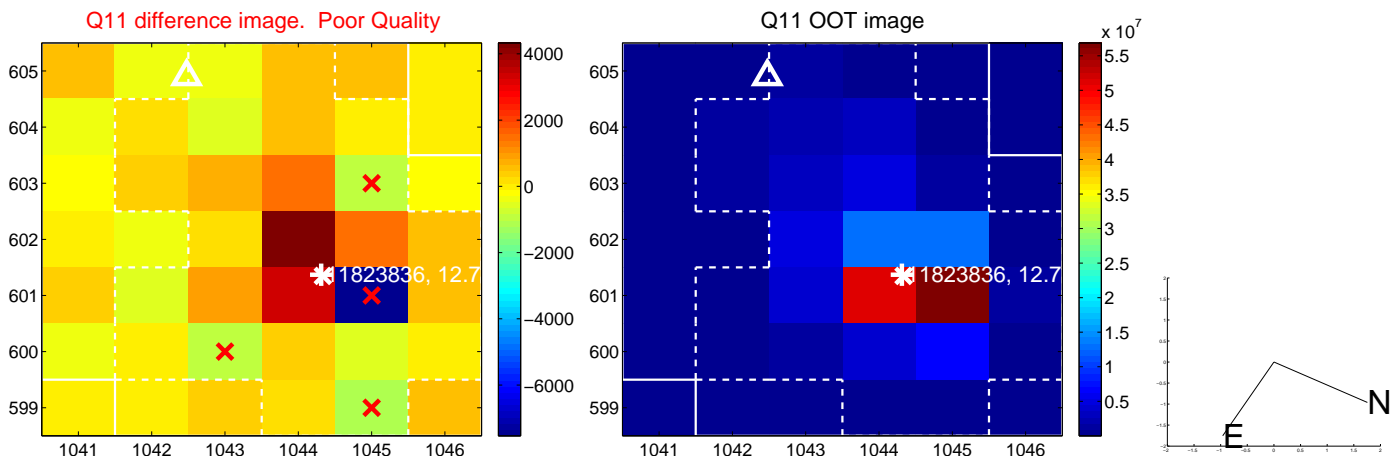
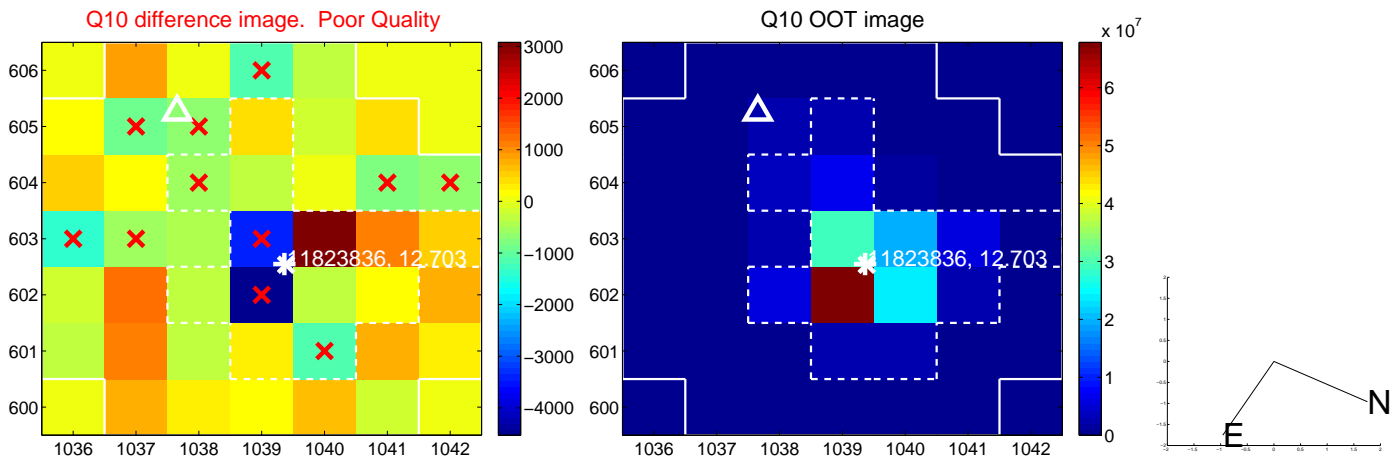
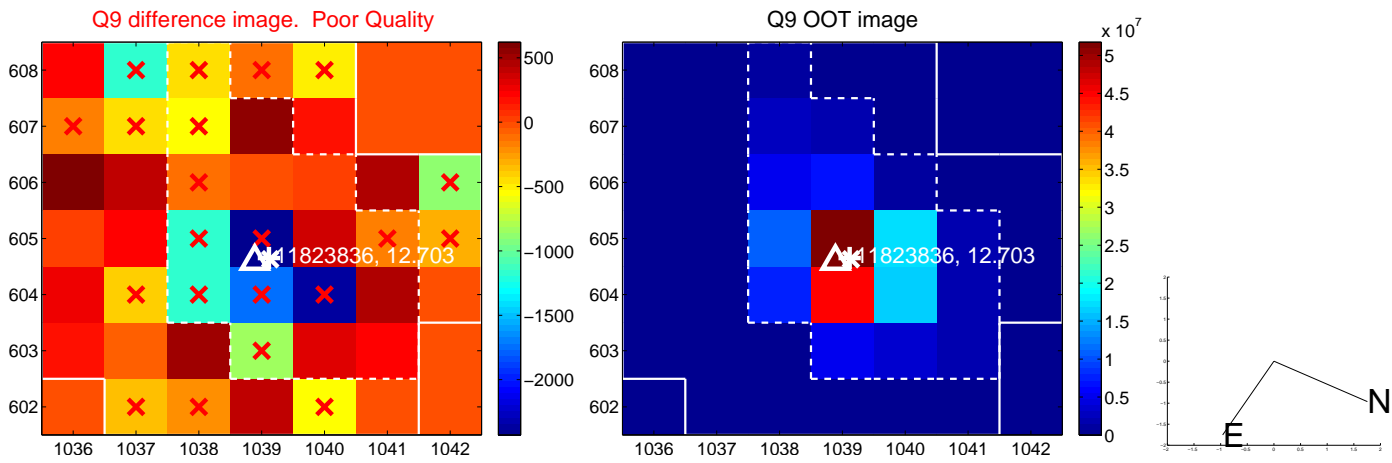
white \times : KIC target position; +: OOT centroid; \triangle : difference centroid. red \times : large negative pixel value.



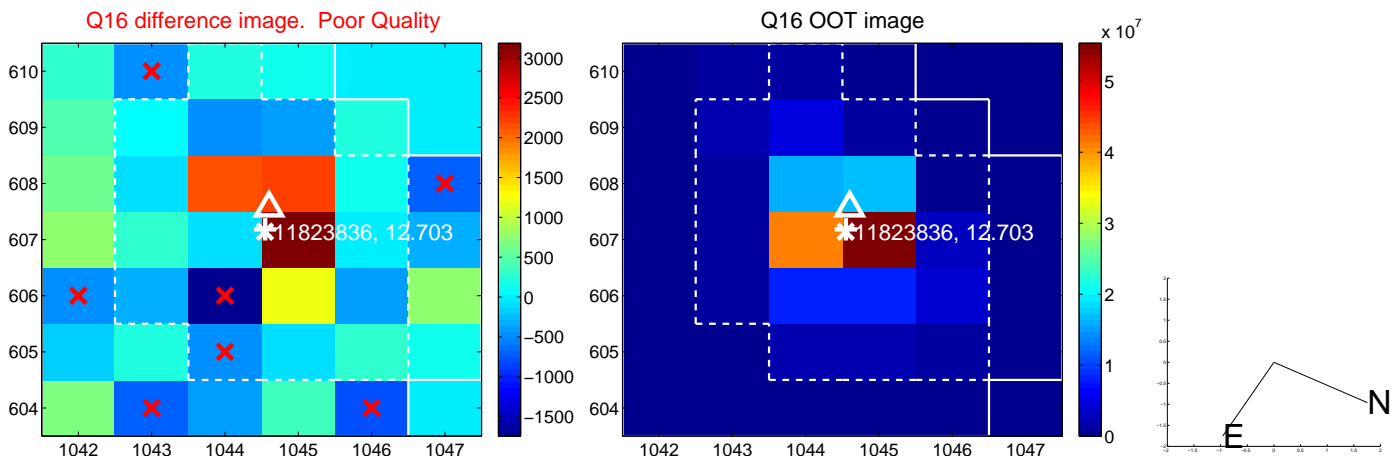
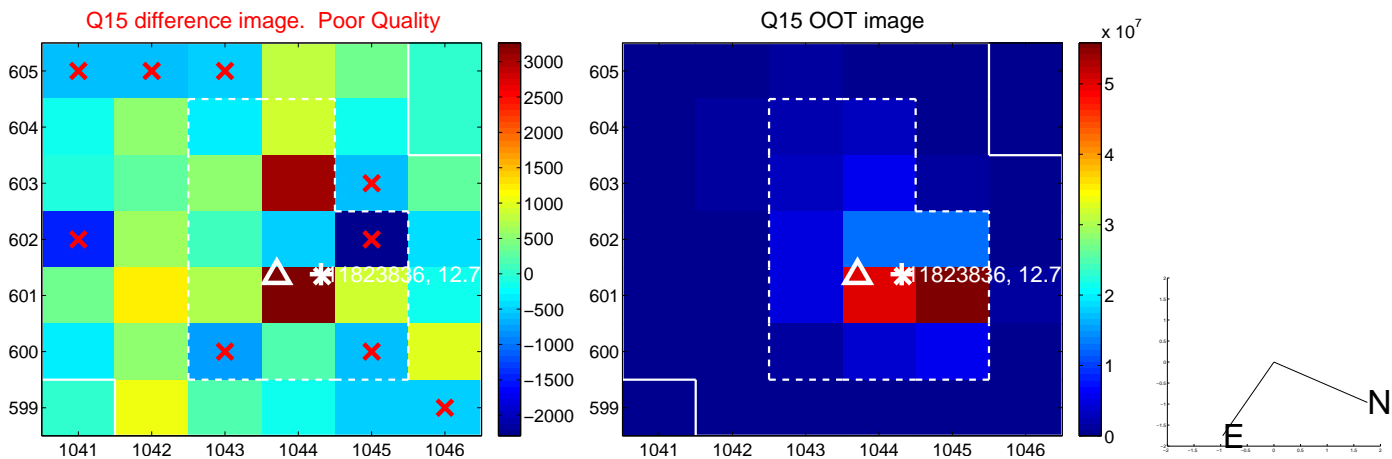
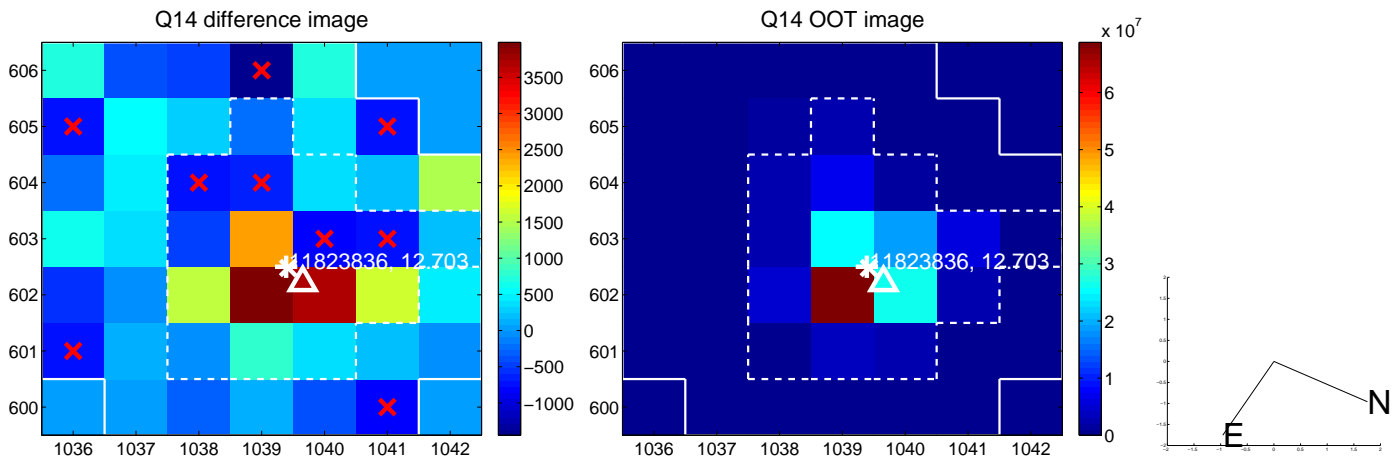
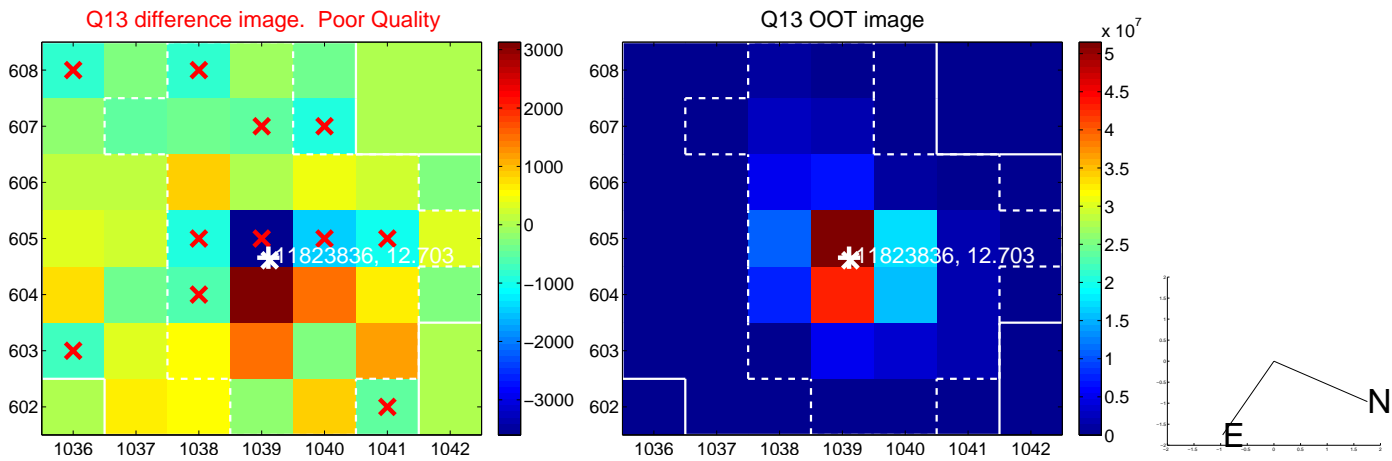
white \times : KIC target position; +: OOT centroid; \triangle : difference centroid. red \times : large negative pixel value.



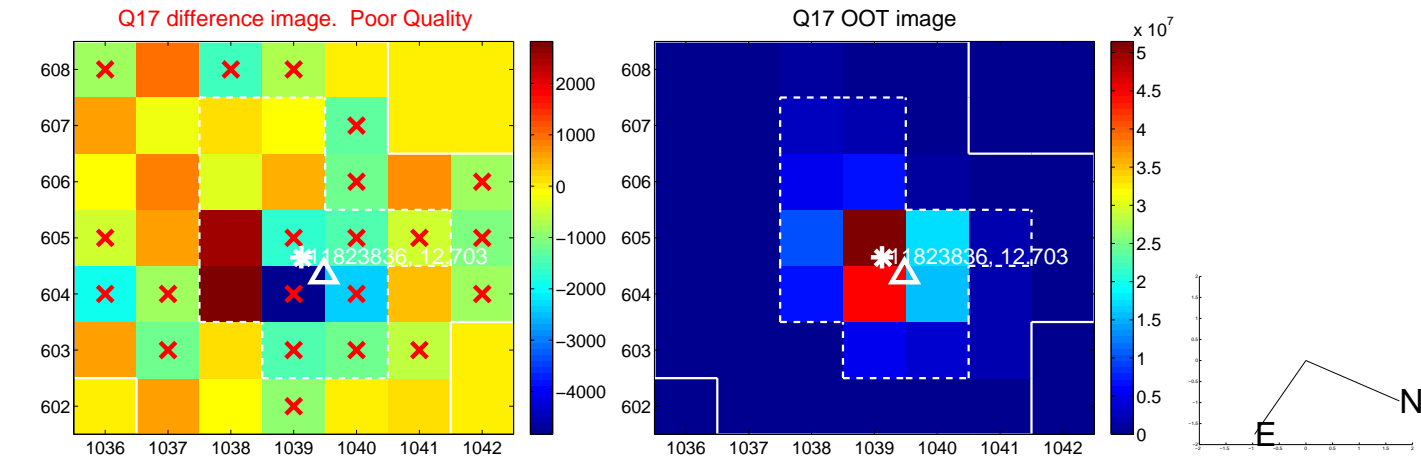
white \times : KIC target position; +: OOT centroid; \triangle : difference centroid. red \times : large negative pixel value.



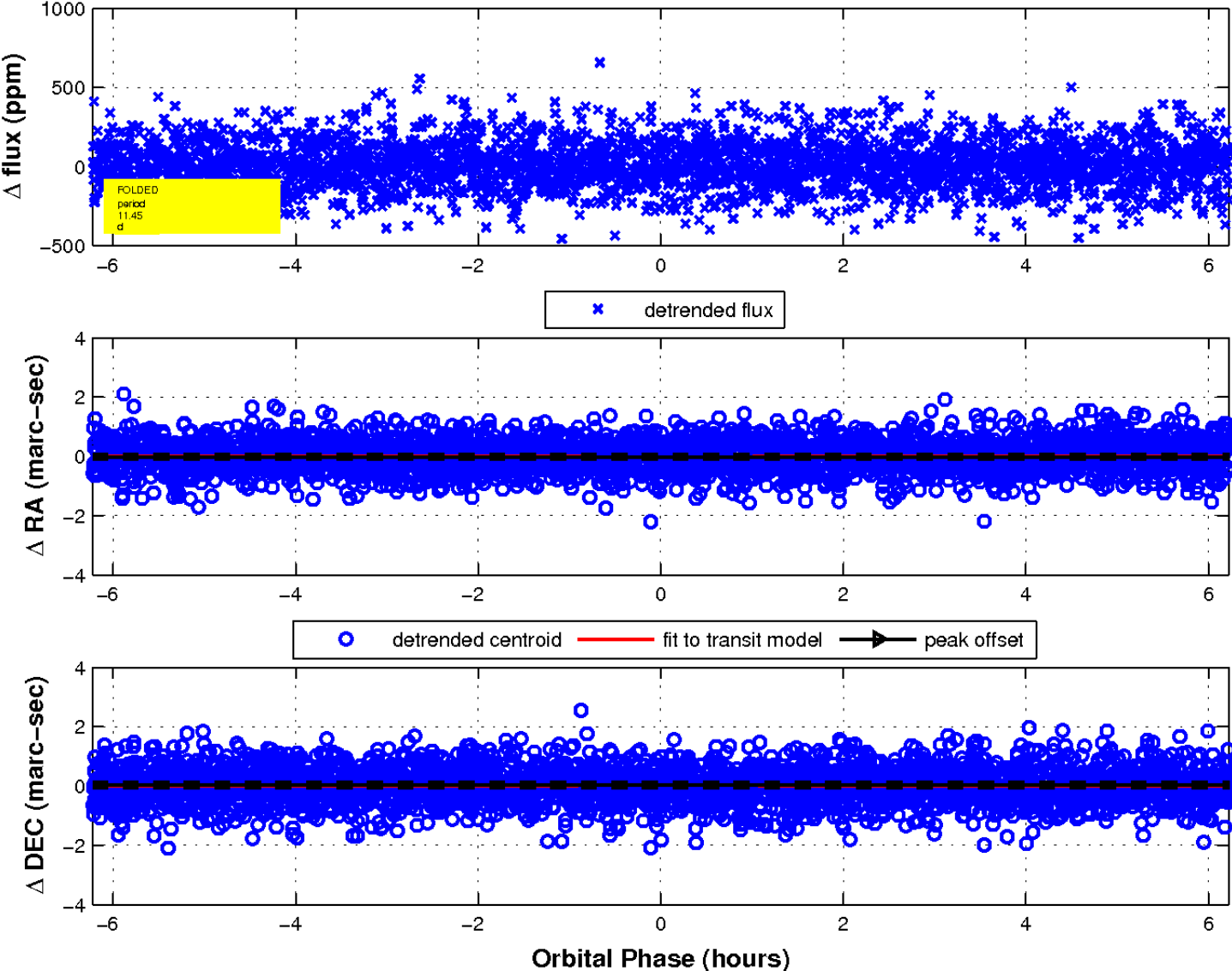
white \times : KIC target position; +: OOT centroid; \triangle : difference centroid. red \times : large negative pixel value.



white \times : KIC target position; $+$: OOT centroid; \triangle : difference centroid. red \times : large negative pixel value.



fluxWeightedCentroids, Planet 7 of 7



UKIRT Image

Declination

