

KIC 008671919

Q1-17 DR25 TCE Parameters

TCE	Run Type	KOI?	Period (Days)	Epoch (BKJD)	Depth (ppm)	Duration (Hours)	MES	SNR	R_{\star} (R_{\odot})	T_{\star} (K)	R_p (R_{\oplus})	S_p (S_{\oplus})
008671919-01	OBS	No	388.359434	250.125136	298.4	2.841	7.3	7.5	0.97	5887	1.98	0.93

Robovetter Results

TCE	Run Type	Disp	Score	N	S	C	E	Comments
008671919-01	OBS	FP	0.00	1	0	0	0	INDIV_TRANS_CHASES_MARSHALL—LPP_DV—ALL_TRANS_CHASES—MOD_NONUNIQ_DV—MOD_TER_DV—MOD_POS_DV—INCONSISTENT_TRANS—CENT_FEW_MEAS

Notes: OBS = Observed. INJ = Injected. INV = Inverted. SCR = Scrambled.

N = Not Transit-Like. S = Stellar Eclipse. C = Centroid Offset. E = Ephemeris Match.

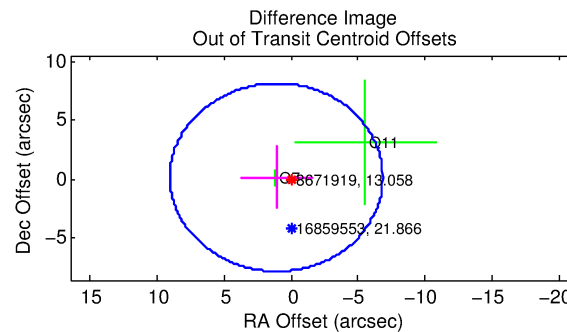
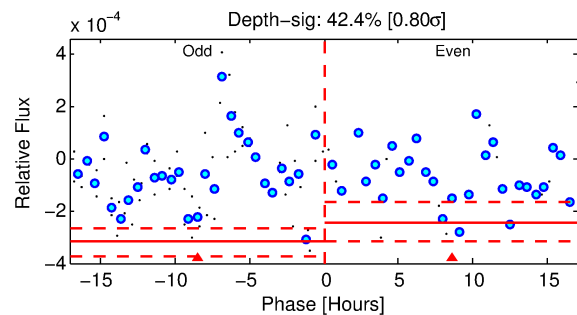
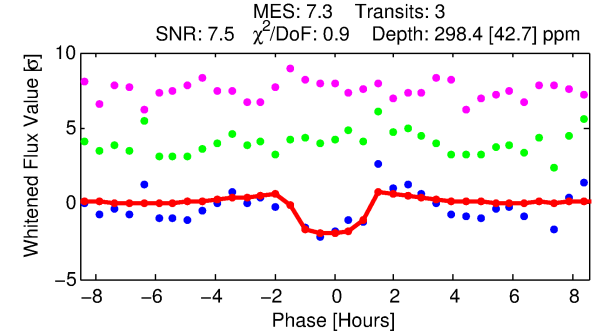
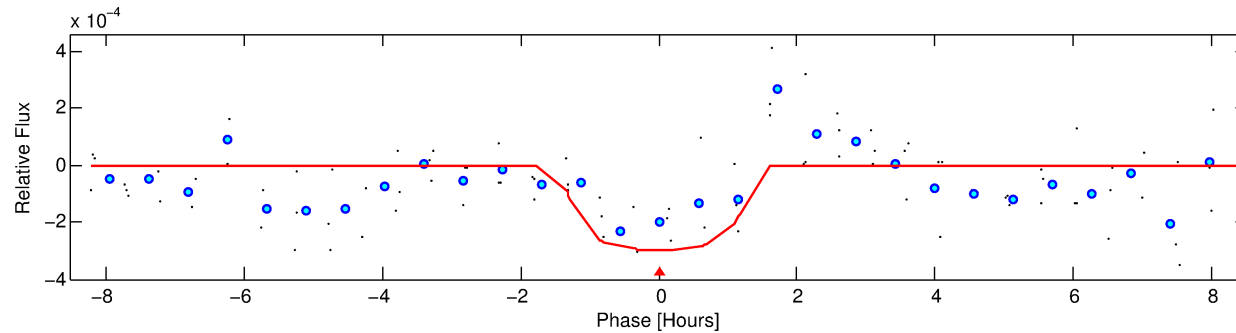
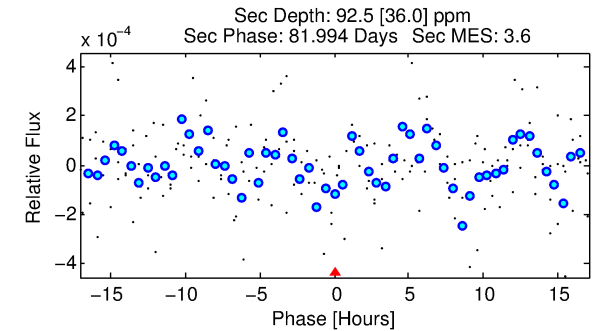
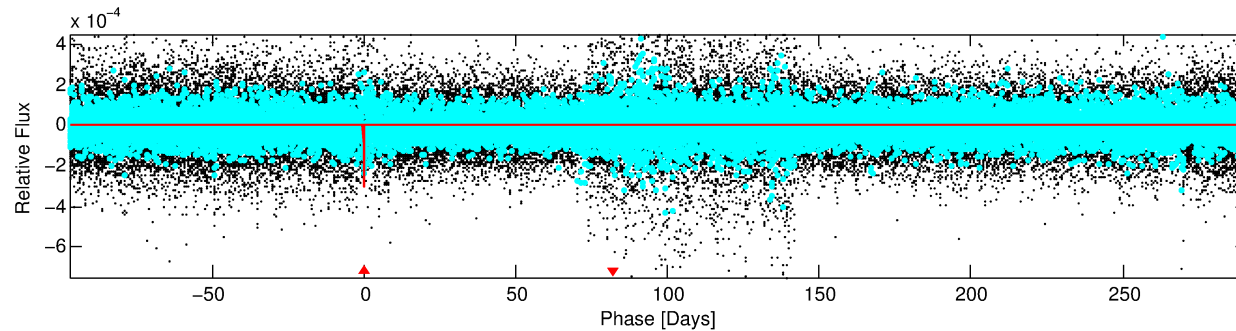
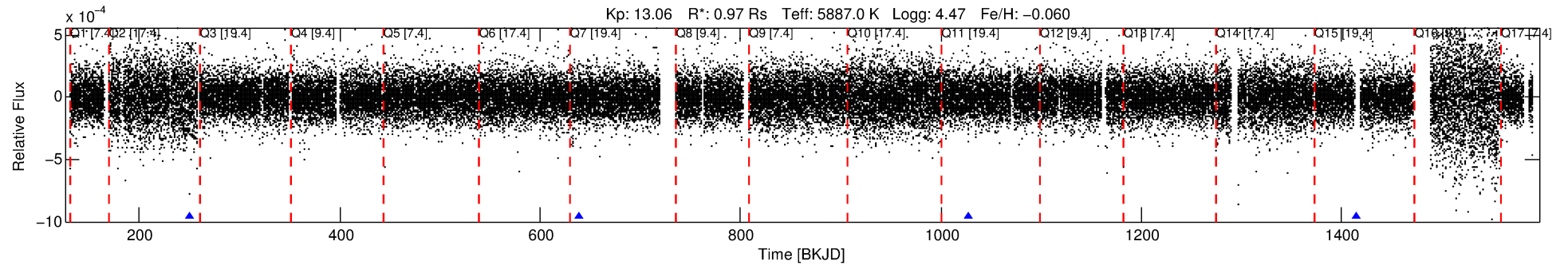
See http://exoplanetarchive.ipac.caltech.edu/docs/API_kepcandidate_columns.html#proj_disp_col for comment definitions.

Ephemeris Match Information For 008671919-01

No Significant Match Found

DV One-Page Summary

KIC: 8671919 Candidate: 1 of 1 Period: 388.359 d



DV Fit Results:

Period = 388.35943 [0.00480] d
Epoch = 250.1251 [0.0077] BKJD
Rp/R* = 0.0188 [0.0127]
a/R* = 498.38 [1675.47]
b = 0.90 [0.72]
Seff = 0.93 [0.28]
Teq = 250 [19] K
Rp = 1.98 [1.41] Re
a = 1.0411 [0.1901] AU
Ag = 14073.31 [20214.14] [0.70σ]
Teffp = 4213 [1493] K [2.65σ]

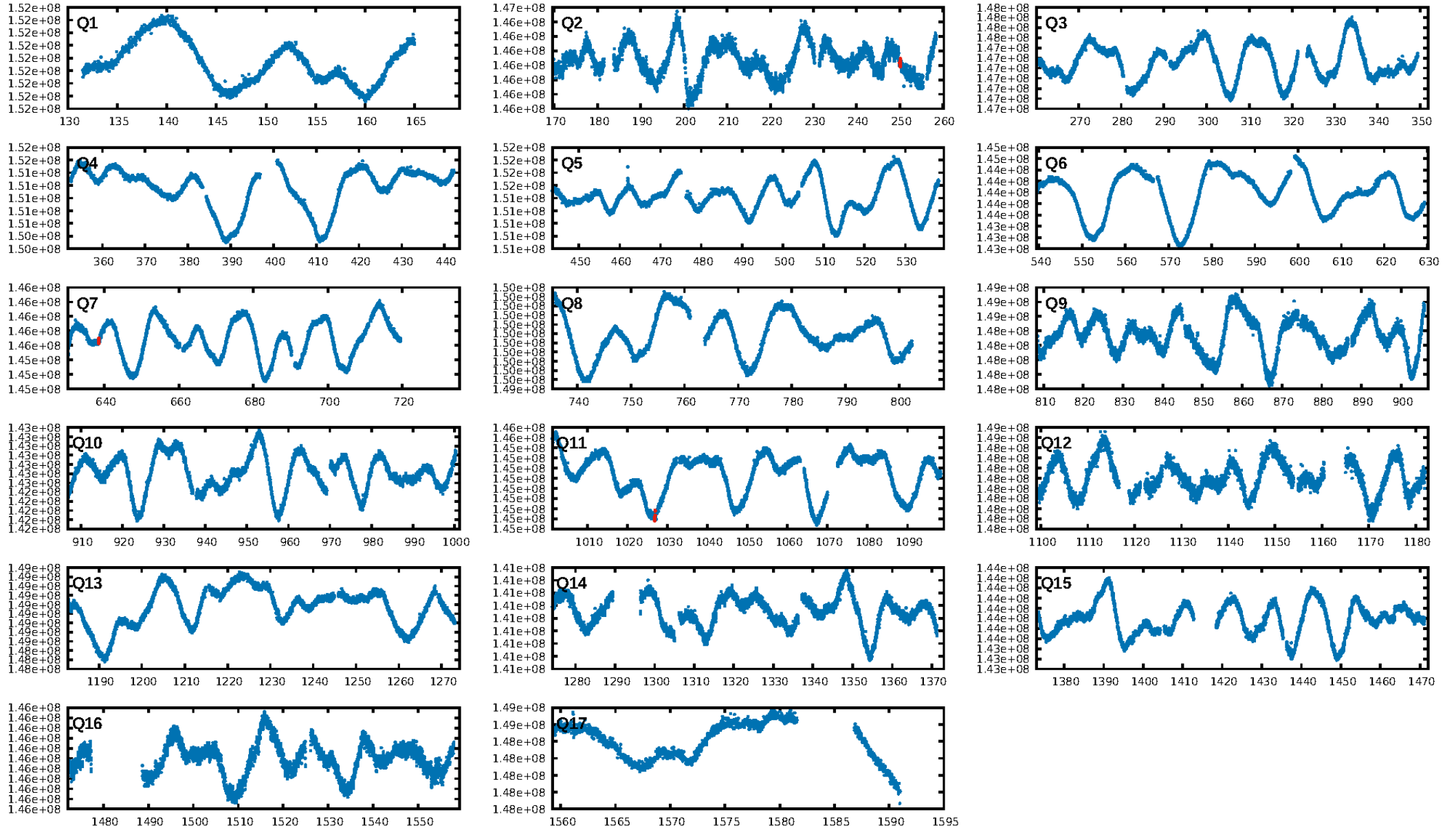
DV Diagnostic Results:

ShortPeriod-sig: N/A
LongPeriod-sig: N/A
ModelChiSquare2-sig: 50.8%
ModelChiSquareGof-sig: 98.8%
Bootstrap-pfa: 1.37e-09
RollingBand-fgt: 1.00 [3/3]
GhostDiagnostic-chr: -2.61
Centroid-sig: 3.3%
Centroid-so: 3.354 arcsec [2.08σ]
OotOffset-rm: 1.117 arcsec [0.42σ]
OotOffset-st: 0/2/0/0 [2]
KicOffset-rm: 0.915 arcsec [0.31σ]
KicOffset-st: 0/2/0/0 [2]
DiffImageQuality-fgm: 0.50 [1/2]
DiffImageOverlap-fno: 1.00 [3/3]

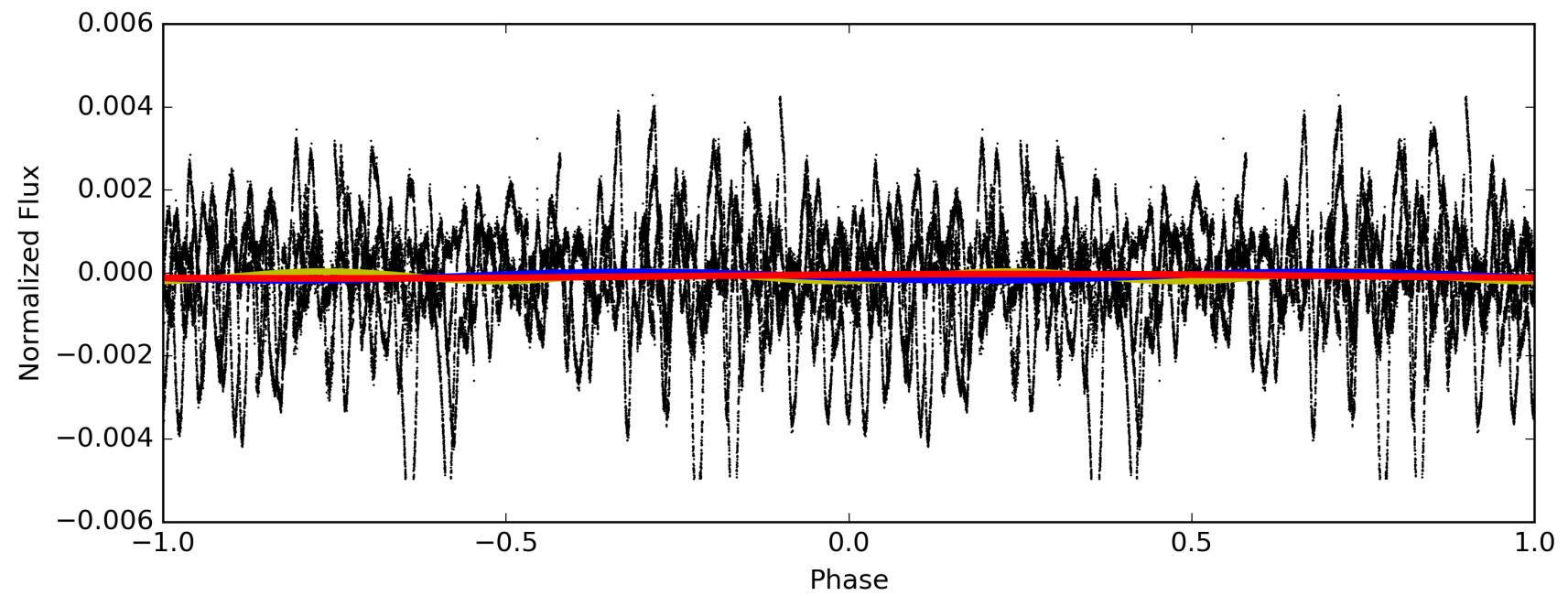
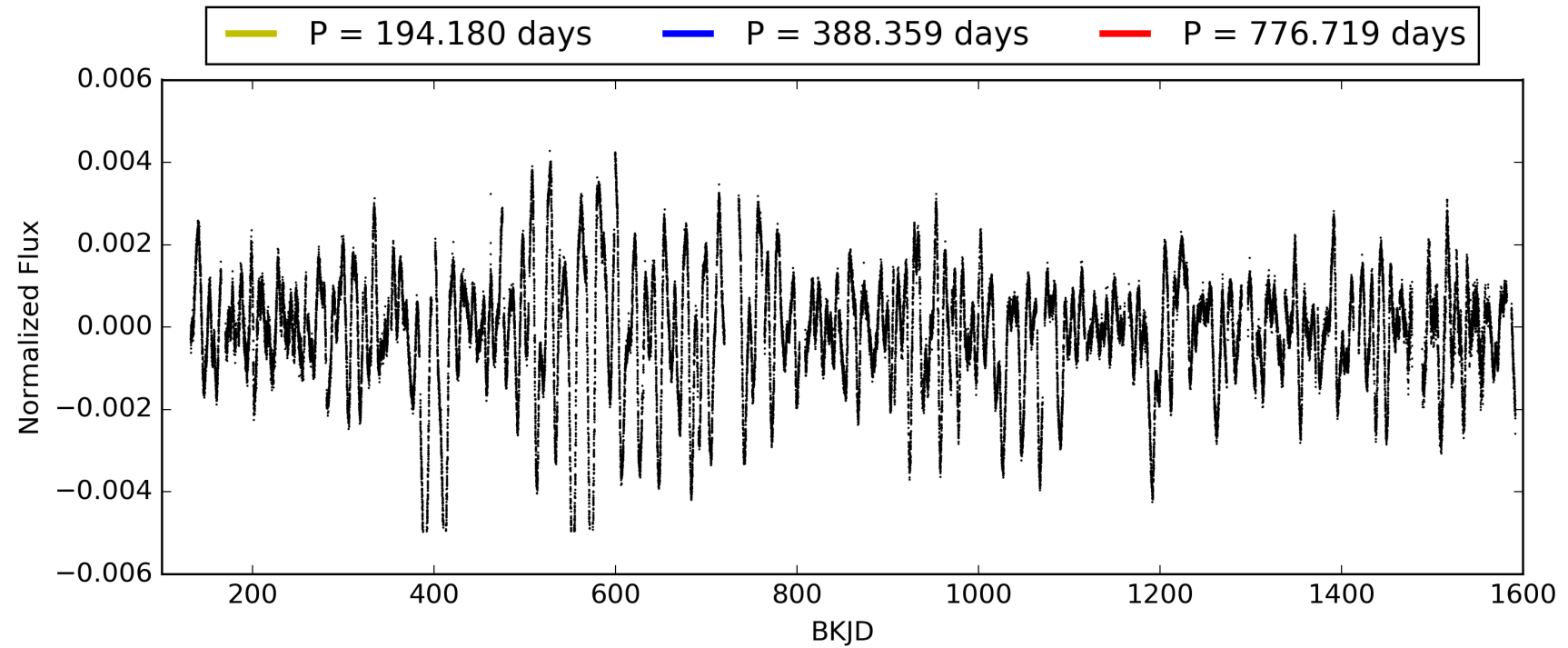
Software Revision: svn+ssh://murzim/repo/soc/tags/release/9.3.42@60958 -- Date Generated: 31-Jan-2016 21:18:45 Z

This Data Validation Report Summary was produced in the Kepler Science Operations Center Pipeline at NASA Ames Research Center

TCE 008671919-01, PDC Light Curves

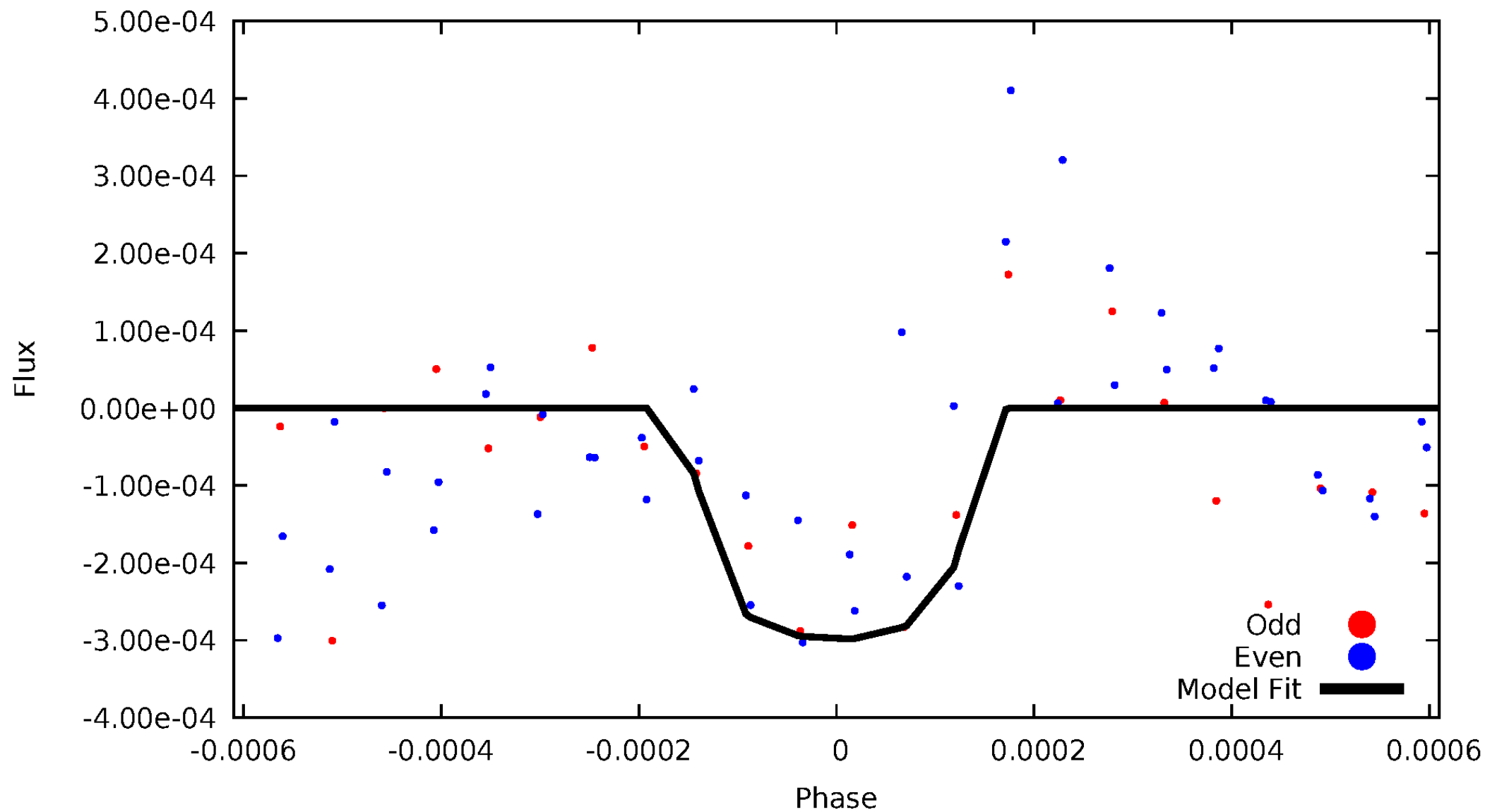


TCE 008671919-01



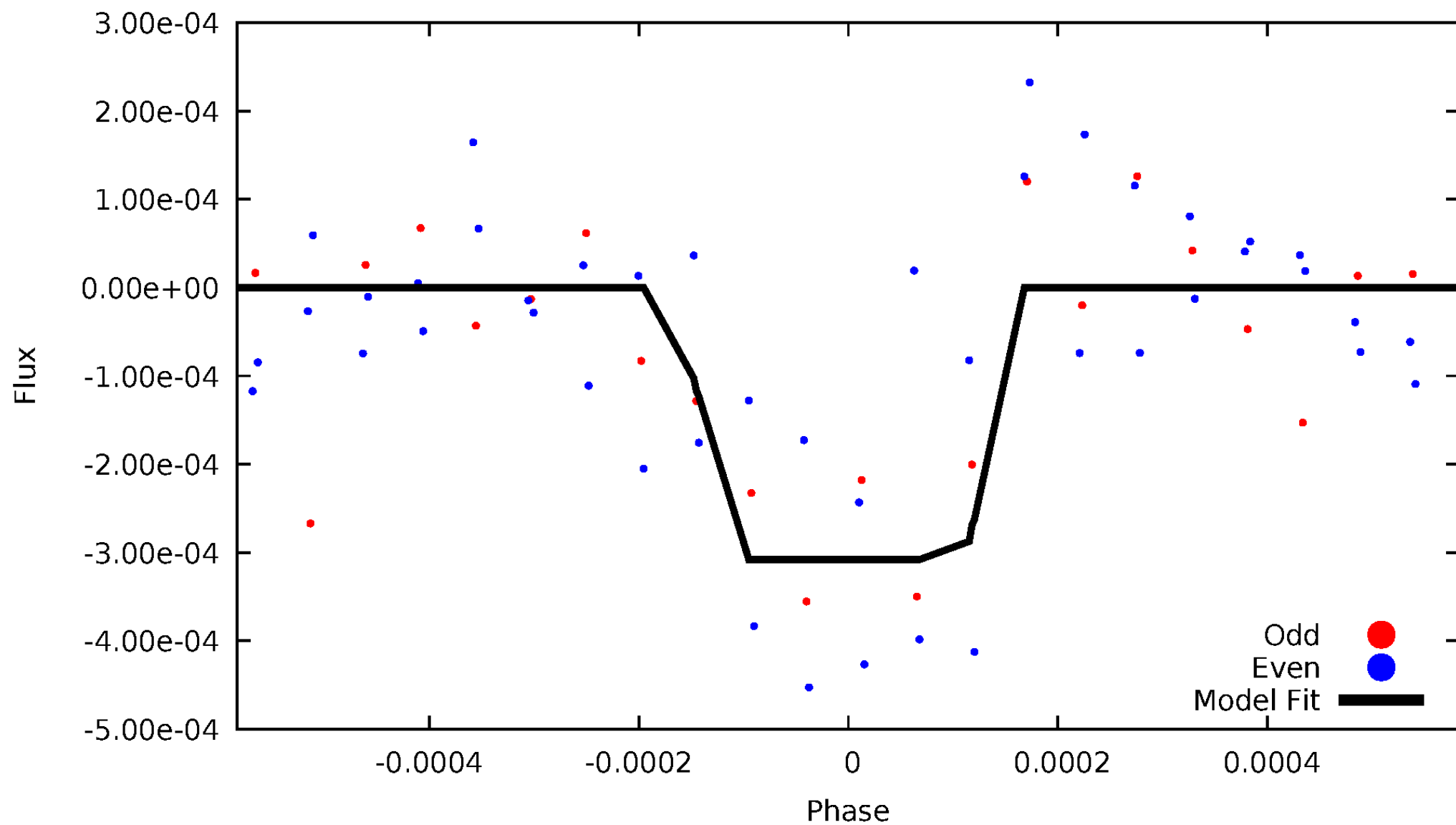
DV Odd/Even

TCE 008671919-01



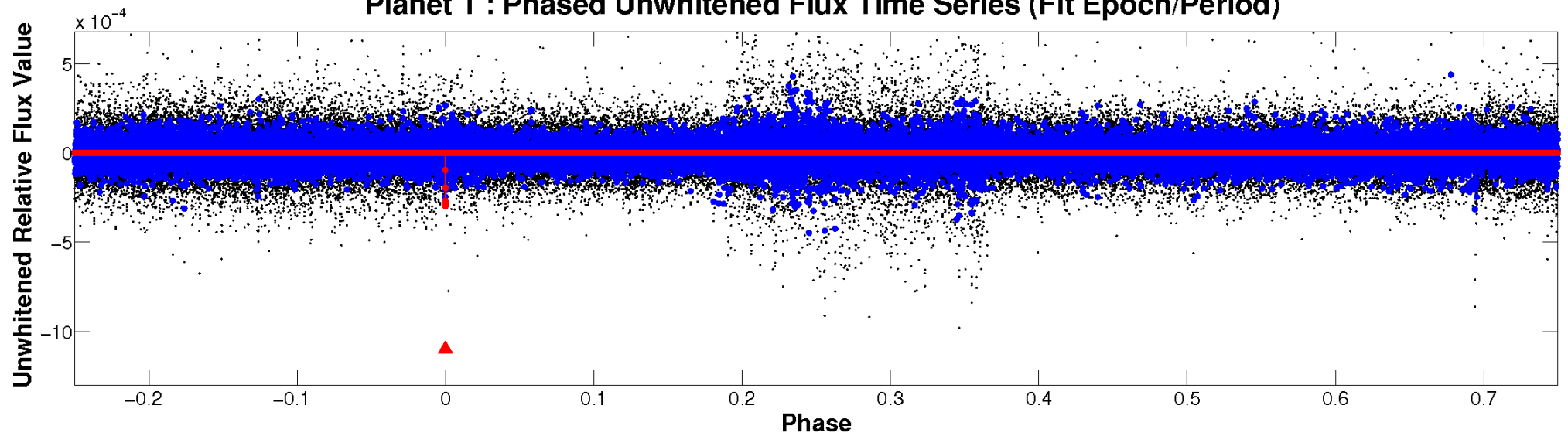
ALT Odd/Even

TCE 008671919-01

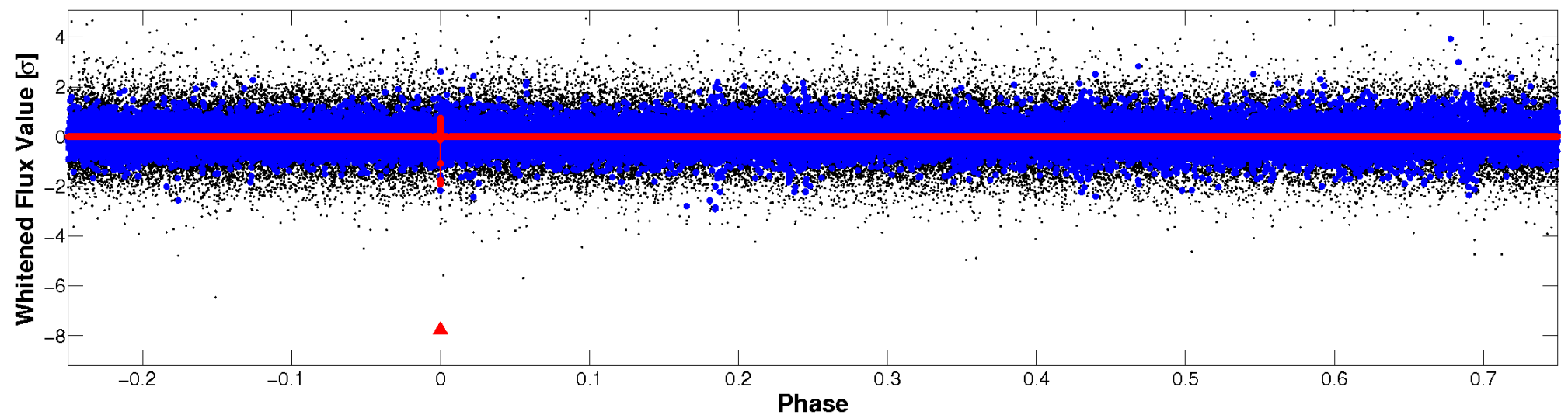


Non-Whitened Vs. Whitened Light Curve

Planet 1 : Phased Unwhitened Flux Time Series (Fit Epoch/Period)

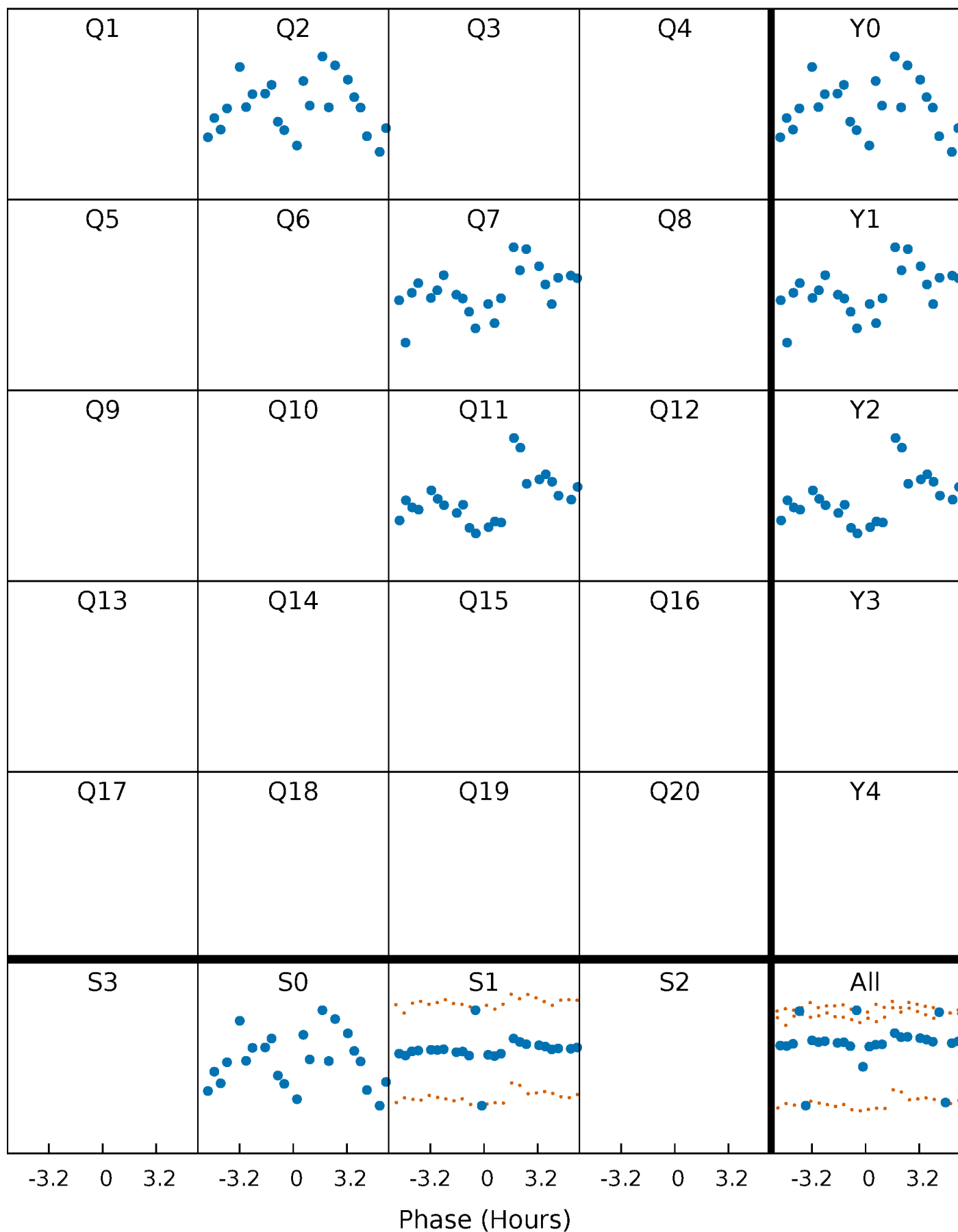


Planet 1 : Phased Whitened Flux Time Series (Fit Epoch/Period)



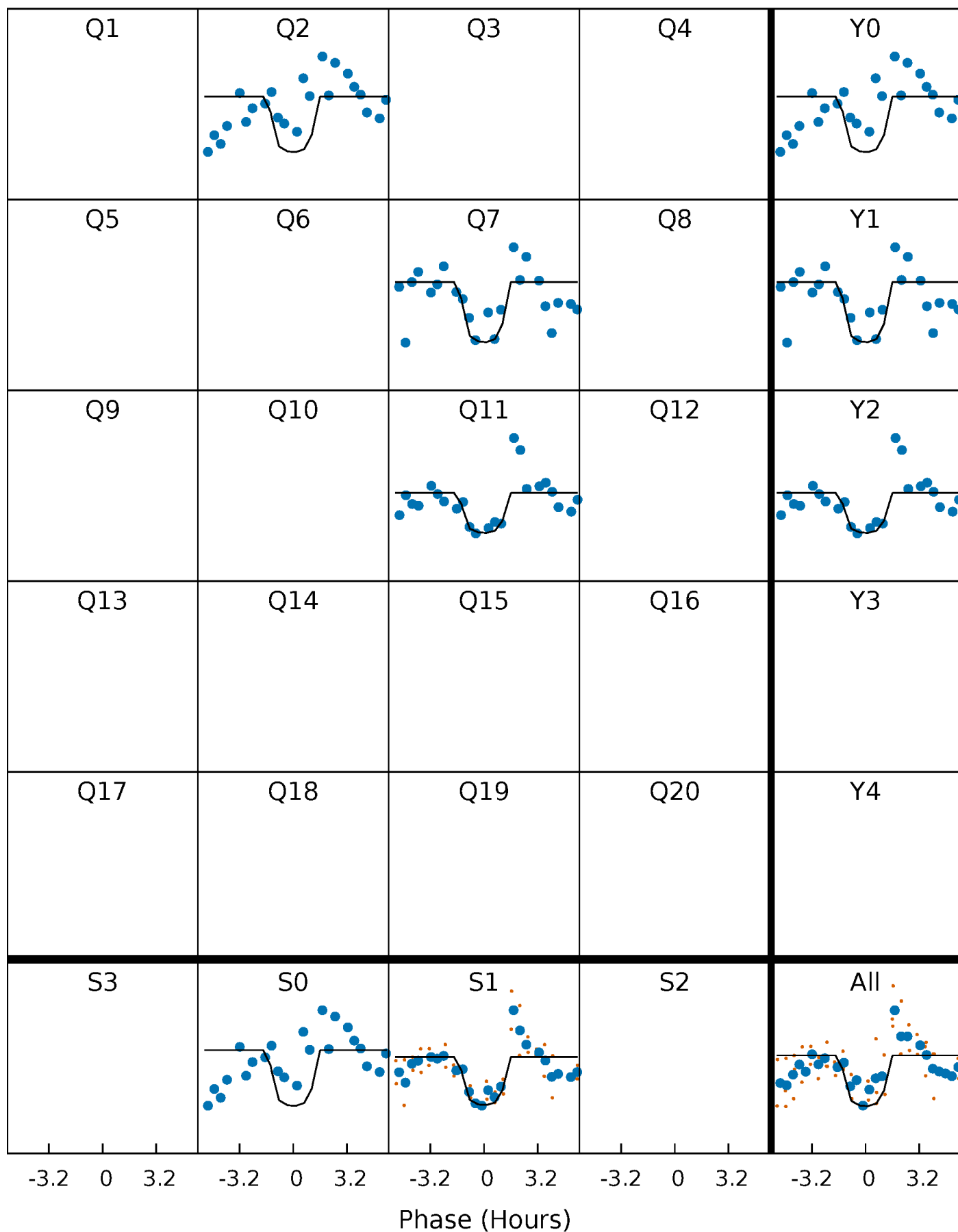
PDC Quarter-Phased Transit Curves

TCE 008671919-01 P=388.359434 Days $T_0=250.125136$ (BKJD)



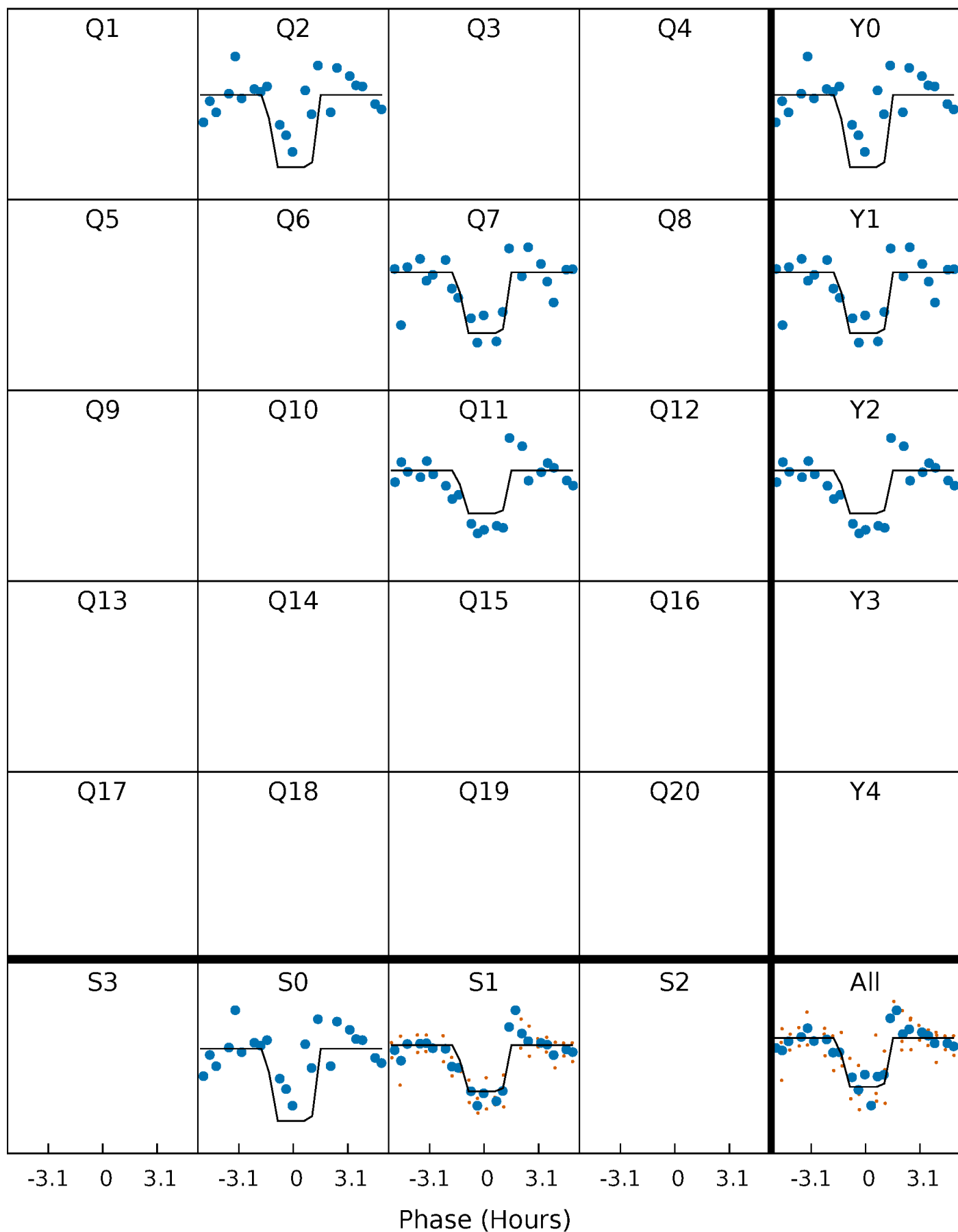
DV Quarter-Phased Transit Curves

TCE 008671919-01 P=388.359434 Days $T_0=250.125136$ (BKJD)



Alt. Detrend Quarter-Phased Transit Curves

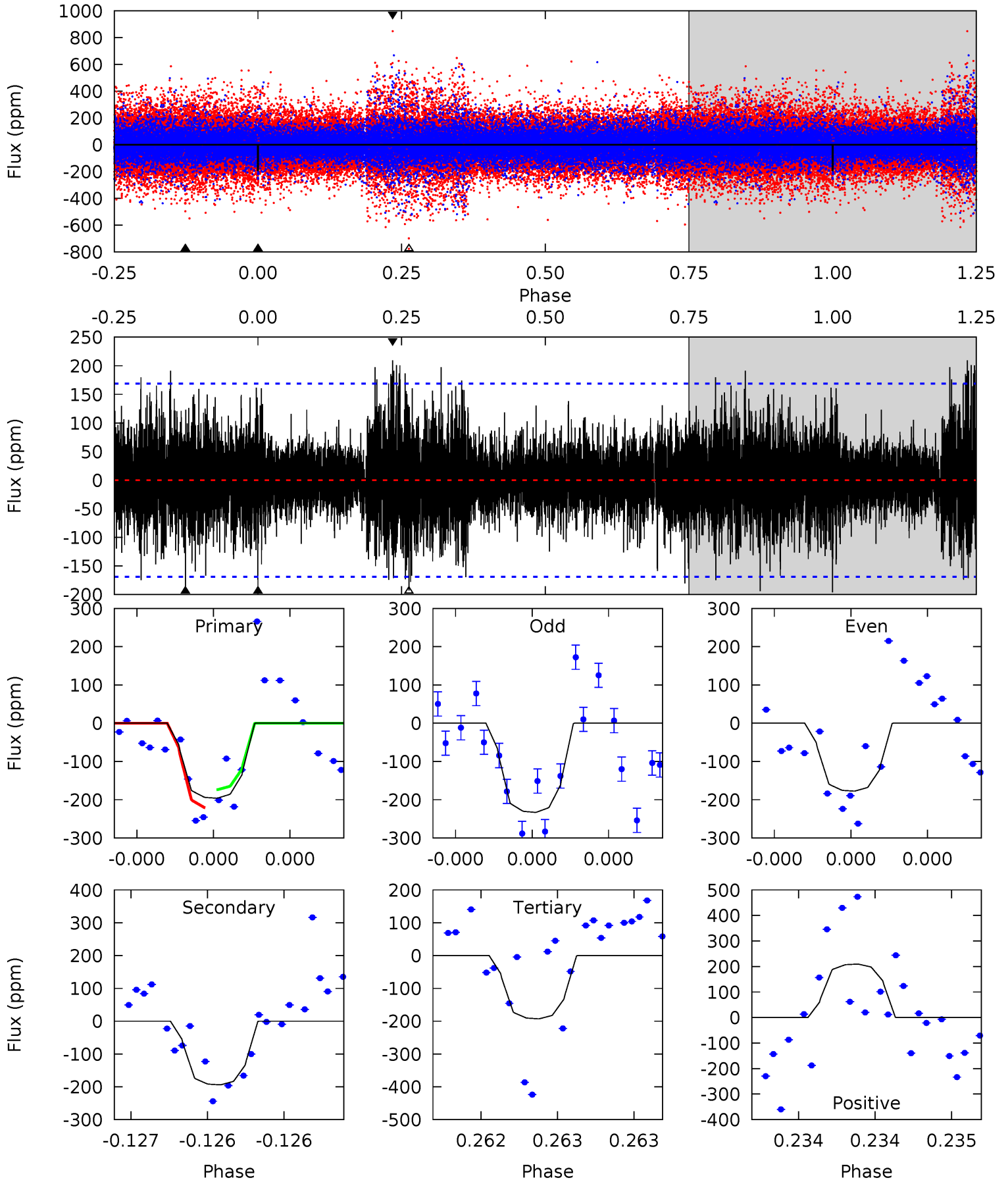
TCE 008671919-01 P=388.359442 Days $T_0=250.126408$ (BKJD)



DV Model-Shift Uniqueness Test

008671919-01, P = 388.359434 Days, E = 250.125136 Days

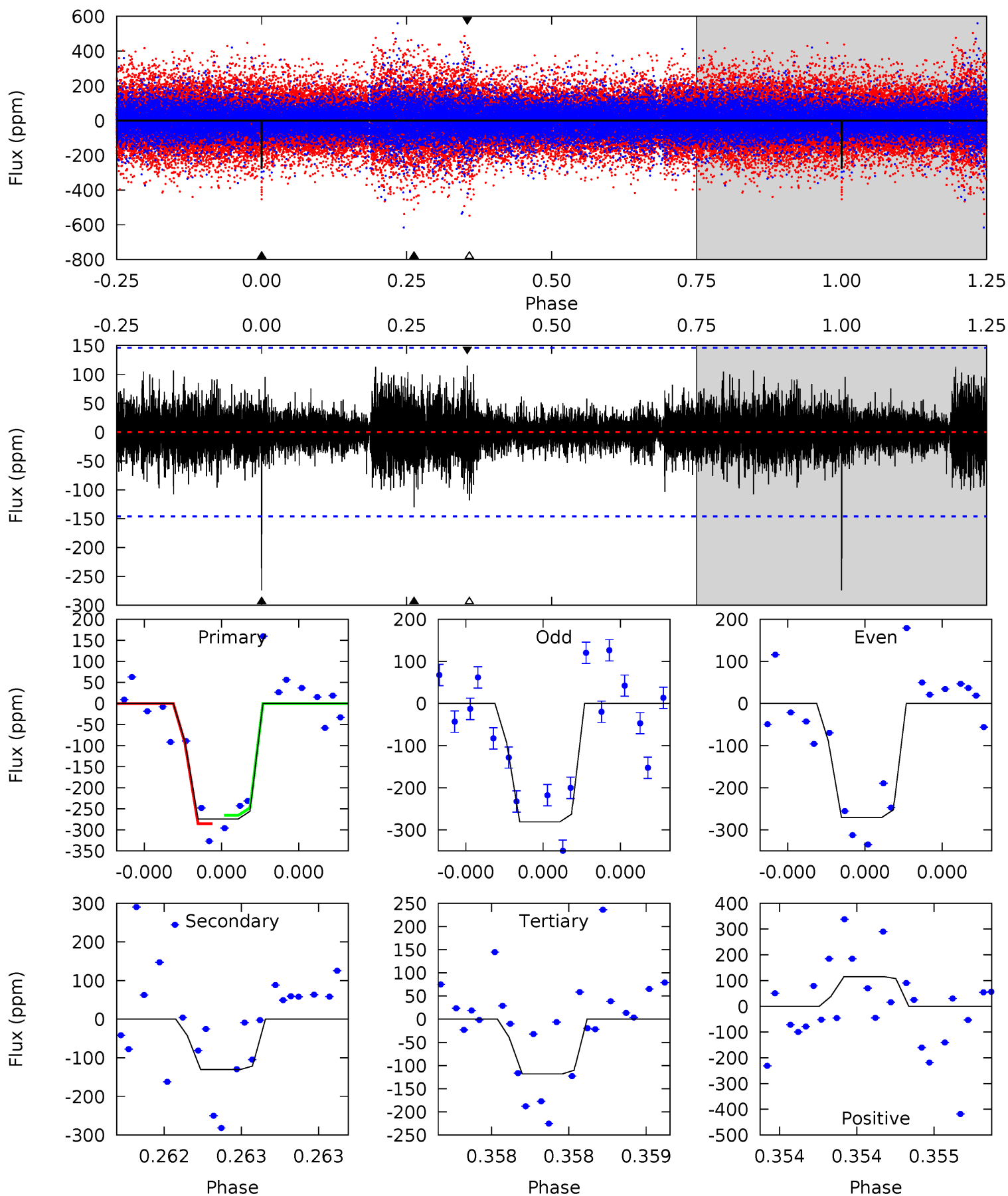
Pri	Sec	Ter	Pos	FA ₁	FA ₂	F _{Red}	Pri-Ter	Pri-Pos	Sec-Ter	Sec-Pos	Odd-Evn	DMM	Shape	TAT
6.56	6.49	6.45	7.01	5.65	3.60	1.53	0.11	-0.45	0.04	-0.52	0.85	0.84	0.52	0.77



Alt Model-Shift Uniqueness Test

008671919-01, $P = 388.359442$ Days, $E = 250.126408$ Days

Pri	Sec	Ter	Pos	FA ₁	FA ₂	F _{Red}	Pri-Ter	Pri-Pos	Sec-Ter	Sec-Pos	Odd-Evn	DMM	Shape	TAT
10.6	5.03	4.57	4.46	5.65	3.60	0.93	6.05	6.16	0.47	0.58	0.18	0.98	0.30	0.38



Stellar Parameters For KIC 008671919

	$T_{\text{eff}}(K)$	$\log(g)$	[Fe/H]	$R (R_{\odot})$	$M(M_{\odot})$	$p_{\star} (\text{g}\cdot\text{cm}^{-3})$
	5887^{+158}_{-193}	$4.467^{+0.063}_{-0.147}$	$-0.060^{+0.250}_{-0.300}$	$0.966^{+0.208}_{-0.104}$	$0.997^{+0.105}_{-0.117}$	$1.560^{+0.487}_{-0.616}$
	+3%/-3%	+1%/-3%	+417%/-500%	+22%/-11%	+11%/-12%	+31%/-39%
Source	PHO1	FLK73	KIC0	DSEP		

KIC = Kepler Input Catalog; PHO = Photometry; SPE = Spectroscopy; AST = Asteroseismology
 TRA = Transits; DESP = Dartmouth Models; MULT = Multiple Models

Secondary Eclipse Parameters for KIC 008671919-01 / KOI

Detrend	Depth (ppm)	$R_p (R_{\oplus})$	$T_{max} (K)$	$T_{obs} (K)$	A_{obs}
DV	-194 ± 30	$2.16^{+1.40}_{-1.23}$	353^{+20}_{-16}	4975^{+2639}_{-870}	$24713^{+110824}_{-15667}$
Alt.	-130 ± 26	$2.00^{+1.41}_{-1.13}$	353^{+20}_{-15}	4758^{+2286}_{-886}	19006^{+84748}_{-12620}

T_{max} = Theoretical Maximum Planetary Temperature

T_{obs} = Observed Planetary Temperature (Assuming A=0.3)

A_{obs} = Observed Albedo (Assuming T=0)

If a secondary eclipse is present, the system is likely an EB if $T_{obs} \gg T_{max}$ AND $A_{obs} \gg 1.0$

DV Centroid Data

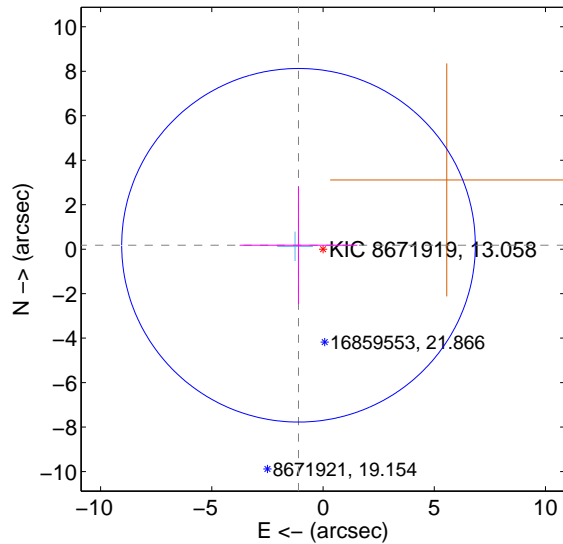
Supplemental centroid analysis for 008671919-01. Kepler magnitude: 13.06. Transit SNR 7.50

There are 1 quarters with good PRF difference image offsets

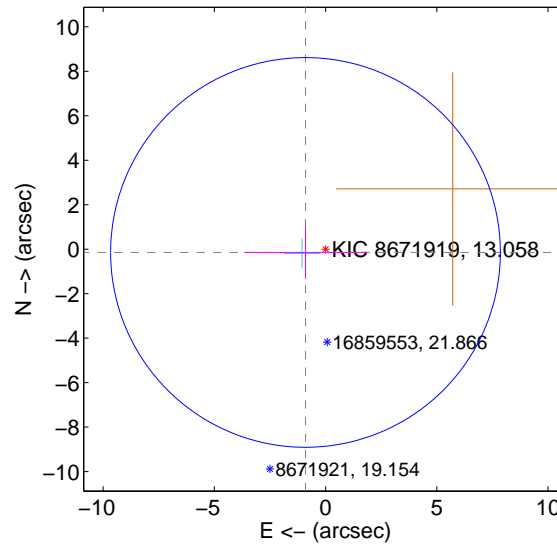
The direct PRF centroid is offset from the target star catalog position by about 0.43 arcsec

	Distance in arcsec	Distance / σ	Δ RA	Δ Dec
PRF-fit source offset from OOT	1.117 ± 2.650	0.42	1.103 ± 2.650	0.175 ± 2.641
PRF-fit source offset from KIC position	0.915 ± 2.921	0.31	0.904 ± 2.767	-0.147 ± 1.187
photometric centroid source offset	3.35 ± 1.62	2.08	-3.30 ± 1.62	0.57 ± 1.27

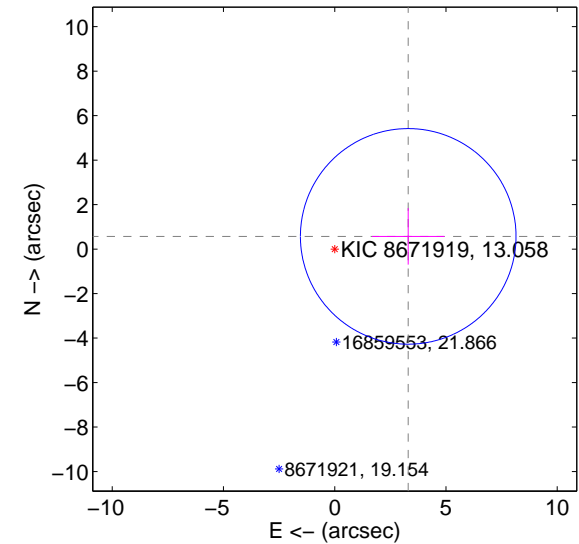
offset from difference PRF-fit to OOT PRF-fit



offset from difference PRF-fit to KIC position

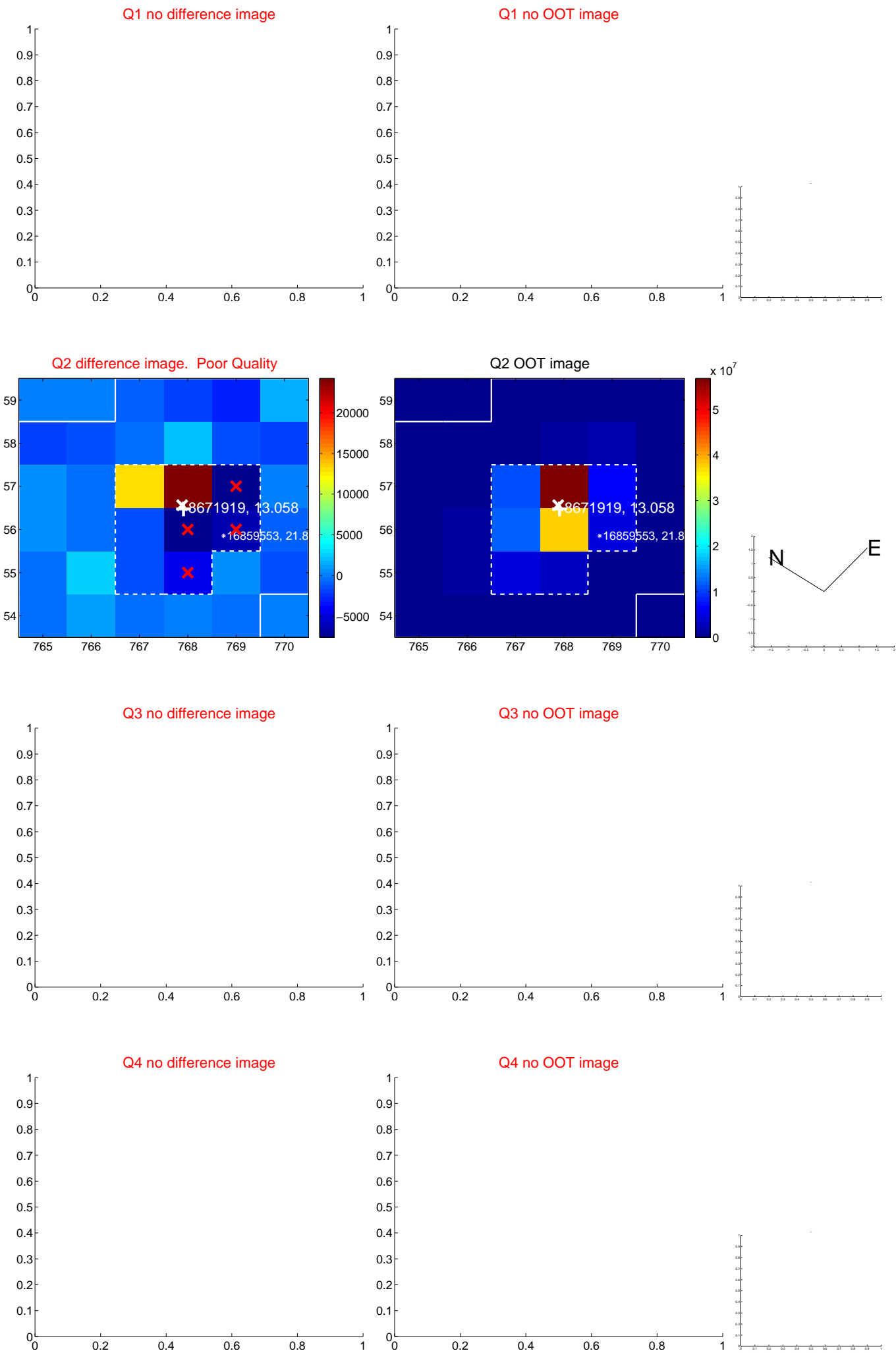


offset from photometric centroids



Centroid source offsets from the target star reconstructed from PRF and photometric centroids. Sky blue crosses: good quarterly centroid offsets; Vermillion crosses: bad quarterly centroid offsets; magenta cross: average over quarters. Length of the crosses: one- σ uncertainty. Blue circle: three- σ . Red *: target star. Blue *: Other stars. Text next to a star gives its KIC ID and kepmag. KIC IDs > 15,000,000 are from the UKIRT catalog.

white \times : KIC target position; $+$: OOT centroid; \triangle : difference centroid. red \times : large negative pixel value.



white \times : KIC target position; +: OOT centroid; \triangle : difference centroid. red \times : large negative pixel value.

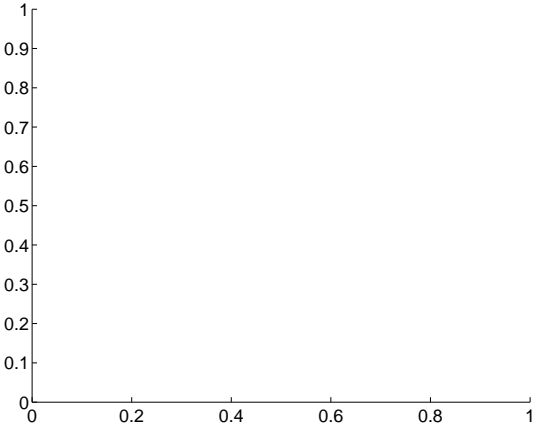
Q5 no difference image



Q5 no OOT image



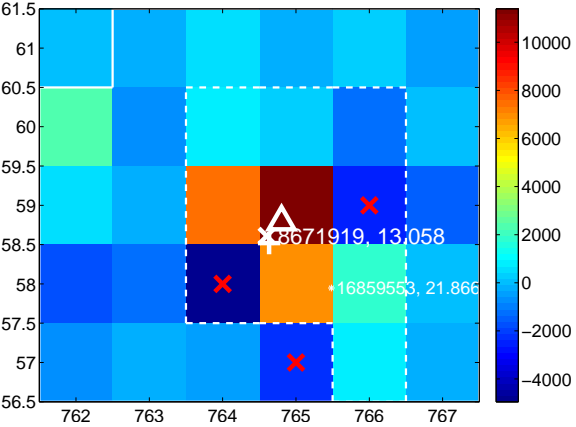
Q6 no difference image



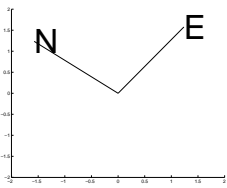
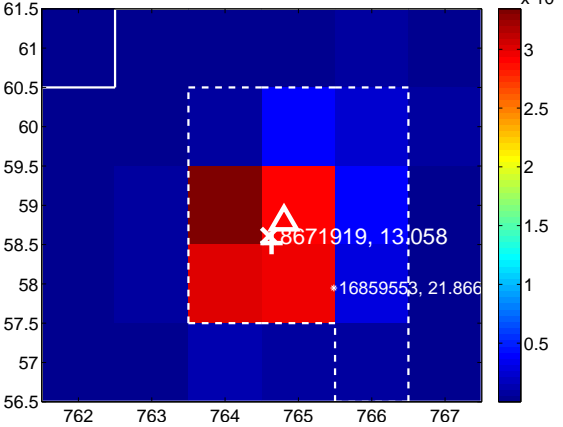
Q6 no OOT image



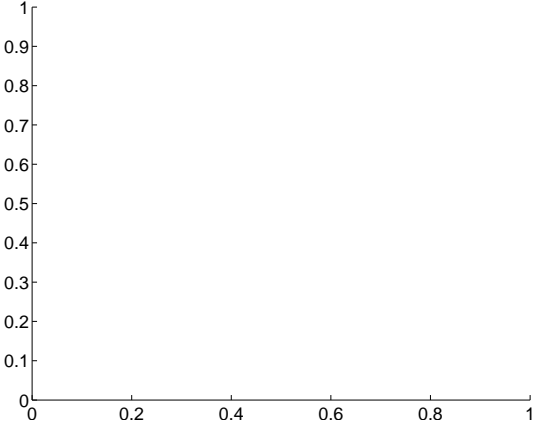
Q7 difference image



Q7 OOT image



Q8 no difference image



Q8 no OOT image



white \times : KIC target position; $+$: OOT centroid; \triangle : difference centroid. red \times : large negative pixel value.

Q9 no difference image



Q9 no OOT image



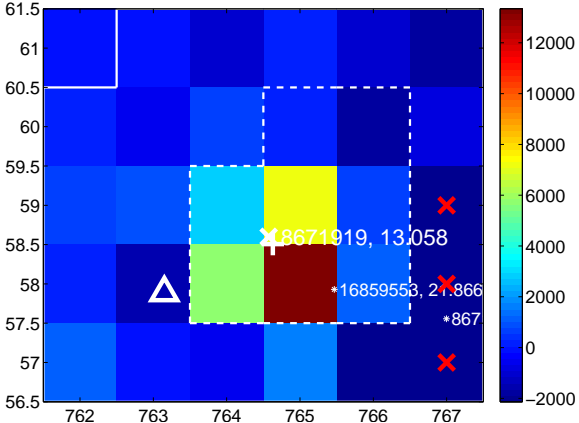
Q10 no difference image



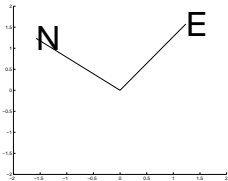
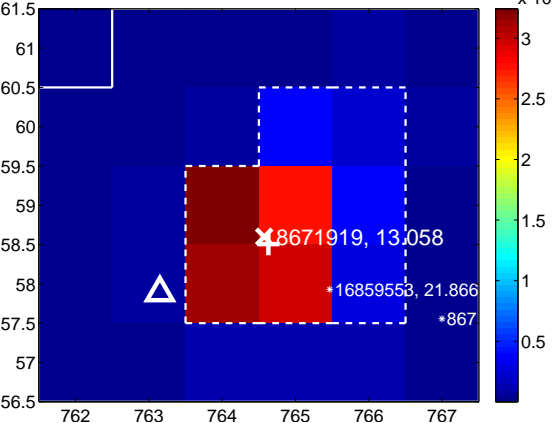
Q10 no OOT image



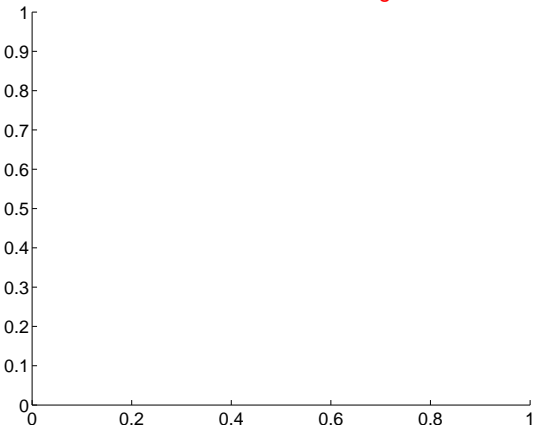
Q11 difference image. Poor Quality



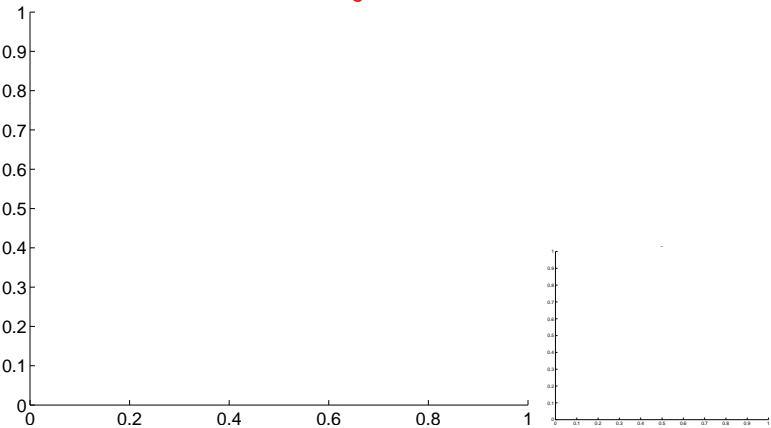
Q11 OOT image



Q12 no difference image



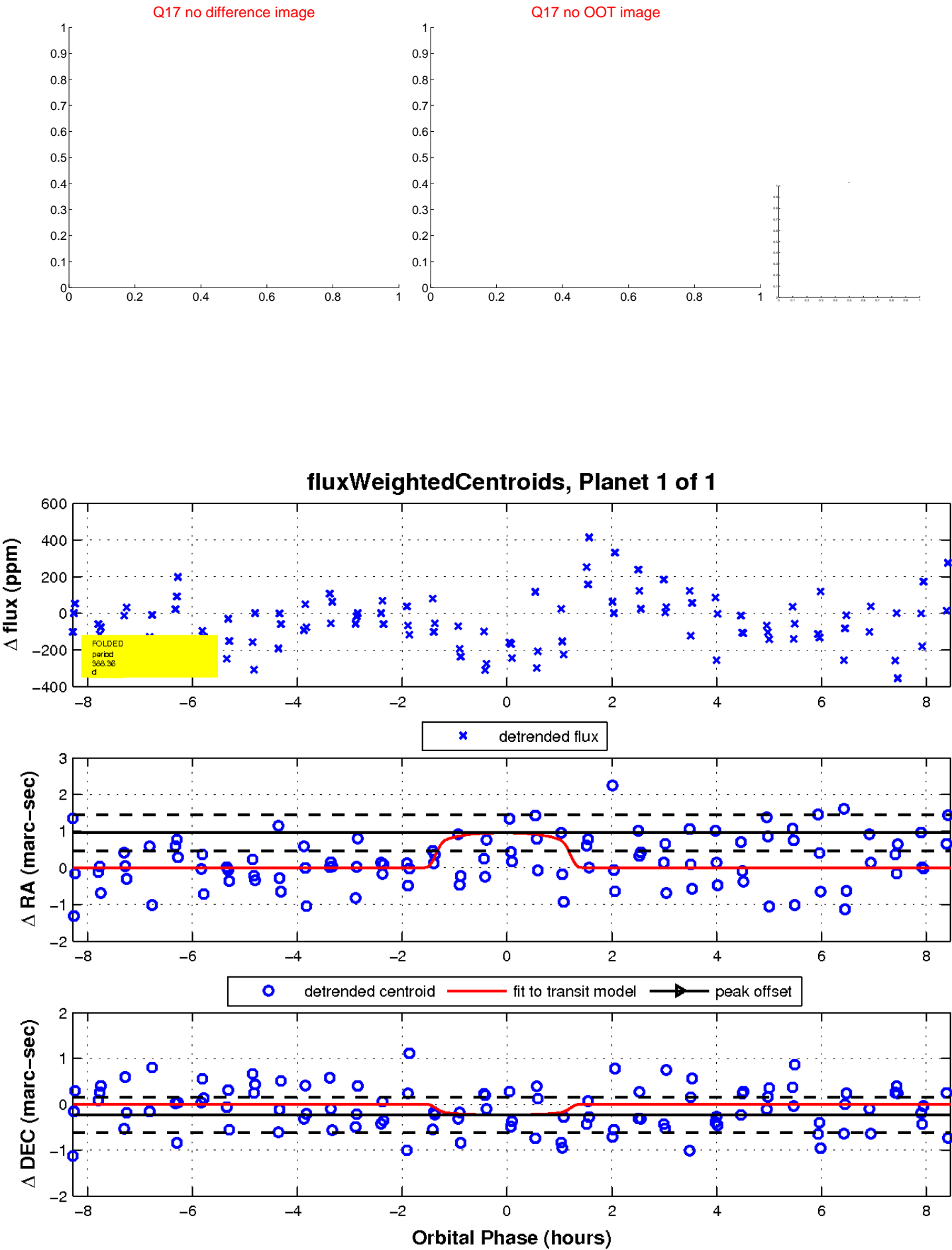
Q12 no OOT image



white \times : KIC target position; $+$: OOT centroid; \triangle : difference centroid. red \times : large negative pixel value.



white \times : KIC target position; $+$: OOT centroid; \triangle : difference centroid. red \times : large negative pixel value.



UKIRT Image

Declination

