

# KIC 008649876

## Q1-17 DR25 TCE Parameters

TCE	Run Type	KOI?	Period (Days)	Epoch (BKJD)	Depth (ppm)	Duration (Hours)	MES	SNR	$R_{\star}$ ( $R_{\odot}$ )	$T_{\star}$ (K)	$R_p$ ( $R_{\oplus}$ )	$S_p$ ( $S_{\oplus}$ )
008649876-01	OBS	7595.01	10.421539	140.633821	48.5	28.574	8.9	7.0	2.07	6183	1.71	550.62

## Robovetter Results

TCE	Run Type	Disp	Score	N	S	C	E	Comments
008649876-01	OBS	FP	0.00	1	0	0	0	LPP_DV

**Notes:** OBS = Observed. INJ = Injected. INV = Inverted. SCR = Scrambled.

N = Not Transit-Like. S = Stellar Eclipse. C = Centroid Offset. E = Ephemeris Match.

See [http://exoplanetarchive.ipac.caltech.edu/docs/API\\_kepcandidate\\_columns.html#proj\\_disp\\_col](http://exoplanetarchive.ipac.caltech.edu/docs/API_kepcandidate_columns.html#proj_disp_col) for comment definitions.

## Ephemeris Match Information For 008649876-01

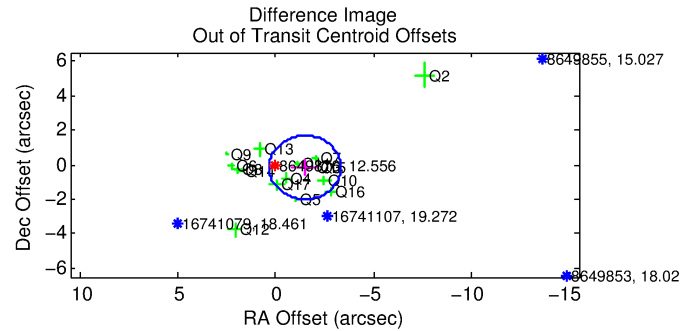
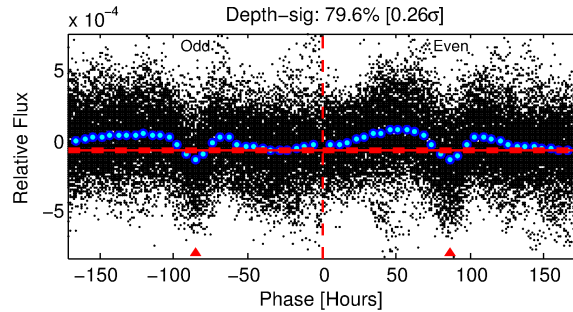
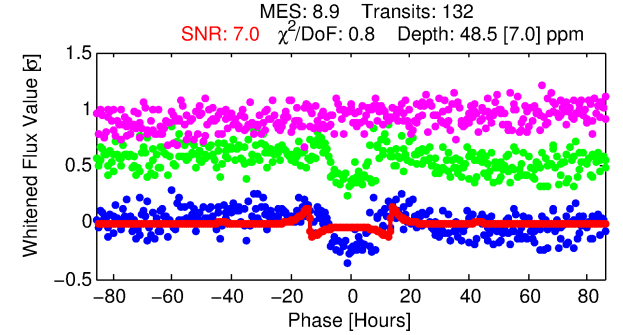
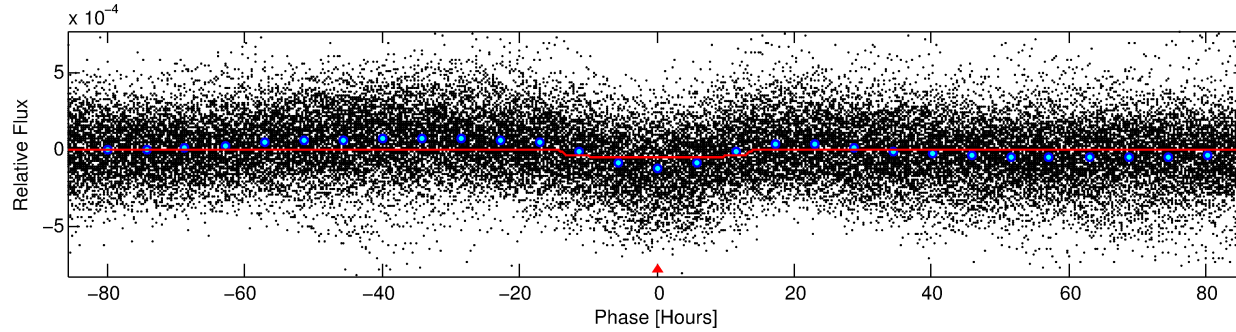
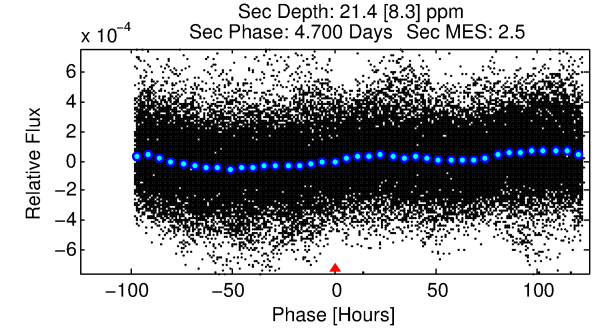
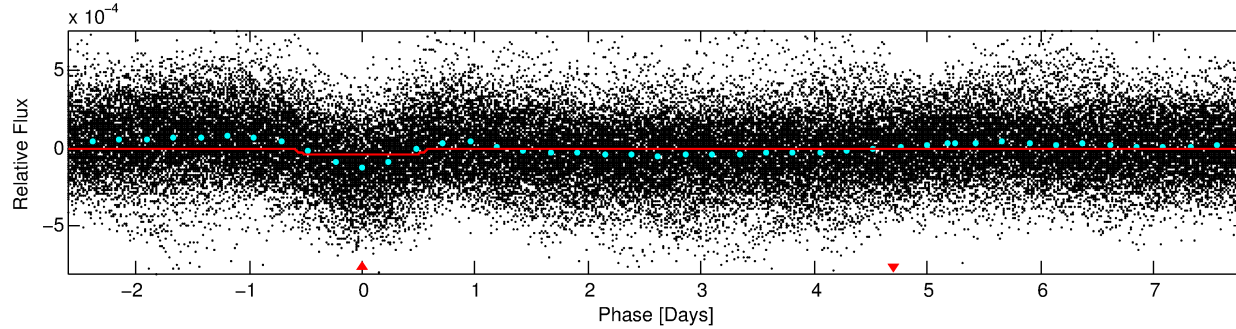
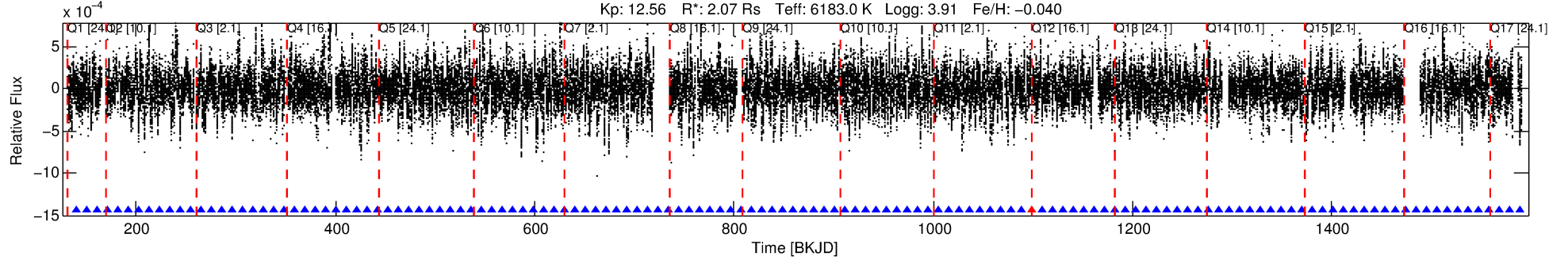
No Significant Match Found

# DV One-Page Summary

KIC: 8649876 Candidate: 1 of 1 Period: 10.422 d

KOI: K07595 Corr: No Ephemeris Match

Kp: 12.56 R\*: 2.07 Rs Teff: 6183.0 K Logg: 3.91 Fe/H: -0.040



## DV Fit Results:

Period = 10.42154 [0.00019] d  
Epoch = 140.6338 [0.0151] BKJD  
Rp/R\* = 0.0076 [0.0007]  
a/R\* = 1.53 [0.19]  
b = 0.91 [0.04]  
Seff = 550.62 [275.59]  
Teq = 1235 [155] K  
Rp = 1.71 [0.56] Re  
a = 0.1011 [0.0307] AU  
Ag = 41.04 [26.48] [1.51σ]  
Teffp = 4834 [533] K [6.48σ]

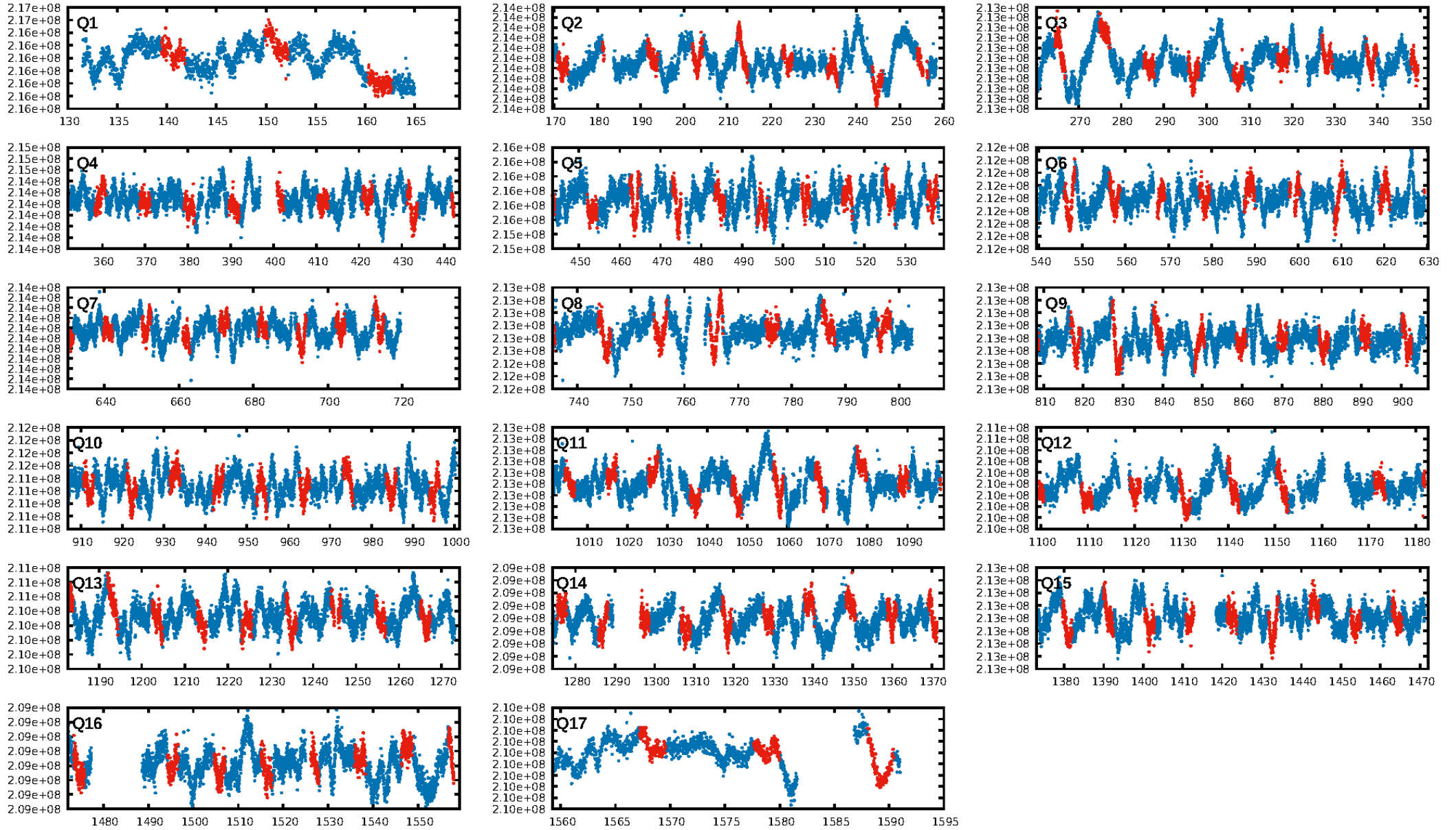
## DV Diagnostic Results:

ShortPeriod-sig: N/A  
LongPeriod-sig: N/A  
ModelChiSquare2-sig: 93.2%  
ModelChiSquareGof-sig: 100.0%  
Bootstrap-pfa: 1.43e-19  
RollingBand-fgt: 0.99 [125/126]  
GhostDiagnostic-chr: 2.52  
Centroid-sig: 0.0%  
Centroid-so: 1.684 arcsec [2.73σ]  
OotOffset-rm: 1.482 arcsec [2.42σ]  
KicOffset-rm: 1.413 arcsec [2.20σ]  
OotOffset-st: 4/4/4/4 [16]  
KicOffset-st: 4/4/4/4 [16]  
DiffImageQuality-fgm: 0.88 [14/16]  
DiffImageOverlap-fno: 1.00 [17/17]

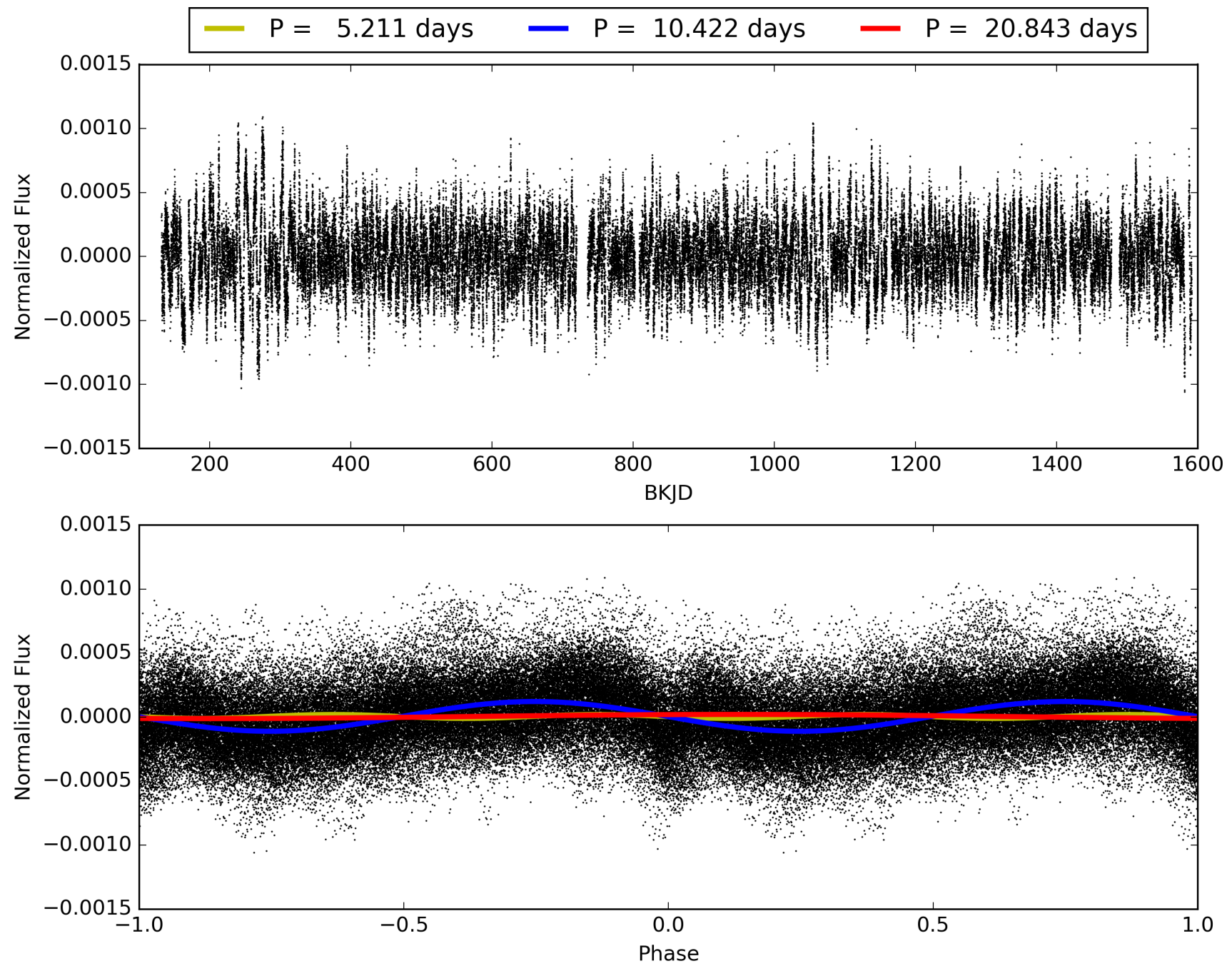
Software Revision: svn+ssh://murzim/repo/soc/tags/release/9.3.42@60958 -- Date Generated: 30-Jan-2016 14:38:08 Z

This Data Validation Report Summary was produced in the Kepler Science Operations Center Pipeline at NASA Ames Research Center

# TCE 008649876-01, PDC Light Curves

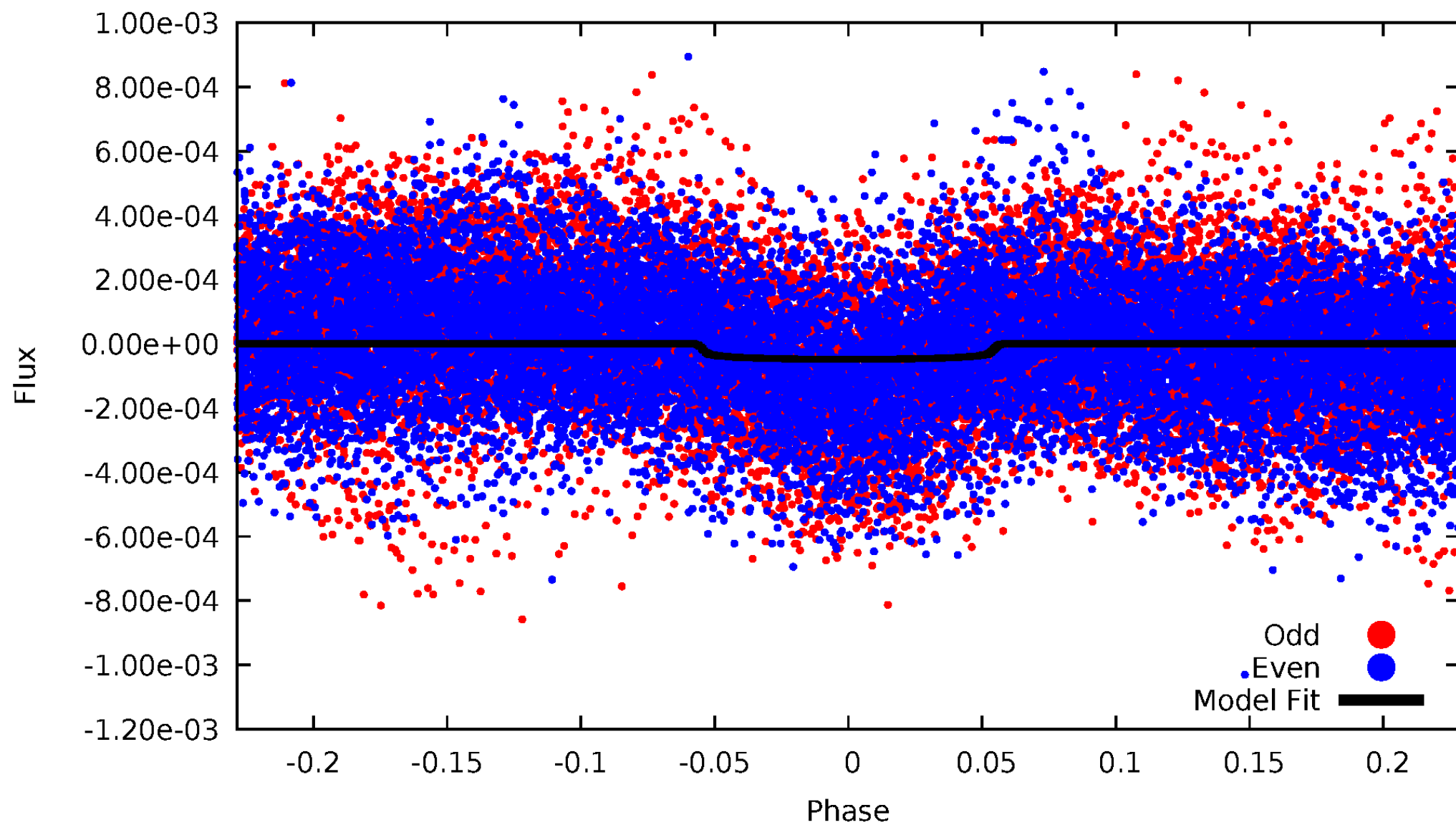


TCE 008649876-01



# DV Odd/Even

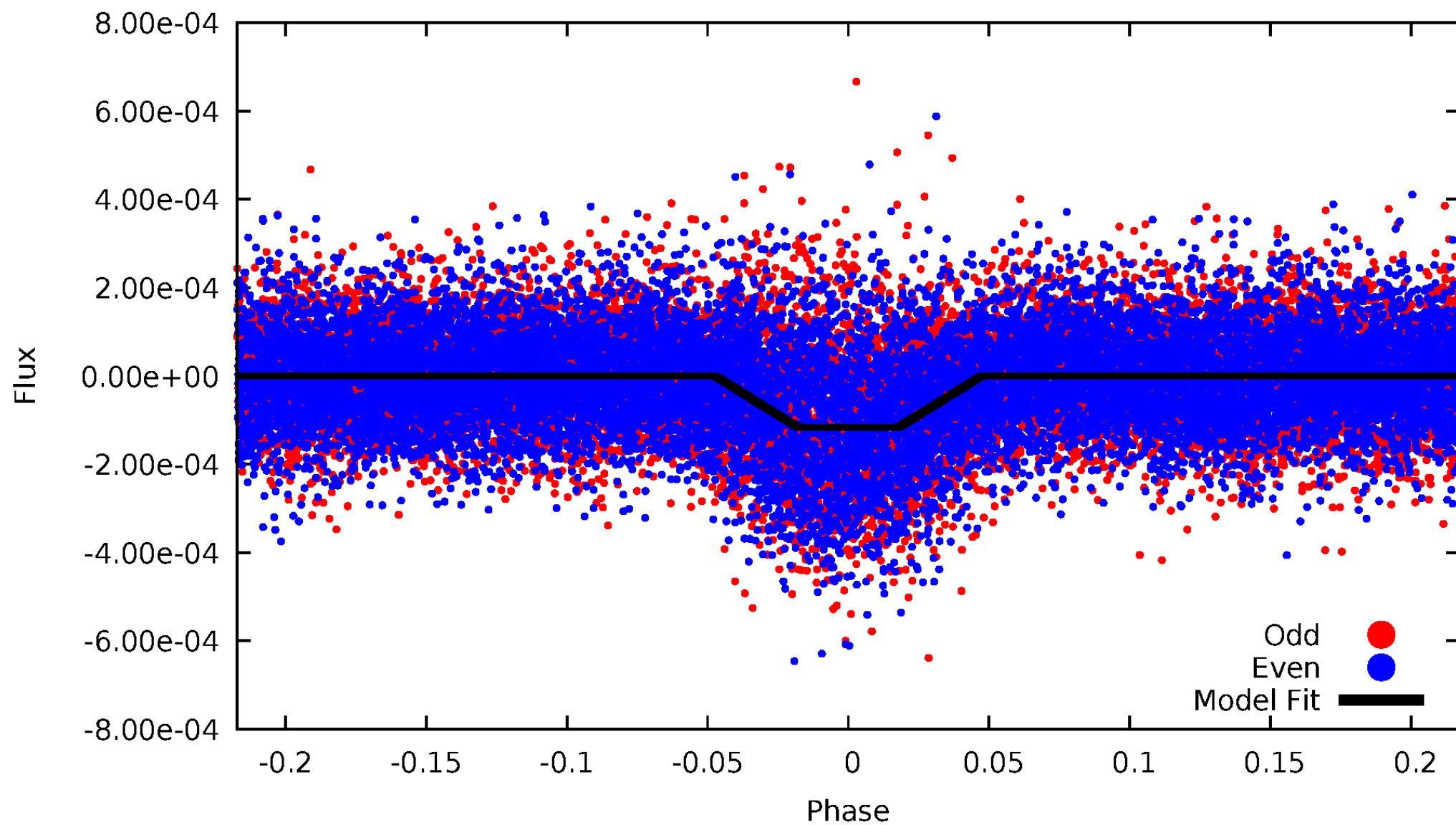
TCE 008649876-01



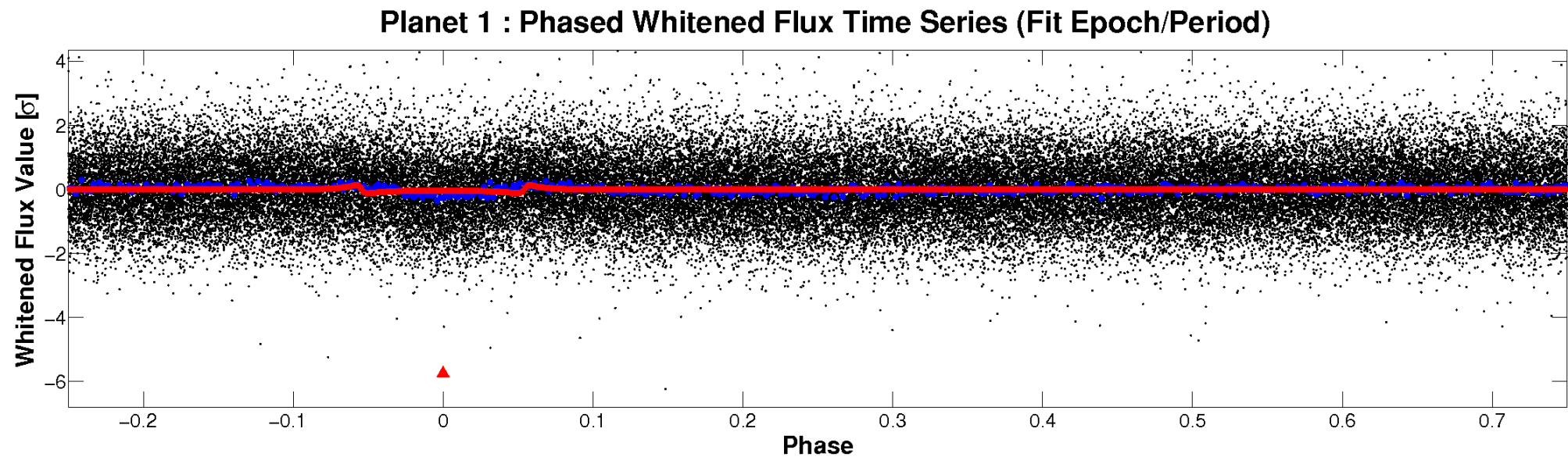
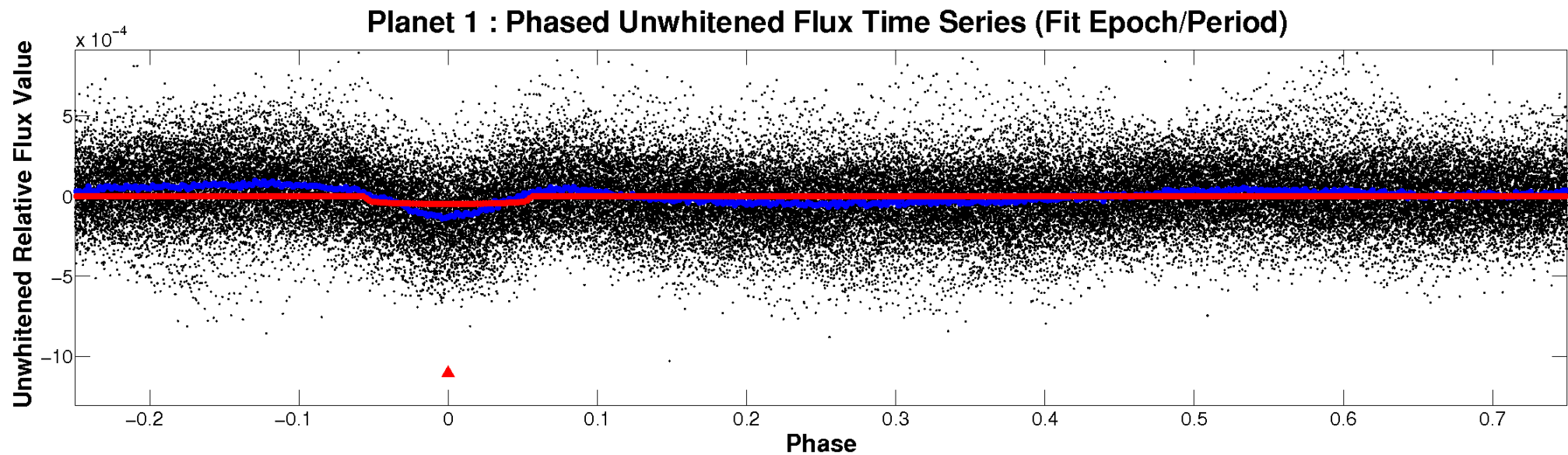


# ALT Odd/Even

TCE 008649876-01

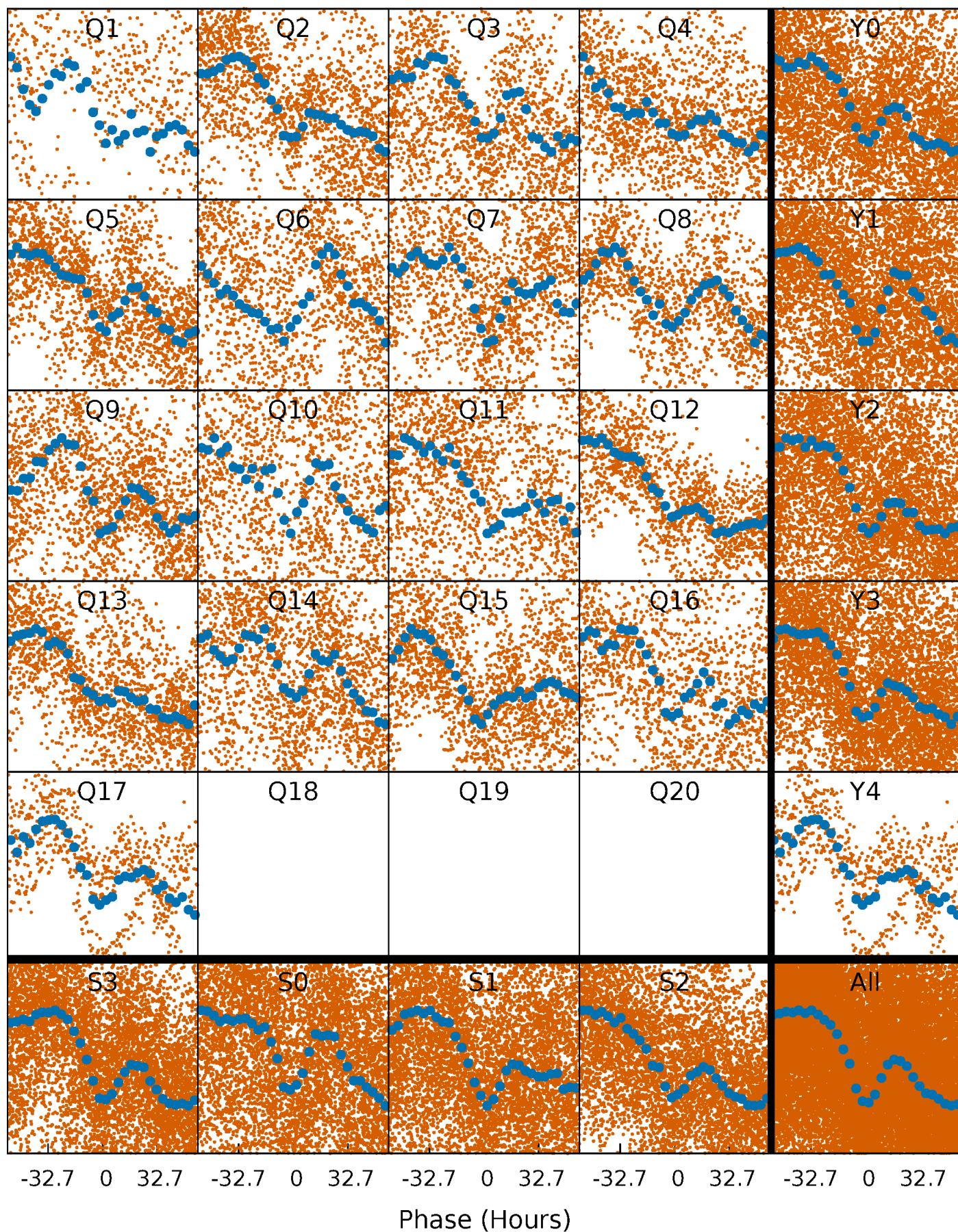


# Non-Whitened Vs. Whitened Light Curve



# PDC Quarter-Phased Transit Curves

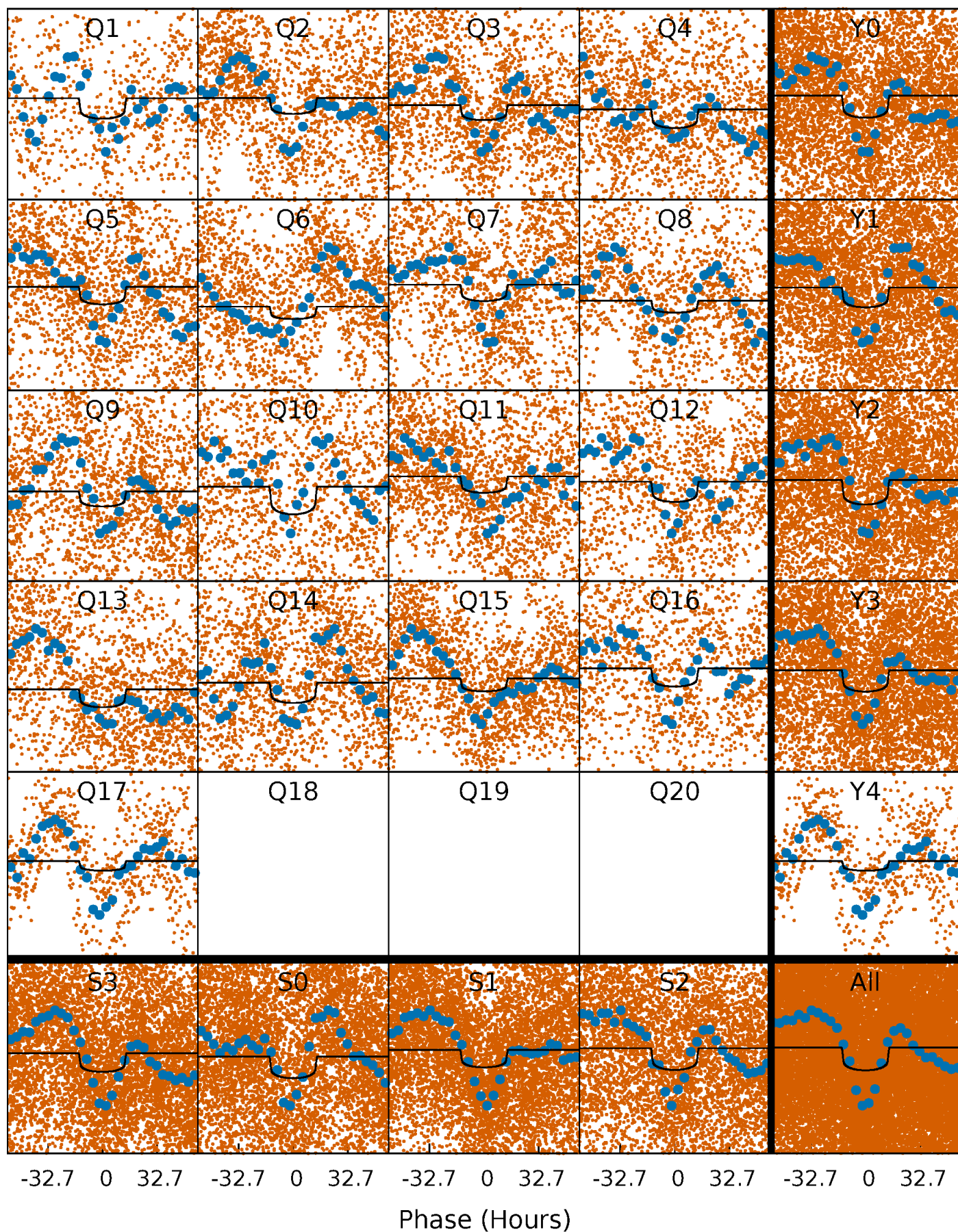
TCE 008649876-01 P= 10.421539 Days  $T_0=140.633821$  (BKJD)





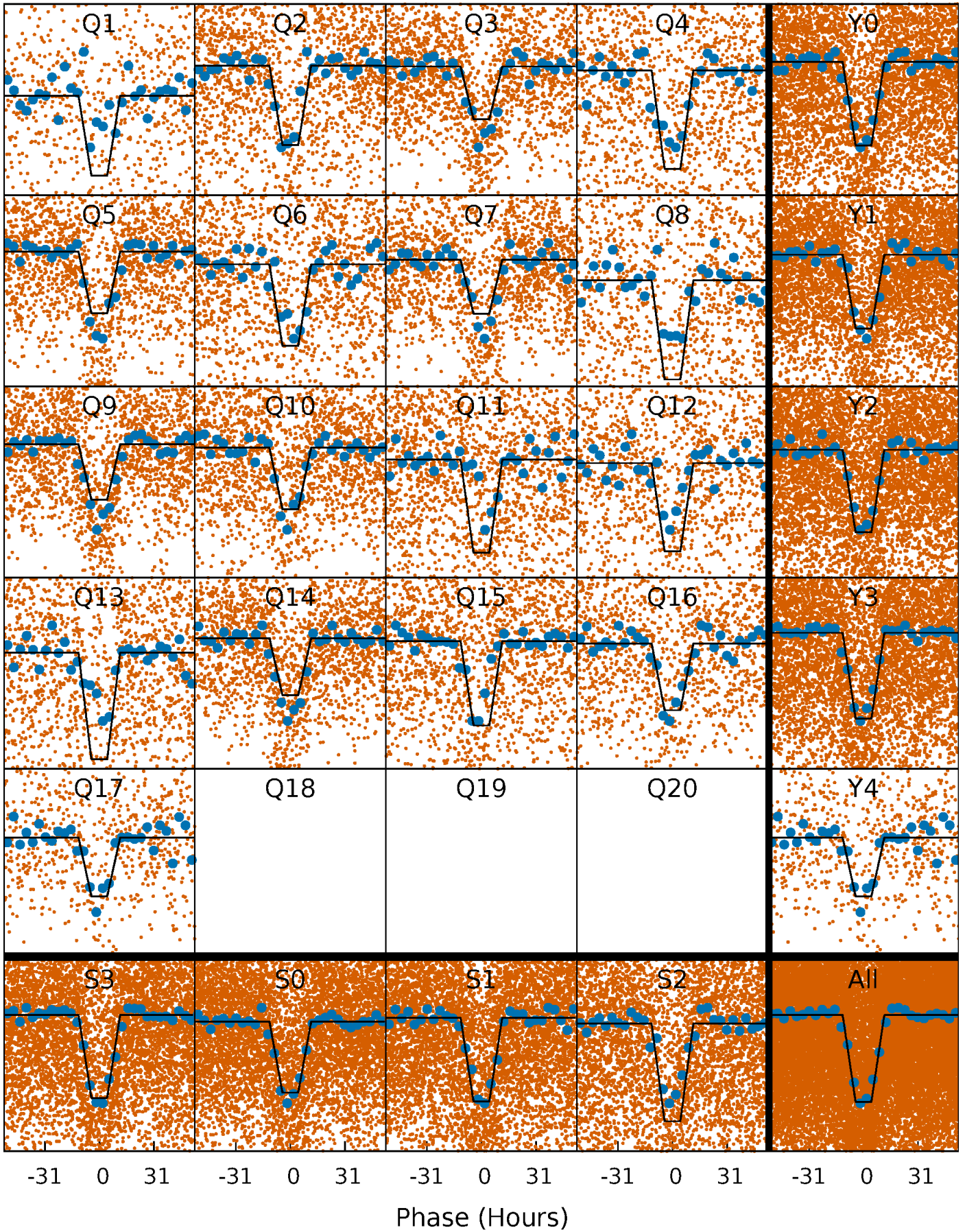
# DV Quarter-Phased Transit Curves

TCE 008649876-01 P= 10.421539 Days  $T_0=140.633821$  (BKJD)



# Alt. Detrend Quarter-Phased Transit Curves

TCE 008649876-01 P= 10.421307 Days  $T_0=140.670535$  (BKJD)

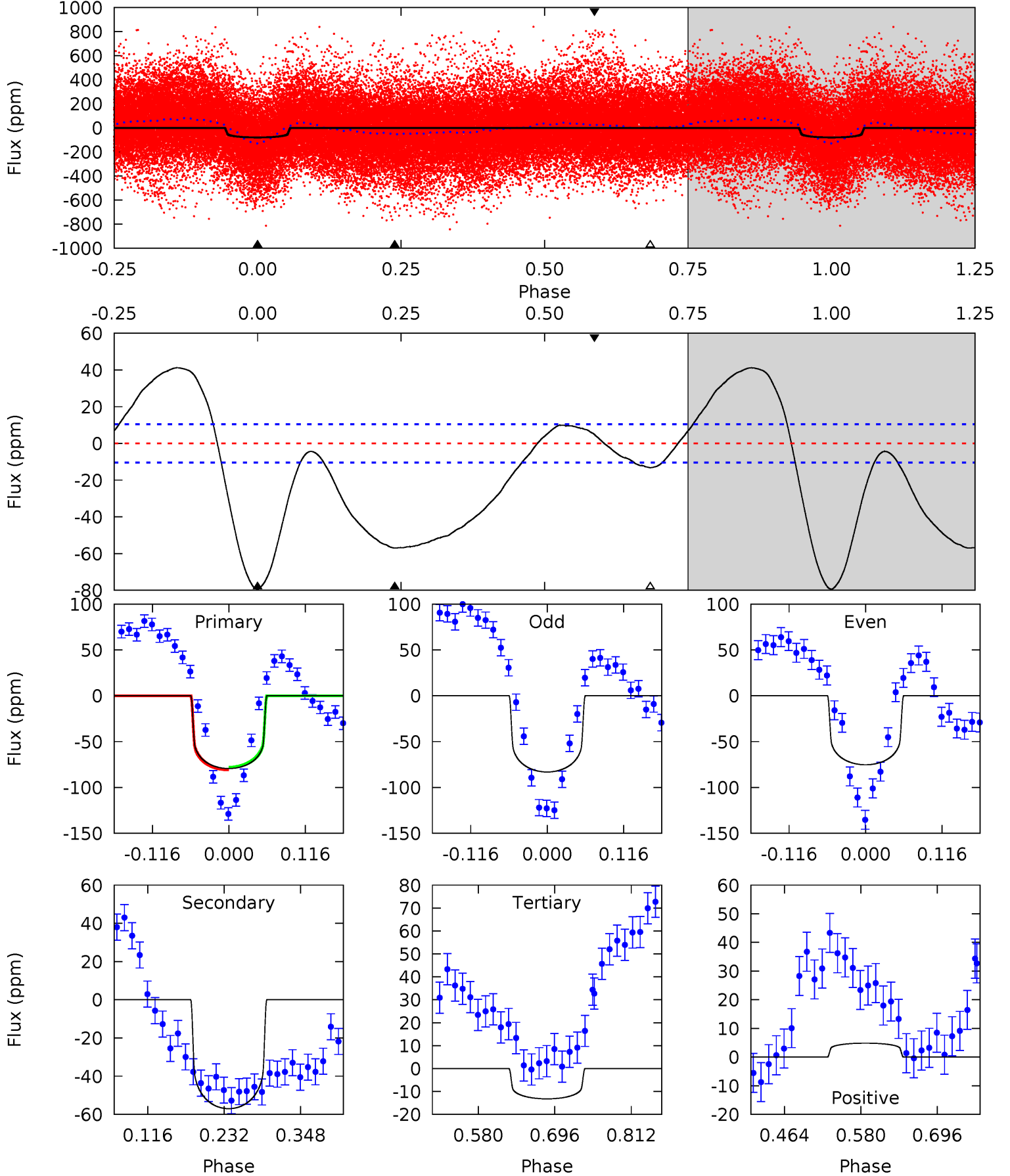




# DV Model-Shift Uniqueness Test

008649876-01, P = 10.421539 Days, E = 130.212282 Days

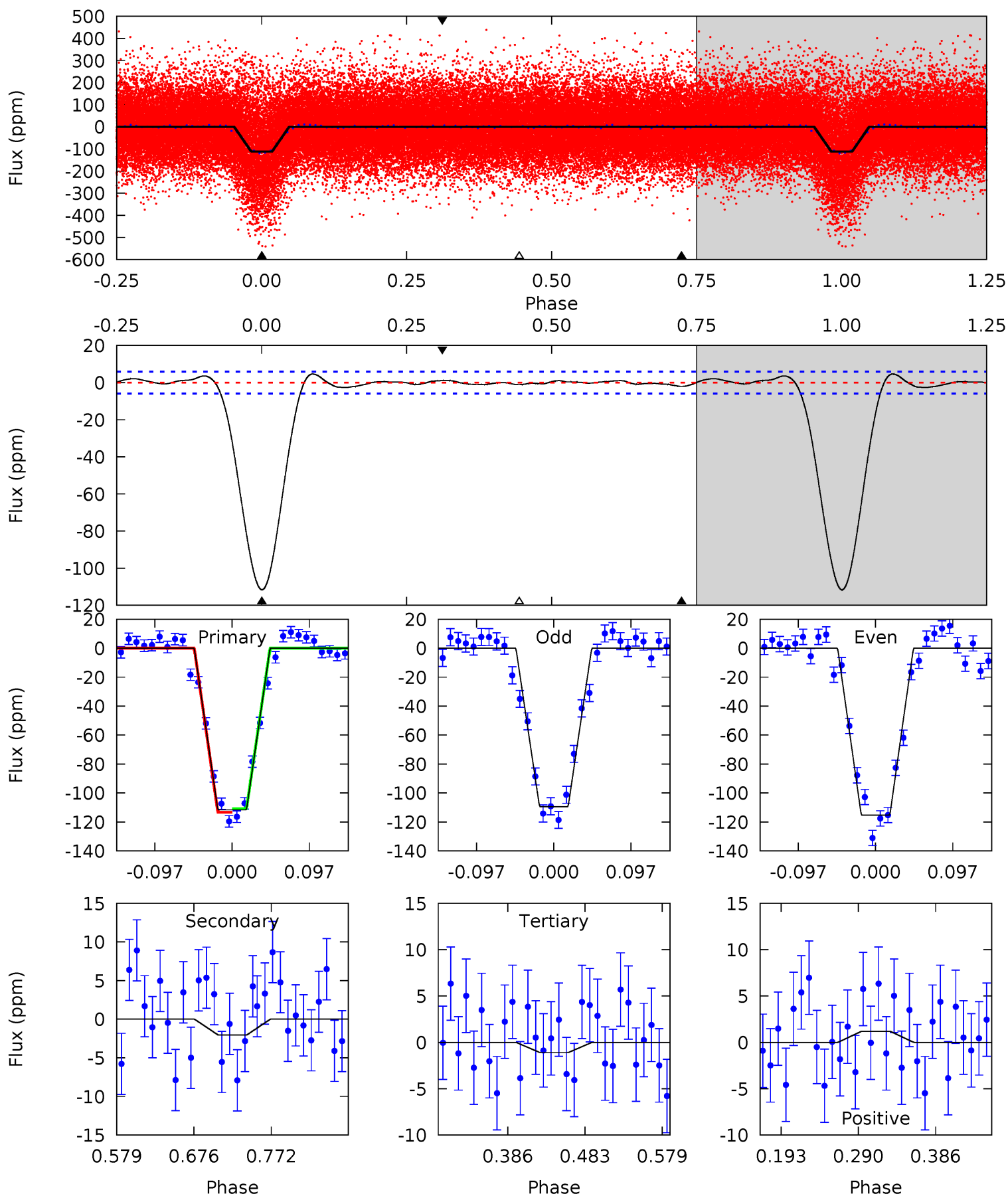
Pri	Sec	Ter	Pos	FA <sub>1</sub>	FA <sub>2</sub>	F <sub>Red</sub>	Pri-Ter	Pri-Pos	Sec-Ter	Sec-Pos	Odd-Evn	DMM	Shape	TAT
34.4	24.7	5.73	2.10	4.53	1.57	9.69	28.7	32.3	19.0	22.6	1.72	1.13	0.34	0.58



# Alt Model-Shift Uniqueness Test

008649876-01,  $P = 10.421307$  Days,  $E = 130.249228$  Days

Pri	Sec	Ter	Pos	FA <sub>1</sub>	FA <sub>2</sub>	F <sub>Red</sub>	Pri-Ter	Pri-Pos	Sec-Ter	Sec-Pos	Odd-Evn	DMM	Shape	TAT
86.6	1.59	0.85	0.93	4.57	1.66	0.88	85.8	85.7	0.74	0.66	2.25	1.00	0.04	0.97





### Stellar Parameters For KIC 008649876

	$T_{\text{eff}} (K)$	$\log(g)$	$[\text{Fe}/\text{H}]$	$R (R_{\odot})$	$M (M_{\odot})$	$p_{\star} (\text{g}\cdot\text{cm}^{-3})$
	$6183^{+186}_{-186}$	$3.908^{+0.285}_{-0.114}$	$-0.040^{+0.300}_{-0.250}$	$2.073^{+0.438}_{-0.657}$	$1.268^{+0.212}_{-0.212}$	$0.200^{+0.351}_{-0.071}$
	+3%/-3%	+7%/-3%	+750%/-625%	+21%/-32%	+17%/-17%	+175%/-36%
Source	PHO1	FLK73	KIC0	DSEP		

KIC = Kepler Input Catalog; PHO = Photometry; SPE = Spectroscopy; AST = Asteroseismology  
 TRA = Transits; DESP = Dartmouth Models; MULT = Multiple Models

### Secondary Eclipse Parameters for KIC 008649876-01 / KOI 7595.01

Detrend	Depth (ppm)	$R_p (R_{\oplus})$	$T_{\text{max}} (K)$	$T_{\text{obs}} (K)$	$A_{\text{obs}}$
DV	$-57 \pm 2$	$1.63^{+0.30}_{-0.28}$	$1691^{+110}_{-142}$	$6188^{+376}_{-327}$	$121^{+55}_{-30}$
Alt.	$-2 \pm 1$	$2.37^{+0.36}_{-0.40}$	$1696^{+107}_{-139}$	$2864^{+259}_{-415}$	$2.065^{+1.633}_{-1.266}$

$T_{\text{max}}$  = Theoretical Maximum Planetary Temperature  
 $T_{\text{obs}}$  = Observed Planetary Temperature (Assuming  $A=0.3$ )  
 $A_{\text{obs}}$  = Observed Albedo (Assuming  $T=0$ )

If a secondary eclipse is present, the system is likely an EB if  $T_{\text{obs}} \gg T_{\text{max}}$  AND  $A_{\text{obs}} \gg 1.0$

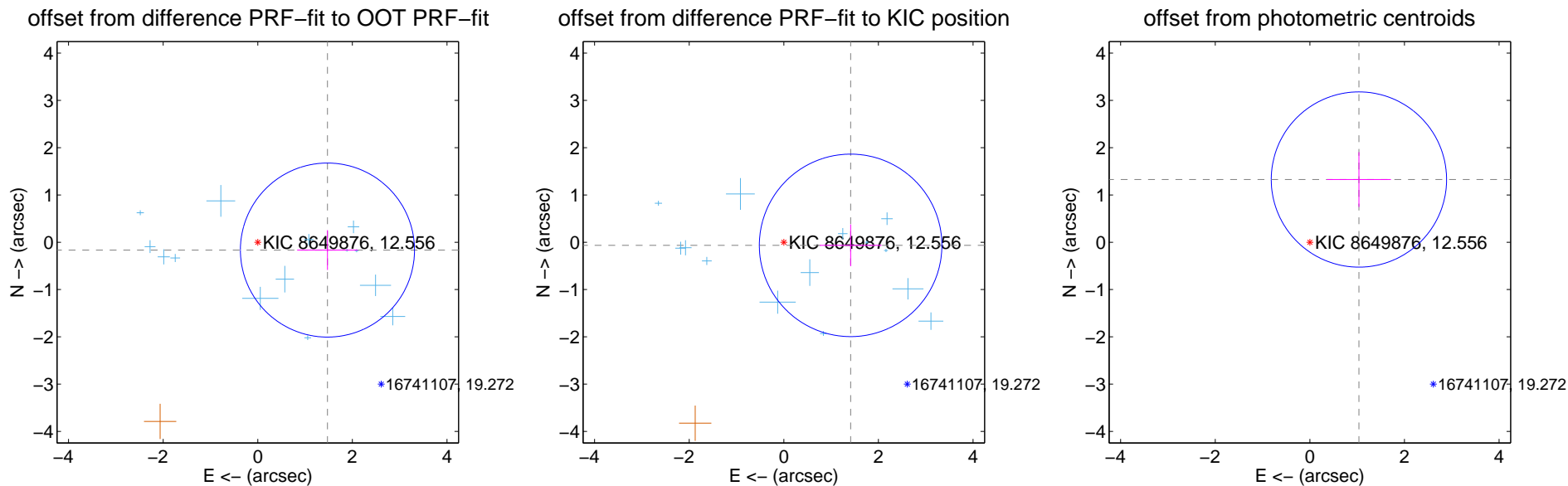
## DV Centroid Data

Supplemental centroid analysis for 008649876-01. Kepler magnitude: 12.56. Transit SNR 7.01

There are 14 quarters with good PRF difference image offsets

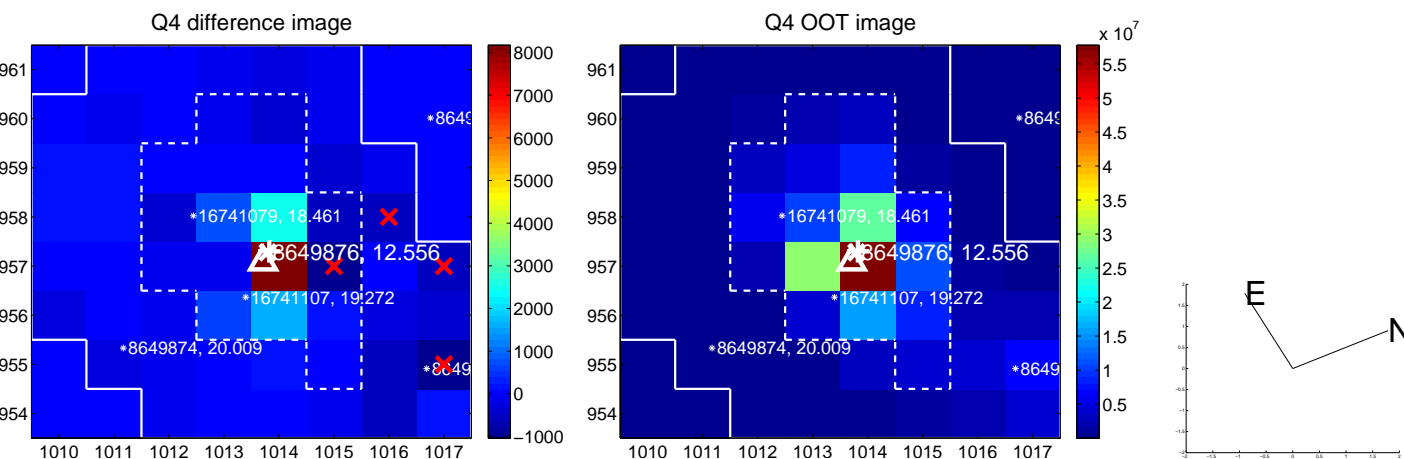
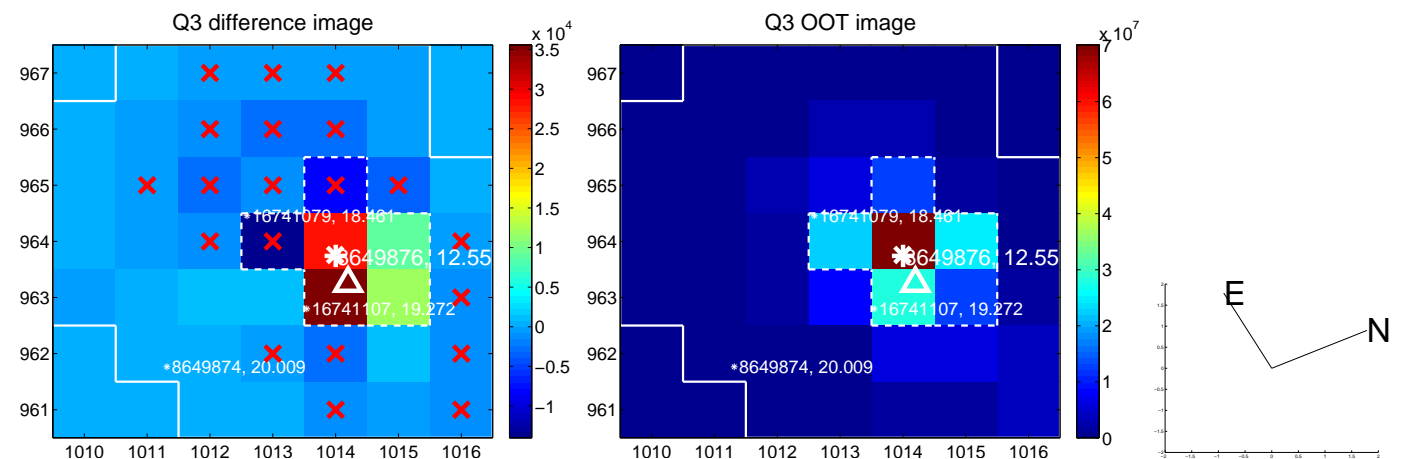
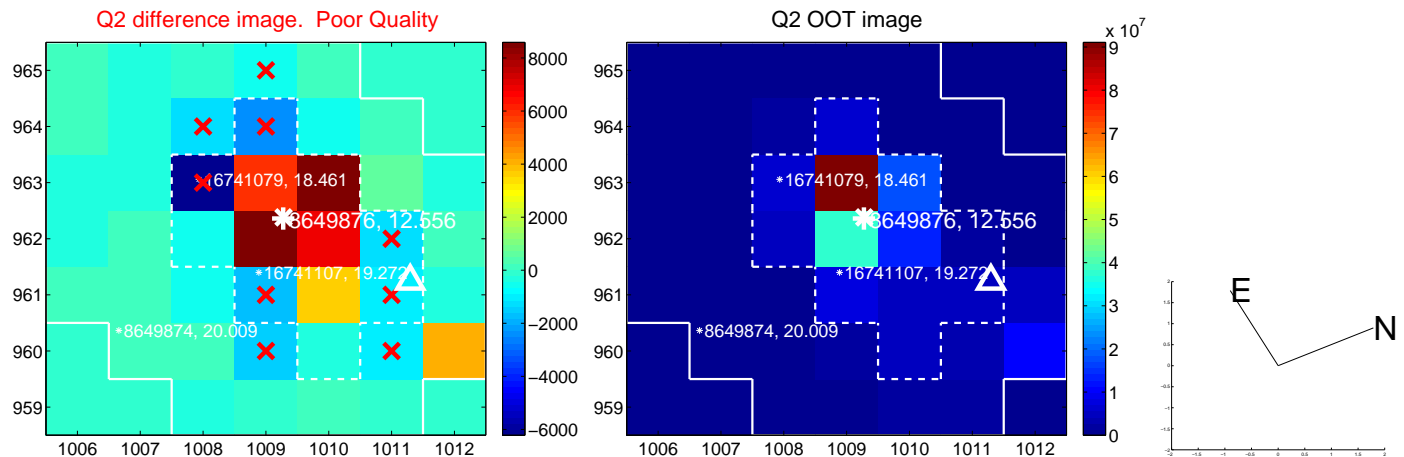
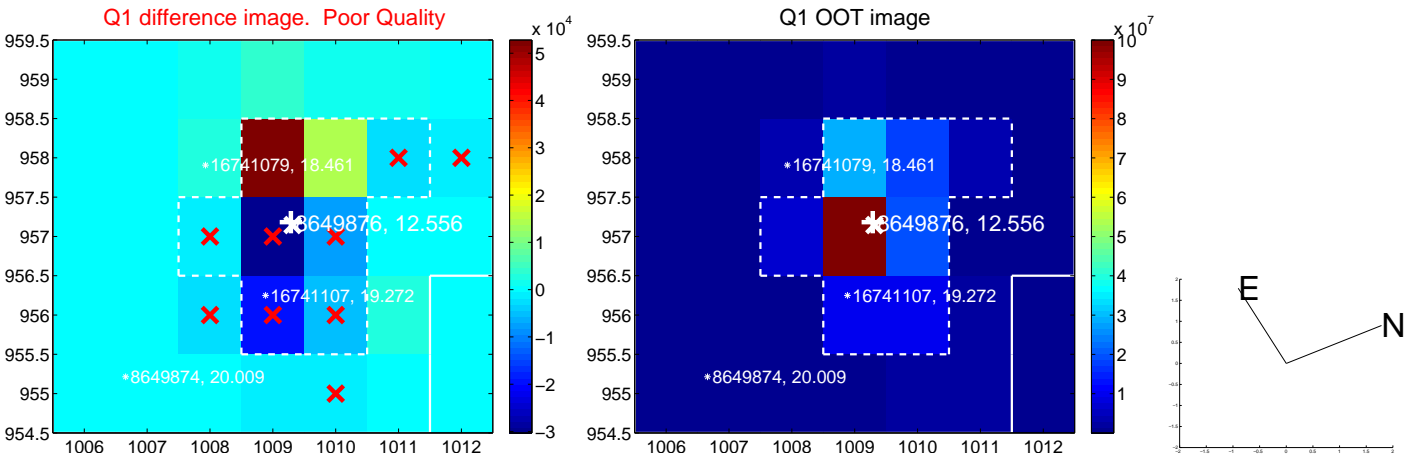
The direct PRF centroid is offset from the target star catalog position by about 0.20 arcsec

	Distance in arcsec	Distance / $\sigma$	$\Delta$ RA	$\Delta$ Dec
PRF-fit source offset from OOT	$1.482 \pm 0.613$	2.42	$-1.473 \pm 0.641$	$-0.165 \pm 0.421$
PRF-fit source offset from KIC position	$1.413 \pm 0.643$	2.20	$-1.412 \pm 0.654$	$-0.066 \pm 0.442$
photometric centroid source offset	$1.68 \pm 0.62$	2.73	$-1.04 \pm 0.68$	$1.33 \pm 0.58$

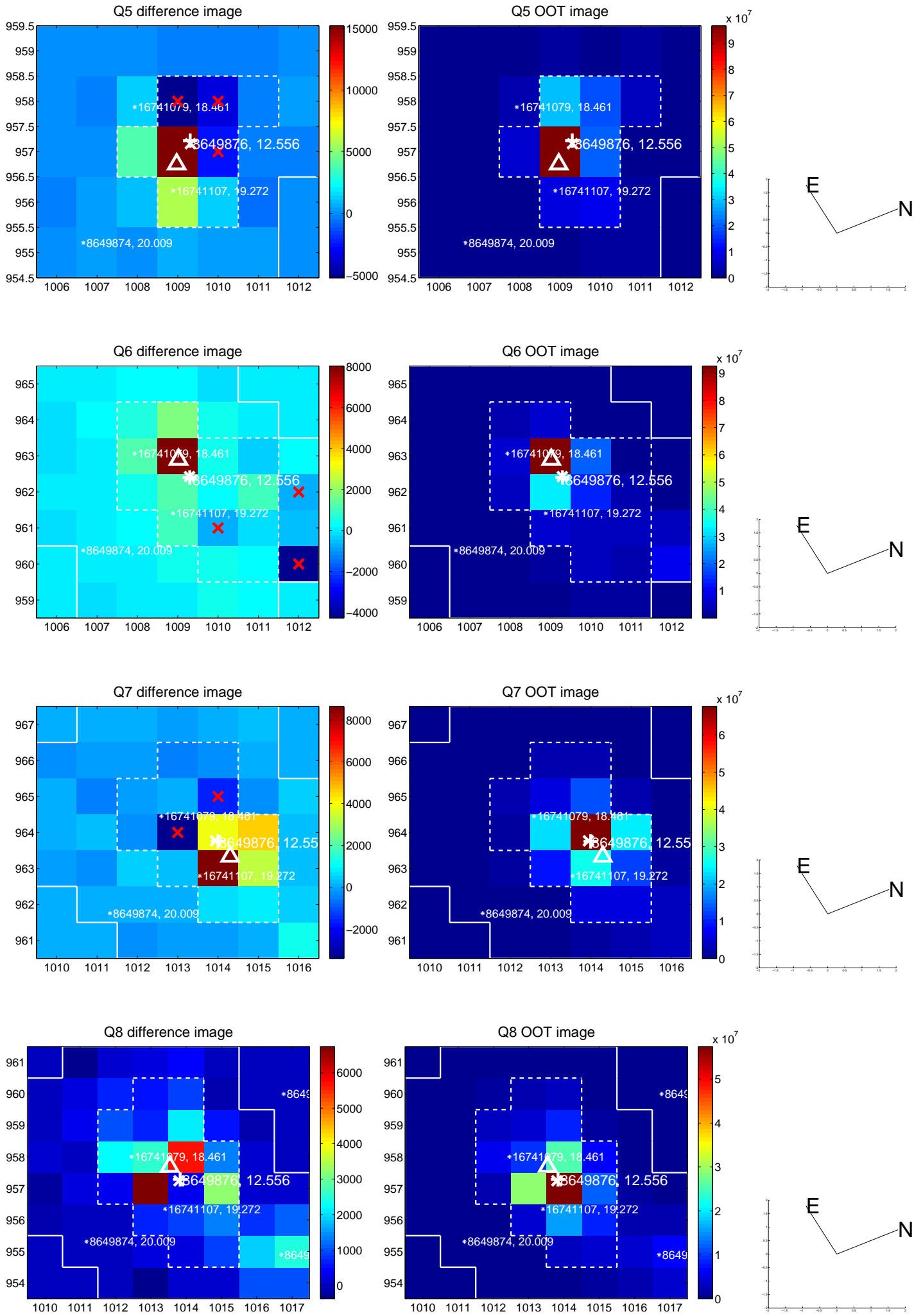


Centroid source offsets from the target star reconstructed from PRF and photometric centroids. **Sky blue crosses:** good quarterly centroid offsets; **Vermillion crosses:** bad quarterly centroid offsets; magenta cross: average over quarters. Length of the crosses: one- $\sigma$  uncertainty. Blue circle: three- $\sigma$ . Red \*: target star. Blue \*: Other stars. Text next to a star gives its KIC ID and kepmag. KIC IDs > 15,000,000 are from the UKIRT catalog.

white  $\times$ : KIC target position;  $+$ : OOT centroid;  $\triangle$ : difference centroid. red  $\times$ : large negative pixel value.

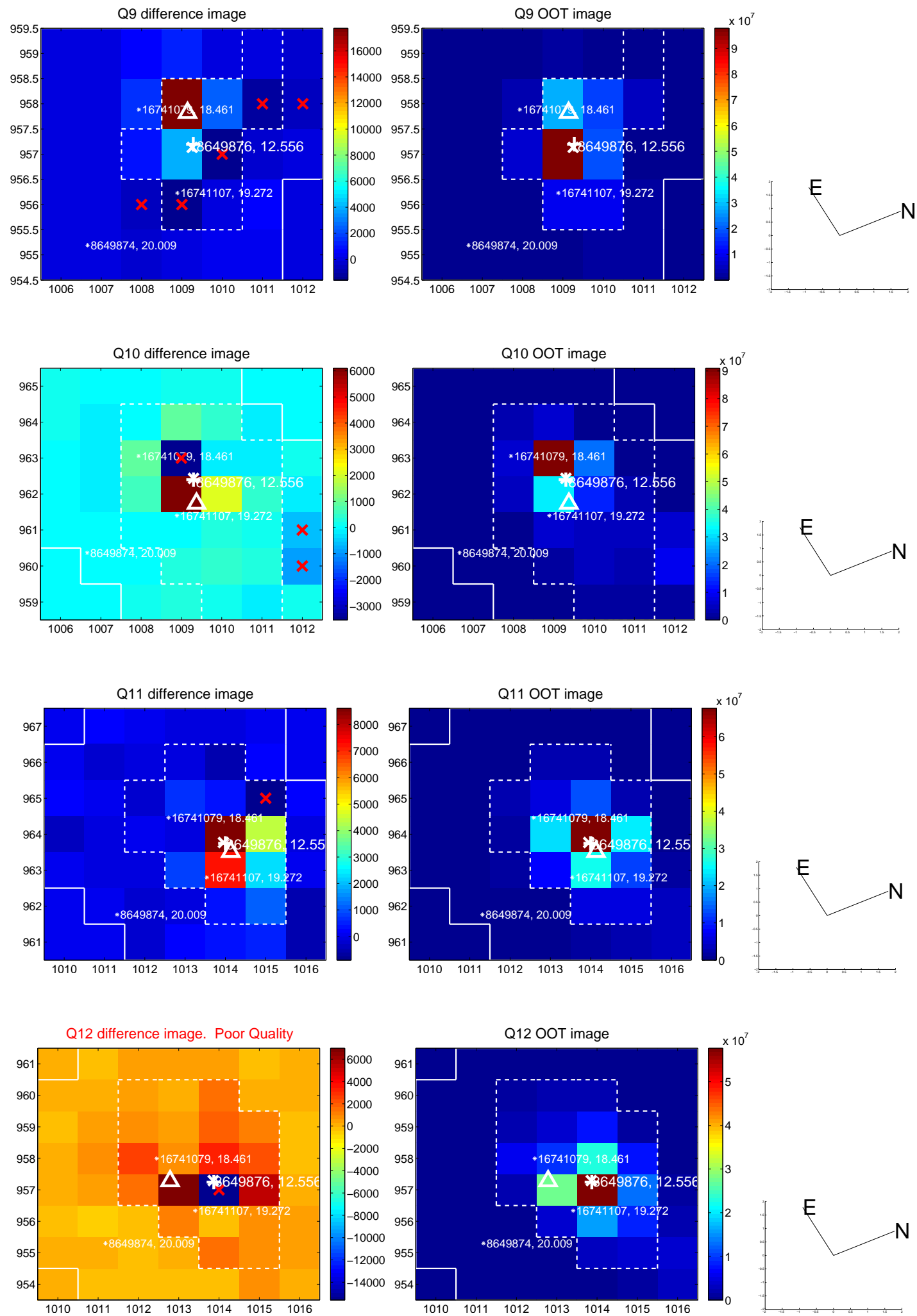


white  $\times$ : KIC target position; +: OOT centroid;  $\triangle$ : difference centroid. red  $\times$ : large negative pixel value.

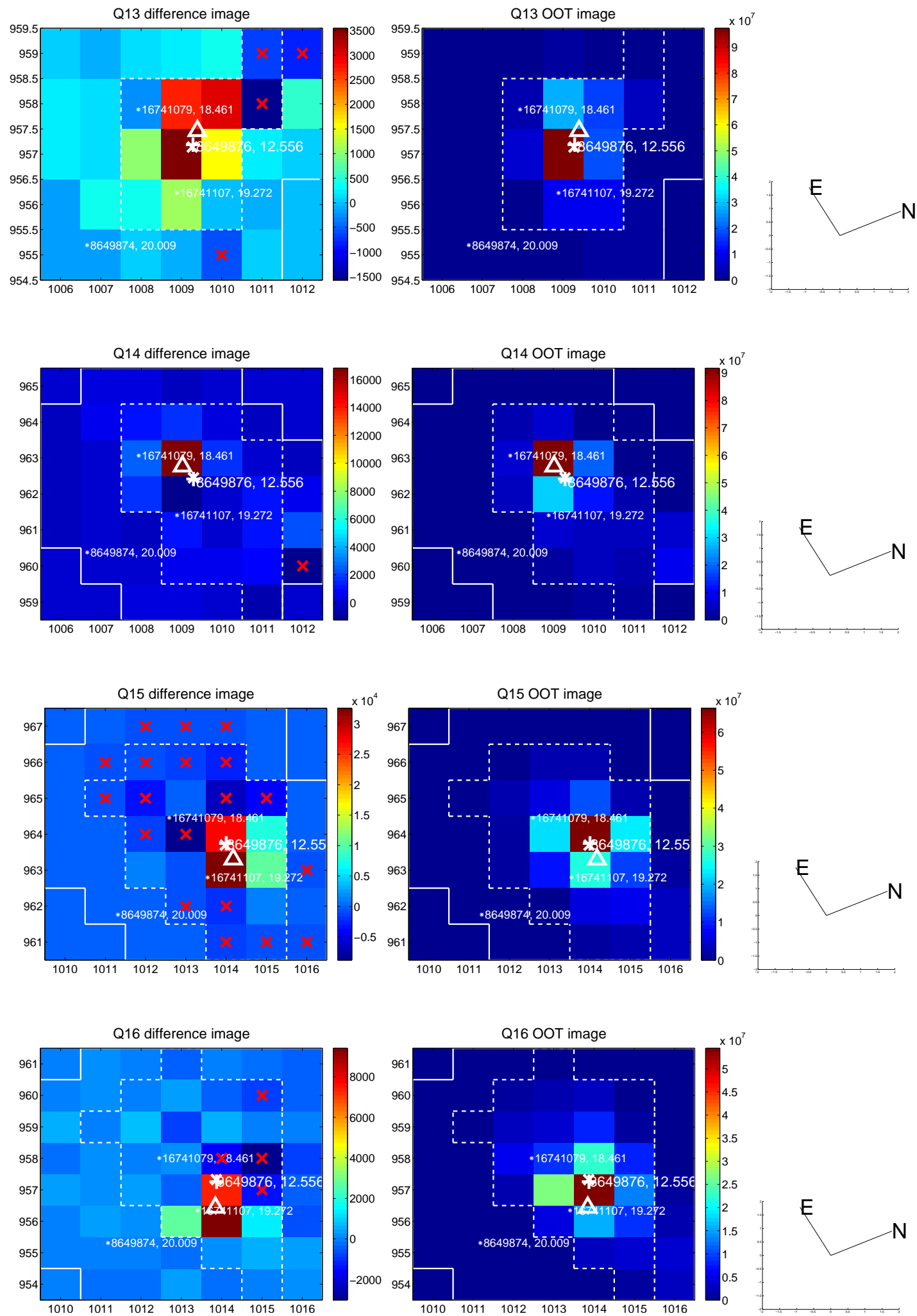




white  $\times$ : KIC target position; +: OOT centroid;  $\triangle$ : difference centroid. red  $\times$ : large negative pixel value.



white  $\times$ : KIC target position; +: OOT centroid;  $\triangle$ : difference centroid. red  $\times$ : large negative pixel value.





UKIRT Image

Declination

