

KIC 008626373

Q1-17 DR25 TCE Parameters

TCE	Run Type	KOI?	Period (Days)	Epoch (BKJD)	Depth (ppm)	Duration (Hours)	MES	SNR	R_{\star} (R_{\odot})	T_{\star} (K)	R_p (R_{\oplus})	S_p (S_{\oplus})
008626373-01	OBS	No	0.595429	132.057869	18422.6	1.500	96.4	-1.0	1.85	7074	25.55	31432.96

Robovetter Results

TCE	Run Type	Disp	Score	N	S	C	E	Comments
008626373-01	OBS	FP	0.00	1	0	1	0	SWEET_NTL—LPP_DV—LPP_ALT—CENT_NOFITS—HALO_GHOST

Notes: OBS = Observed. INJ = Injected. INV = Inverted. SCR = Scrambled.

N = Not Transit-Like. S = Stellar Eclipse. C = Centroid Offset. E = Ephemeris Match.

See http://exoplanetarchive.ipac.caltech.edu/docs/API_kepcandidate_columns.html#proj_disp_col for comment definitions.

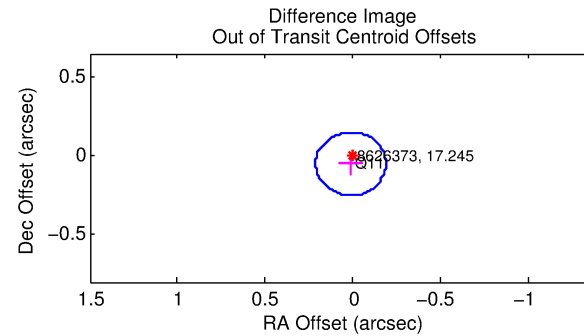
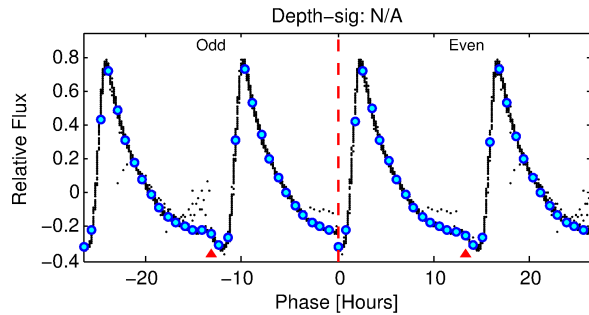
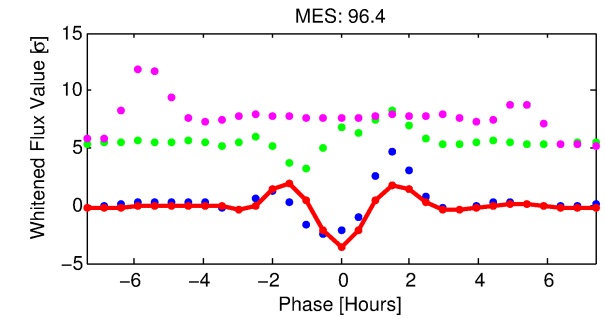
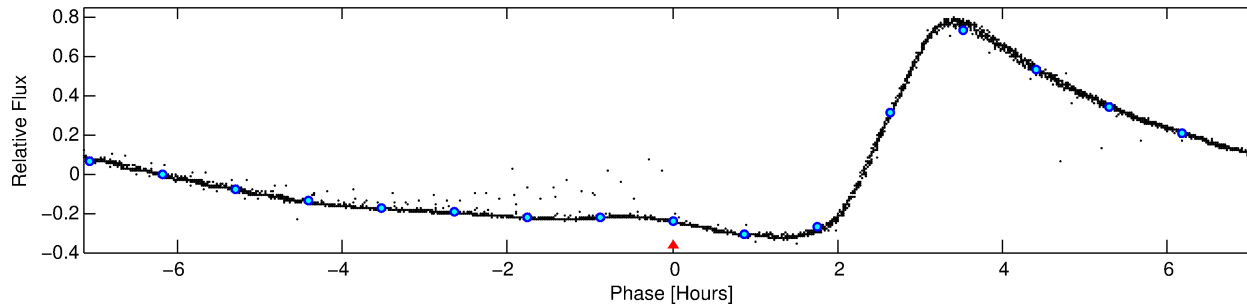
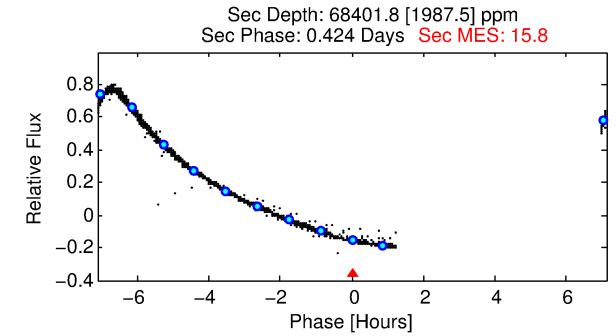
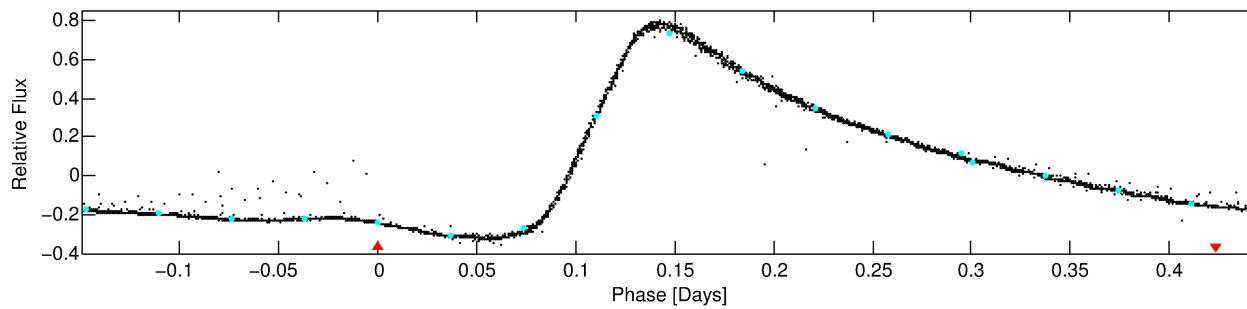
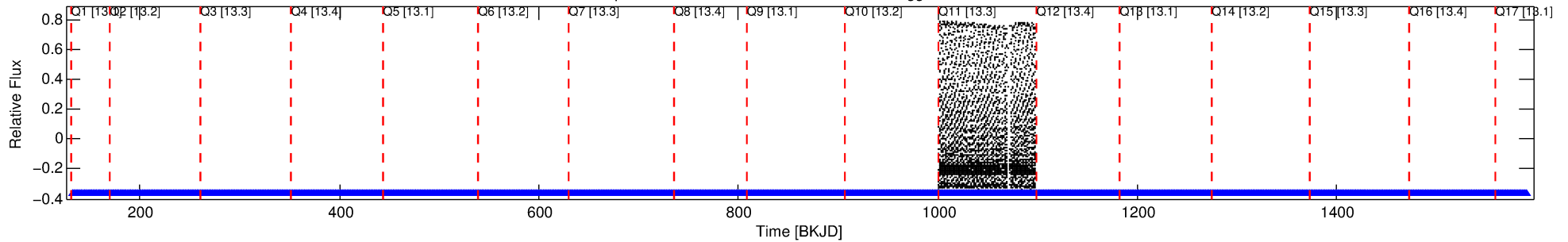
Ephemeris Match Information For 008626373-01

No Significant Match Found

DV One-Page Summary

KIC: 8626373 Candidate: 1 of 1 Period: 0.595 d

Kp: 17.25 R*: 1.85 Rs Teff: 7074.0 K Logg: 4.06 Fe/H: -0.220



TPS TCE Results:

Period = 0.59543 d
Epoch = 132.0579 BKJD

DV fit results are unavailable

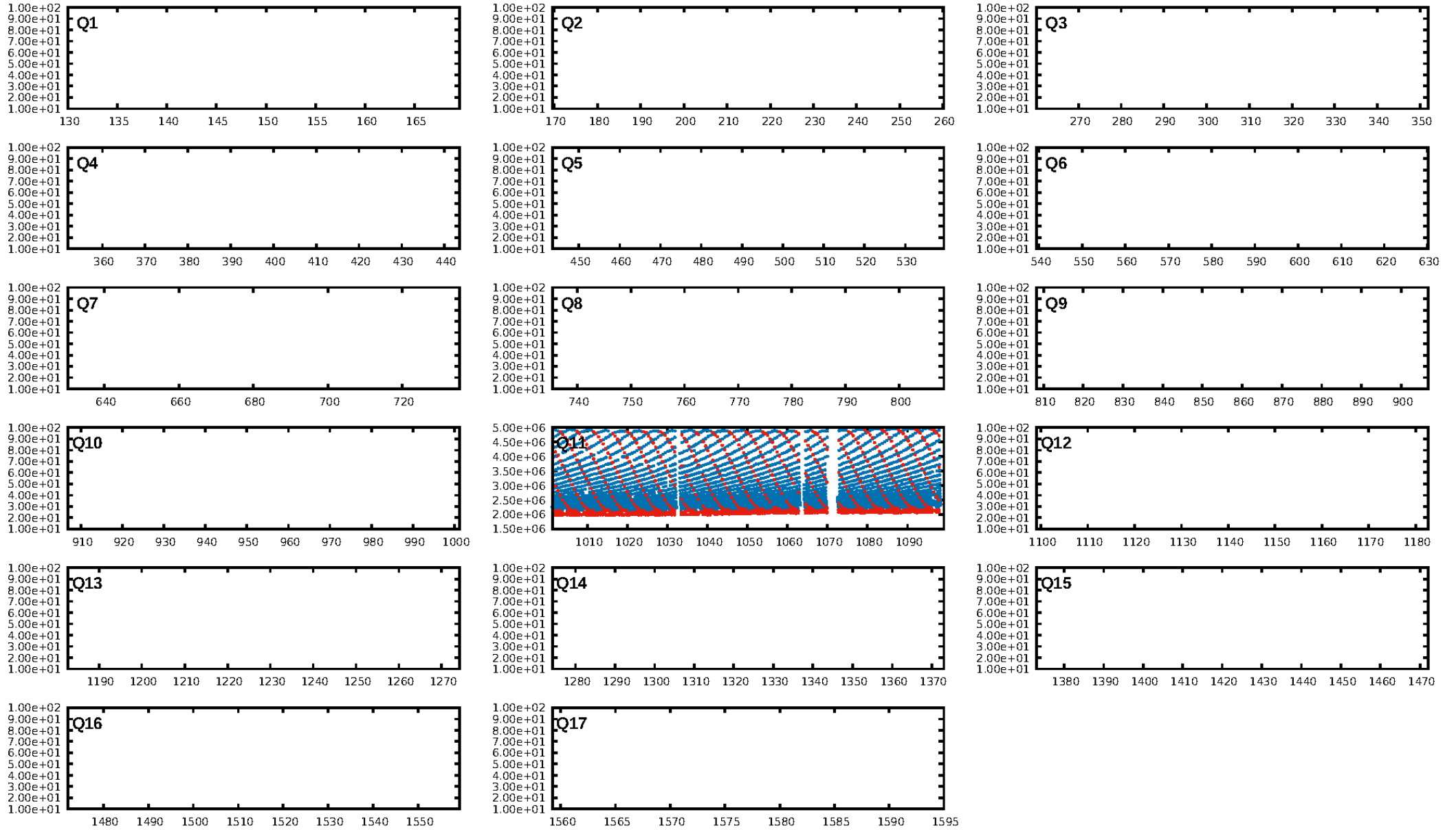
DV Diagnostic Results:

ShortPeriod-sig: N/A
LongPeriod-sig: N/A
ModelChiSquare2-sig: N/A
ModelChiSquareGof-sig: N/A
Bootstrap-pfa: 0.00e+00
RollingBand-fgt: 1.00 [157/157]
GhostDiagnostic-chr: 0.2496
Centroid-sig: 0.3%
Centroid-so: 0.992 arcsec [216.80σ]
OotOffset-rm: 0.052 arcsec [0.78σ]
KicOffset-rm: 0.697 arcsec [10.46σ]
OotOffset-st: 0/1/0/0 [1]
KicOffset-st: 0/1/0/0 [1]
DiffImageQuality-fgm: 1.00 [1/1]
DiffImageOverlap-fno: 1.00 [1/1]

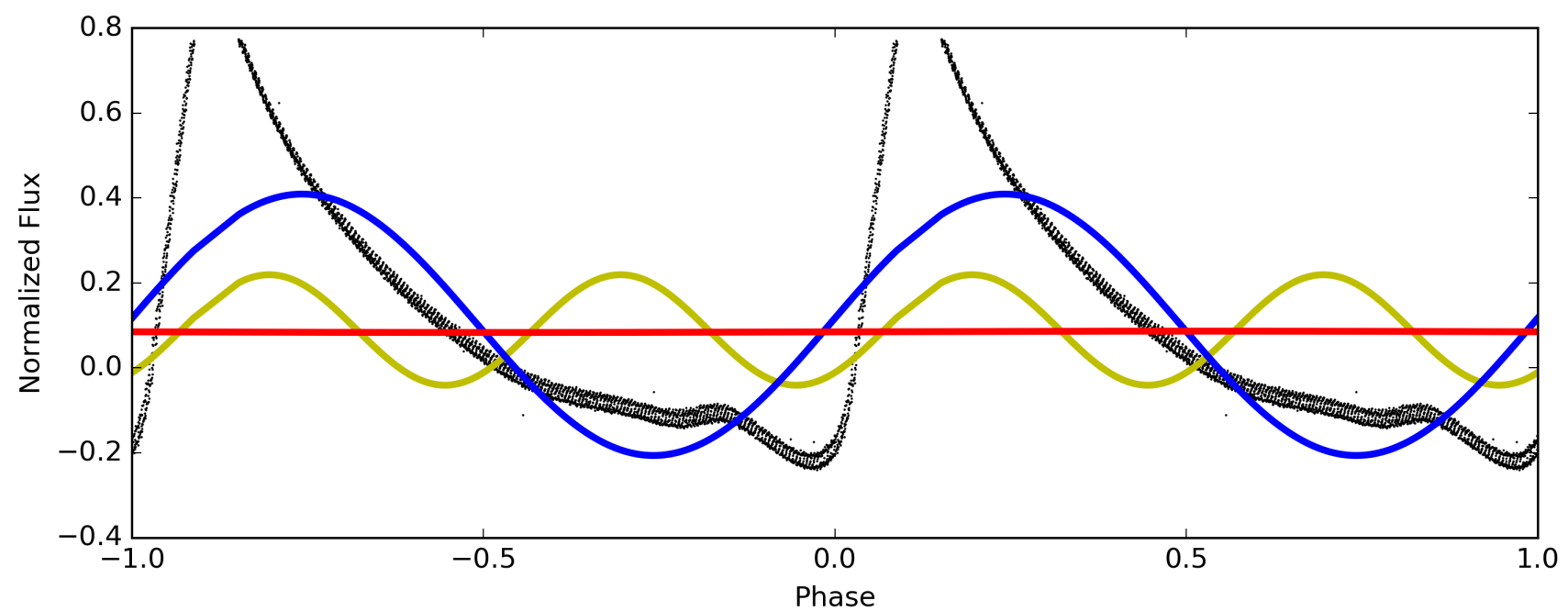
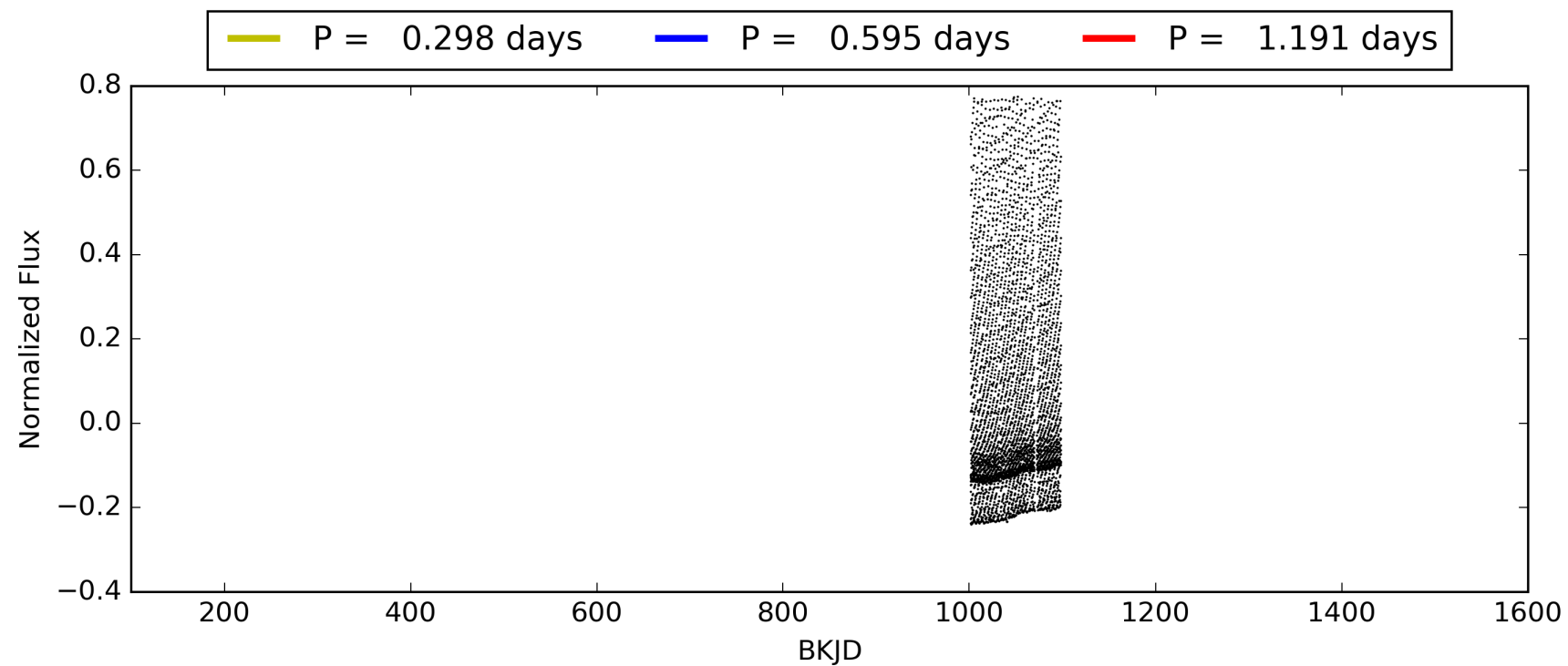
Software Revision: svn+ssh://murzim/repo/soc/tags/release/9.3.42@60958 -- Date Generated: 01-Feb-2016 13:36:51 Z

This Data Validation Report Summary was produced in the Kepler Science Operations Center Pipeline at NASA Ames Research Center

TCE 008626373-01, PDC Light Curves

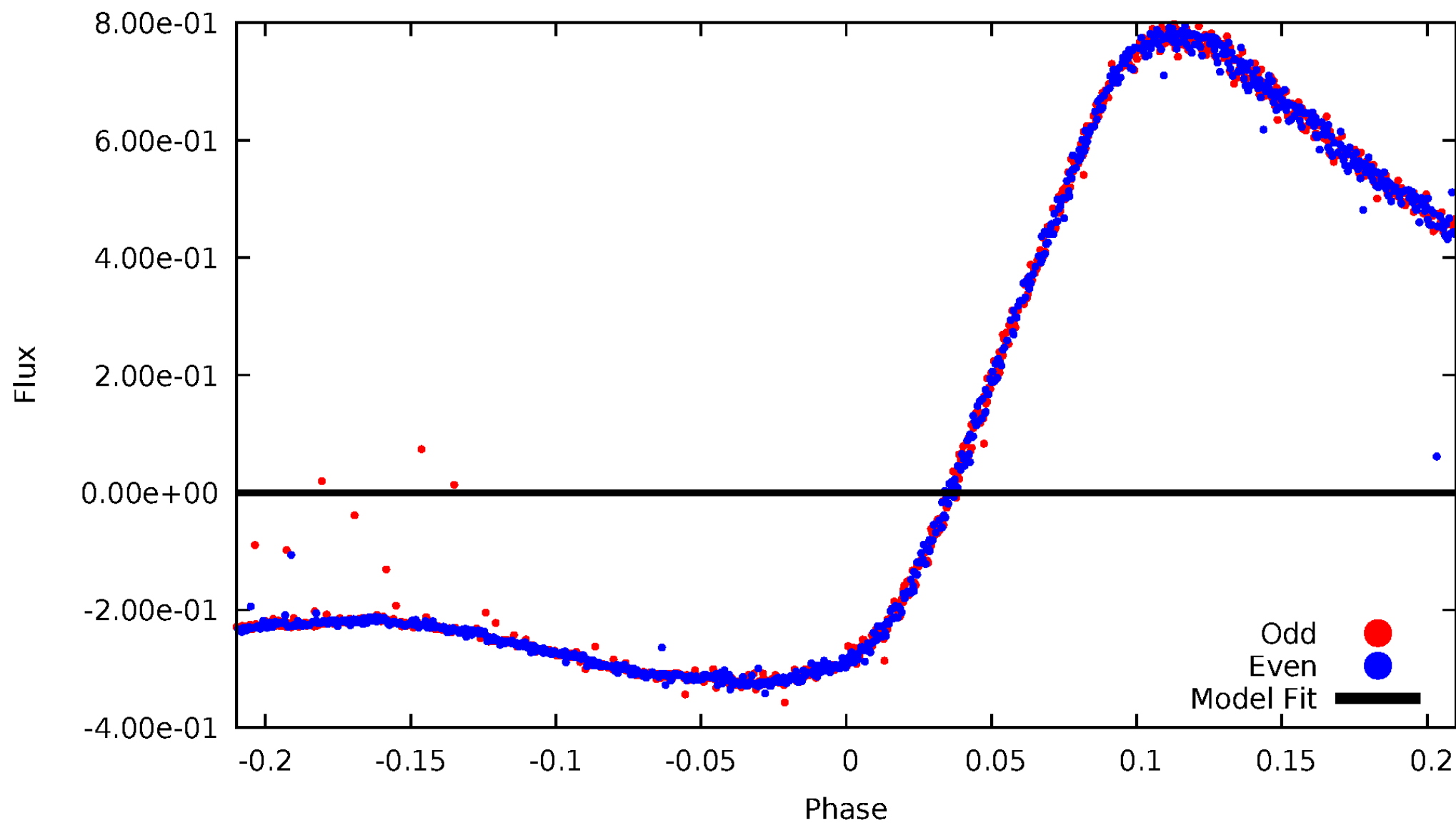


TCE 008626373-01



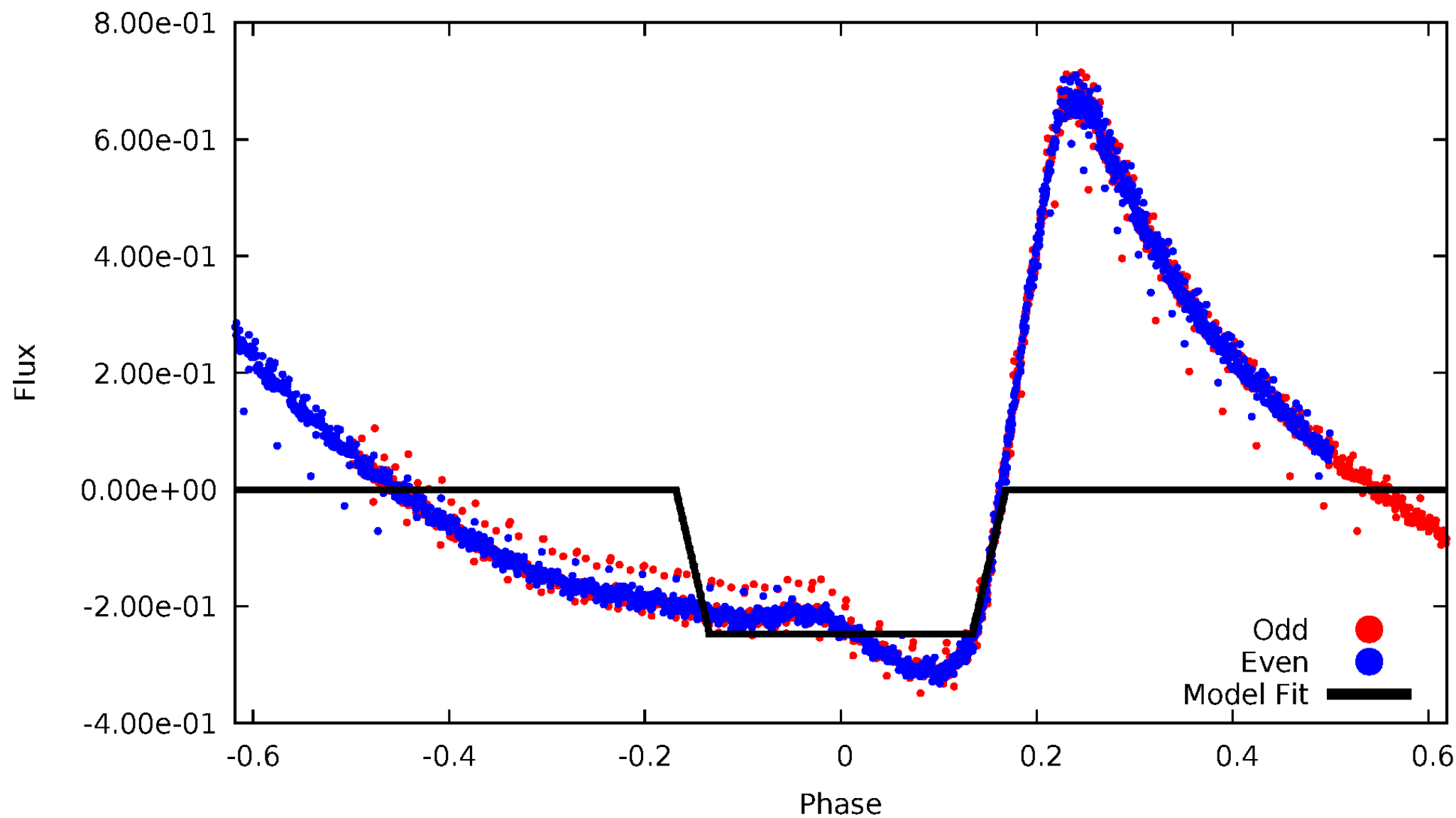
DV Odd/Even

TCE 008626373-01



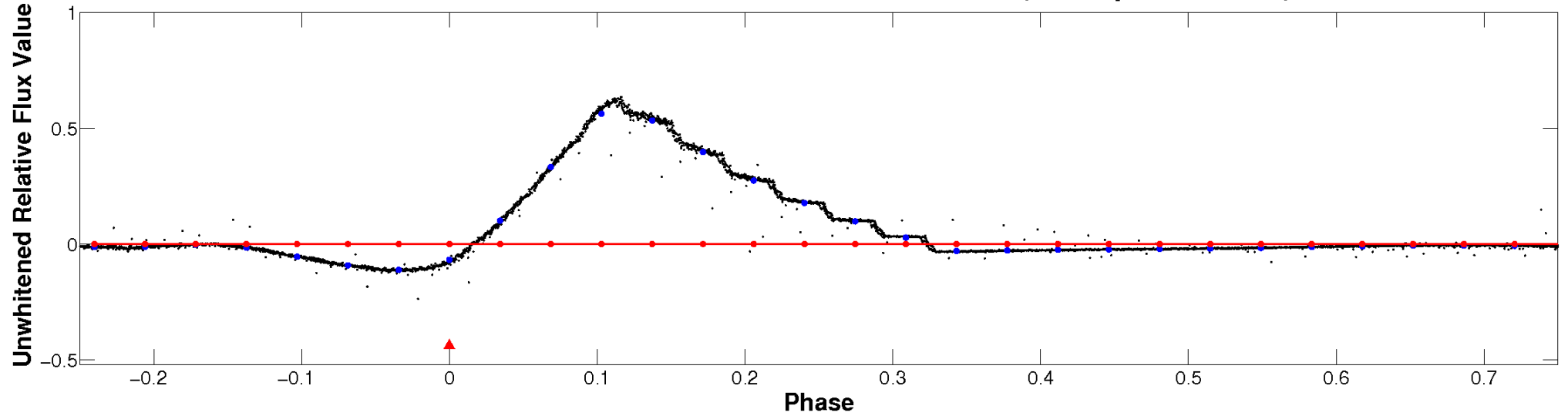
ALT Odd/Even

TCE 008626373-01

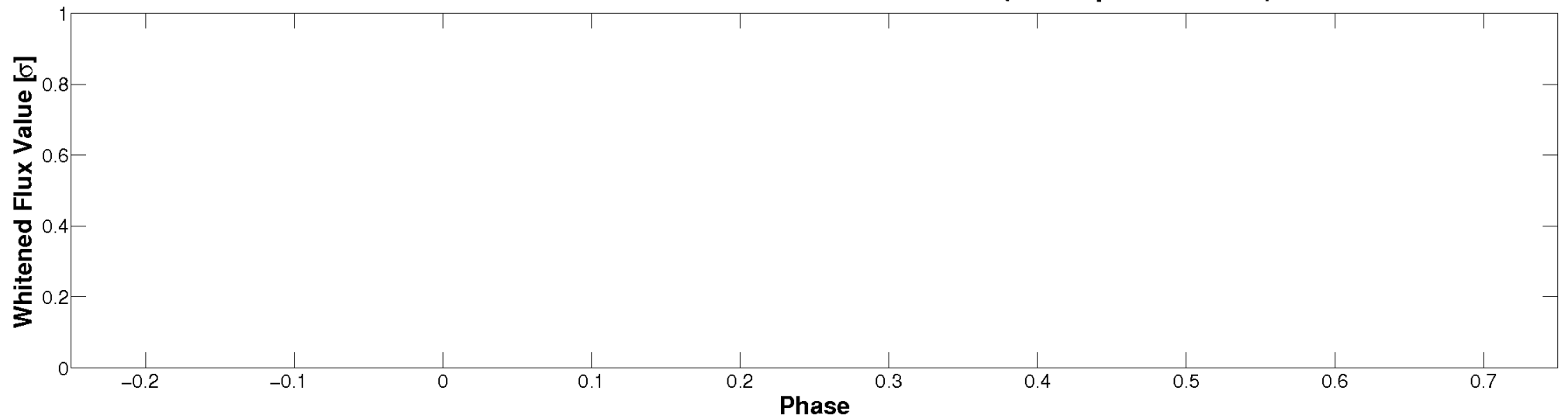


Non-Whitened Vs. Whitened Light Curve

Planet 1 : Phased Unwhitened Flux Time Series (TPS Epoch/Period)

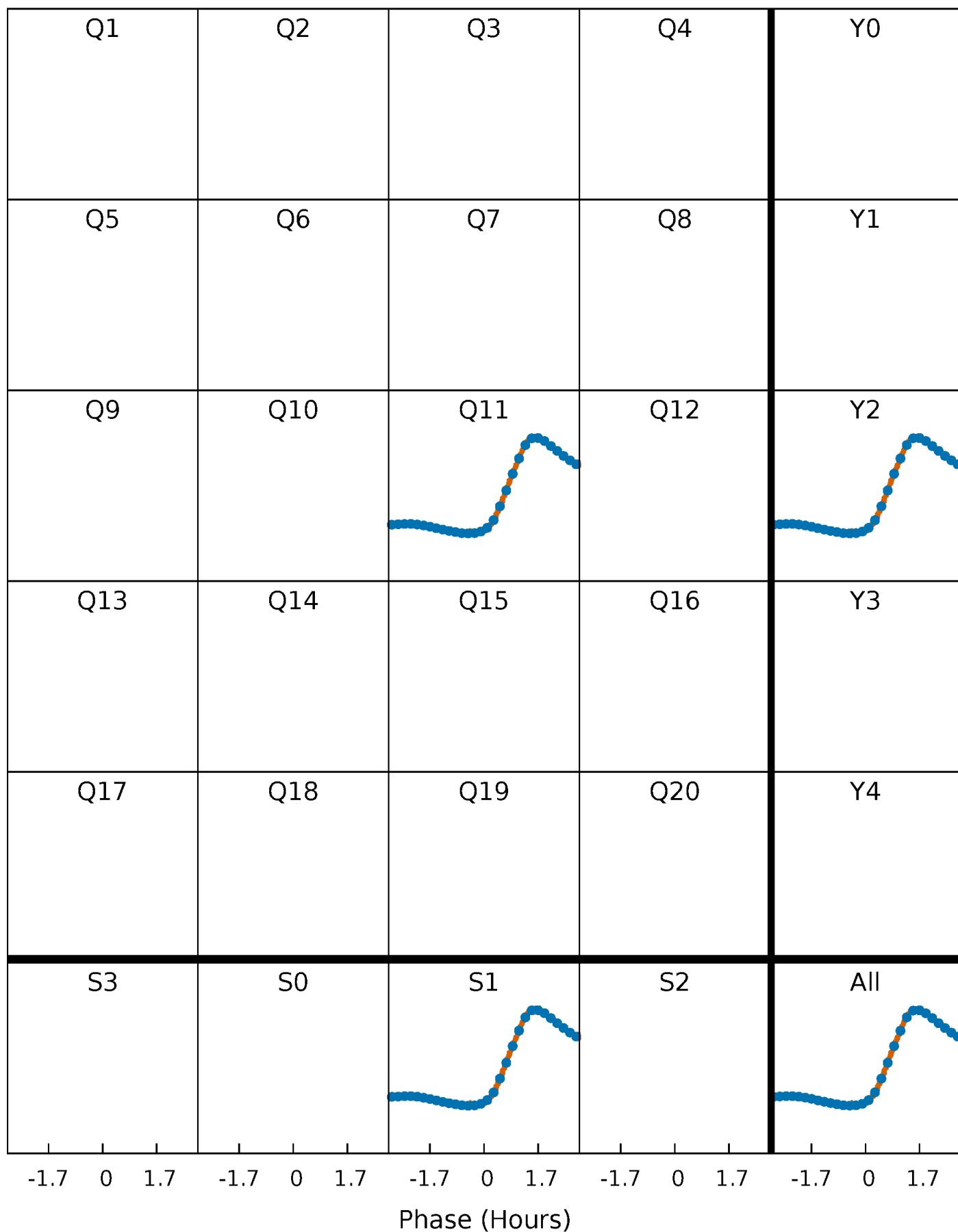


Planet 1 : Phased Whitened Flux Time Series (TPS Epoch/Period)



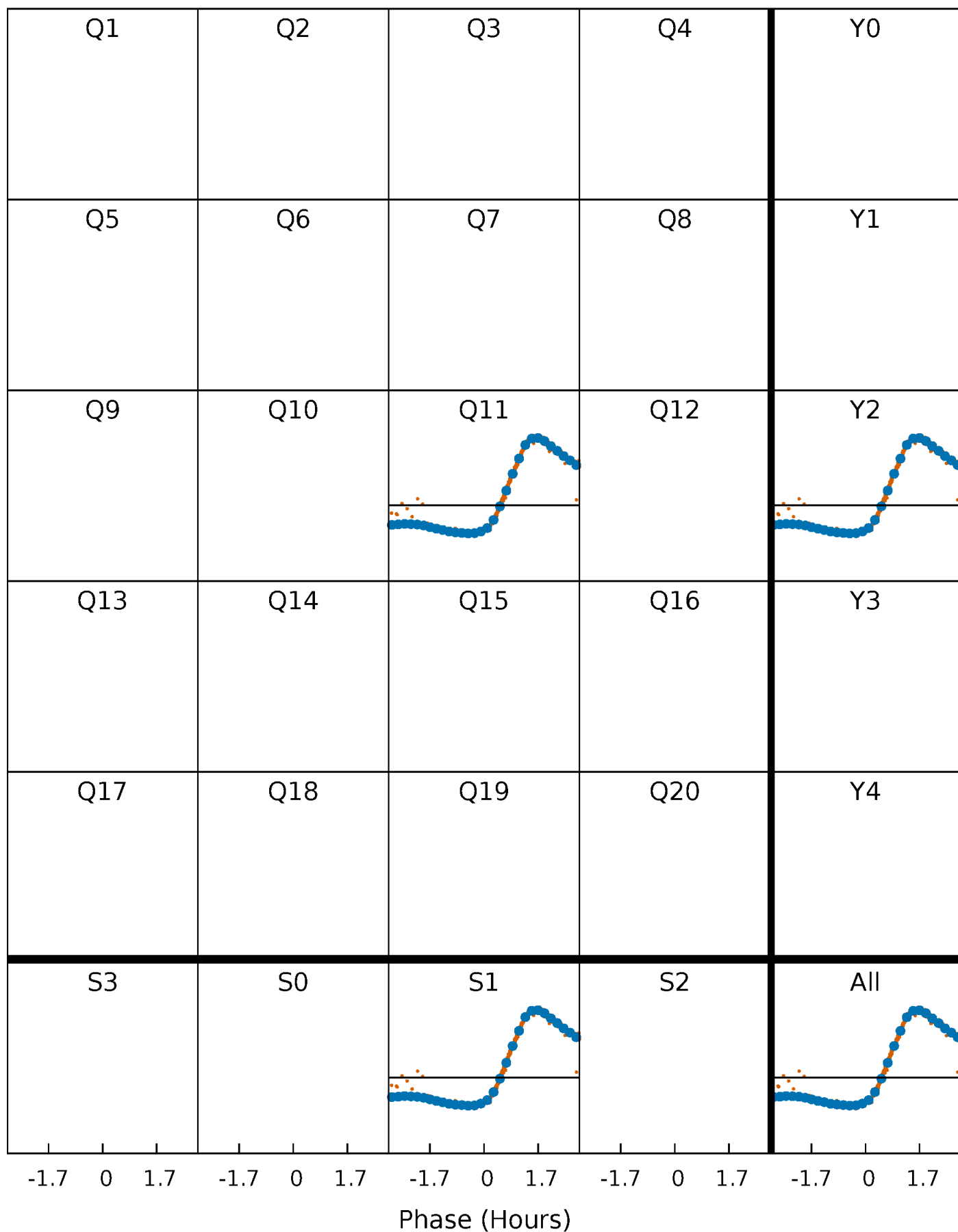
PDC Quarter-Phased Transit Curves

TCE 008626373-01 P= 0.595429 Days $T_0=132.057869$ (BKJD)



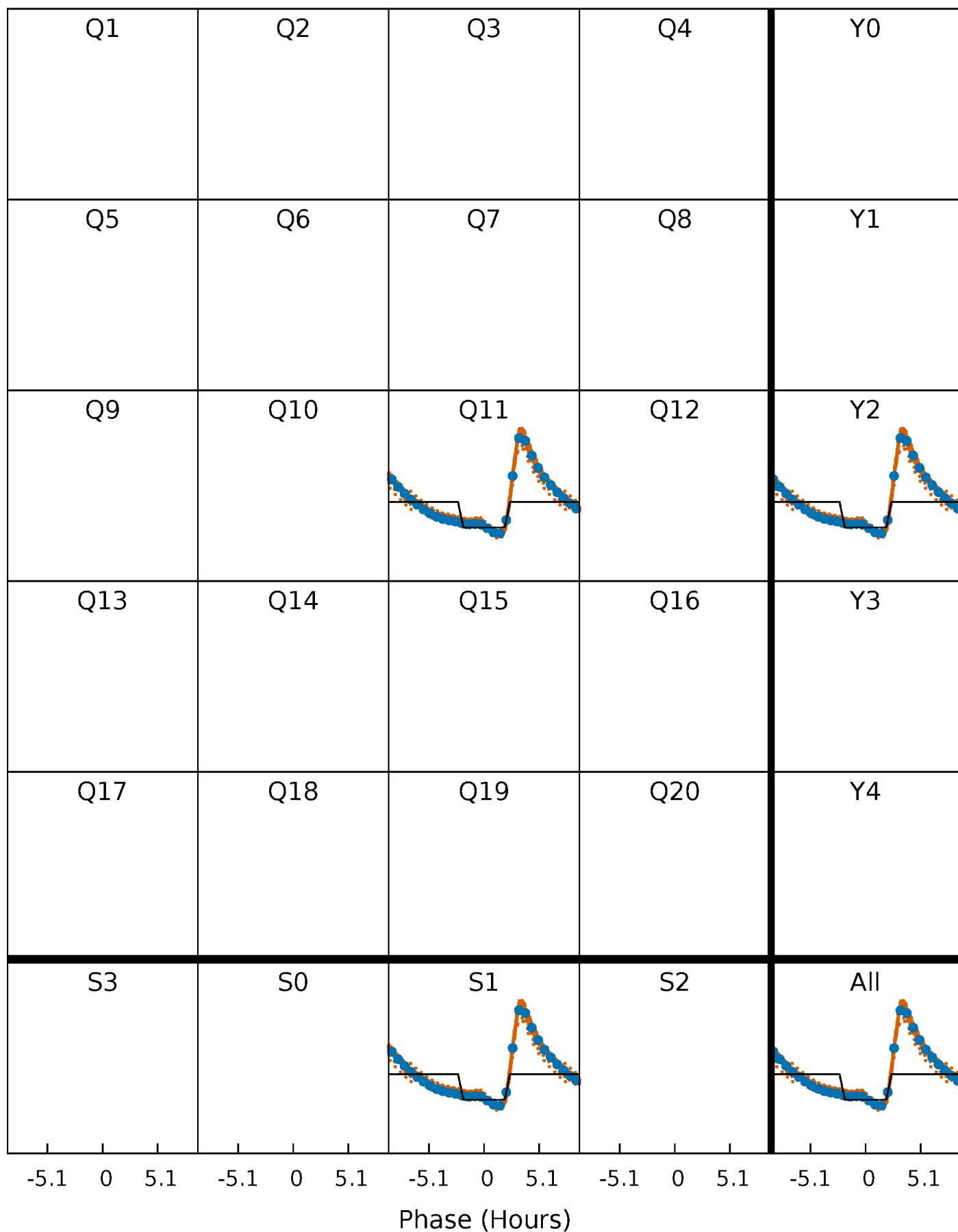
DV Quarter-Phased Transit Curves

TCE 008626373-01 $P = 0.595429$ Days $T_0 = 132.057869$ (BKJD)



Alt. Detrend Quarter-Phased Transit Curves

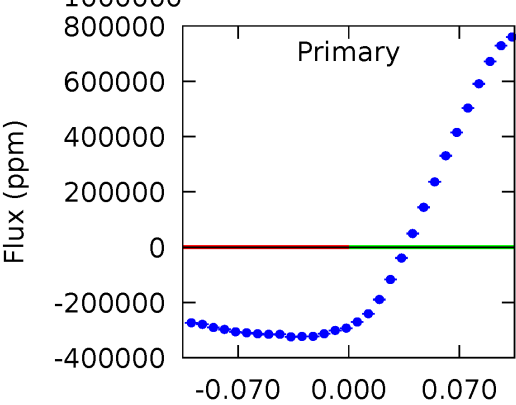
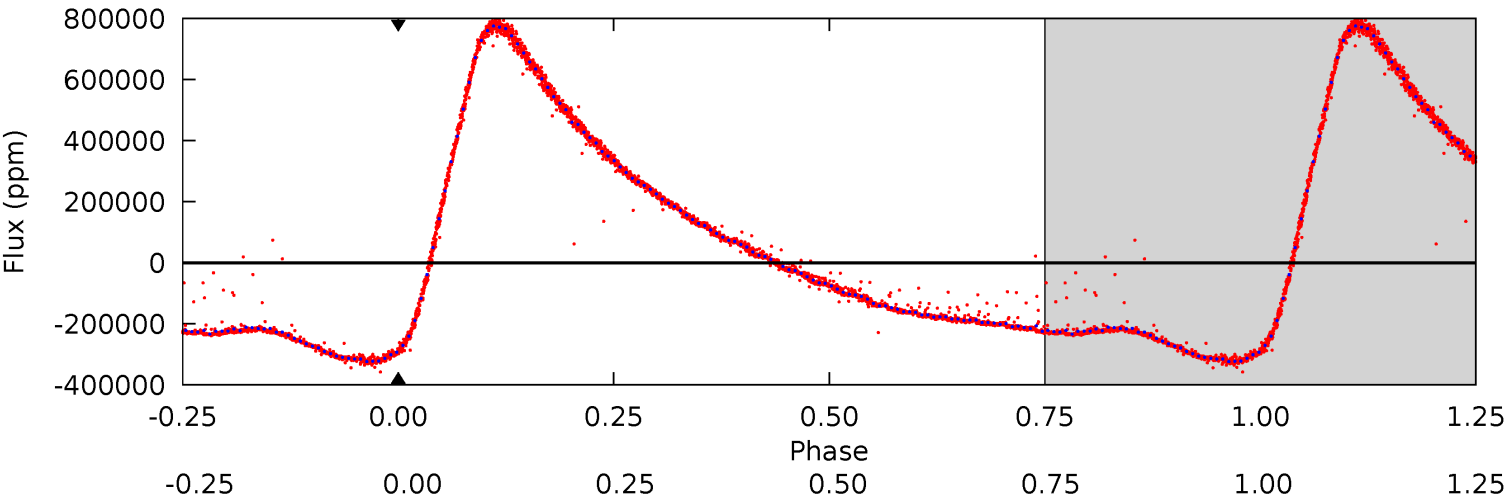
TCE 008626373-01 P= 0.595429 Days $T_0=131.982845$ (BKJD)



DV Model-Shift Uniqueness Test

008626373-01, P = 0.595429 Days, E = 132.057869 Days

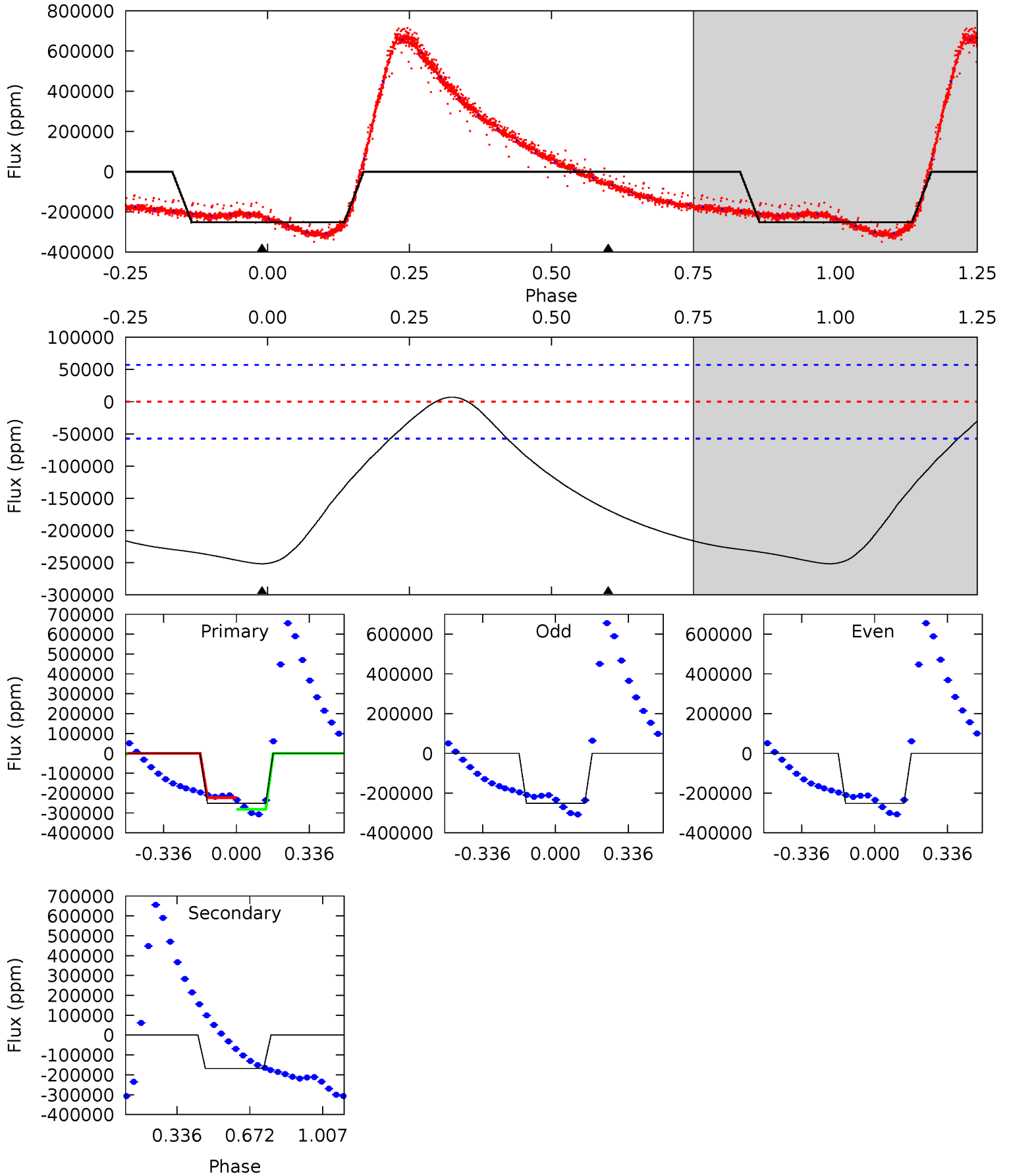
Pri	Sec	Ter	Pos	FA ₁	FA ₂	F _{Red}	Pri-Ter	Pri-Pos	Sec-Ter	Sec-Pos	Odd-Evn	DMM	Shape	TAT
0	0	0	0	1.00	1.00	1.00	0	0	0	0	0	0	0	0



Alt Model-Shift Uniqueness Test

008626373-01, P = 0.595429 Days, E = 131.982845 Days

Pri	Sec	Ter	Pos	FA ₁	FA ₂	F _{Red}	Pri-Ter	Pri-Pos	Sec-Ter	Sec-Pos	Odd-Evn	DMM	Shape	TAT
18.9	12.6	0	0	4.30	0.96	0.95	18.9	18.9	12.6	12.6	0.04	1.00	0.03	2.41



Stellar Parameters For KIC 008626373

	$T_{\text{eff}}(K)$	$\log(g)$	[Fe/H]	$R (R_{\odot})$	$M(M_{\odot})$	$p_{\star} (\text{g}\cdot\text{cm}^{-3})$
	7074^{+228}_{-313}	$4.061^{+0.214}_{-0.175}$	$-0.220^{+0.250}_{-0.350}$	$1.851^{+0.530}_{-0.530}$	$1.437^{+0.218}_{-0.267}$	$0.319^{+0.395}_{-0.155}$
	+3%/-4%	+5%/-4%	+114%/-159%	+29%/-29%	+15%/-19%	+124%/-49%
Source	KIC0	KIC0	KIC0	DSEP		

KIC = Kepler Input Catalog; PHO = Photometry; SPE = Spectroscopy; AST = Asteroseismology
 TRA = Transits; DESP = Dartmouth Models; MULT = Multiple Models

Secondary Eclipse Parameters for KIC 008626373-01 / KOI

Detrend	Depth (ppm)	$R_p (R_{\oplus})$	$T_{\text{max}} (K)$	$T_{\text{obs}} (K)$	A_{obs}
DV	0 ± 1000000	$26.39^{+20.58}_{-14.99}$	4712^{+384}_{-380}	-3822^{+19708}_{-10039}	$0.110^{+31.469}_{-22.384}$
Alt.	-168050 ± 13290	$99.37^{+28.83}_{-23.91}$	4704^{+411}_{-355}	6447^{+1057}_{-687}	$2.721^{+2.049}_{-1.011}$

T_{max} = Theoretical Maximum Planetary Temperature
 T_{obs} = Observed Planetary Temperature (Assuming A=0.3)
 A_{obs} = Observed Albedo (Assuming T=0)

If a secondary eclipse is present, the system is likely an EB if $T_{\text{obs}} \gg T_{\text{max}}$ AND $A_{\text{obs}} \gg 1.0$

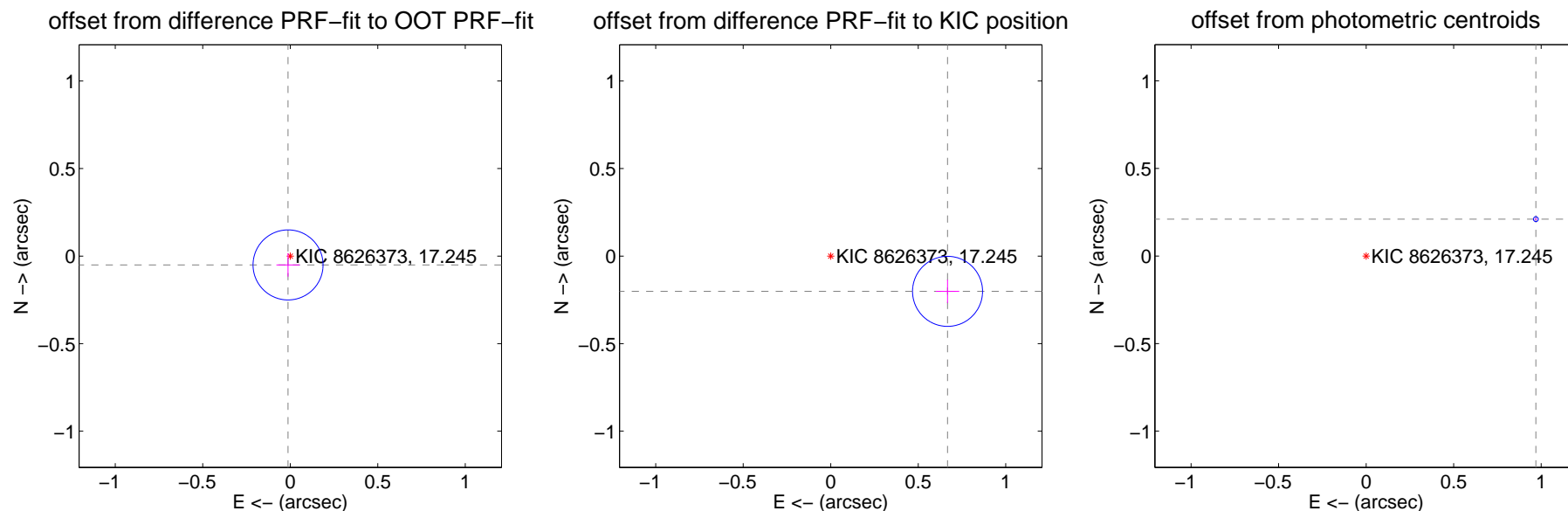
DV Centroid Data

Supplemental centroid analysis for 008626373-01. Kepler magnitude: 17.25. Transit SNR -1.00

There are 1 quarters with good PRF difference image offsets

The direct PRF centroid is offset from the target star catalog position by about 0.70 arcsec

	Distance in arcsec	Distance / σ	Δ RA	Δ Dec
PRF-fit source offset from OOT	0.052 ± 0.067	0.78	0.013 ± 0.067	-0.050 ± 0.067
PRF-fit source offset from KIC position	0.697 ± 0.067	10.46	-0.668 ± 0.067	-0.201 ± 0.067
photometric centroid source offset	0.99 ± 0.00	216.80	-0.97 ± 0.00	0.21 ± 0.00



Centroid source offsets from the target star reconstructed from PRF and photometric centroids. Sky blue crosses: good quarterly centroid offsets; Vermillion crosses: bad quarterly centroid offsets; magenta cross: average over quarters. Length of the crosses: one- σ uncertainty. Blue circle: three- σ . Red *: target star. Blue *: Other stars. Text next to a star gives its KIC ID and kepmag. KIC IDs > 15,000,000 are from the UKIRT catalog.

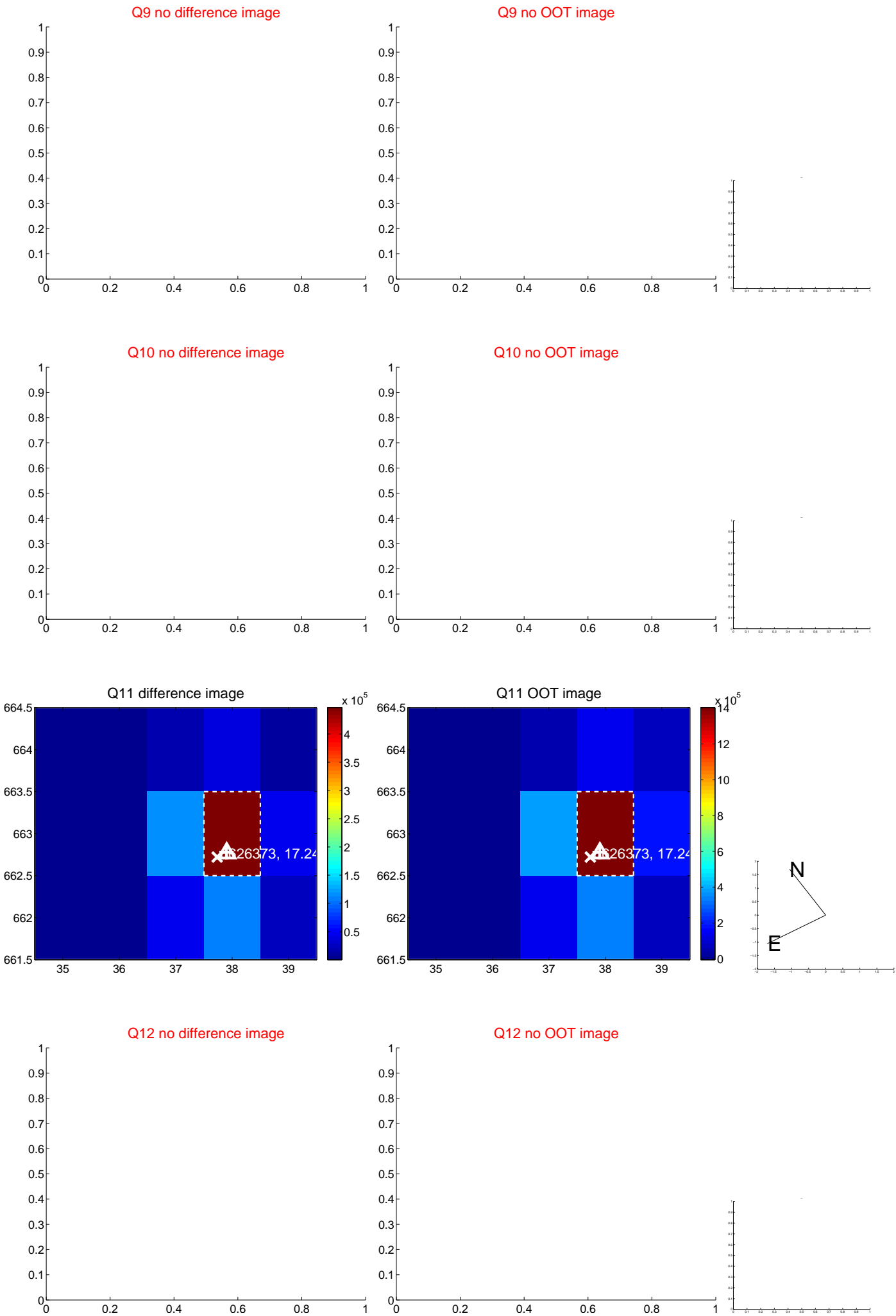
white \times : KIC target position; $+$: OOT centroid; \triangle : difference centroid. red \times : large negative pixel value.



white \times : KIC target position; $+$: OOT centroid; \triangle : difference centroid. red \times : large negative pixel value.



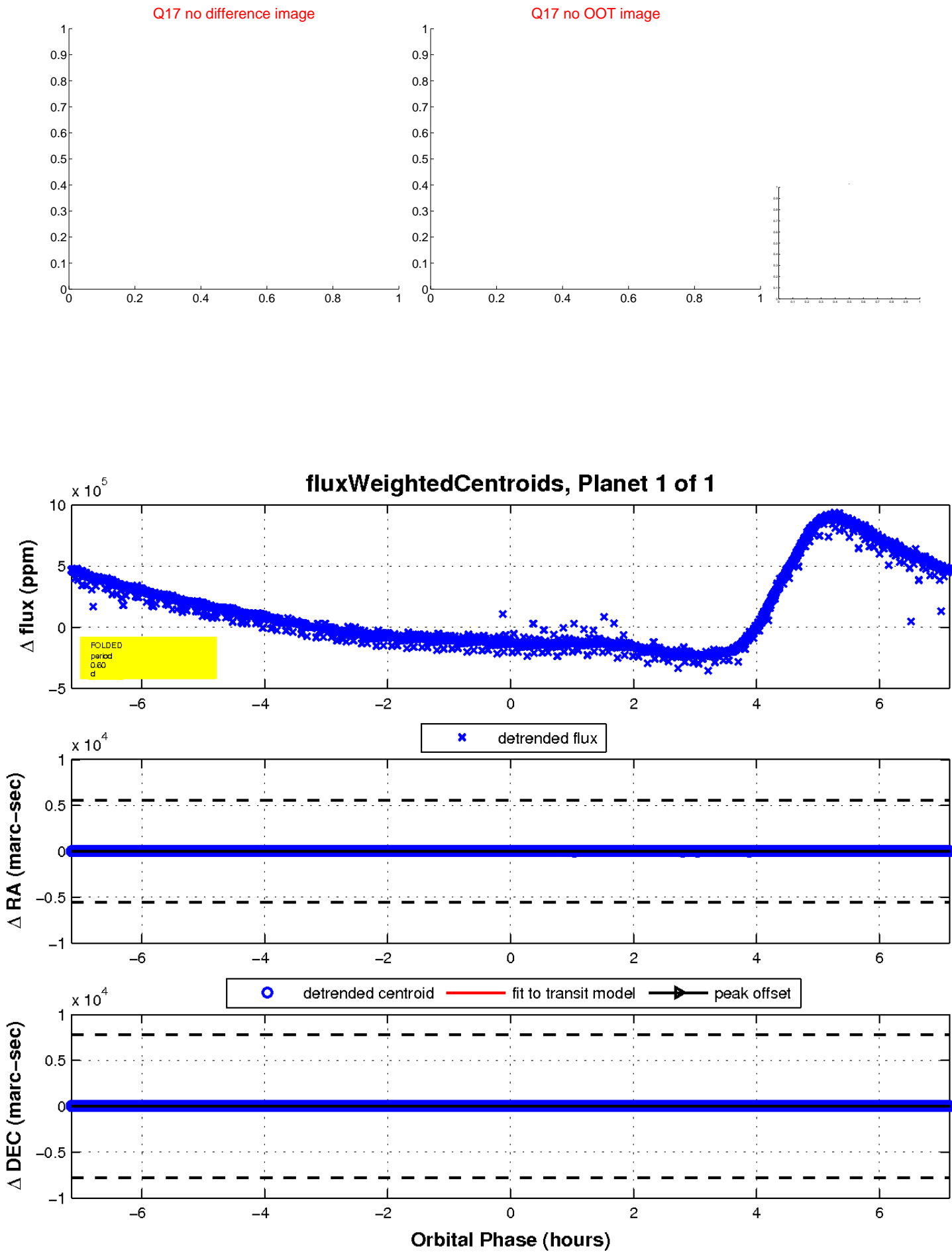
white ×: KIC target position; +: OOT centroid; △: difference centroid. red ✕: large negative pixel value.



white \times : KIC target position; $+$: OOT centroid; \triangle : difference centroid. red \times : large negative pixel value.



white \times : KIC target position; $+$: OOT centroid; \triangle : difference centroid. red \times : large negative pixel value.



UKIRT Image

Declination

