

KIC 008288698

Q1-17 DR25 TCE Parameters

TCE	Run Type	KOI?	Period (Days)	Epoch (BKJD)	Depth (ppm)	Duration (Hours)	MES	SNR	R_{\star} (R_{\odot})	T_{\star} (K)	R_p (R_{\oplus})	S_p (S_{\oplus})
008288698-01	OBS	No	430.351121	213.806138	410.5	14.809	9.6	4.1	0.65	4478	1.41	0.17

Robovetter Results

TCE	Run Type	Disp	Score	N	S	C	E	Comments
008288698-01	OBS	FP	0.00	1	0	0	0	INDIV_TRANS_CHASES—LPP_ALT—MOD_NONUNIQ_DV—MOD_TER_DV—MOD_POS_DV—INCONSISTENT_TRANS—CENT_FEW_DIFFS

Notes: OBS = Observed. INJ = Injected. INV = Inverted. SCR = Scrambled.

N = Not Transit-Like. S = Stellar Eclipse. C = Centroid Offset. E = Ephemeris Match.

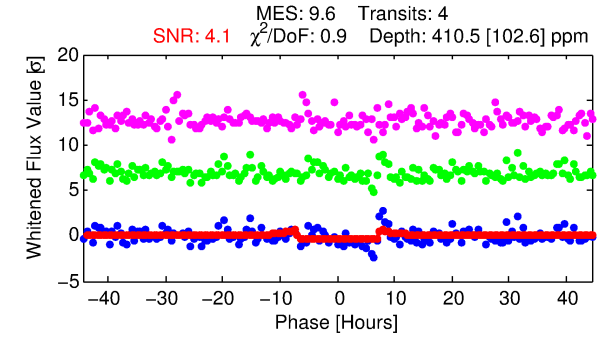
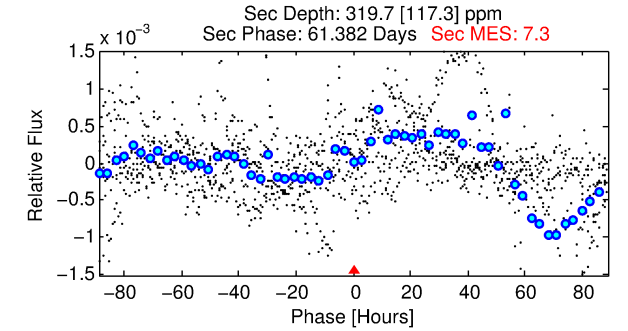
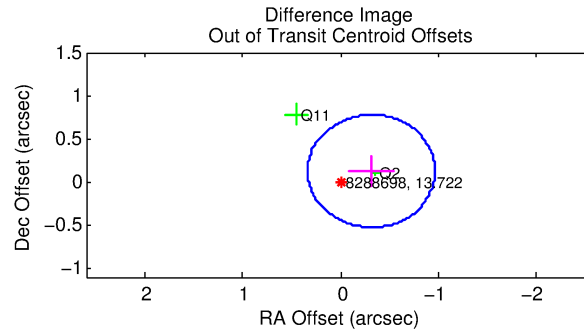
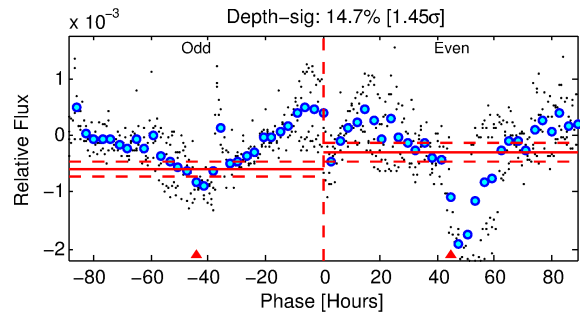
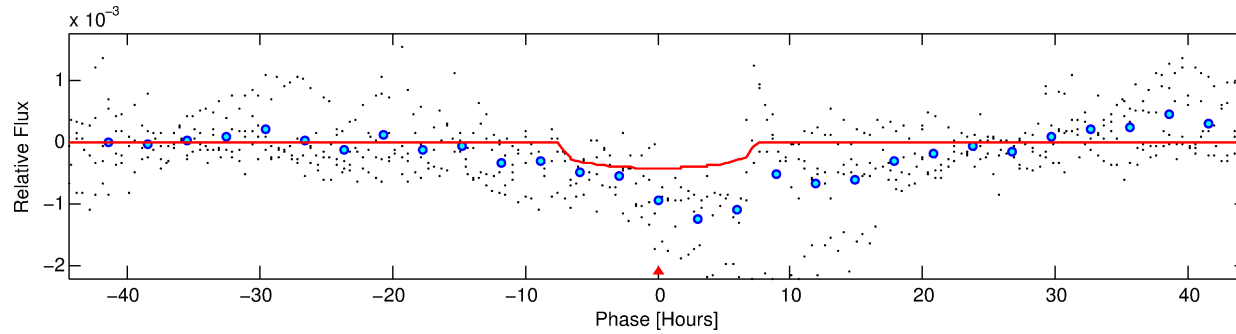
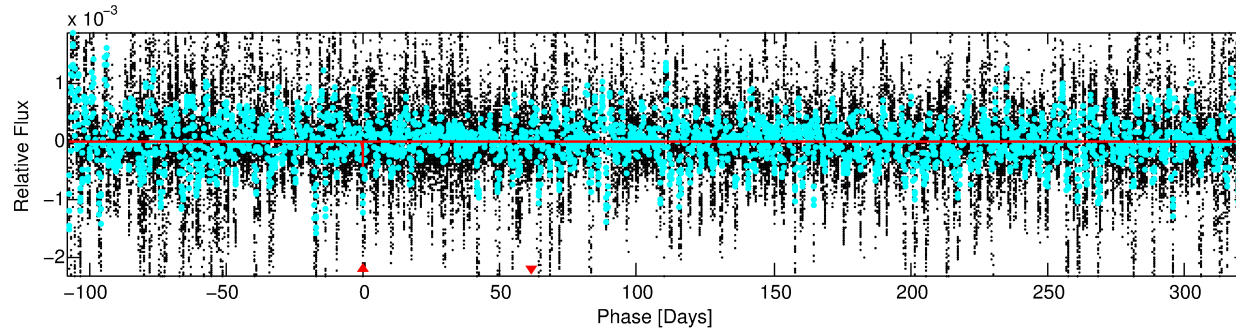
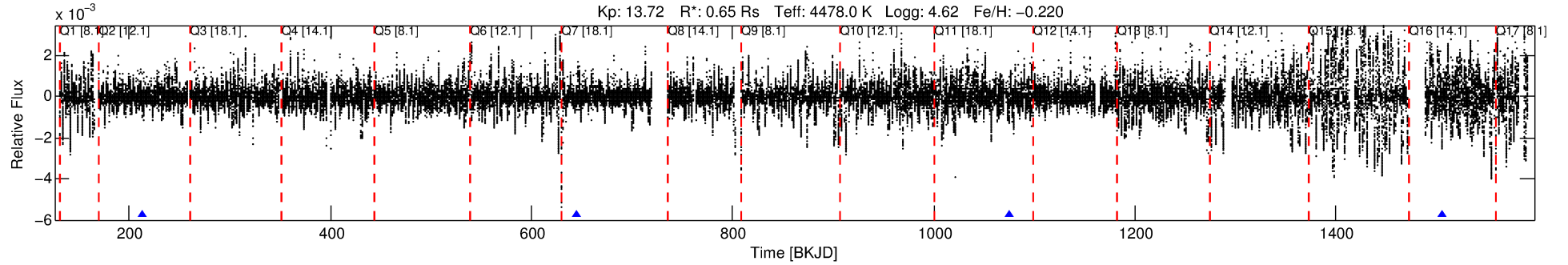
See http://exoplanetarchive.ipac.caltech.edu/docs/API_kepcandidate_columns.html#proj_disp_col for comment definitions.

Ephemeris Match Information For 008288698-01

No Significant Match Found

DV One-Page Summary

KIC: 8288698 Candidate: 1 of 1 Period: 430.351 d



DV Fit Results:

Period = 430.35112 [0.00832] d
Epoch = 213.8061 [0.0161] BKJD
Rp/R* = 0.0198 [0.0107]
a/R* = 163.56 [285.25]
b = 0.71 [1.26]
Seff = 0.17 [0.03]
Teq = 163 [6] K
Rp = 1.41 [0.77] Re
a = 0.9601 [0.0728] AU
Ag = 81564.75 [93619.43] [0.87 σ]
Teffp = 4250 [1221] K [3.35 σ]

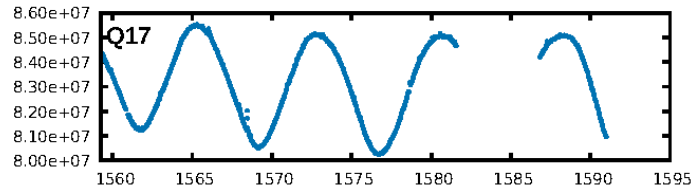
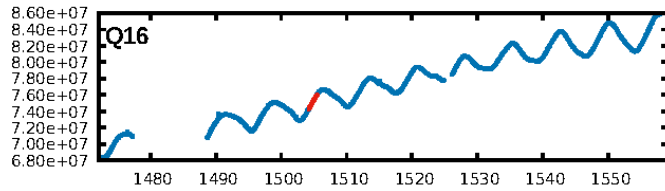
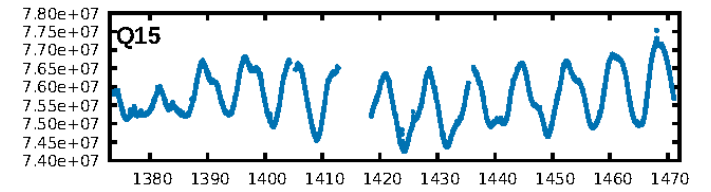
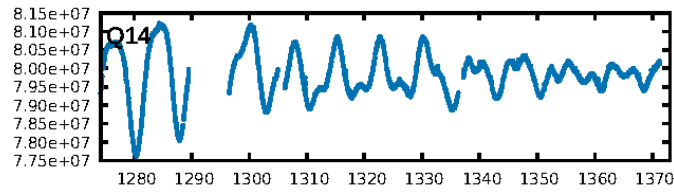
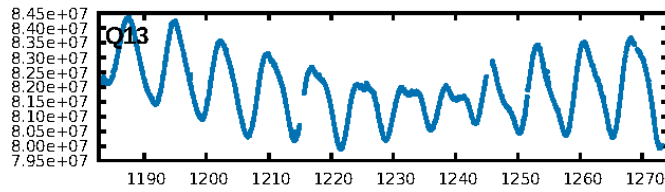
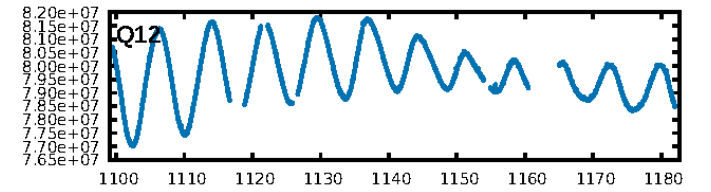
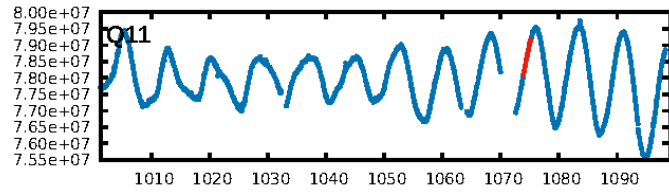
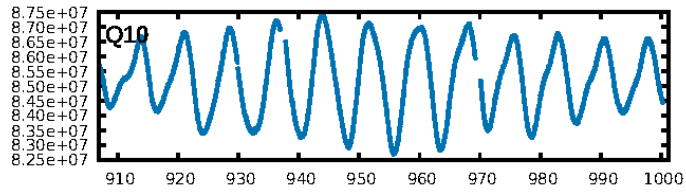
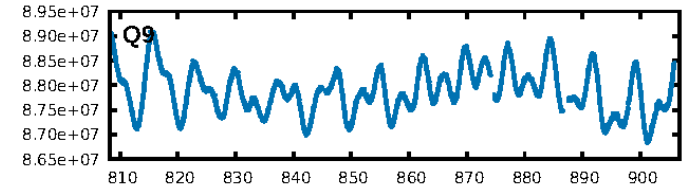
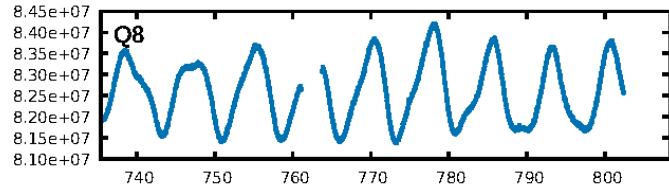
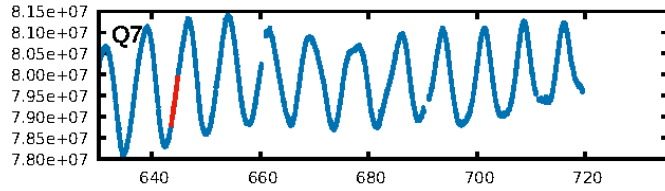
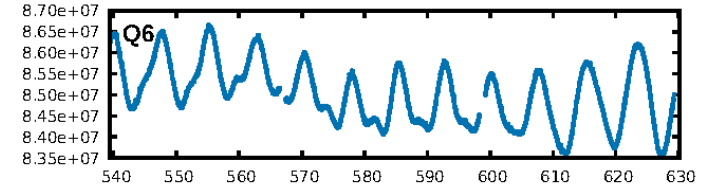
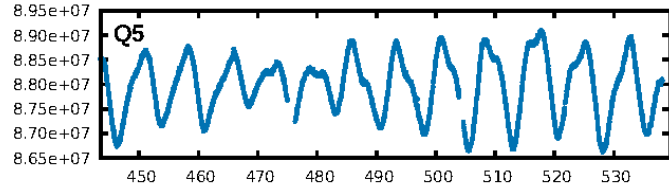
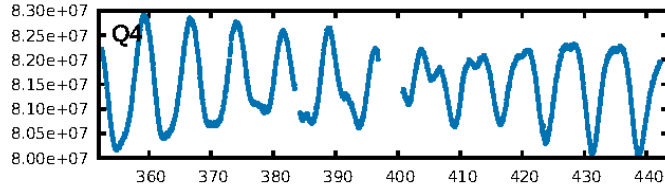
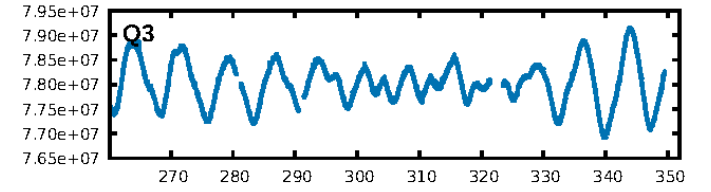
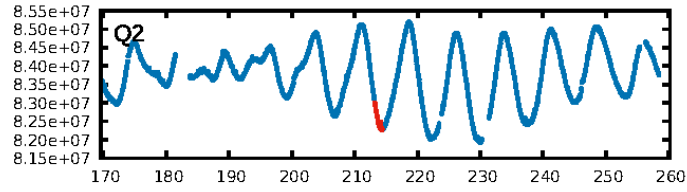
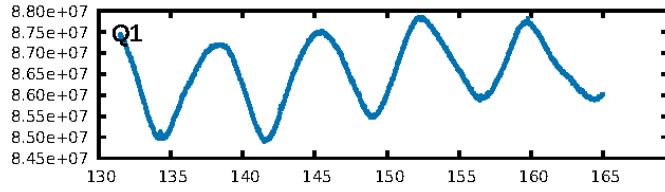
DV Diagnostic Results:

ShortPeriod-sig: N/A
LongPeriod-sig: N/A
ModelChiSquare2-sig: 45.5%
ModelChiSquareGof-sig: 99.9%
Bootstrap-pfa: 1.50e-08
RollingBand-fgt: 1.00 [4/4]
GhostDiagnostic-chr: 0.3875
Centroid-sig: 67.6%
Centroid-so: 0.403 arcsec [0.63 σ]
OotOffset-rm: 0.339 arcsec [1.56 σ]
OotOffset-st: 1/1/0/0 [2]
KicOffset-rm: 0.290 arcsec [1.44 σ]
KicOffset-st: 1/1/0/0 [2]
DiffImageQuality-fgm: 0.50 [1/2]
DiffImageOverlap-fno: 1.00 [2/2]

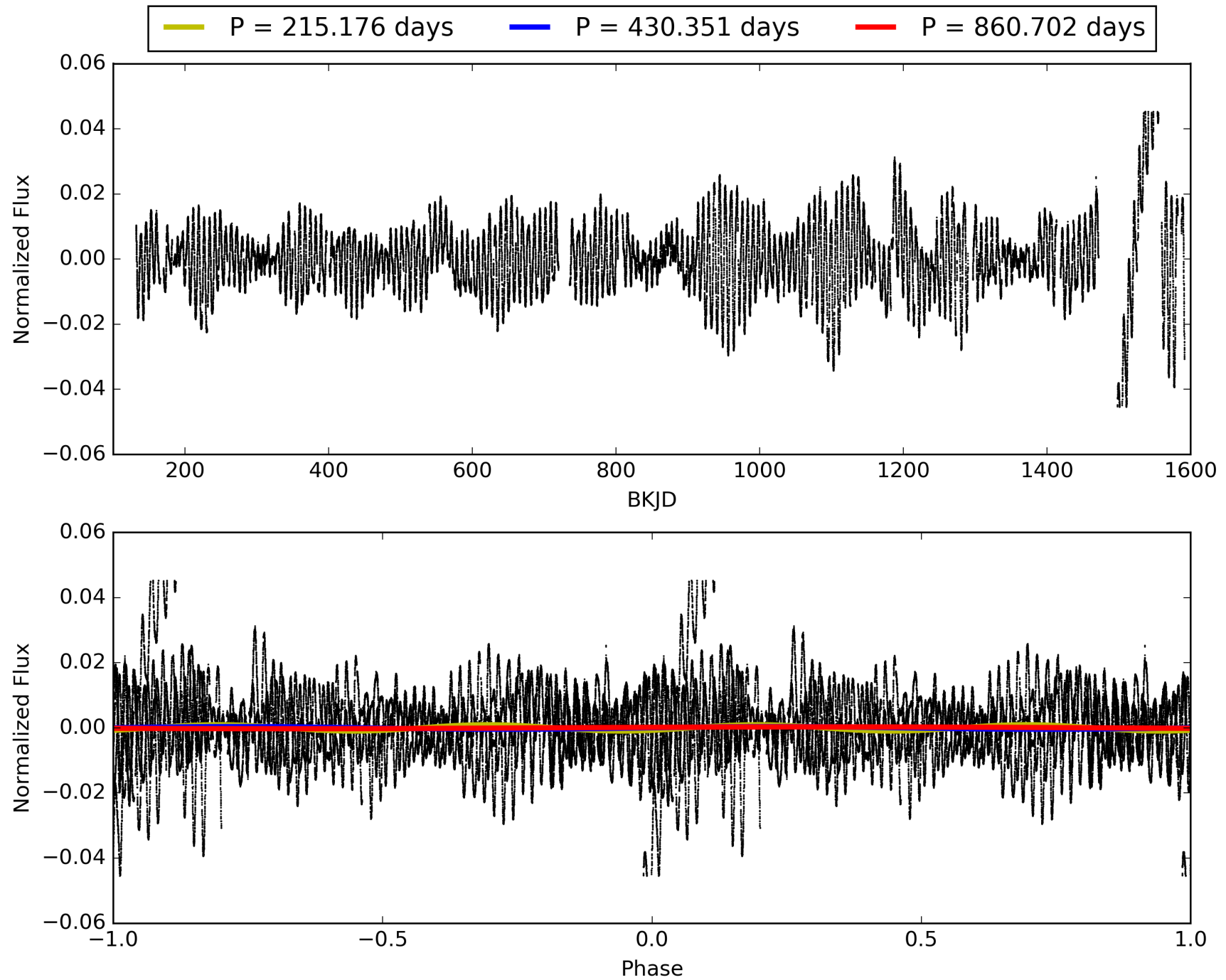
Software Revision: svn+ssh://murzim/repo/soc/tags/release/9.3.42@60958 -- Date Generated: 31-Jan-2016 23:33:11 Z

This Data Validation Report Summary was produced in the Kepler Science Operations Center Pipeline at NASA Ames Research Center

TCE 008288698-01, PDC Light Curves

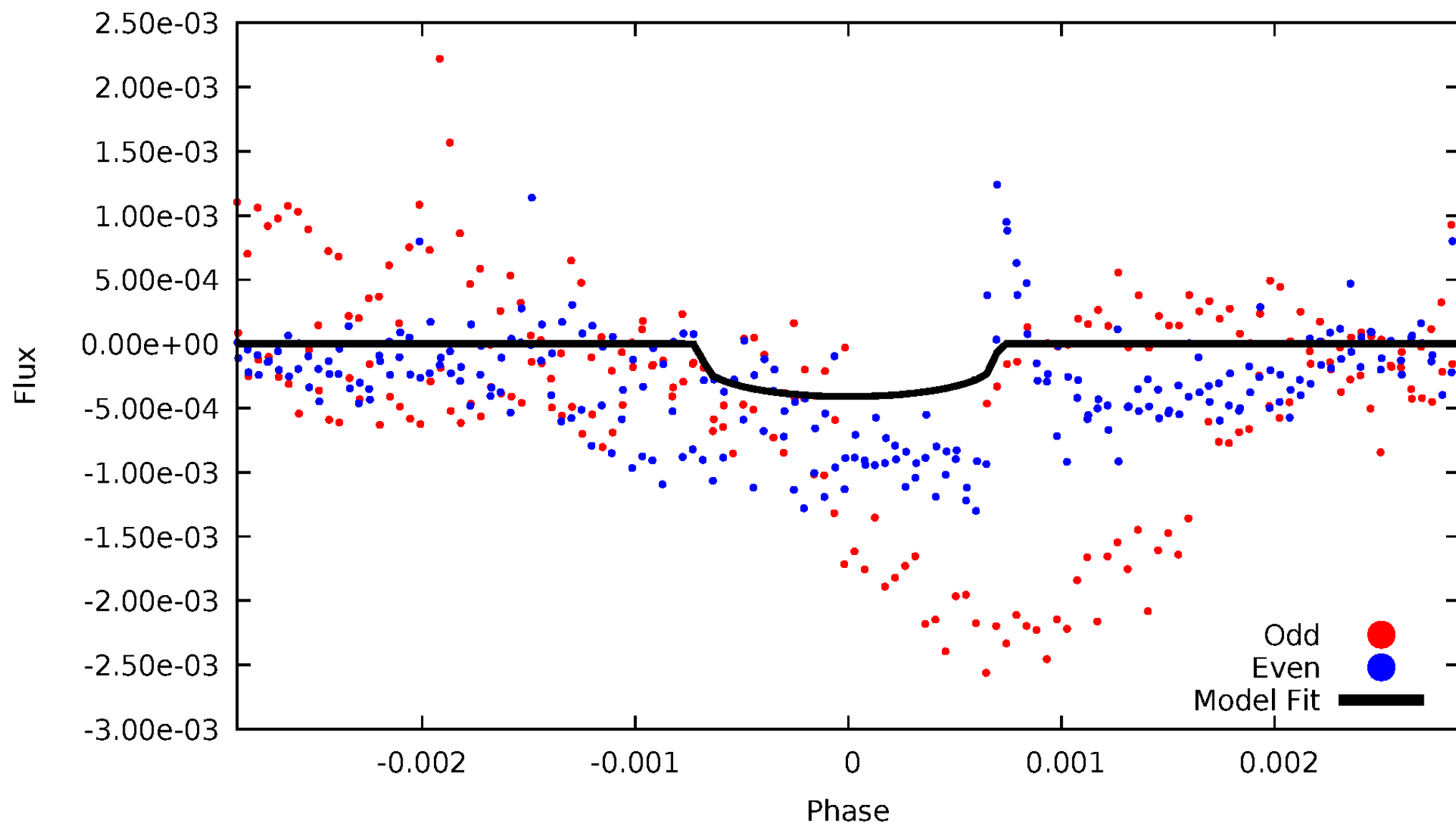


TCE 008288698-01



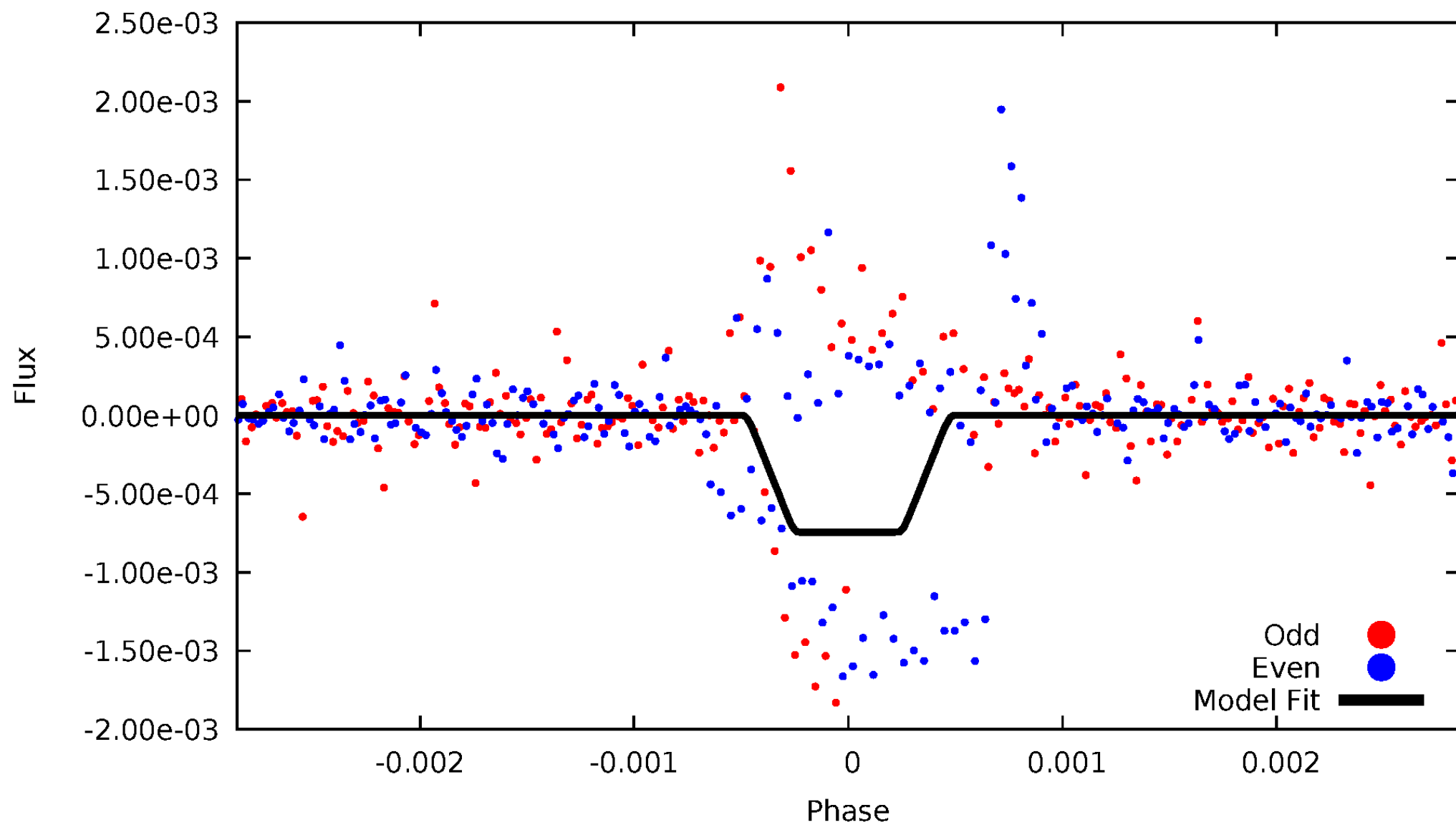
DV Odd/Even

TCE 008288698-01



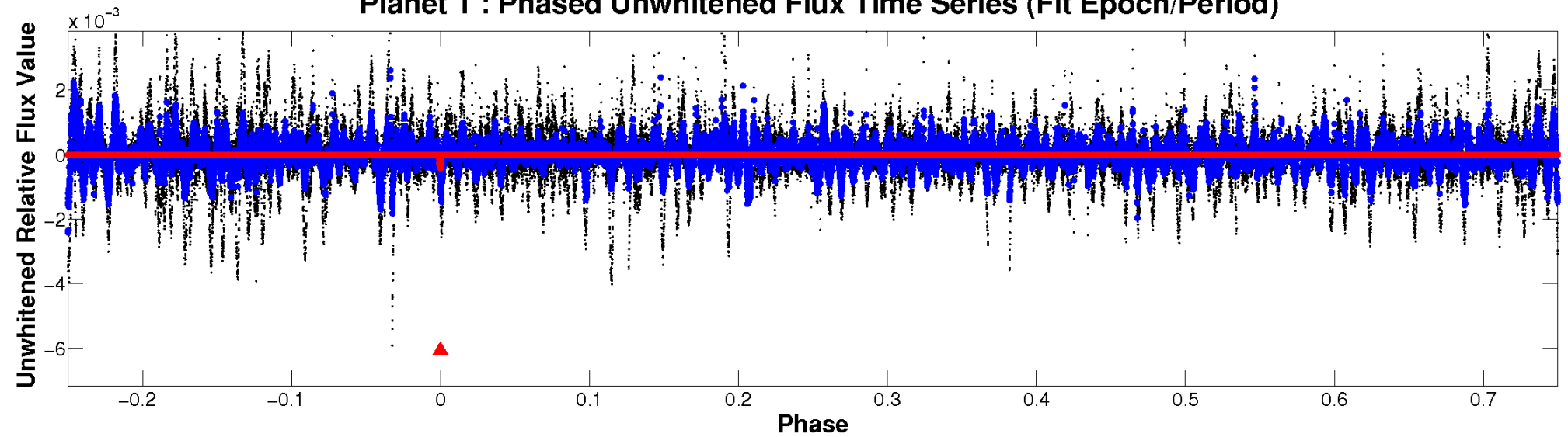
ALT Odd/Even

TCE 008288698-01

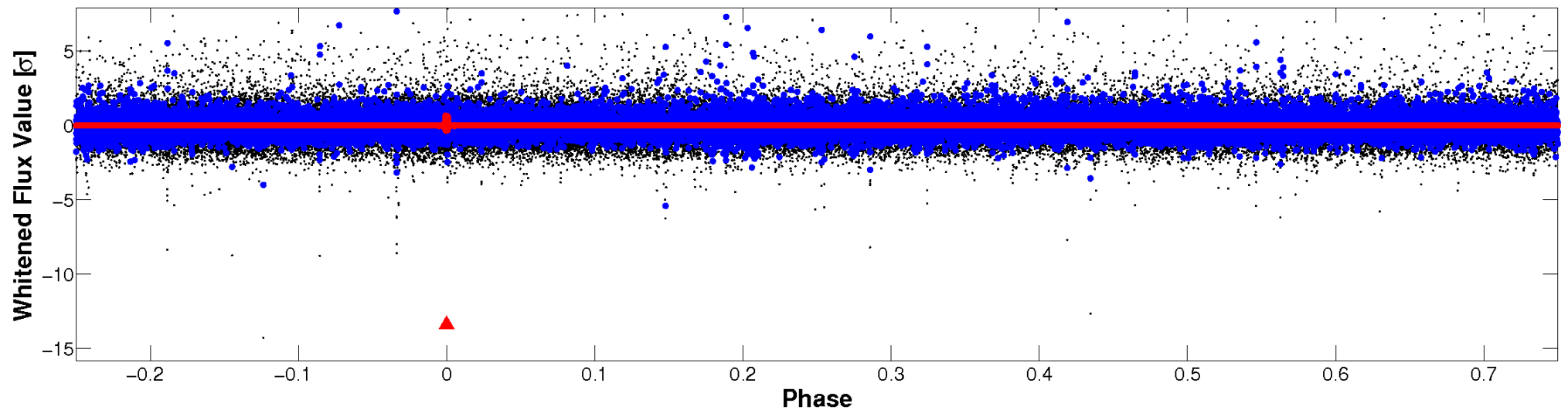


Non-Whitened Vs. Whitened Light Curve

Planet 1 : Phased Unwhitened Flux Time Series (Fit Epoch/Period)

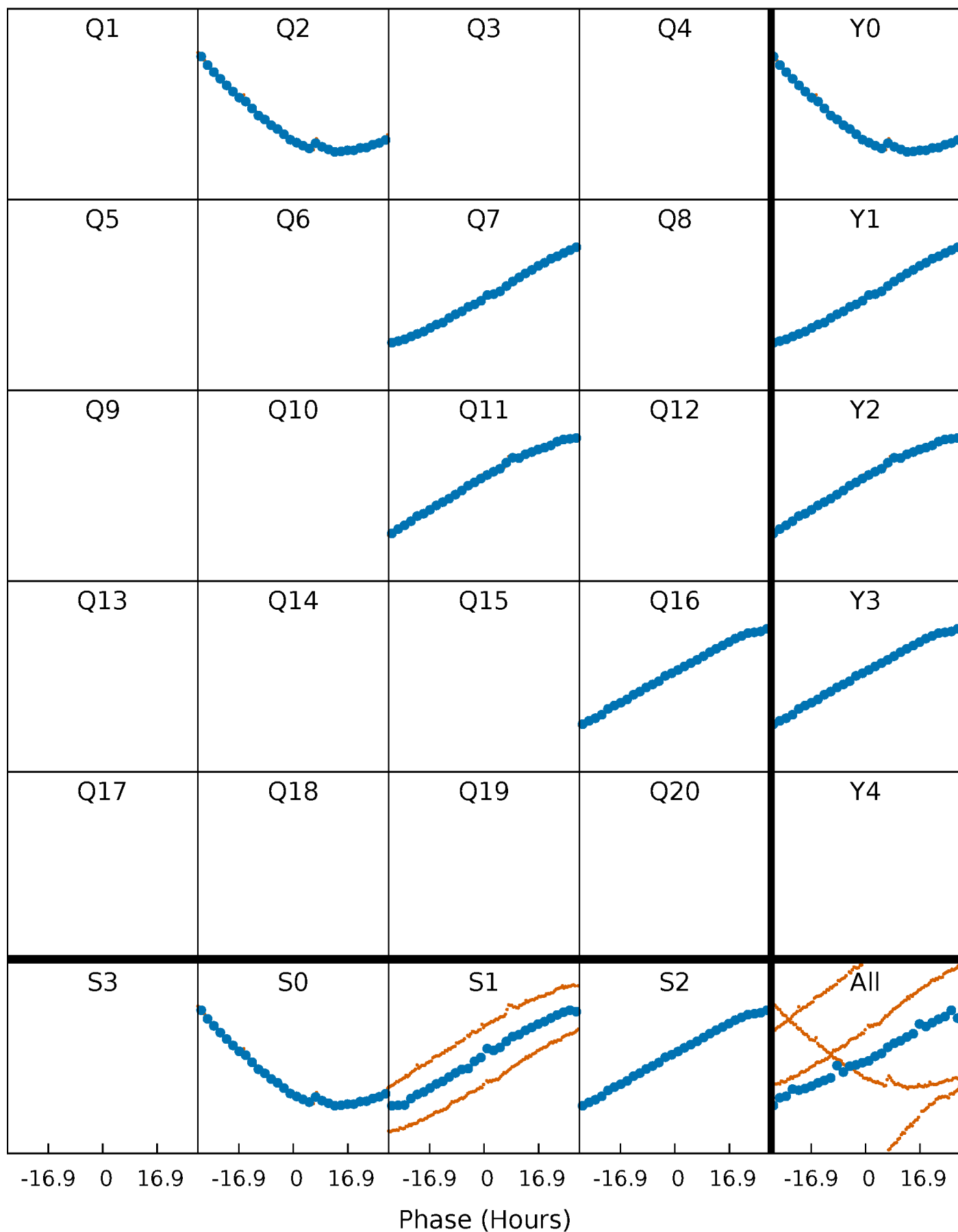


Planet 1 : Phased Whitened Flux Time Series (Fit Epoch/Period)



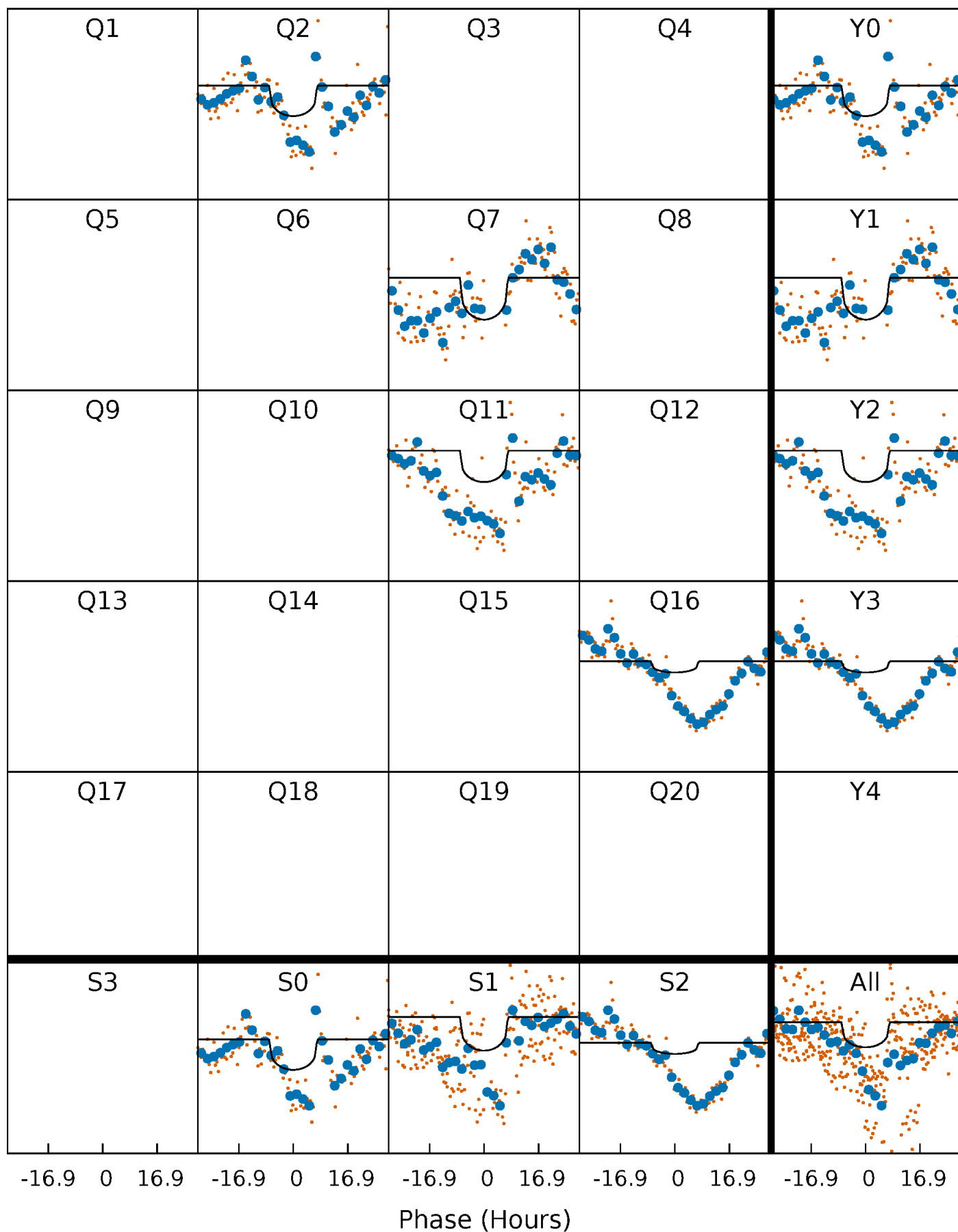
PDC Quarter-Phased Transit Curves

TCE 008288698-01 P=430.351121 Days $T_0=213.806138$ (BKJD)



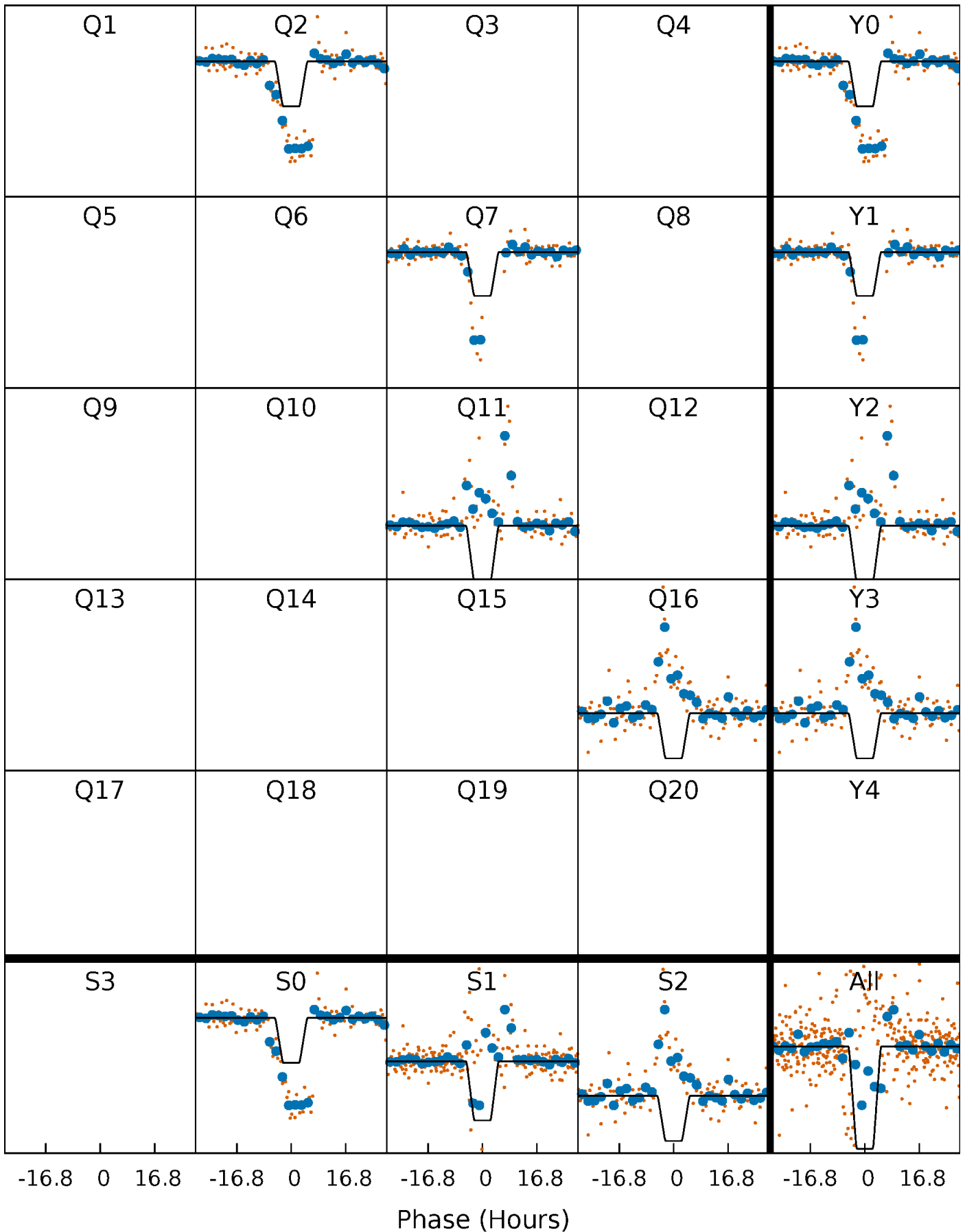
DV Quarter-Phased Transit Curves

TCE 008288698-01 P=430.351121 Days $T_0=213.806138$ (BKJD)



Alt. Detrend Quarter-Phased Transit Curves

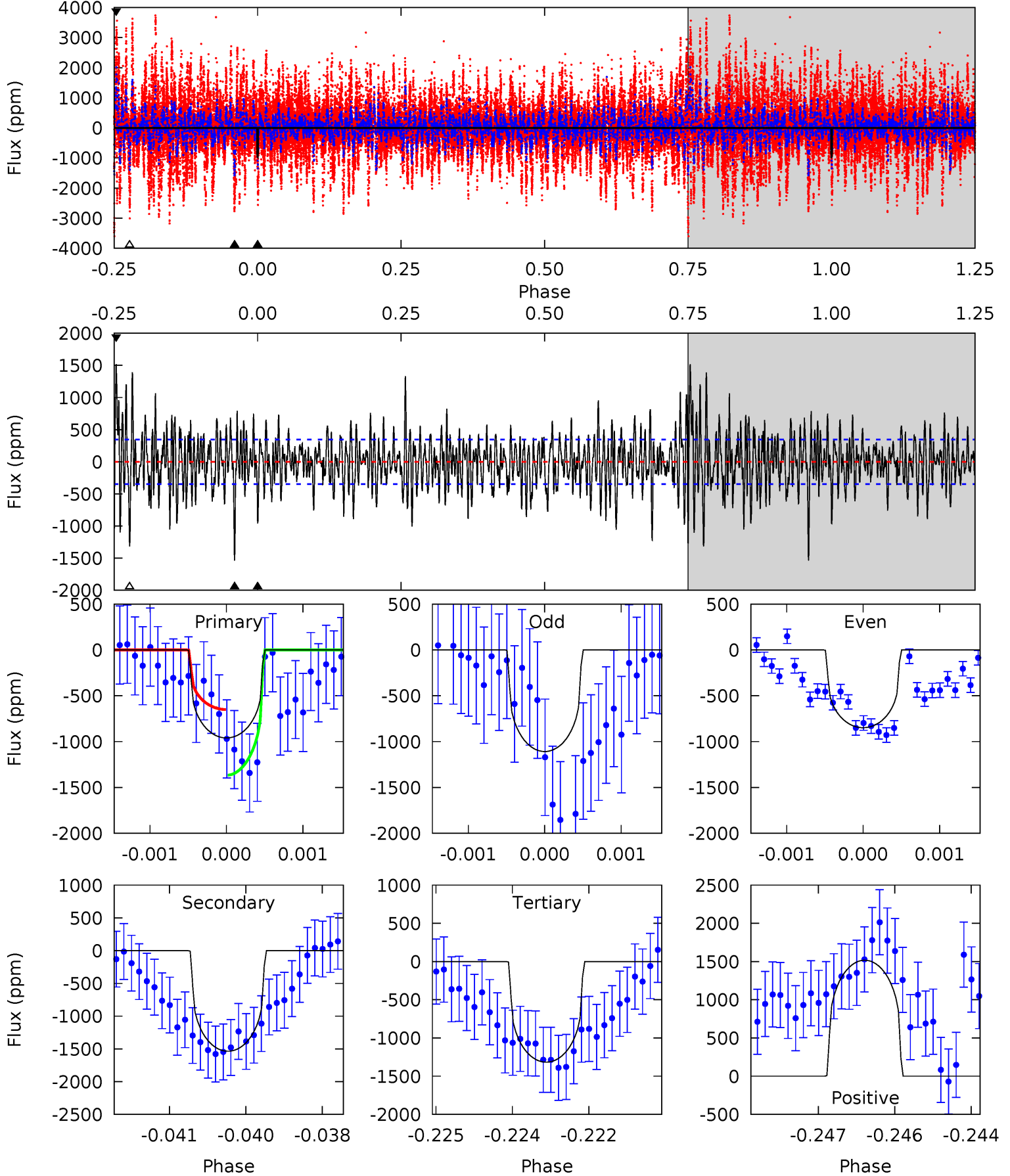
TCE 008288698-01 P=430.364829 Days $T_0=213.791026$ (BKJD)



DV Model-Shift Uniqueness Test

008288698-01, P = 430.351121 Days, E = 213.806138 Days

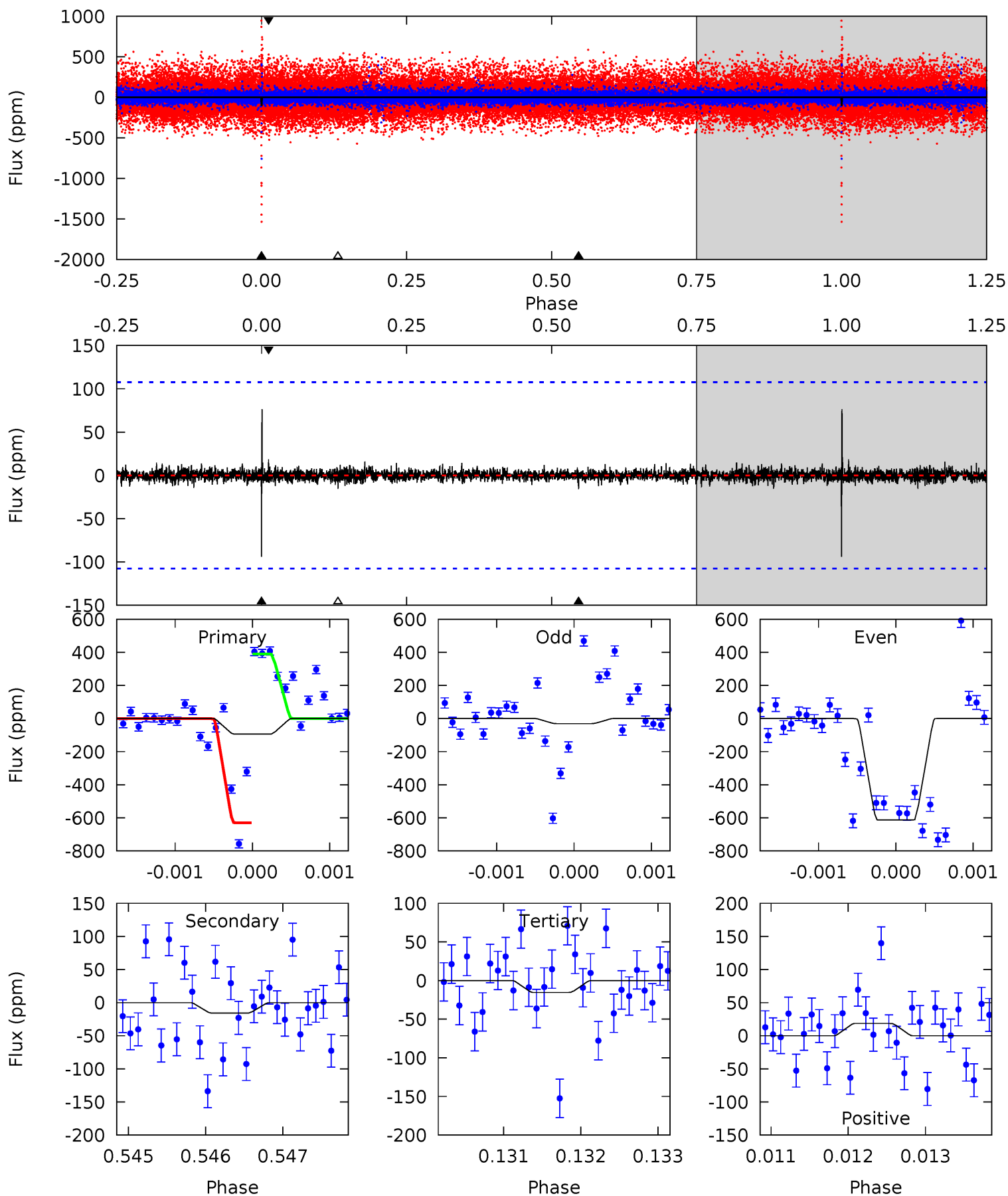
Pri	Sec	Ter	Pos	FA ₁	FA ₂	F _{Red}	Pri-Ter	Pri-Pos	Sec-Ter	Sec-Pos	Odd-Evn	DMM	Shape	TAT
14.9	23.8	20.4	23.5	5.38	3.18	5.57	-5.52	-8.63	3.39	0.28	1.75	1.04	0.50	5.57



Alt Model-Shift Uniqueness Test

008288698-01, P = 430.364829 Days, E = 213.791026 Days

Pri	Sec	Ter	Pos	FA ₁	FA ₂	F _{Red}	Pri-Ter	Pri-Pos	Sec-Ter	Sec-Pos	Odd-Evn	DMM	Shape	TAT
4.77	0.80	0.78	0.94	5.46	3.30	0.18	3.98	3.82	0.02	-0.14	17.6	0.81	0.45	6.04



Stellar Parameters For KIC 008288698

	$T_{\text{eff}}(K)$	$\log(g)$	[Fe/H]	$R (R_{\odot})$	$M(M_{\odot})$	$p_{\star} (g \cdot \text{cm}^{-3})$
	4478^{+119}_{-133}	$4.615^{+0.056}_{-0.021}$	$-0.220^{+0.300}_{-0.300}$	$0.651^{+0.046}_{-0.061}$	$0.637^{+0.070}_{-0.051}$	$3.257^{+0.763}_{-0.349}$
	+3%/-3%	+1%/-0%	+136%/-136%	+7%/-9%	+11%/-8%	+23%/-11%
Source	PHO1	KIC0	KIC0	DSEP		

KIC = Kepler Input Catalog; PHO = Photometry; SPE = Spectroscopy; AST = Asteroseismology
 TRA = Transits; DESP = Dartmouth Models; MULT = Multiple Models

Secondary Eclipse Parameters for KIC 008288698-01 / KOI

Detrend	Depth (ppm)	$R_p (R_{\oplus})$	$T_{max} (K)$	$T_{obs} (K)$	A_{obs}
DV	-1535 ± 65	$1.46^{+0.74}_{-0.71}$	226^{+7}_{-9}	5912^{+2785}_{-1018}	$374061^{+1043610}_{-208651}$
Alt.	-16 ± 20	$1.89^{+0.75}_{-0.72}$	226^{+6}_{-9}	2461^{+424}_{-4515}	1981^{+5173}_{-2362}

T_{max} = Theoretical Maximum Planetary Temperature

T_{obs} = Observed Planetary Temperature (Assuming $A=0.3$)

A_{obs} = Observed Albedo (Assuming $T=0$)

If a secondary eclipse is present, the system is likely an EB if $T_{obs} \gg T_{max}$ AND $A_{obs} \gg 1.0$

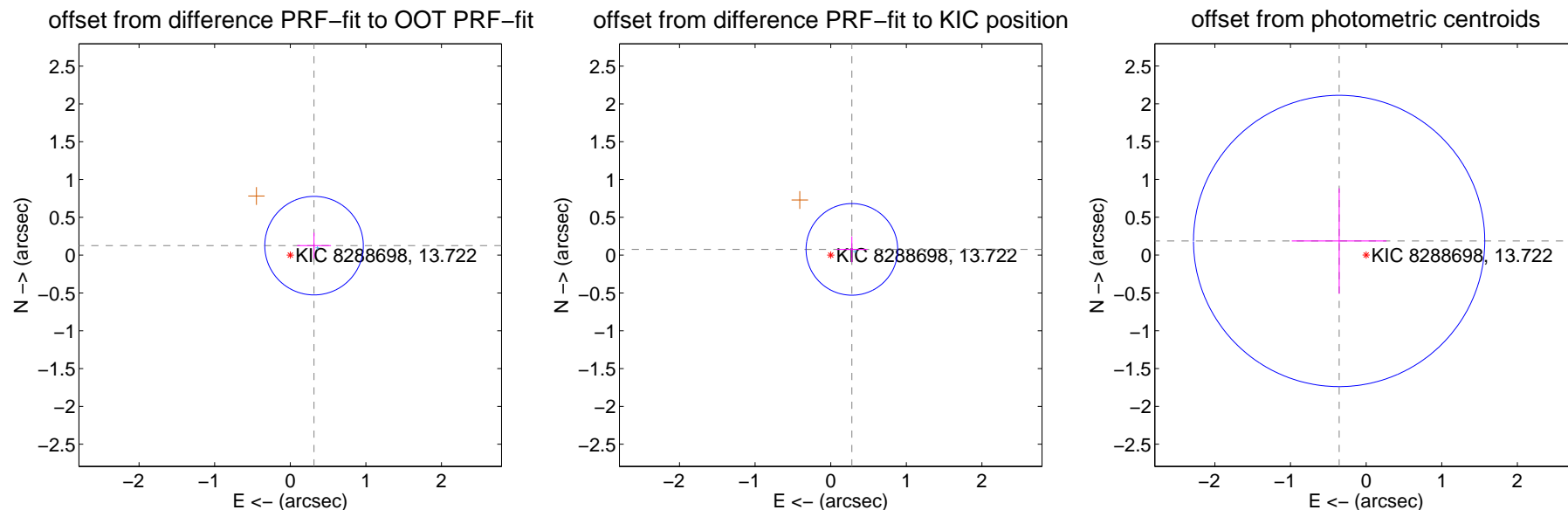
DV Centroid Data

Supplemental centroid analysis for 008288698-01. Kepler magnitude: 13.72. Transit SNR 4.14

There are 1 quarters with good PRF difference image offsets

The direct PRF centroid is offset from the target star catalog position by about 0.07 arcsec

	Distance in arcsec	Distance / σ	Δ RA	Δ Dec
PRF-fit source offset from OOT	0.339 ± 0.217	1.56	-0.315 ± 0.224	0.126 ± 0.172
PRF-fit source offset from KIC position	0.290 ± 0.202	1.44	-0.280 ± 0.204	0.076 ± 0.171
photometric centroid source offset	0.40 ± 0.64	0.63	0.36 ± 0.63	0.19 ± 0.70



Centroid source offsets from the target star reconstructed from PRF and photometric centroids. Sky blue crosses: good quarterly centroid offsets; Vermillion crosses: bad quarterly centroid offsets; magenta cross: average over quarters. Length of the crosses: one- σ uncertainty. Blue circle: three- σ . Red *: target star. Blue *: Other stars. Text next to a star gives its KIC ID and kepmag. KIC IDs > 15,000,000 are from the UKIRT catalog.

white \times : KIC target position; $+$: OOT centroid; \triangle : difference centroid. red \times : large negative pixel value.

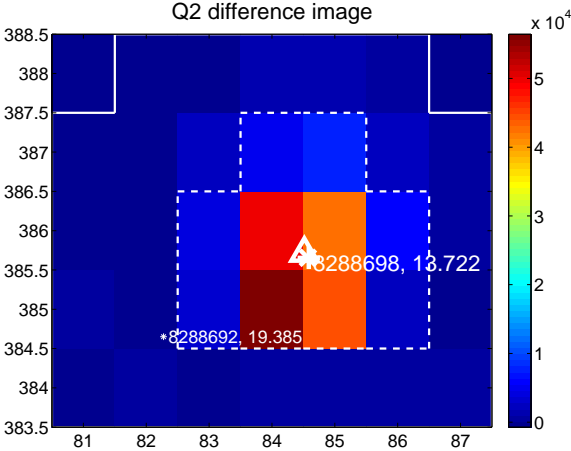
Q1 no difference image



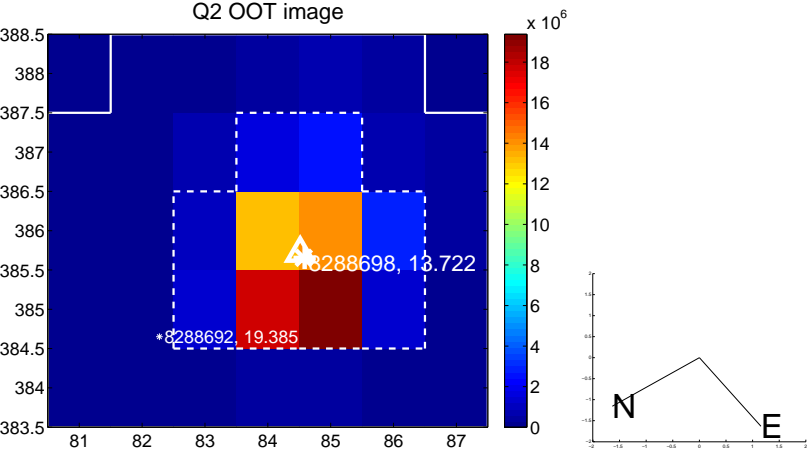
Q1 no OOT image



Q2 difference image



Q2 OOT image



Q3 no difference image



Q3 no OOT image



Q4 no difference image



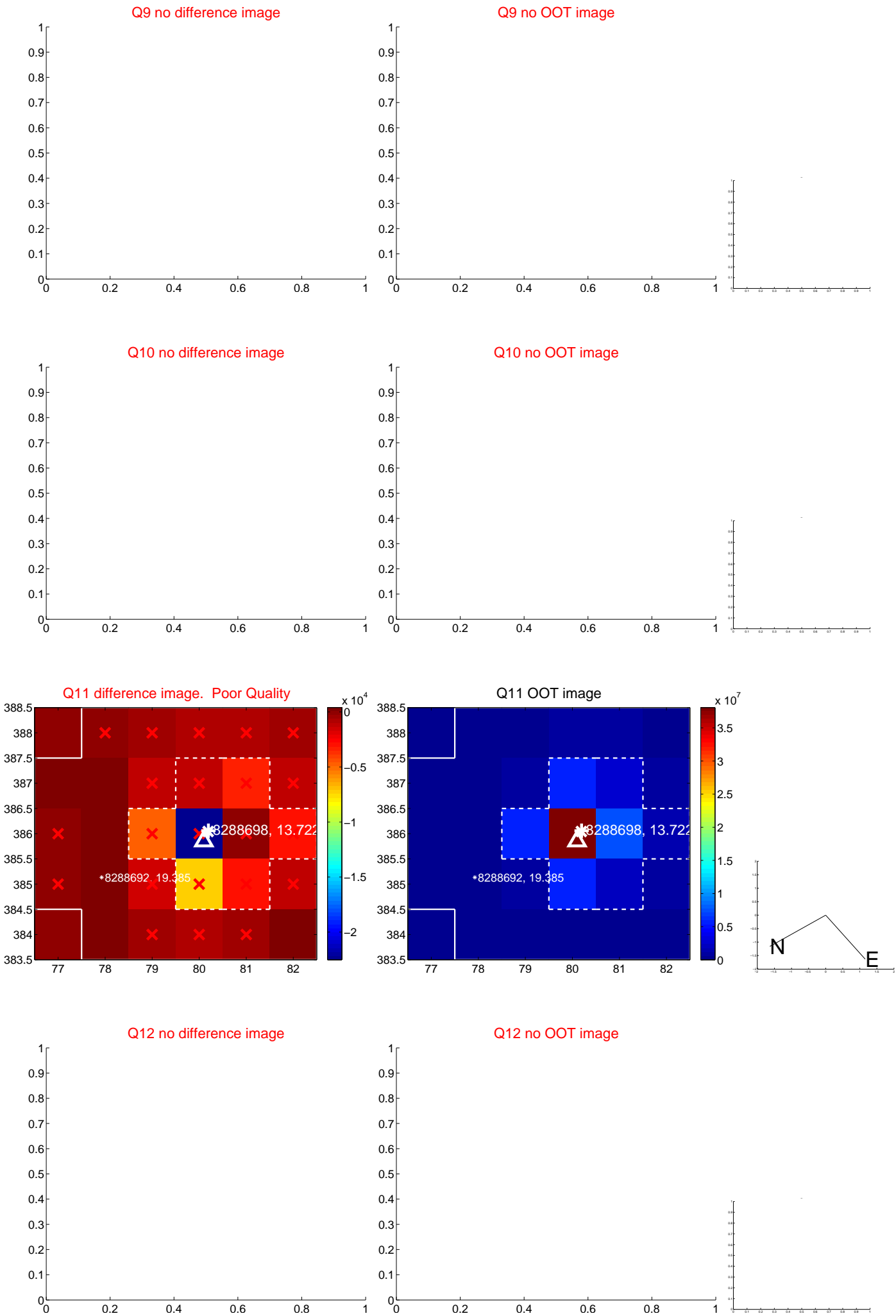
Q4 no OOT image



white \times : KIC target position; $+$: OOT centroid; \triangle : difference centroid. red \times : large negative pixel value.



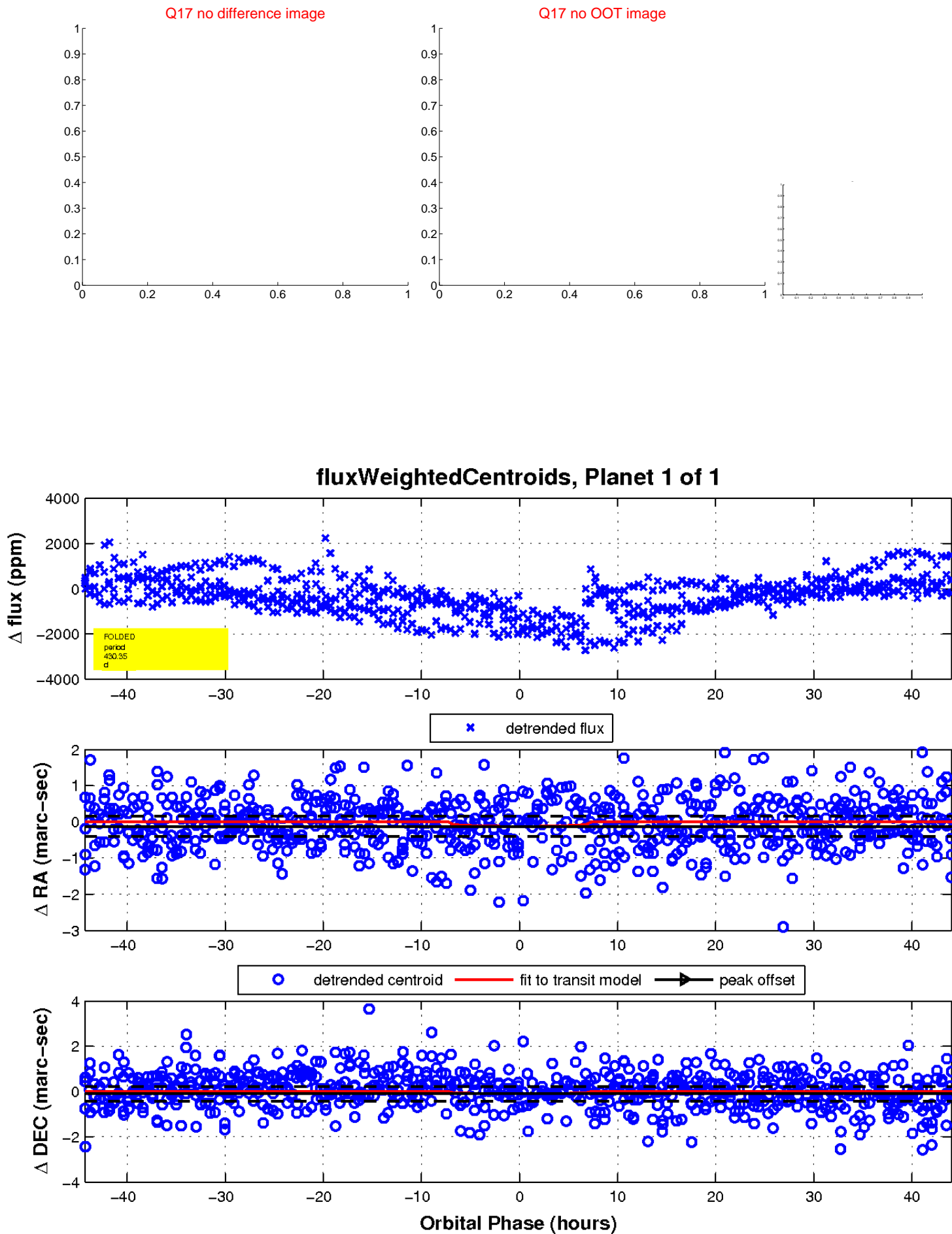
white ×: KIC target position; +: OOT centroid; △: difference centroid. red ×: large negative pixel value.



white \times : KIC target position; $+$: OOT centroid; \triangle : difference centroid. red \times : large negative pixel value.



white \times : KIC target position; $+$: OOT centroid; \triangle : difference centroid. red \times : large negative pixel value.



UKIRT Image

Declination

