

# KIC 007987514

## Q1-17 DR25 TCE Parameters

TCE	Run Type	KOI?	Period (Days)	Epoch (BKJD)	Depth (ppm)	Duration (Hours)	MES	SNR	$R_{\star}$ ( $R_{\odot}$ )	$T_{\star}$ (K)	$R_p$ ( $R_{\oplus}$ )	$S_p$ ( $S_{\oplus}$ )
007987514-01	OBS	No	352.042379	431.924896	325.7	12.579	17.9	1.7	2.60	5470	5.05	4.70

## Robovetter Results

TCE	Run Type	Disp	Score	N	S	C	E	Comments
007987514-01	OBS	FP	0.00	1	0	0	0	INDIV_TRANS_SKYE_TRACKER—LPP_DV—LPP_ALT—ALL_TRANS_CHASES—MOD_NONUNIQ_DV—MOD_TER_DV—MOD_POS_DV—INCONSISTENT_TRANS—CENT_FEW_DIFFS

**Notes:** OBS = Observed. INJ = Injected. INV = Inverted. SCR = Scrambled.

N = Not Transit-Like. S = Stellar Eclipse. C = Centroid Offset. E = Ephemeris Match.

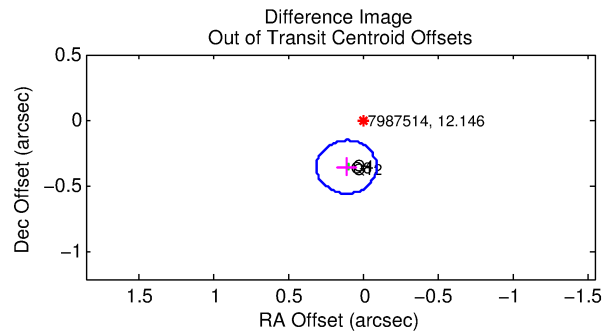
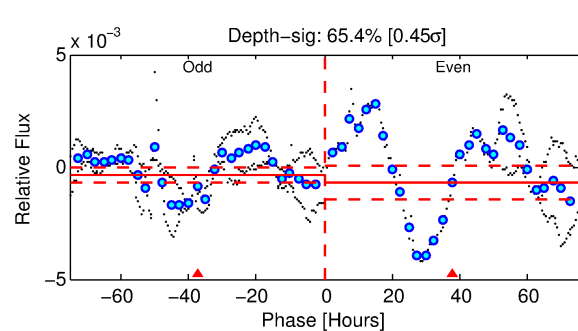
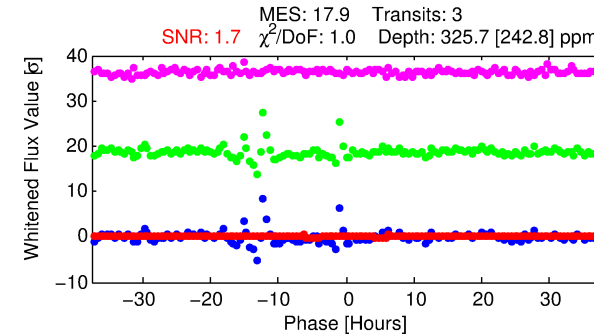
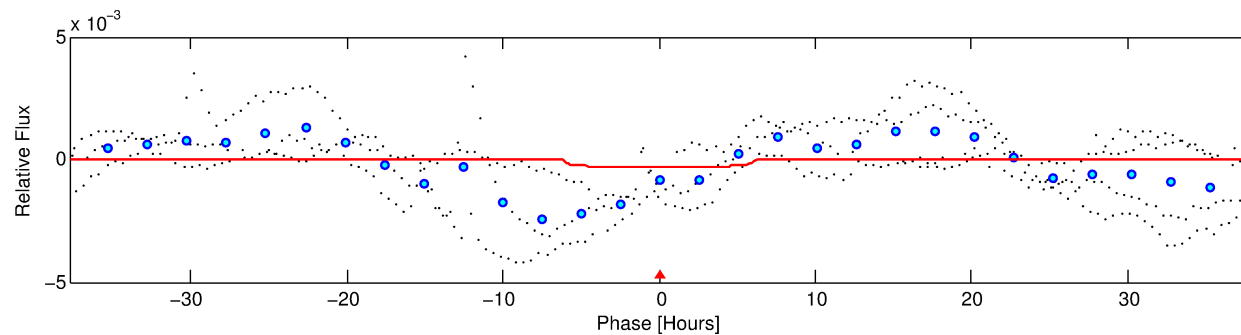
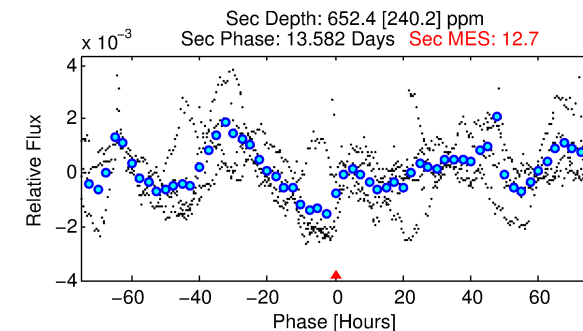
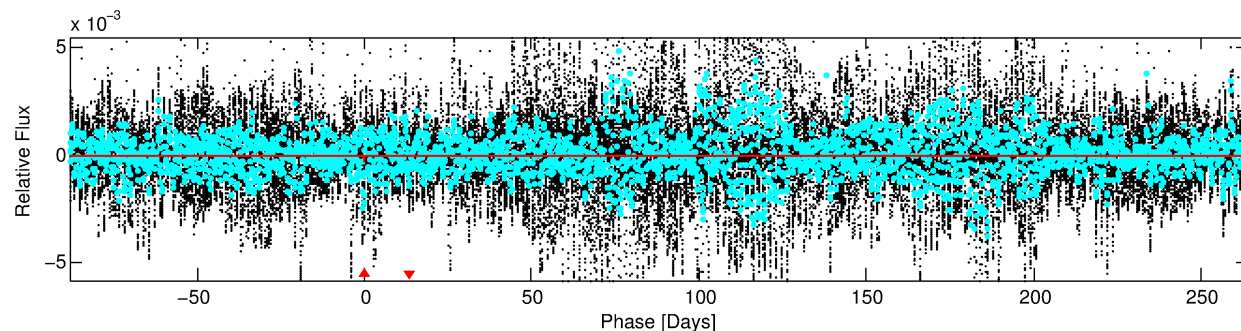
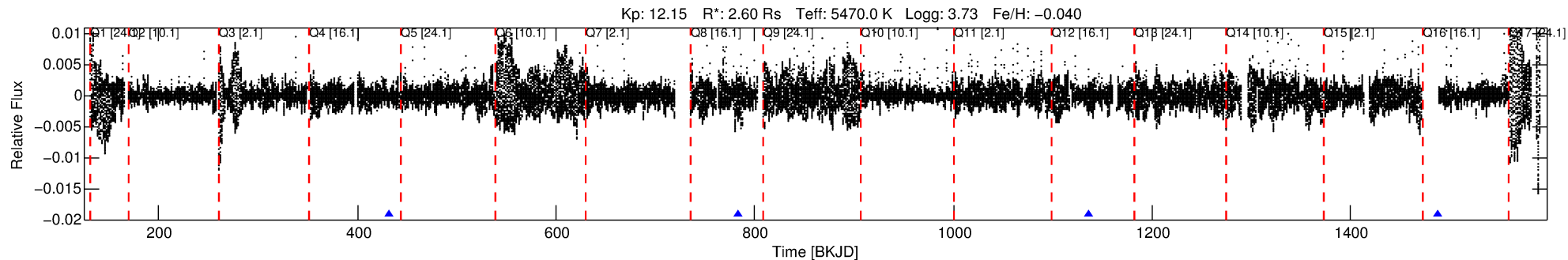
See [http://exoplanetarchive.ipac.caltech.edu/docs/API\\_kepcandidate\\_columns.html#proj\\_disp\\_col](http://exoplanetarchive.ipac.caltech.edu/docs/API_kepcandidate_columns.html#proj_disp_col) for comment definitions.

## Ephemeris Match Information For 007987514-01

No Significant Match Found

# DV One-Page Summary

KIC: 7987514 Candidate: 1 of 1 Period: 352.042 d



## DV Fit Results:

Period = 352.04238 [0.01215] d  
Epoch = 431.9249 [0.0168] BKJD  
Rp/R\* = 0.0178 [0.0117]  
a/R\* = 151.98 [266.85]  
b = 0.73 [1.13]  
Seff = 4.70 [5.55]  
Teq = 375 [111] K  
Rp = 5.05 [4.66] Re  
a = 1.0739 [0.7487] AU  
Ag = 16205.45 [29125.45] [0.56σ]  
Teff = 6549 [2235] K [2.76σ]

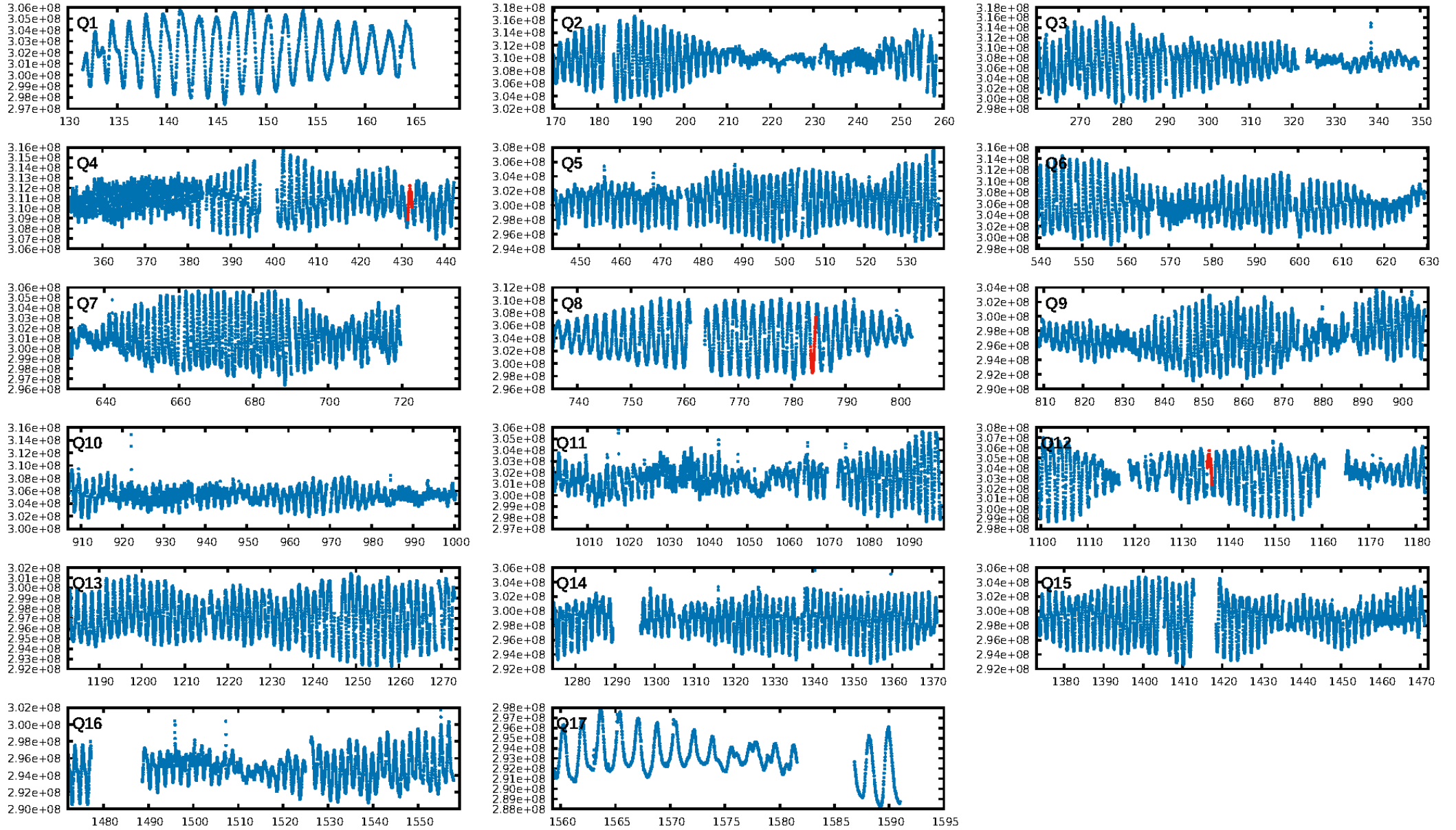
## DV Diagnostic Results:

ShortPeriod-sig: N/A  
LongPeriod-sig: N/A  
ModelChiSquare2-sig: 59.1%  
ModelChiSquareGof-sig: 98.7%  
**Bootstrap-pfa: 5.99e-12**  
RollingBand-fgt: 1.00 [3/3]  
GhostDiagnostic-chr: 0.9228  
Centroid-sig: 2.1%  
Centroid-so: 2.685 arcsec [1.74σ]  
**OotOffset-rm: 0.368 arcsec [5.50σ]**  
**KicOffset-rm: 0.240 arcsec [3.43σ]**  
OotOffset-st: 0/0/3/0 [3]  
KicOffset-st: 0/0/3/0 [3]  
DiffImageQuality-fgm: 0.33 [1/3]  
DiffImageOverlap-fno: 1.00 [3/3]

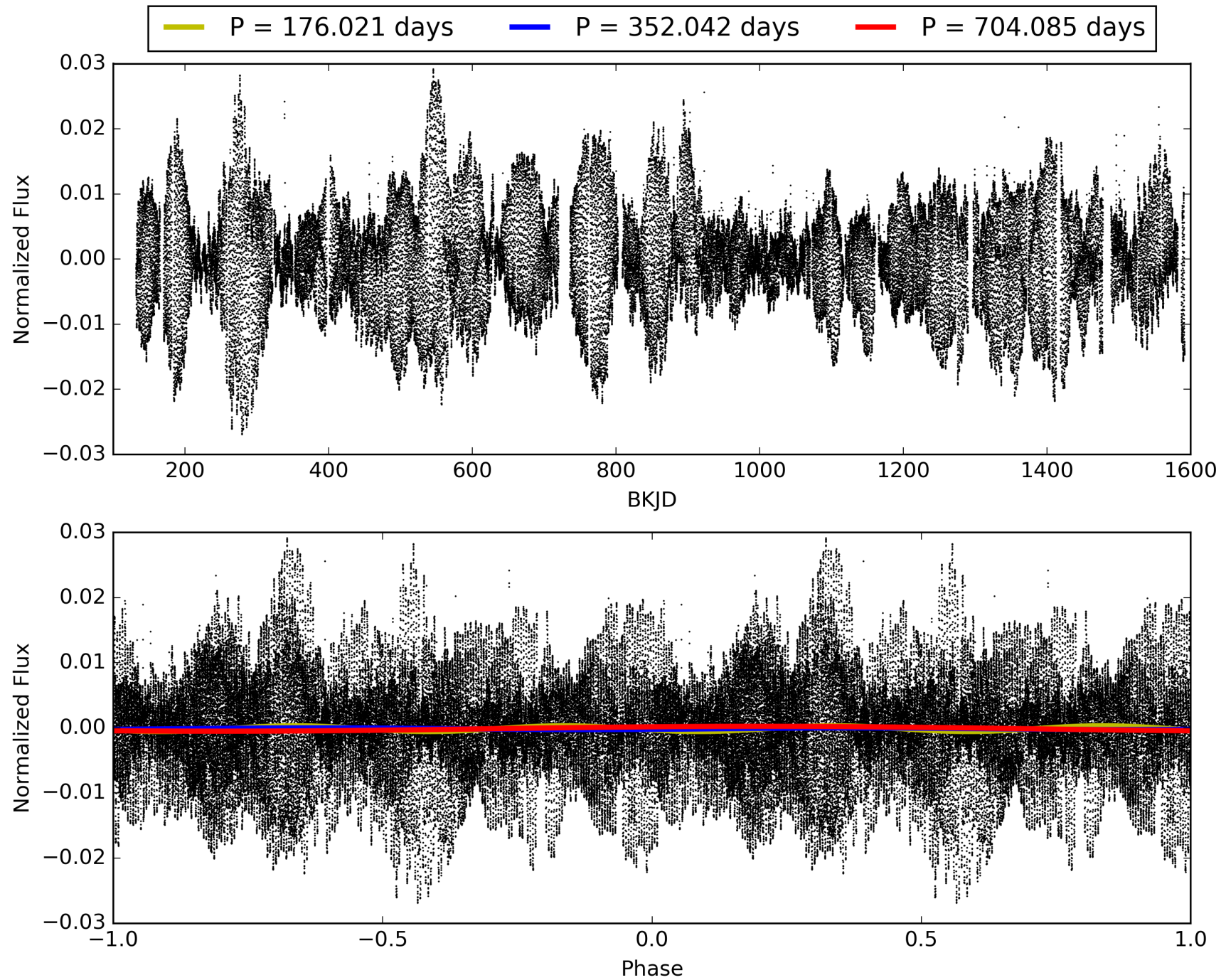
Software Revision: svn+ssh://murzim/repo/soc/tags/release/9.3.42@60958 -- Date Generated: 31-Jan-2016 10:58:25 Z

This Data Validation Report Summary was produced in the Kepler Science Operations Center Pipeline at NASA Ames Research Center

# TCE 007987514-01, PDC Light Curves

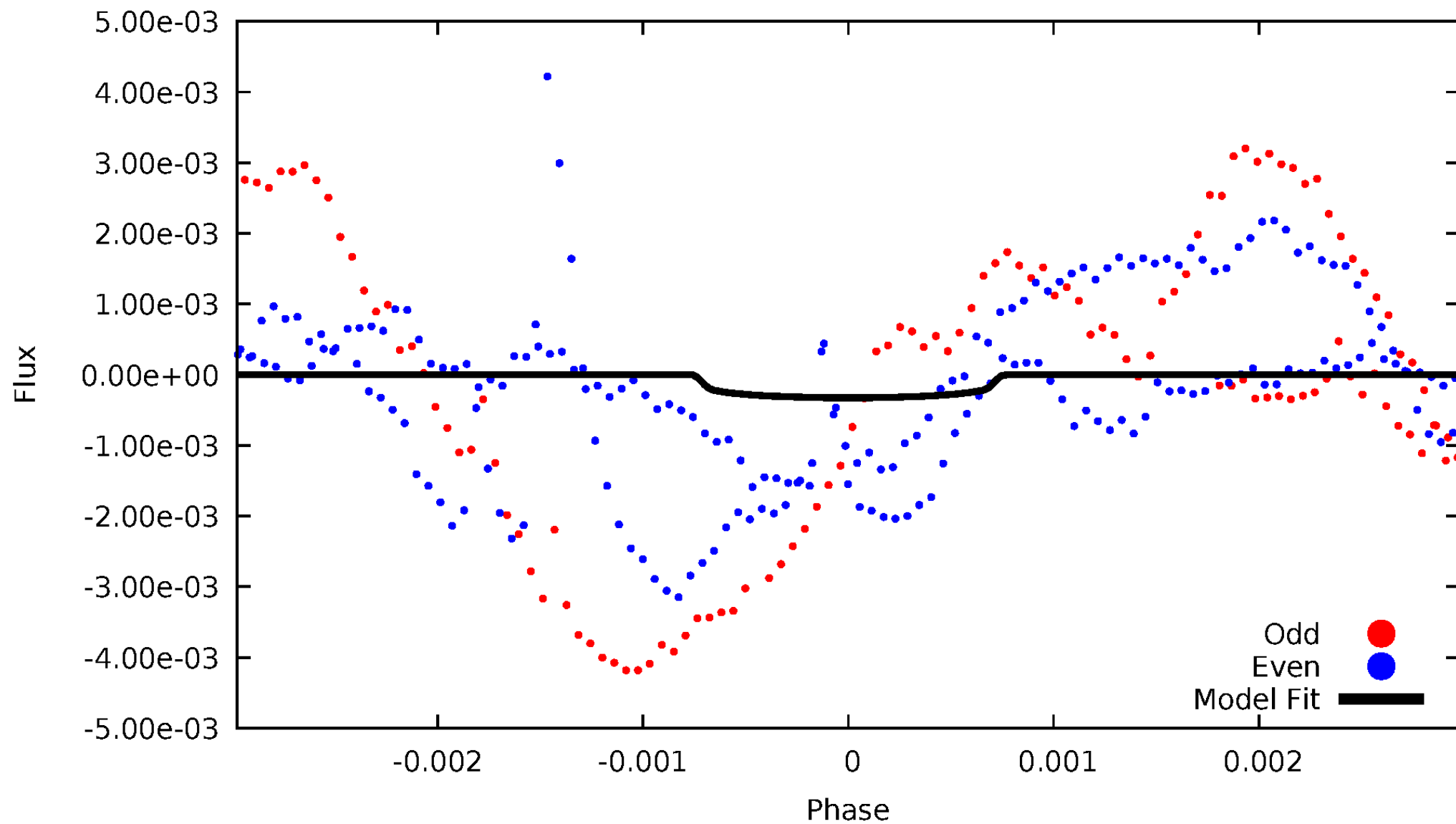


TCE 007987514-01



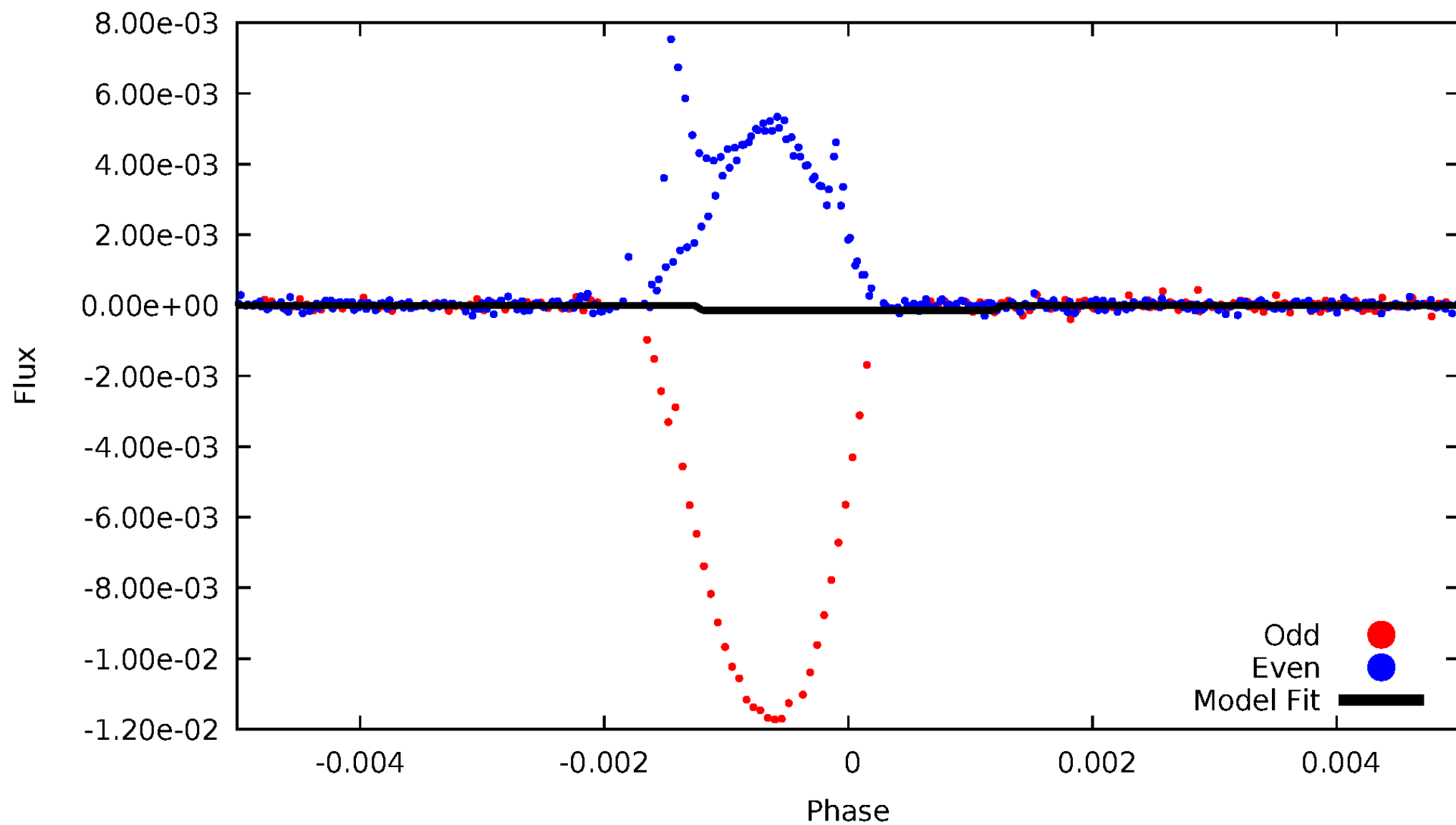
# DV Odd/Even

TCE 007987514-01



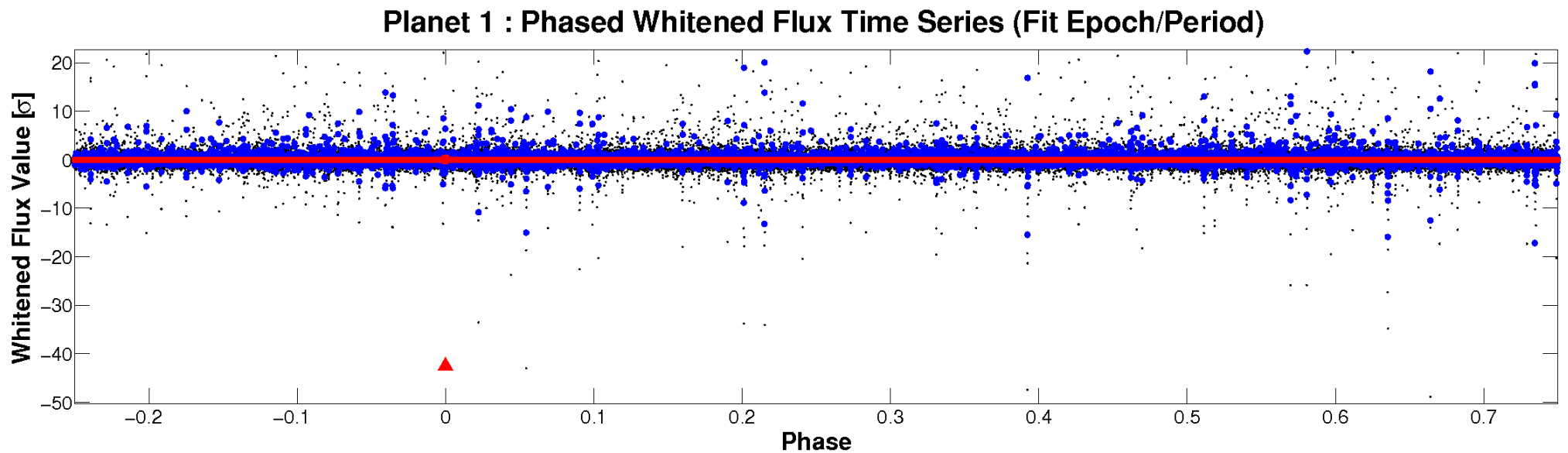
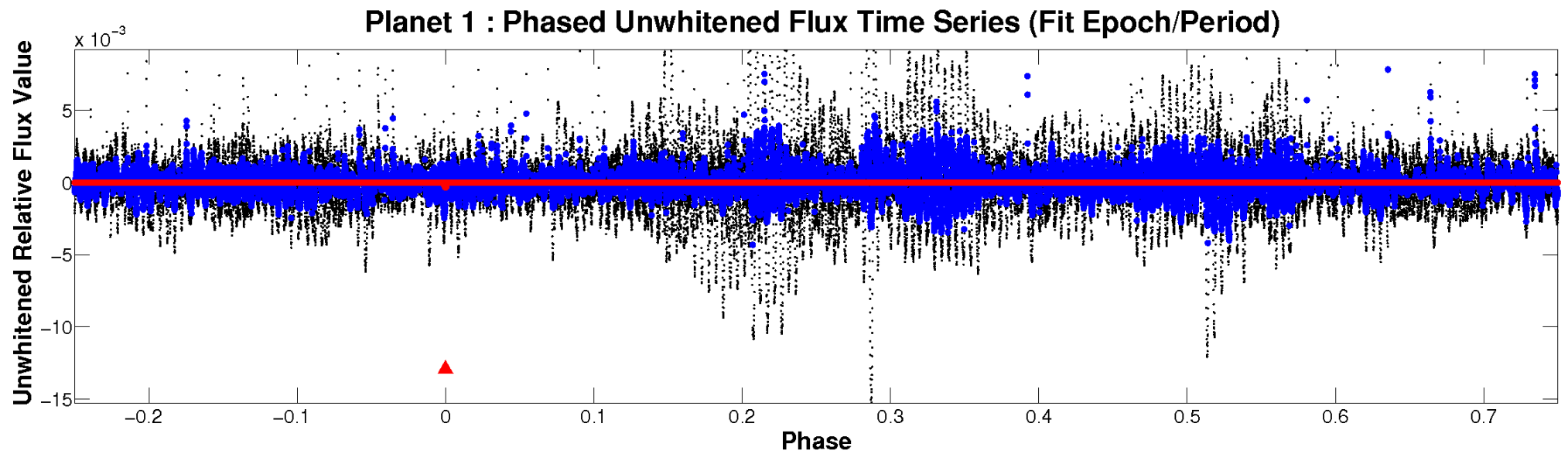
# ALT Odd/Even

TCE 007987514-01



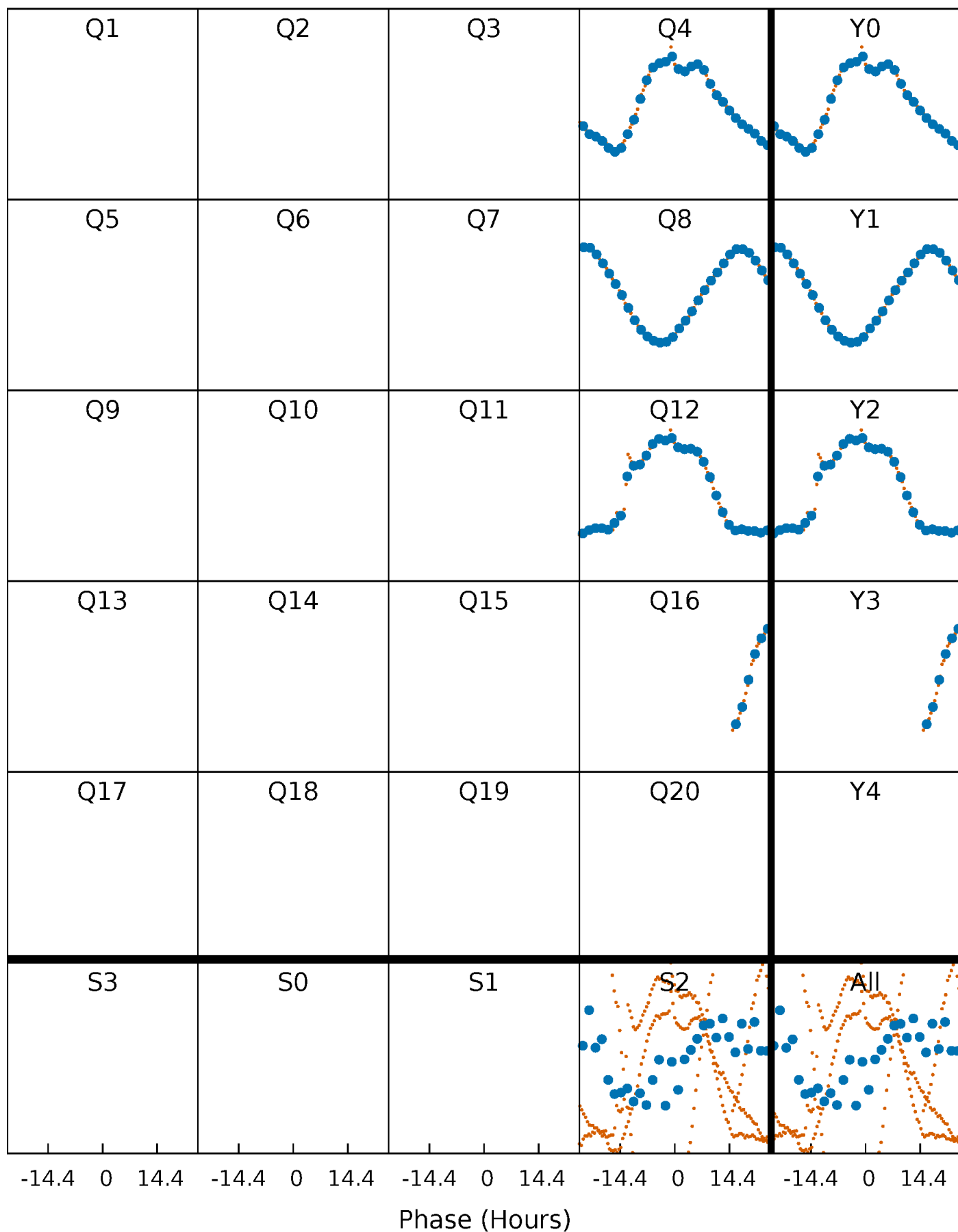


# Non-Whitened Vs. Whitened Light Curve



# PDC Quarter-Phased Transit Curves

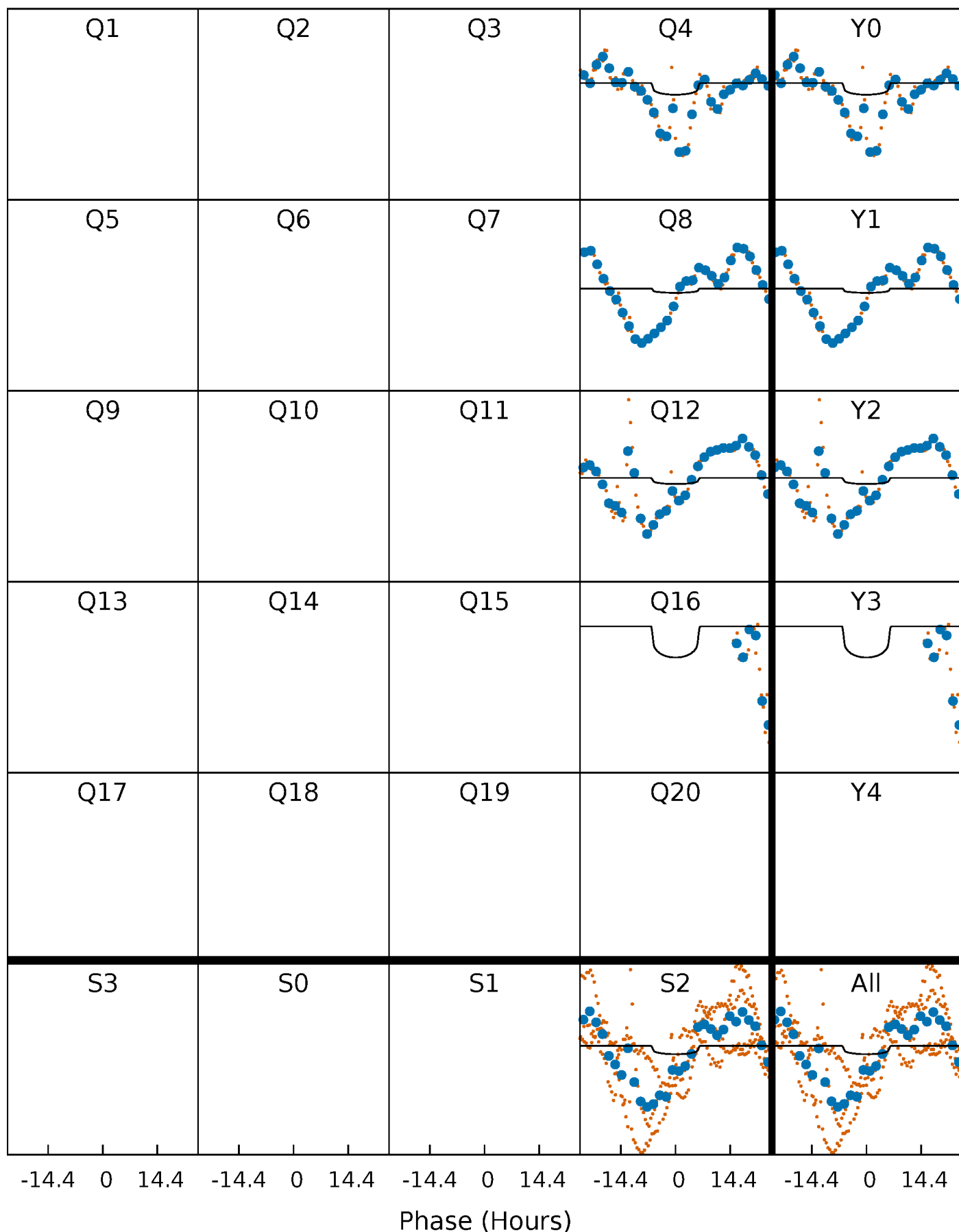
TCE 007987514-01 P=352.042379 Days  $T_0=431.924896$  (BKJD)





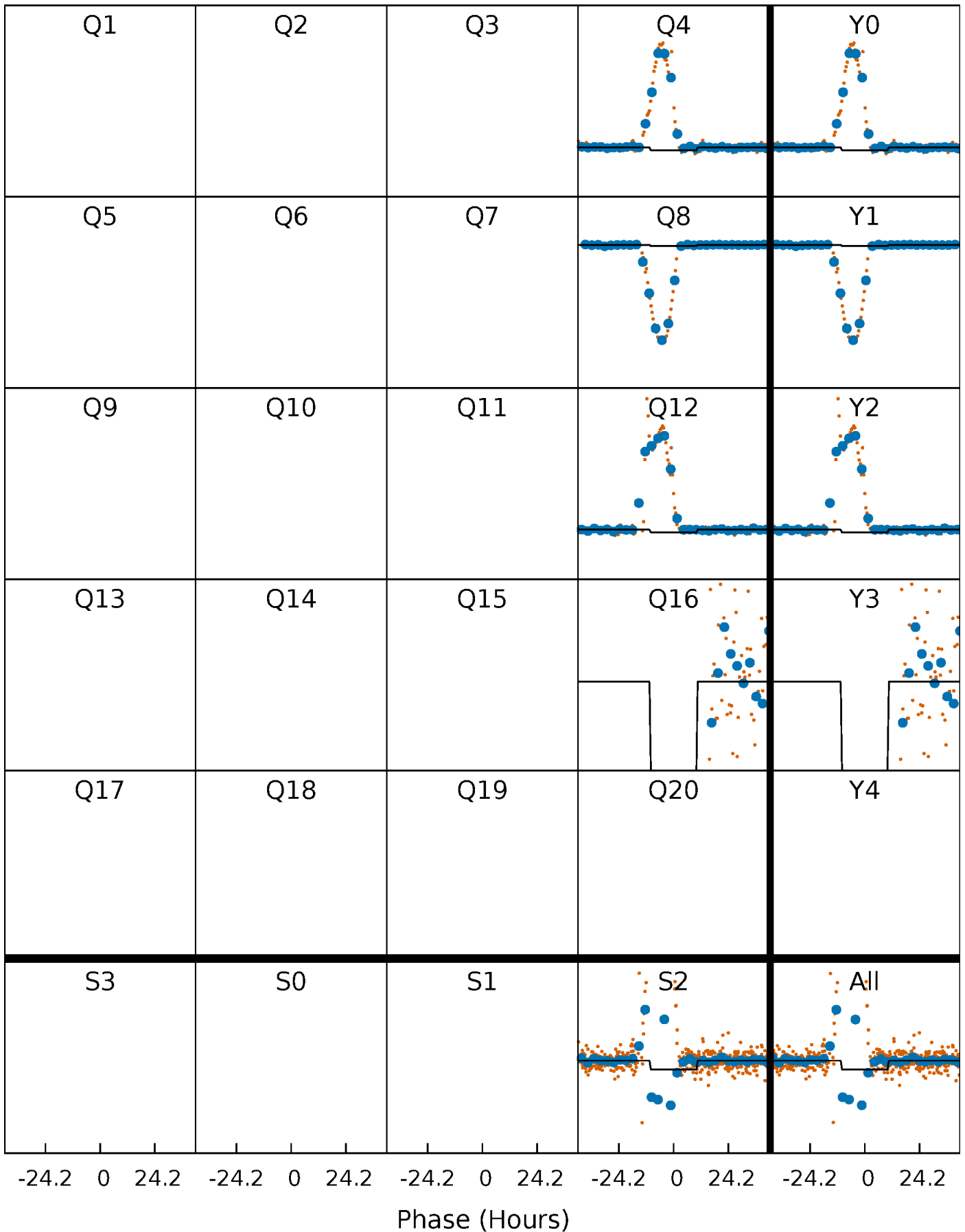
# DV Quarter-Phased Transit Curves

TCE 007987514-01 P=352.042379 Days  $T_0=431.924896$  (BKJD)



# Alt. Detrend Quarter-Phased Transit Curves

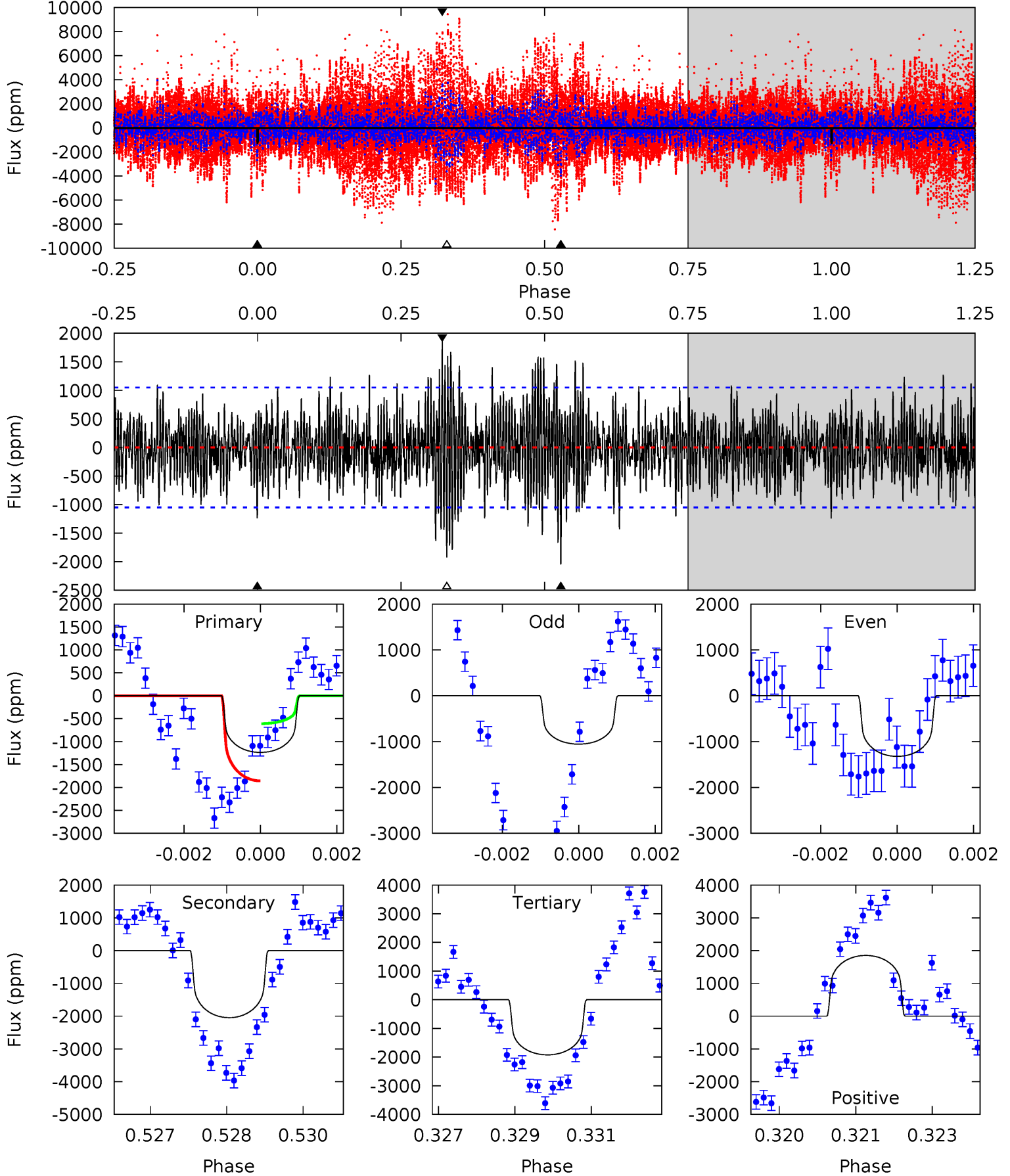
TCE 007987514-01 P=352.042994 Days  $T_0=431.919022$  (BKJD)



# DV Model-Shift Uniqueness Test

007987514-01,  $P = 352.042379$  Days,  $E = 79.882517$  Days

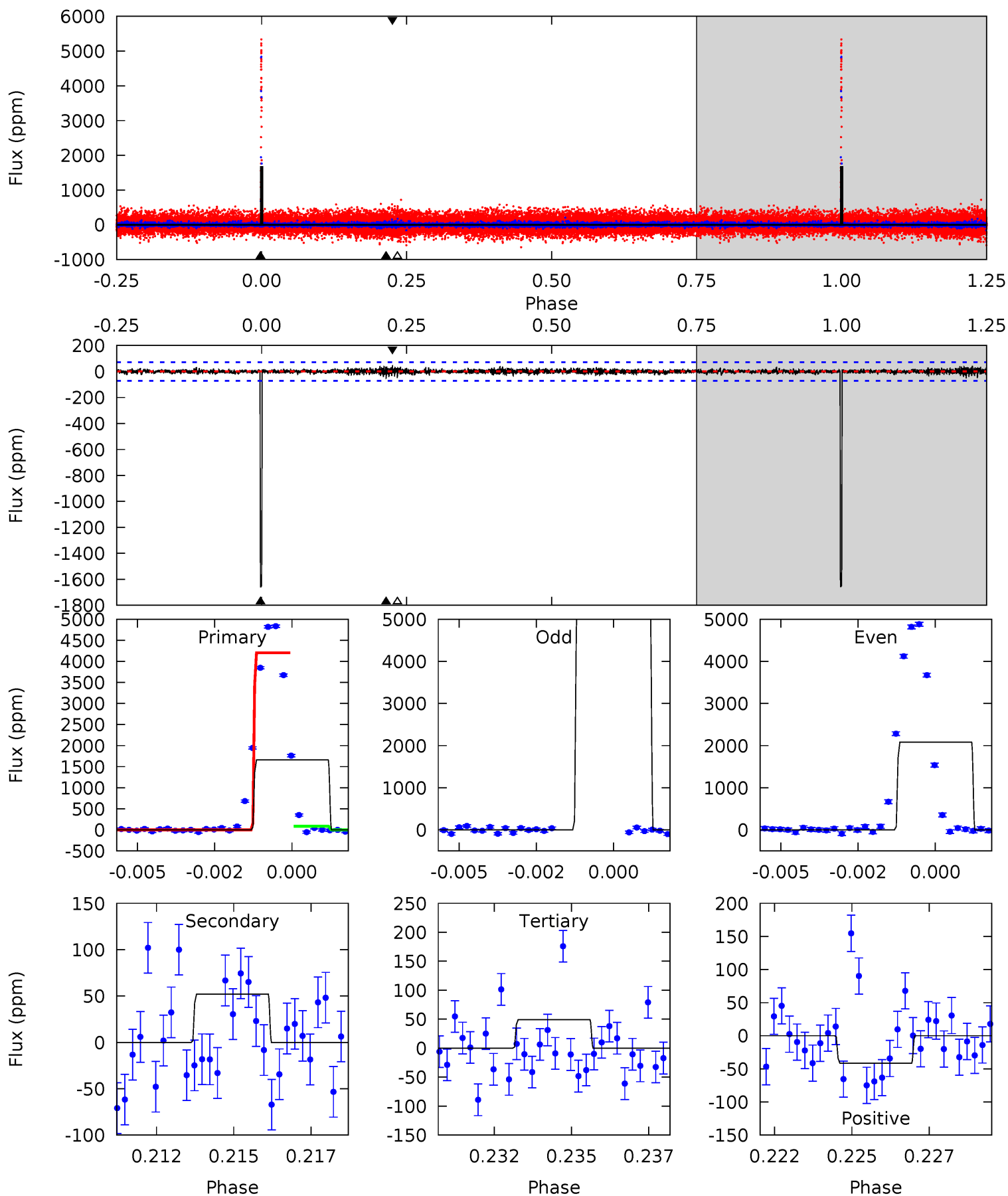
Pri	Sec	Ter	Pos	FA <sub>1</sub>	FA <sub>2</sub>	F <sub>Red</sub>	Pri-Ter	Pri-Pos	Sec-Ter	Sec-Pos	Odd-Evn	DMM	Shape	TAT
6.33	10.5	9.84	9.49	5.38	3.17	2.54	-3.51	-3.16	0.63	0.99	0.61	1.01	0.48	3.22



# Alt Model-Shift Uniqueness Test

007987514-01, P = 352.042994 Days, E = 79.876028 Days

Pri	Sec	Ter	Pos	FA <sub>1</sub>	FA <sub>2</sub>	F <sub>Red</sub>	Pri-Ter	Pri-Pos	Sec-Ter	Sec-Pos	Odd-Evn	DMM	Shape	TAT
122.8	3.84	3.65	3.07	5.29	3.02	0.78	119.1	119.7	0.19	0.77	143.1	-0.20	0.02	0



### Stellar Parameters For KIC 007987514

	$T_{\text{eff}}(K)$	$\log(g)$	[Fe/H]	$R (R_{\odot})$	$M(M_{\odot})$	$\rho_{\star} (\text{g}\cdot\text{cm}^{-3})$
	$5470^{+168}_{-151}$	$3.733^{+0.712}_{-0.178}$	$-0.040^{+0.300}_{-0.250}$	$2.599^{+0.724}_{-1.688}$	$1.333^{+0.188}_{-0.438}$	$0.107^{+1.400}_{-0.051}$
	+3%/-3%	+19%/-5%	+750%/-625%	+28%/-65%	+14%/-33%	+1310%/-48%
Source	PHO1	KIC0	KIC0	DSEP		

KIC = Kepler Input Catalog; PHO = Photometry; SPE = Spectroscopy; AST = Asteroseismology  
 TRA = Transits; DESP = Dartmouth Models; MULT = Multiple Models

### Secondary Eclipse Parameters for KIC 007987514-01 / KOI

Detrend	Depth (ppm)	$R_p (R_{\oplus})$	$T_{max} (K)$	$T_{obs} (K)$	$A_{obs}$
DV	$-2046 \pm 195$	$4.55^{+3.22}_{-2.73}$	$513^{+47}_{-85}$	$9102^{+8382}_{-2324}$	$60488^{+308825}_{-38738}$
Alt.	$-52 \pm 14$	$3.36^{+3.73}_{-2.09}$	$516^{+51}_{-89}$	$4147^{+2233}_{-740}$	$2658^{+18683}_{-2022}$

$T_{max}$  = Theoretical Maximum Planetary Temperature  
 $T_{obs}$  = Observed Planetary Temperature (Assuming  $A=0.3$ )  
 $A_{obs}$  = Observed Albedo (Assuming  $T=0$ )

If a secondary eclipse is present, the system is likely an EB if  $T_{obs} \gg T_{max}$  AND  $A_{obs} \gg 1.0$

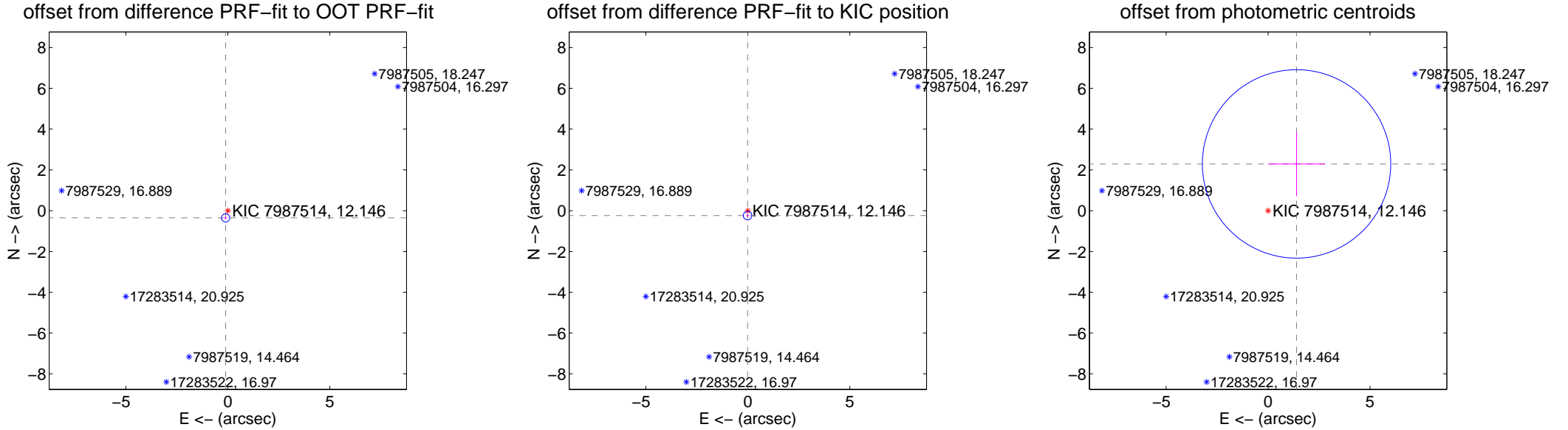
## DV Centroid Data

Supplemental centroid analysis for 007987514-01. Kepler magnitude: 12.15. Transit SNR 1.70

There are 1 quarters with good PRF difference image offsets

The direct PRF centroid is offset from the target star catalog position by about 0.10 arcsec

	Distance in arcsec	Distance / $\sigma$	$\Delta$ RA	$\Delta$ Dec
PRF-fit source offset from OOT	$0.368 \pm 0.067$	5.50	$0.108 \pm 0.067$	$-0.352 \pm 0.067$
PRF-fit source offset from KIC position	$0.240 \pm 0.070$	3.43	$0.012 \pm 0.067$	$-0.240 \pm 0.070$
photometric centroid source offset	$2.69 \pm 1.54$	1.74	$-1.40 \pm 1.41$	$2.29 \pm 1.59$



Centroid source offsets from the target star reconstructed from PRF and photometric centroids. Sky blue crosses: good quarterly centroid offsets; Vermillion crosses: bad quarterly centroid offsets; magenta cross: average over quarters. Length of the crosses: one- $\sigma$  uncertainty. Blue circle: three- $\sigma$ . Red \*: target star. Blue \*: Other stars. Text next to a star gives its KIC ID and kepmag. KIC IDs > 15,000,000 are from the UKIRT catalog.

white  $\times$ : KIC target position;  $+$ : OOT centroid;  $\triangle$ : difference centroid. red  $\times$ : large negative pixel value.

Q1 no difference image



Q1 no OOT image



Q2 no difference image



Q2 no OOT image



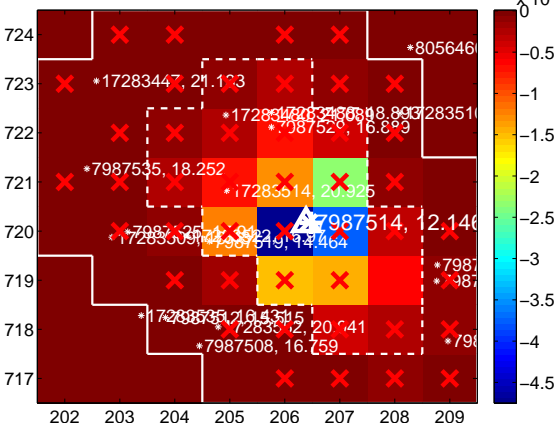
Q3 no difference image



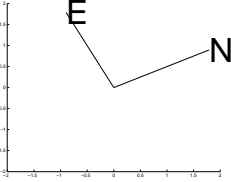
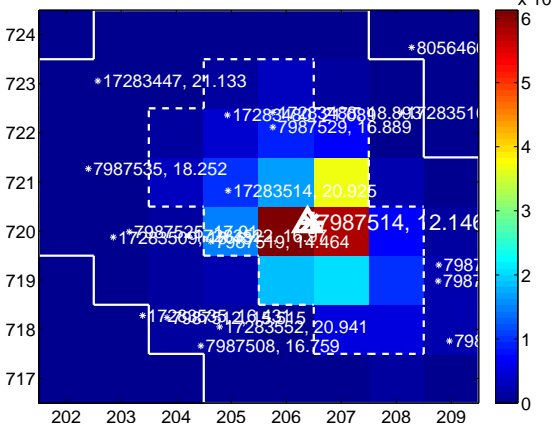
Q3 no OOT image



Q4 difference image. Poor Quality

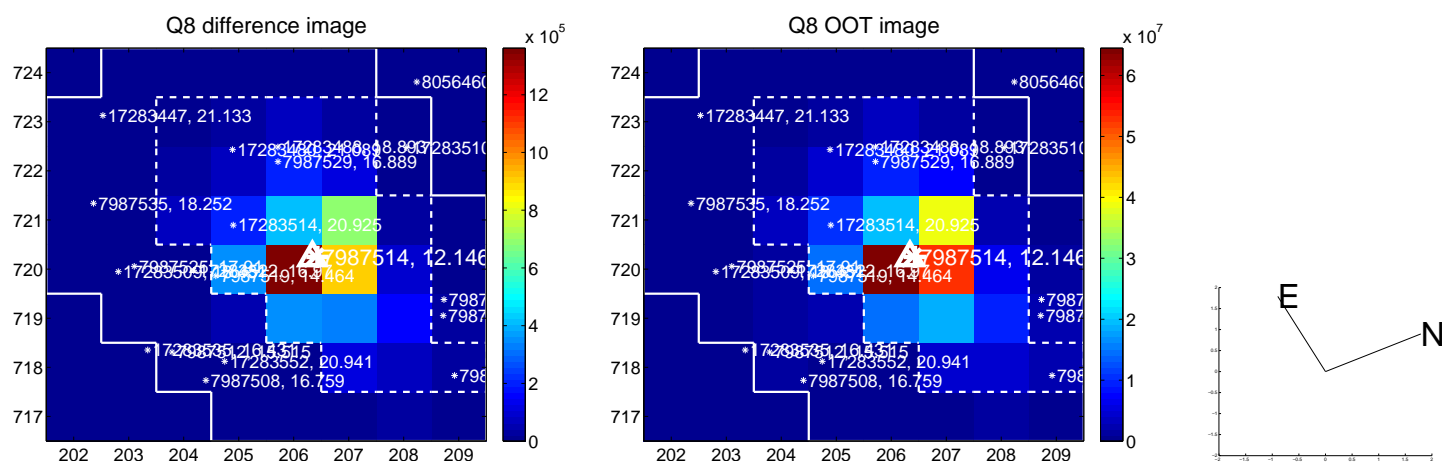
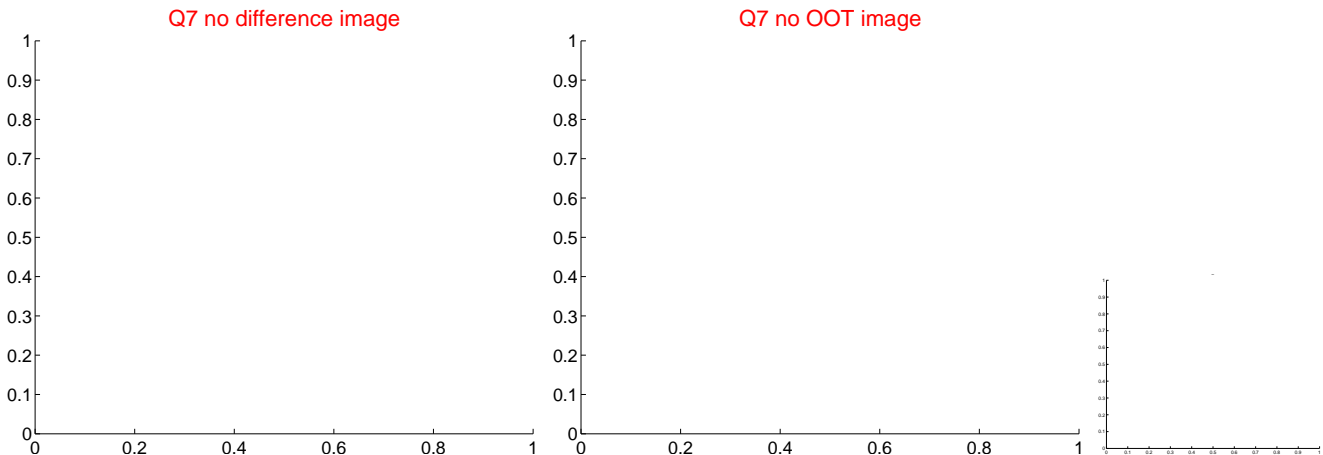
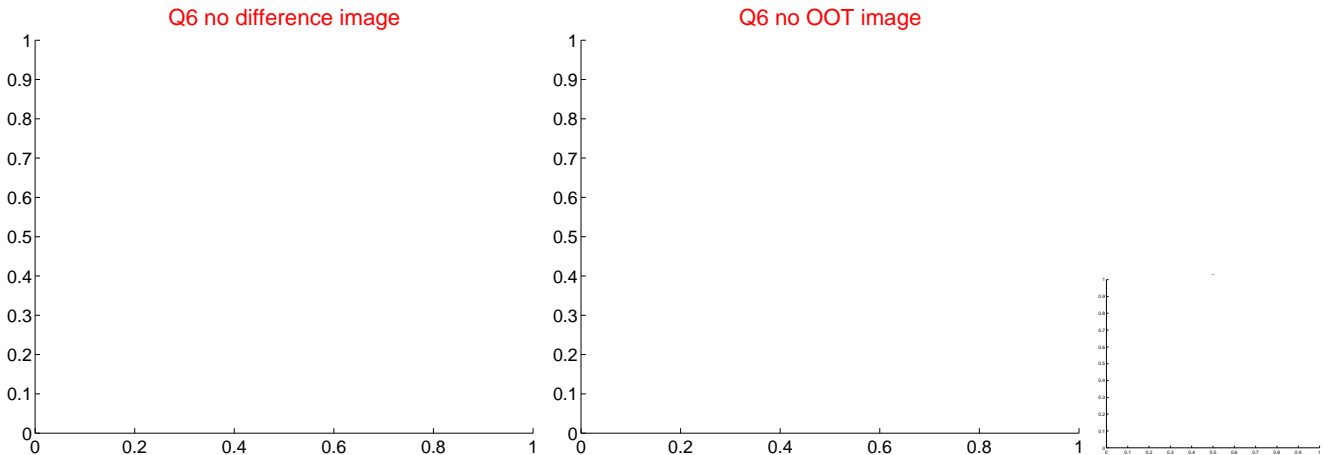
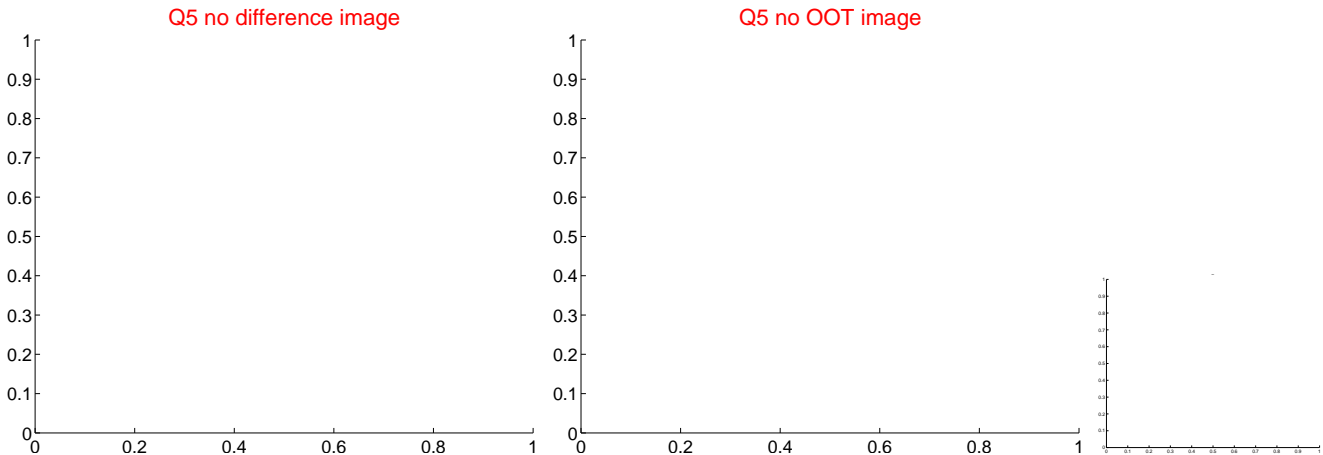


Q4 OOT image

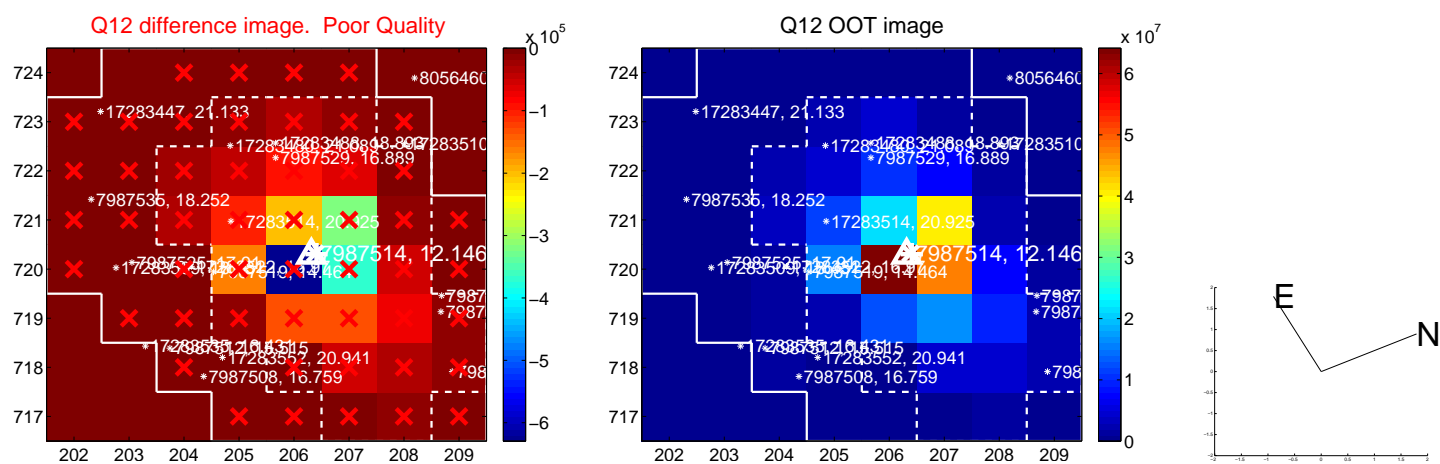
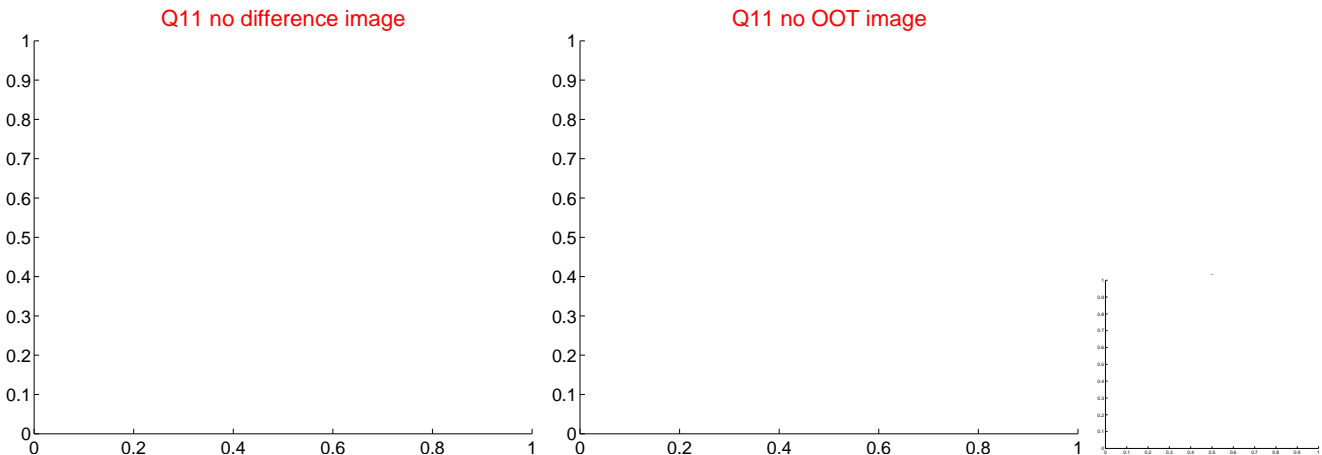
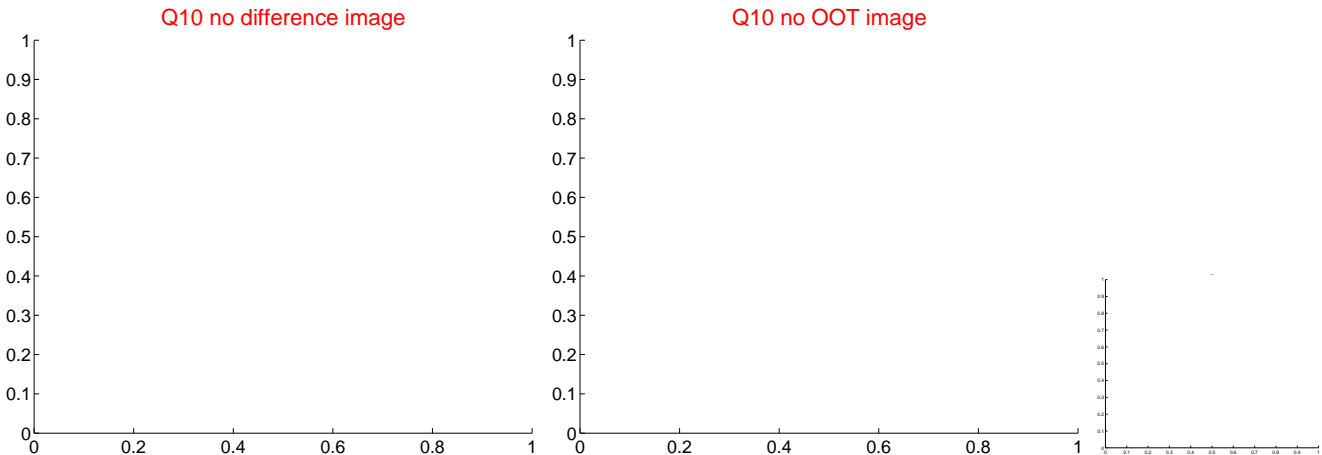
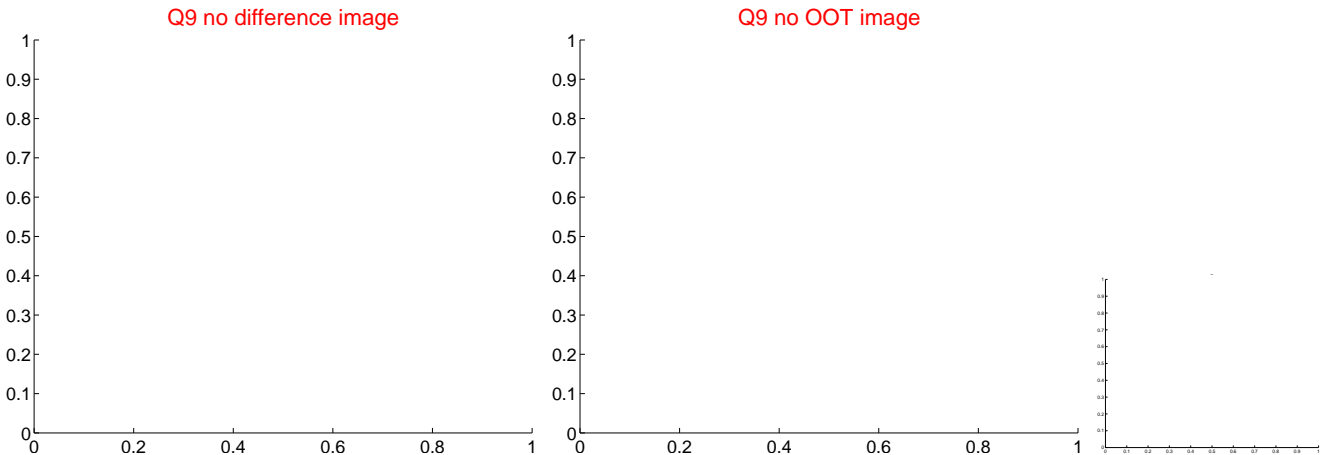




white  $\times$ : KIC target position;  $+$ : OOT centroid;  $\triangle$ : difference centroid. red  $\times$ : large negative pixel value



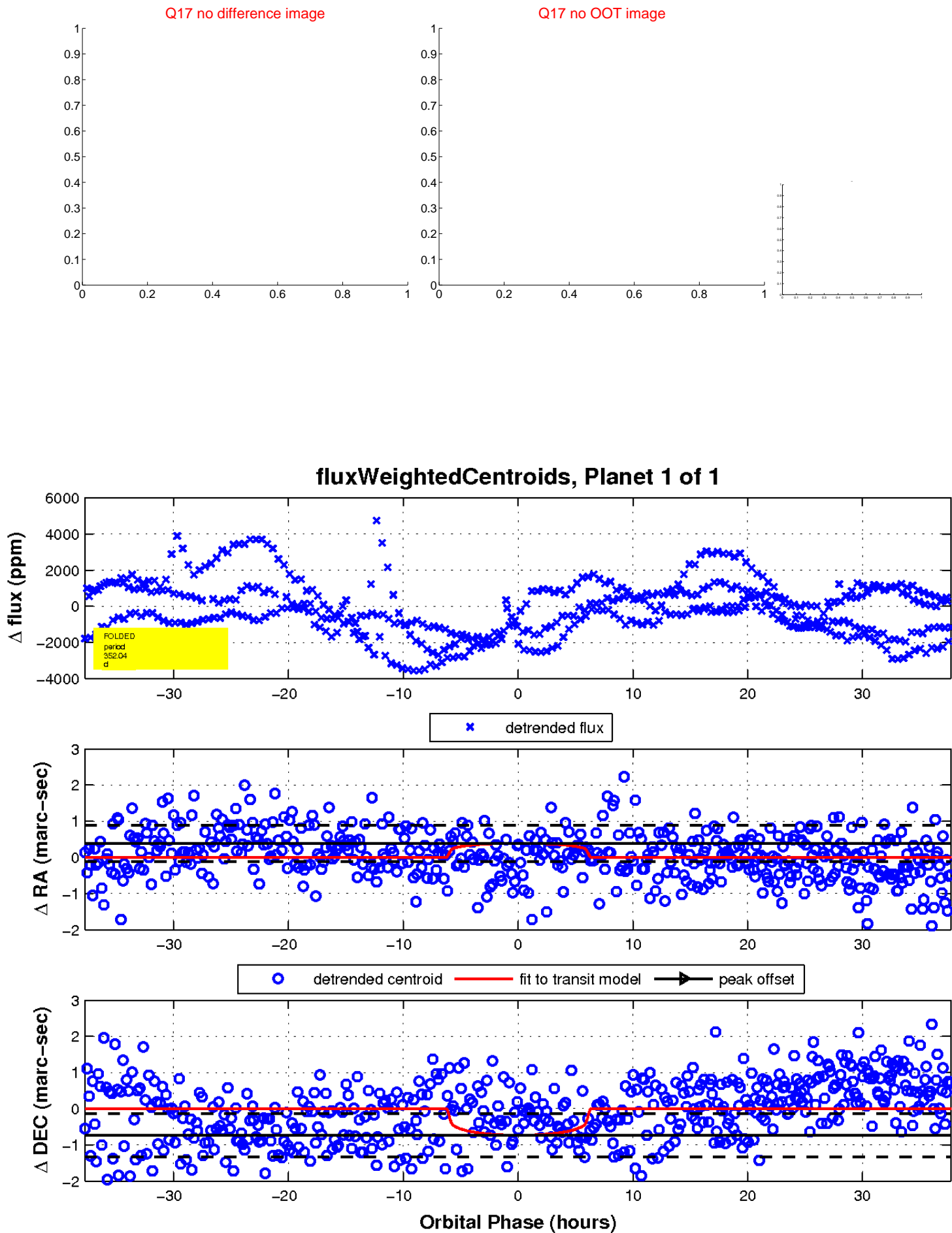
white  $\times$ : KIC target position;  $+$ : OOT centroid;  $\triangle$ : difference centroid. red  $\times$ : large negative pixel value



white  $\times$ : KIC target position;  $+$ : OOT centroid;  $\triangle$ : difference centroid. red  $\times$ : large negative pixel value.



white  $\times$ : KIC target position;  $+$ : OOT centroid;  $\triangle$ : difference centroid. red  $\times$ : large negative pixel value.



UKIRT Image

Declination

