

KIC 007533425

Q1-17 DR25 TCE Parameters

TCE	Run Type	KOI?	Period (Days)	Epoch (BKJD)	Depth (ppm)	Duration (Hours)	MES	SNR	R_{\star} (R_{\odot})	T_{\star} (K)	R_p (R_{\oplus})	S_p (S_{\oplus})
007533425-01	OBS	No	0.524711	131.577371	5.2	3.953	8.8	6.1	2.13	7987	0.50	67089.13
007533425-02	OBS	No	2.846322	134.342177	80.7	1.025	17.6	13.4	2.13	7987	1.96	7038.84
007533425-03	OBS	No	4.139079	133.913267	38.9	1.844	12.3	7.3	2.13	7987	1.38	4272.43
007533425-04	OBS	No	2.926024	131.913420	74.5	1.034	15.9	12.6	2.13	7987	1.92	6784.36
007533425-05	OBS	No	35.153150	135.582870	518.0	1.500	13.6	-1.0	2.13	7987	4.92	246.56
007533425-06	OBS	No	24.692091	148.051623	393.5	1.500	13.5	-1.0	2.13	7987	4.29	394.88

Robovetter Results

TCE	Run Type	Disp	Score	N	S	C	E	Comments
007533425-01	OBS	FP	0.00	1	0	0	0	LPP_DV—LPP_ALT—CENT_FEW_MEAS
007533425-02	OBS	FP	0.00	1	0	0	0	INDIV_TRANS_RUBBLE—TRANS_GAPPED—LPP_DV—MOD_NONUNIQ_DV—CENT_FEW_MEAS
007533425-03	OBS	FP	0.00	1	0	0	0	INDIV_TRANS_RUBBLE—TRANS_GAPPED—LPP_DV—MOD_NONUNIQ_DV—MOD_TER_DV
007533425-04	OBS	FP	0.00	1	0	0	0	INDIV_TRANS_RUBBLE—TRANS_GAPPED—LPP_DV—MOD_NONUNIQ_DV
007533425-05	OBS	FP	0.00	1	0	0	0	INDIV_TRANS_RUBBLE—TRANS_GAPPED—LPP_DV—NO_FITS—CENT_NOFITS
007533425-06	OBS	FP	0.00	1	0	0	0	INDIV_TRANS_RUBBLE—TRANS_GAPPED—LPP_DV—NO_FITS—CENT_NOFITS

Notes: OBS = Observed. INJ = Injected. INV = Inverted. SCR = Scrambled.

N = Not Transit-Like. S = Stellar Eclipse. C = Centroid Offset. E = Ephemeris Match.

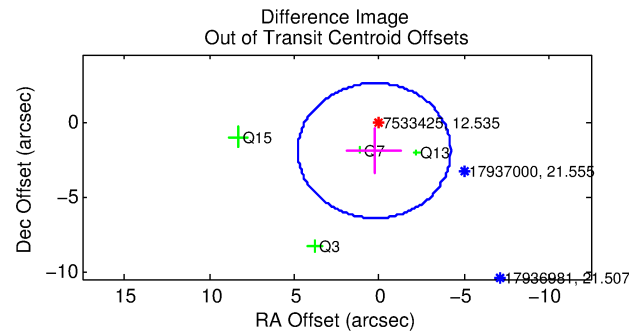
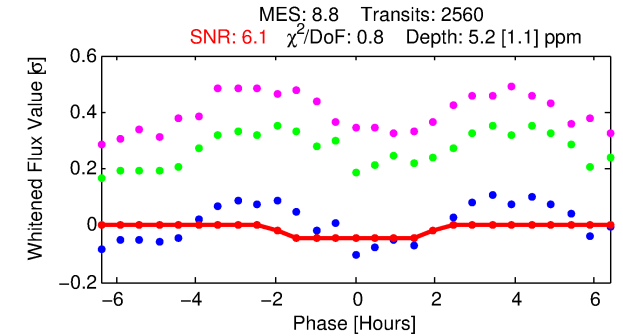
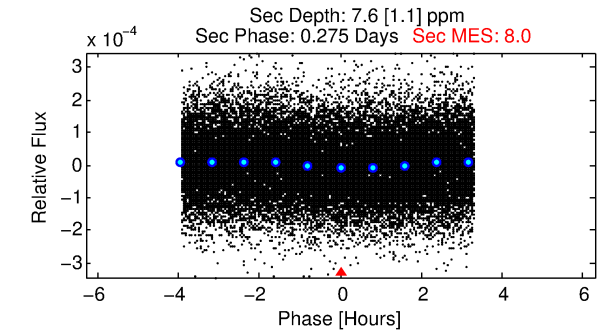
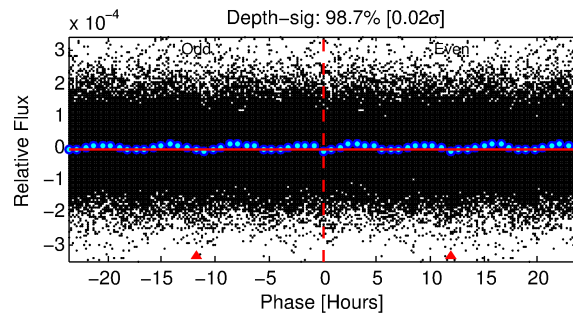
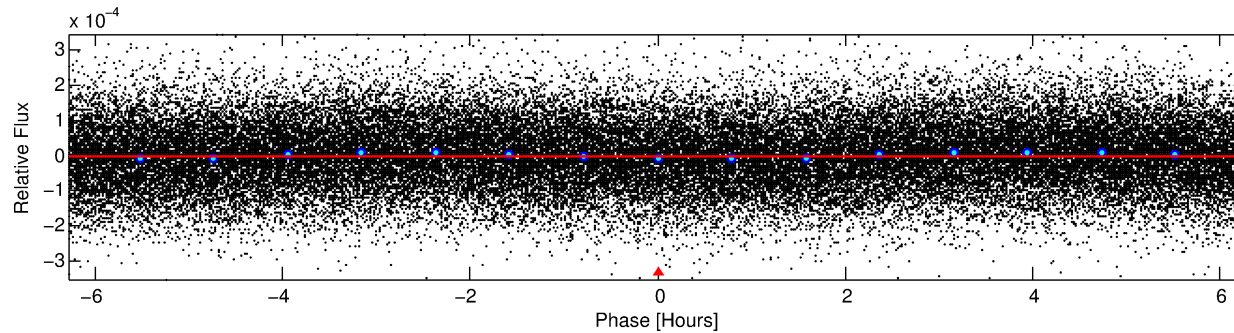
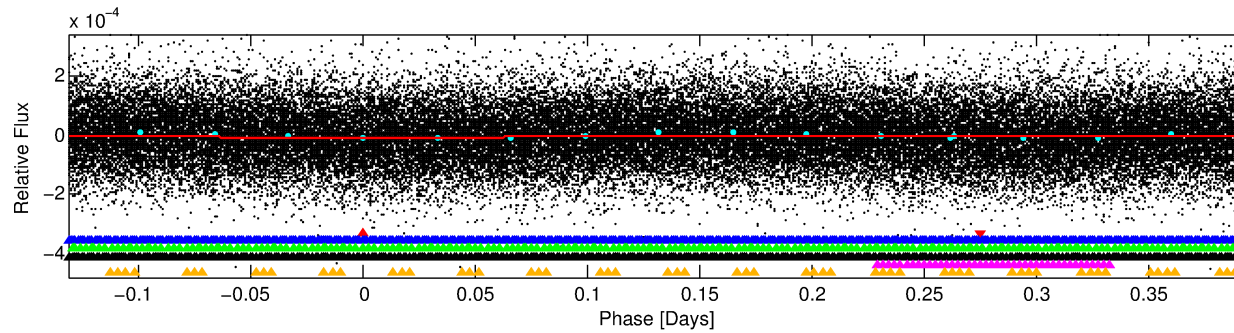
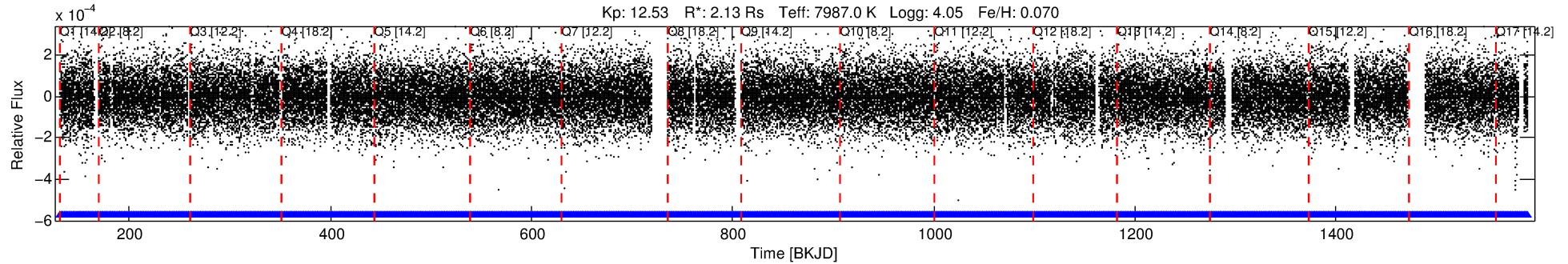
See http://exoplanetarchive.ipac.caltech.edu/docs/API_kepcandidate_columns.html#proj_disp_col for comment definitions.

Ephemeris Match Information For 007533425-01

No Significant Match Found

DV One-Page Summary

KIC: 7533425 Candidate: 1 of 6 Period: 0.525 d



DV Fit Results:

Period = 0.52471 [0.00002] d
Epoch = 131.5774 [0.0066] BKJD
Rp/R* = 0.0022 [0.0018]
a/R* = 1.16 [1.48]
b = 0.48 [8.16]
Seff = 67089.13 [22844.84]
Teq = 4104 [349] K
Rp = 0.50 [0.44] Re
a = 0.0157 [0.0032] AU
Ag = 4.08 [6.94] [0.44σ]
Teffp = 9017 [3795] K [1.29σ]

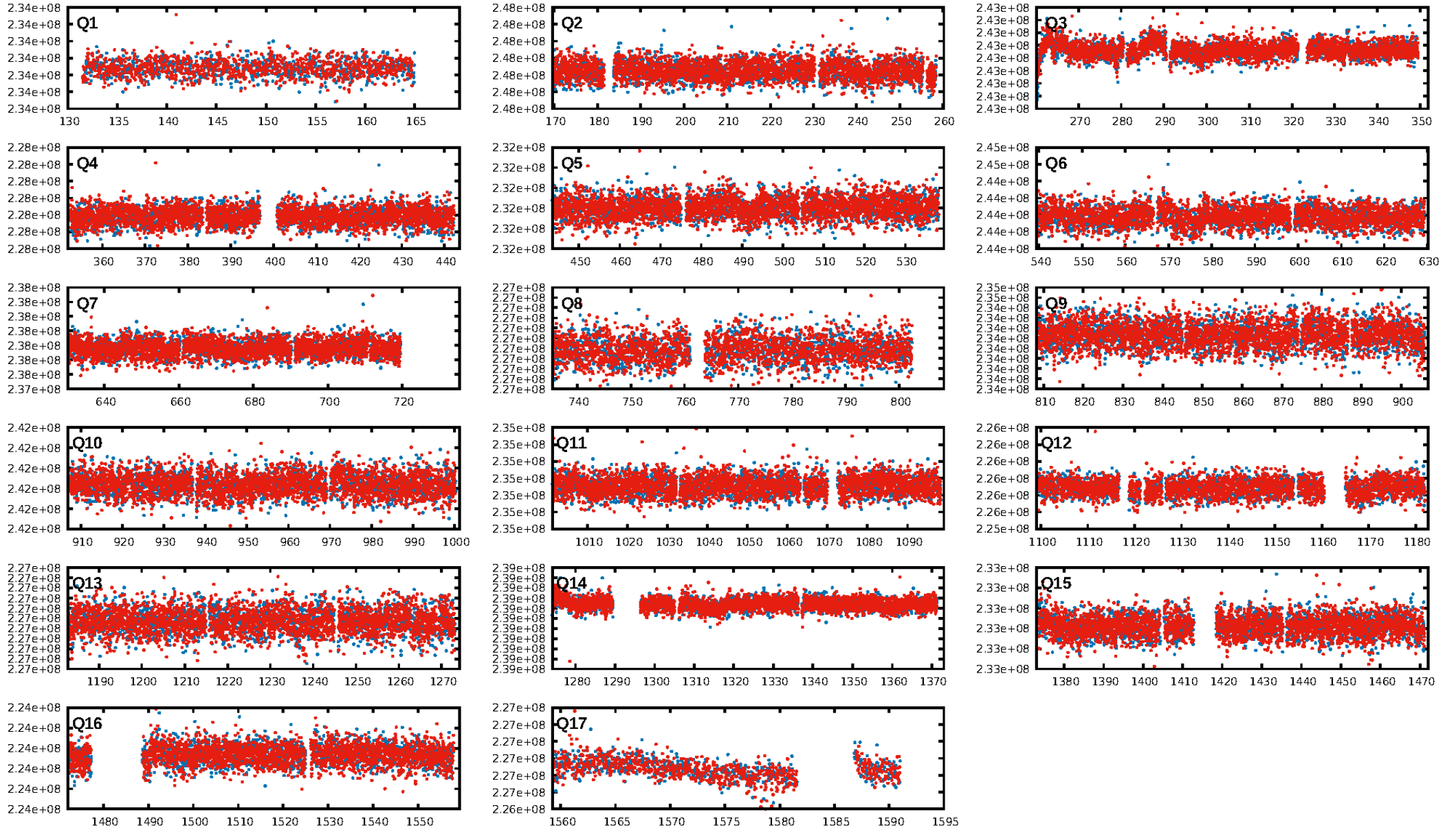
DV Diagnostic Results:

ShortPeriod-sig: N/A
LongPeriod-sig: 100.0% [13.64σ]
ModelChiSquare2-sig: N/A
ModelChiSquareGof-sig: N/A
Bootstrap-pfa: 1.28e-04
RollingBand-fgt: 1.00 [2445/2445]
GhostDiagnostic-chr: 1.18
Centroid-sig: 29.5%
Centroid-so: 1.730 arcsec [1.07σ]
OotOffset-rm: 1.952 arcsec [1.30σ]
OotOffset-st: 0/3/0/1 [4]
KicOffset-rm: 1.999 arcsec [1.27σ]
KicOffset-st: 0/3/0/1 [4]
DiffImageQuality-fgm: 0.50 [2/4]
DiffImageOverlap-fno: 1.00 [17/17]

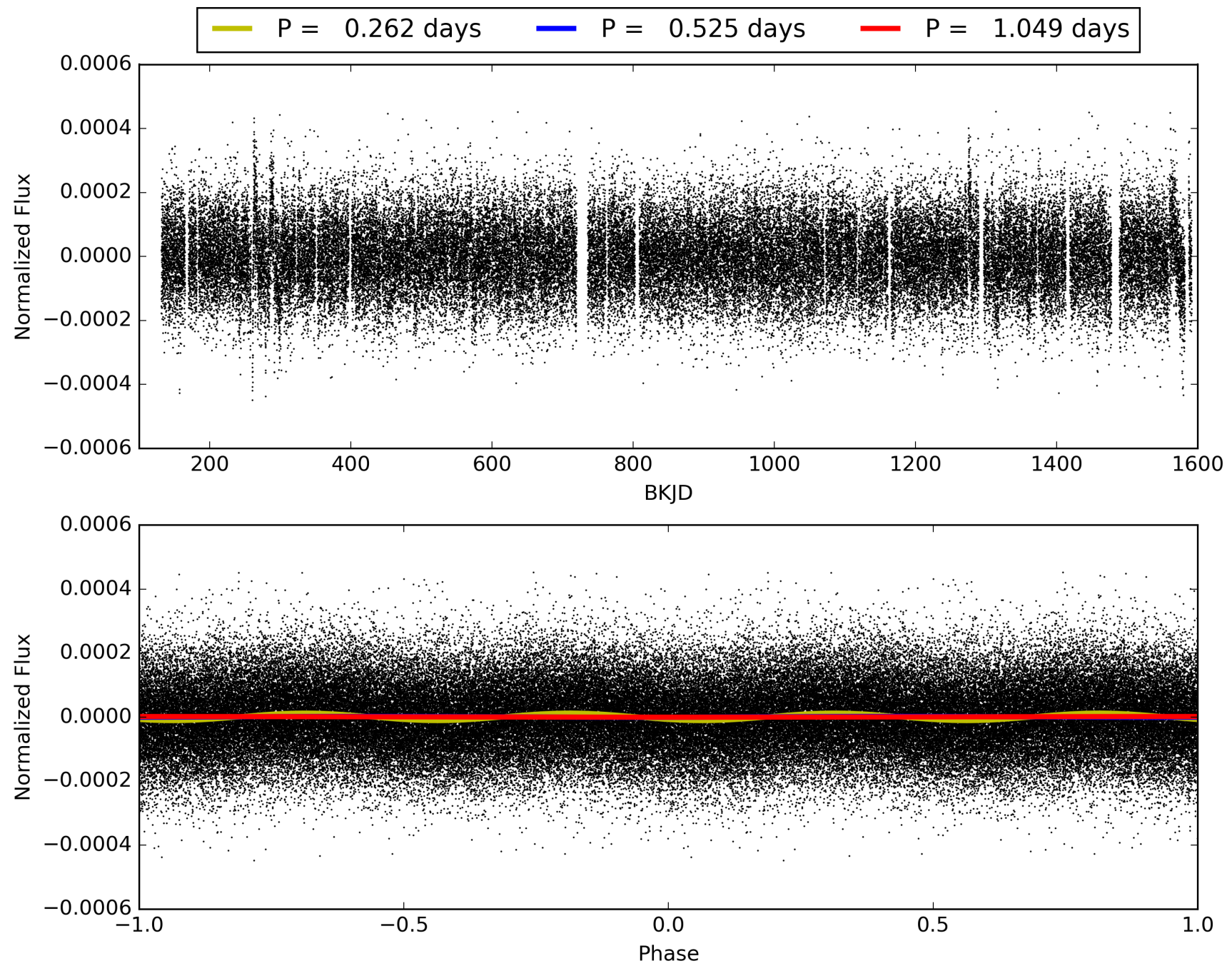
Software Revision: svn+ssh://murzim/repo/soc/tags/release/9.3.42@60958 -- Date Generated: 01-Feb-2016 02:19:58 Z

This Data Validation Report Summary was produced in the Kepler Science Operations Center Pipeline at NASA Ames Research Center

TCE 007533425-01, PDC Light Curves

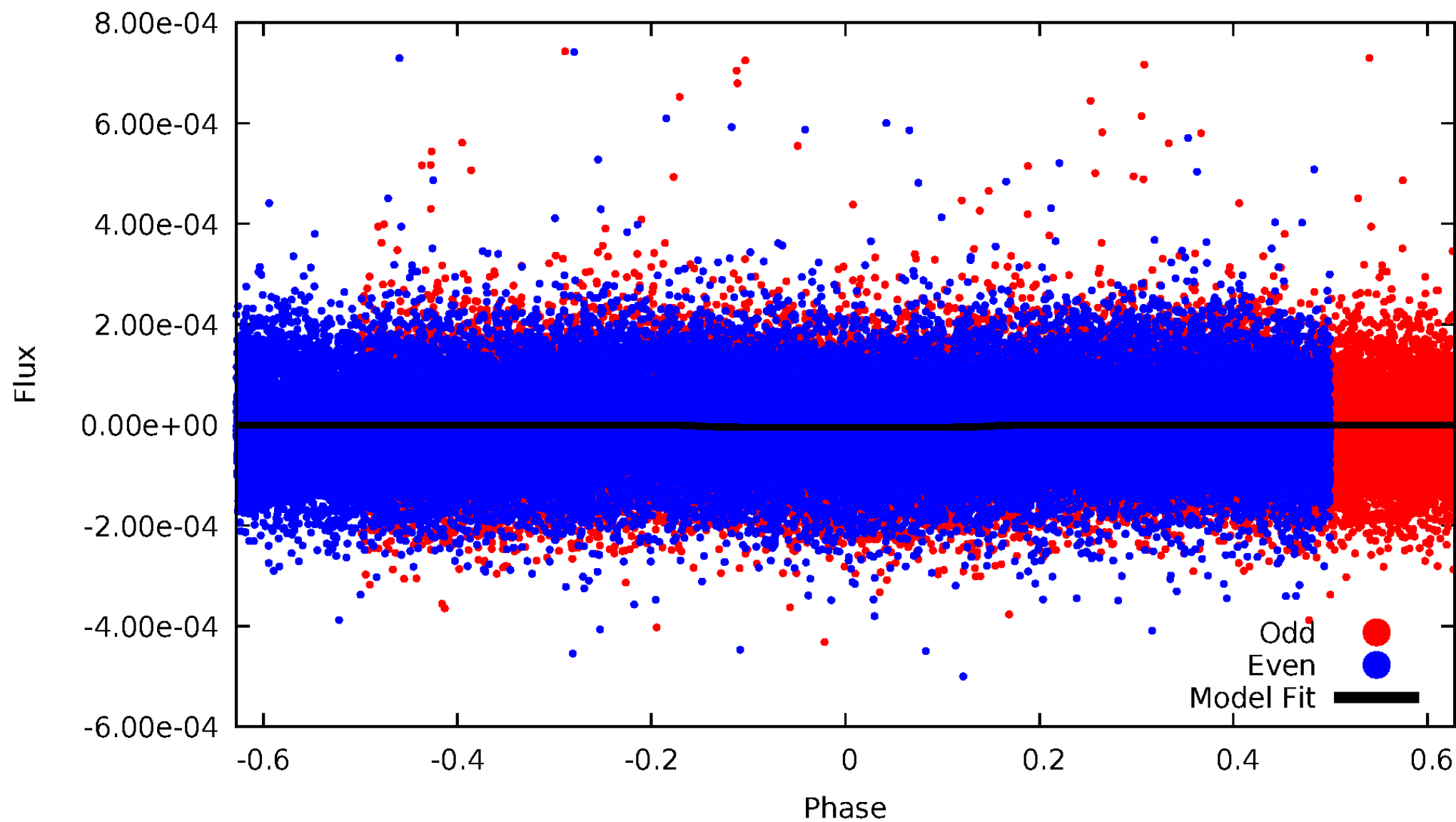


TCE 007533425-01



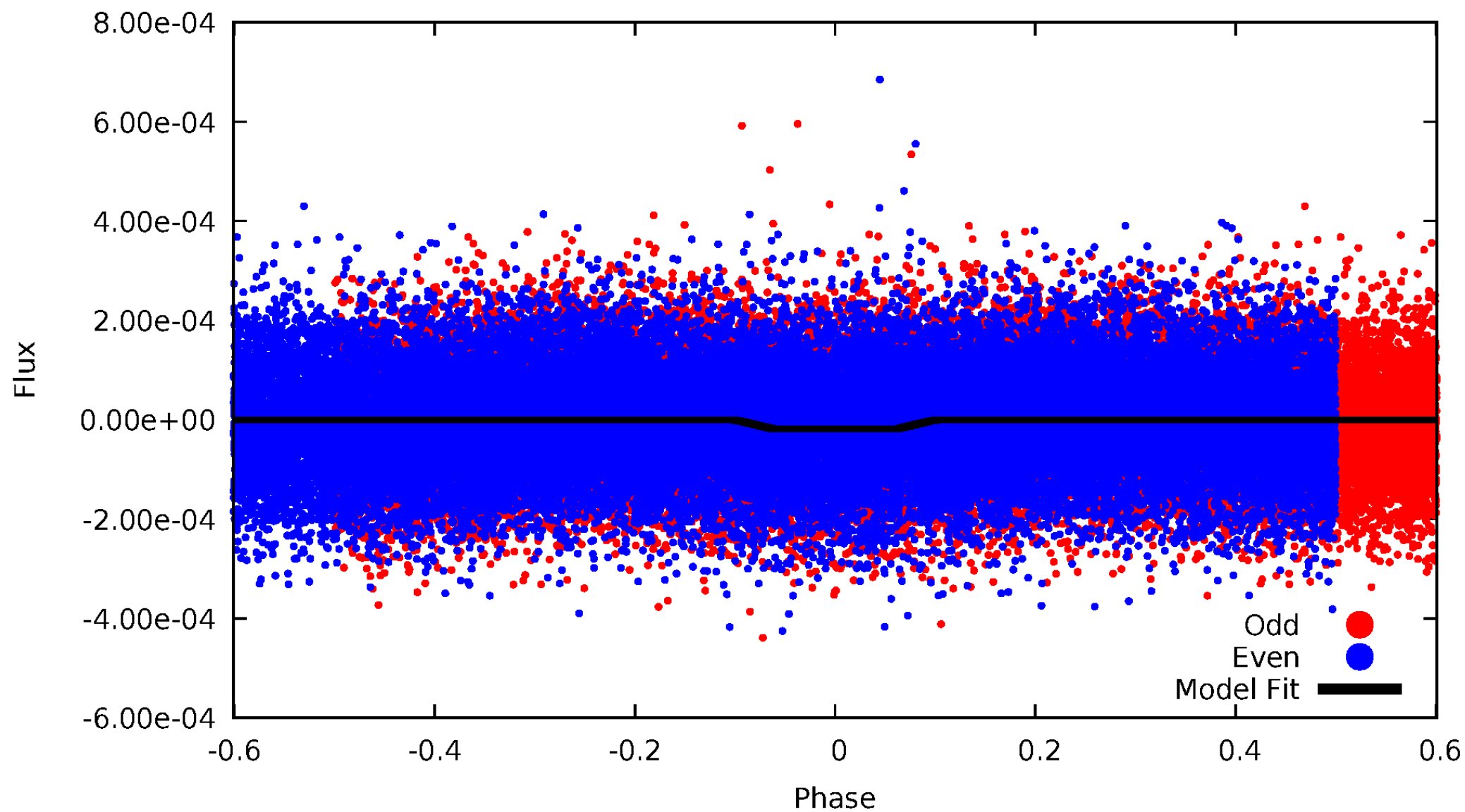
DV Odd/Even

TCE 007533425-01



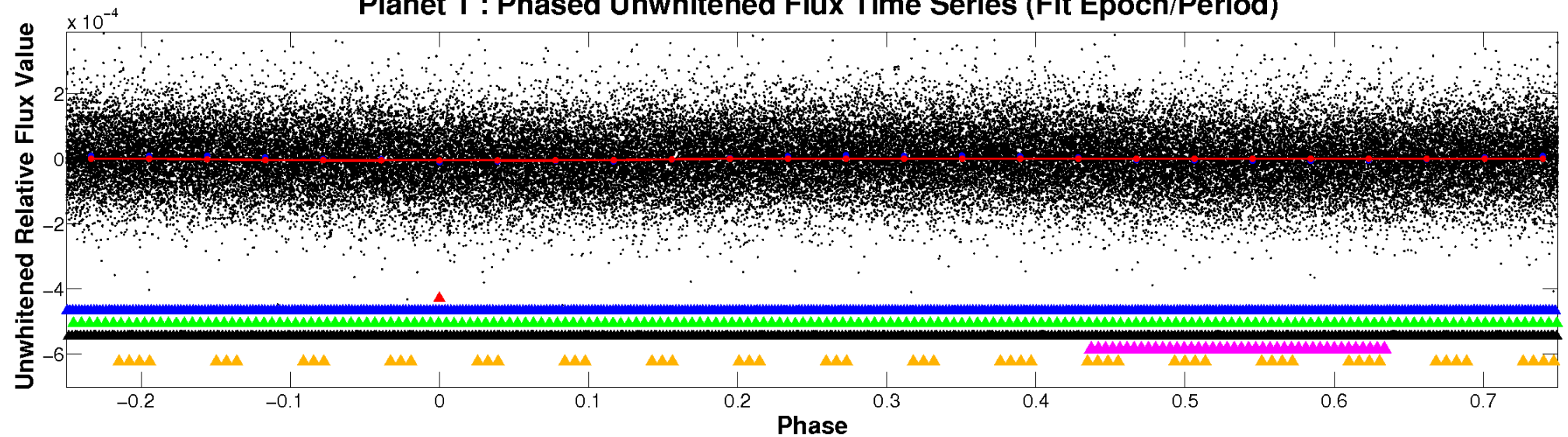
ALT Odd/Even

TCE 007533425-01

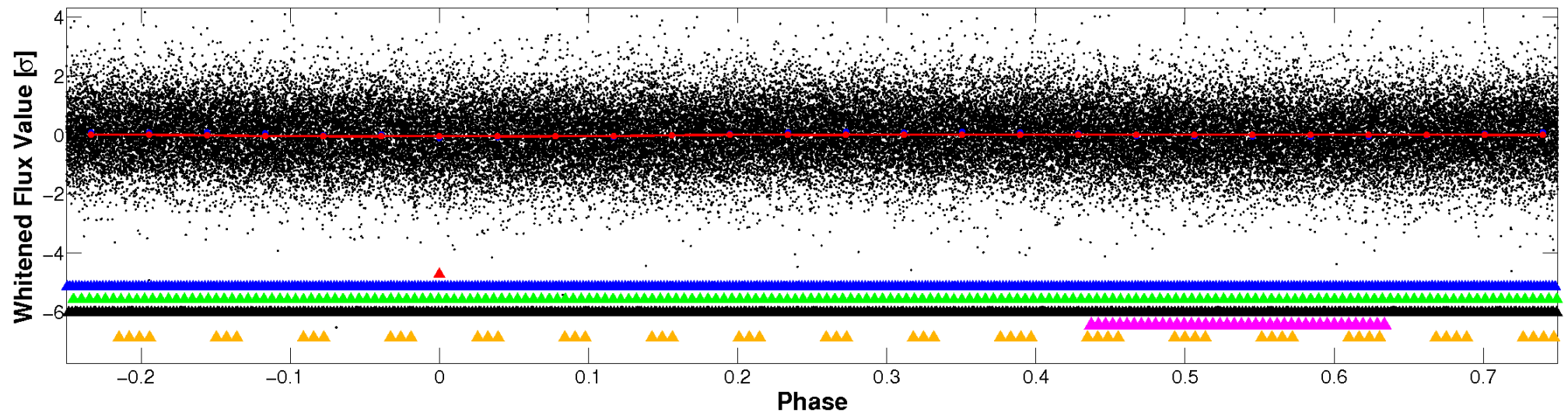


Non-Whitened Vs. Whitened Light Curve

Planet 1 : Phased Unwhitened Flux Time Series (Fit Epoch/Period)

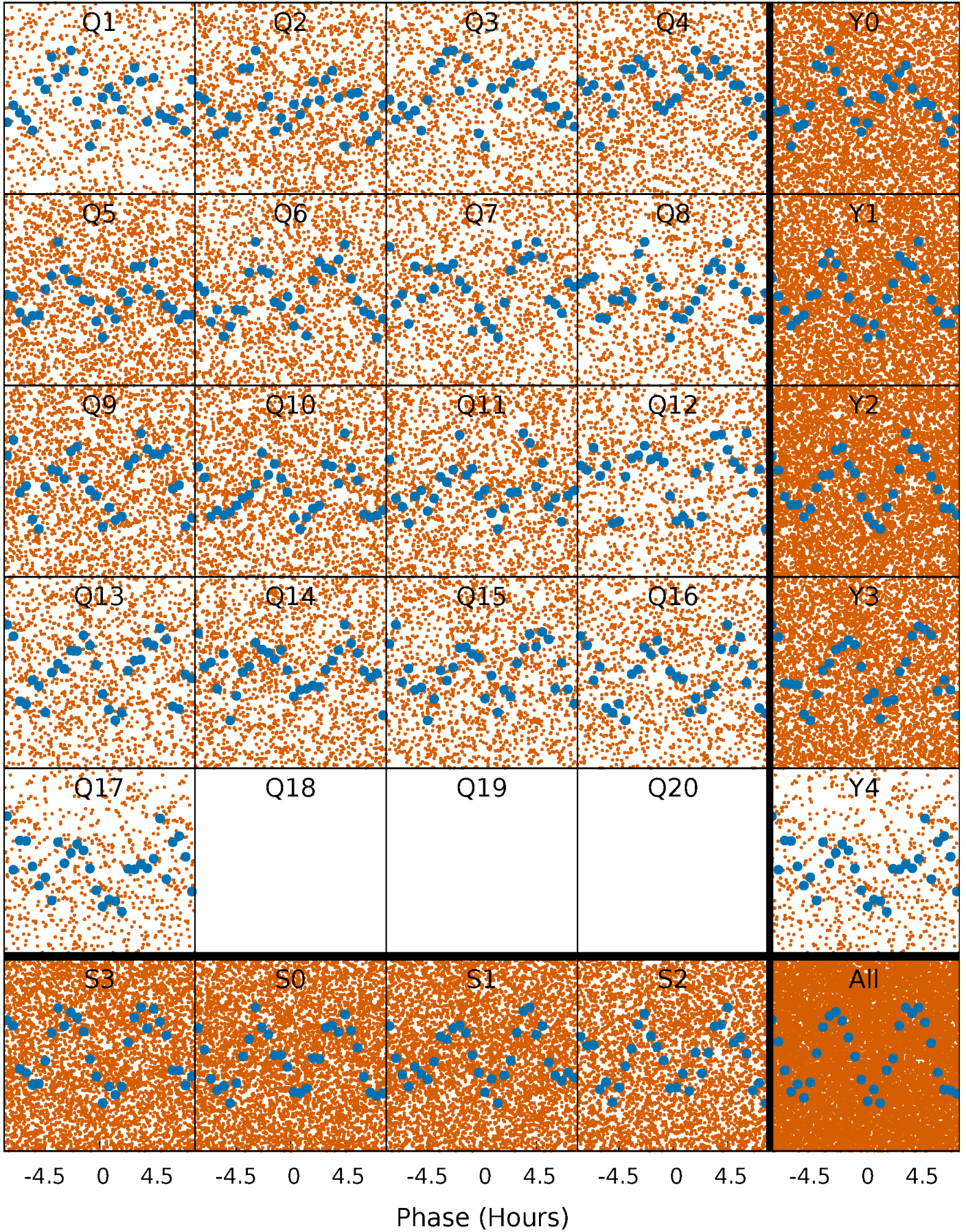


Planet 1 : Phased Whitened Flux Time Series (Fit Epoch/Period)



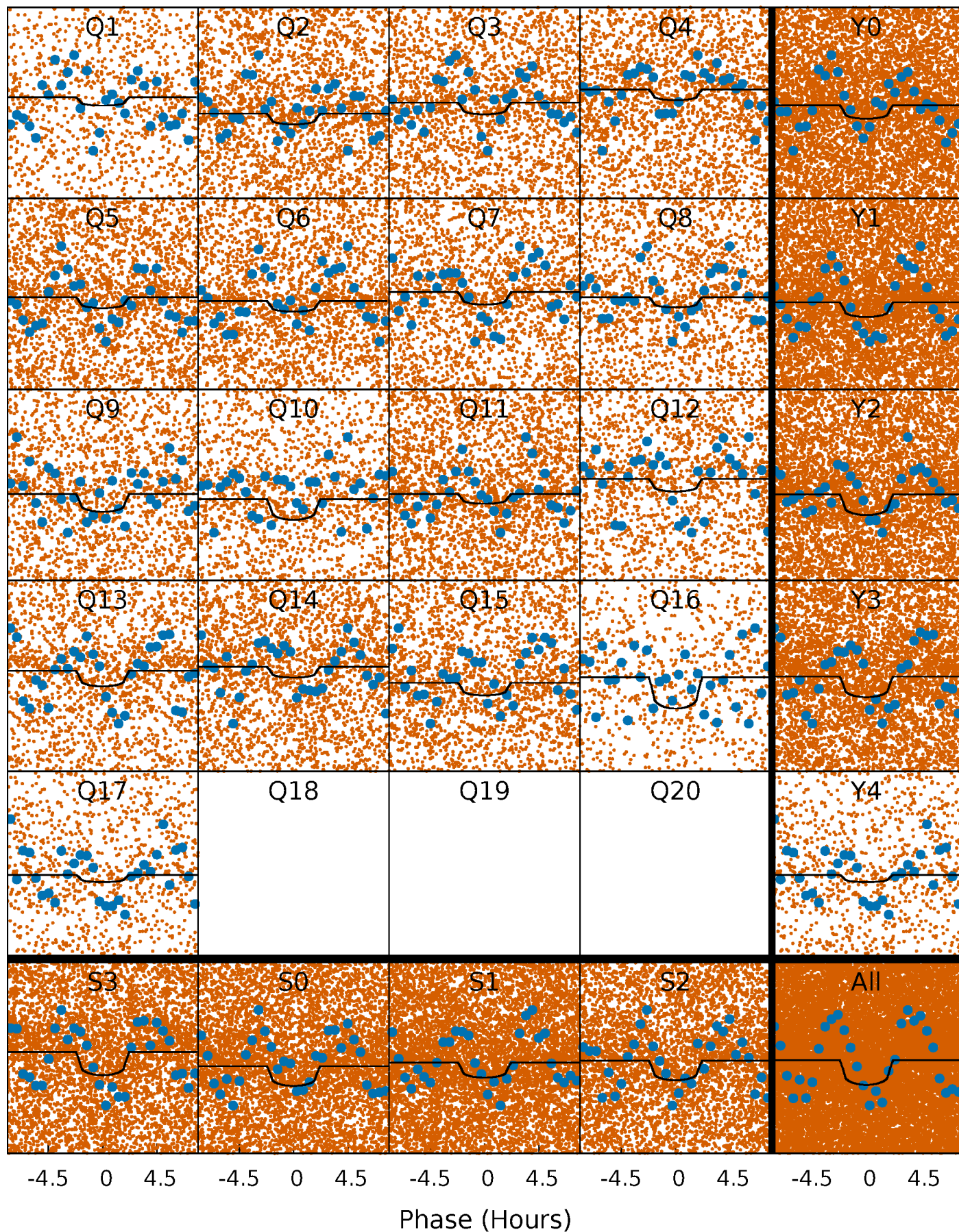
PDC Quarter-Phased Transit Curves

TCE 007533425-01 P= 0.524711 Days $T_0=131.577371$ (BKJD)



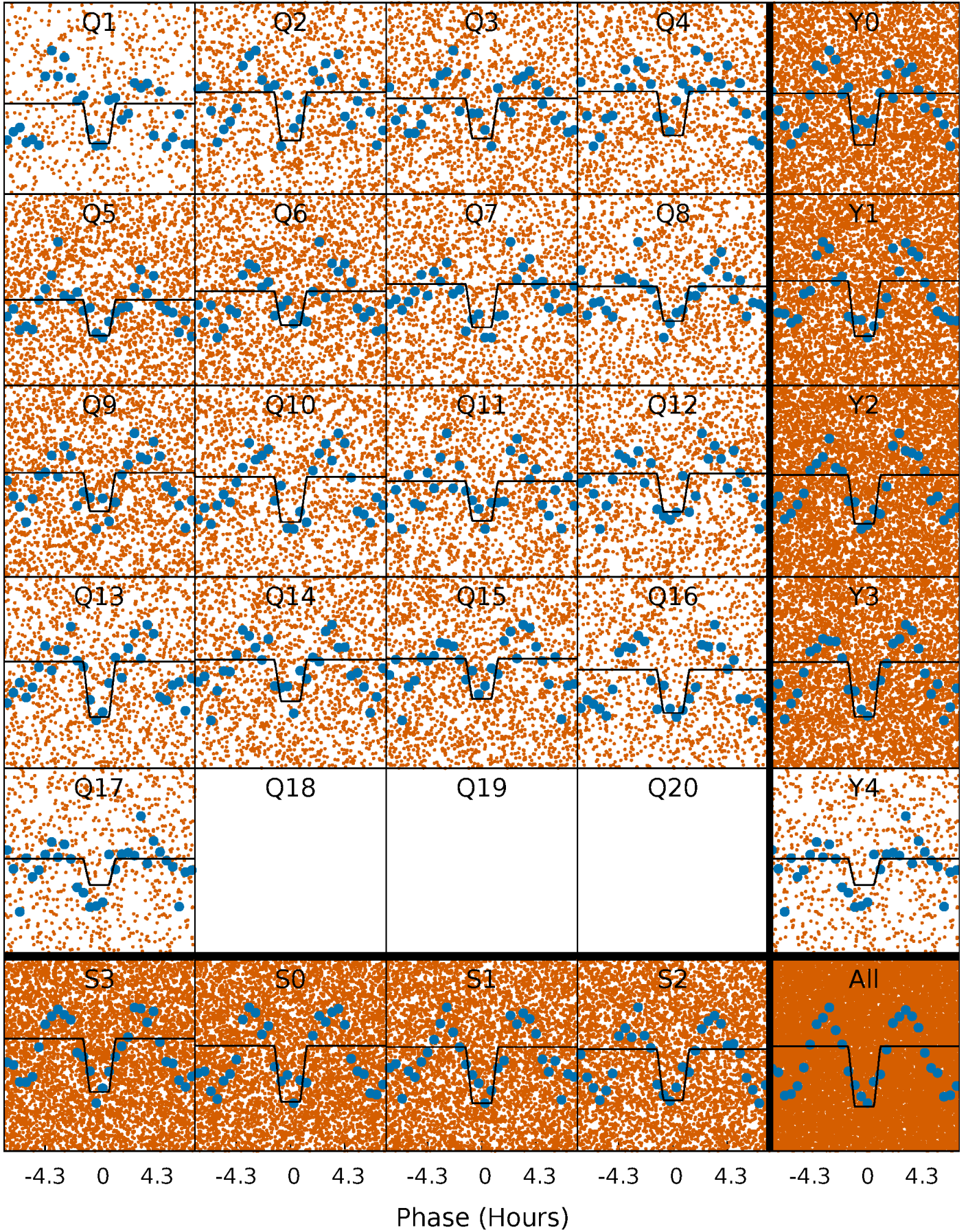
DV Quarter-Phased Transit Curves

TCE 007533425-01 P= 0.524711 Days $T_0=131.577371$ (BKJD)



Alt. Detrend Quarter-Phased Transit Curves

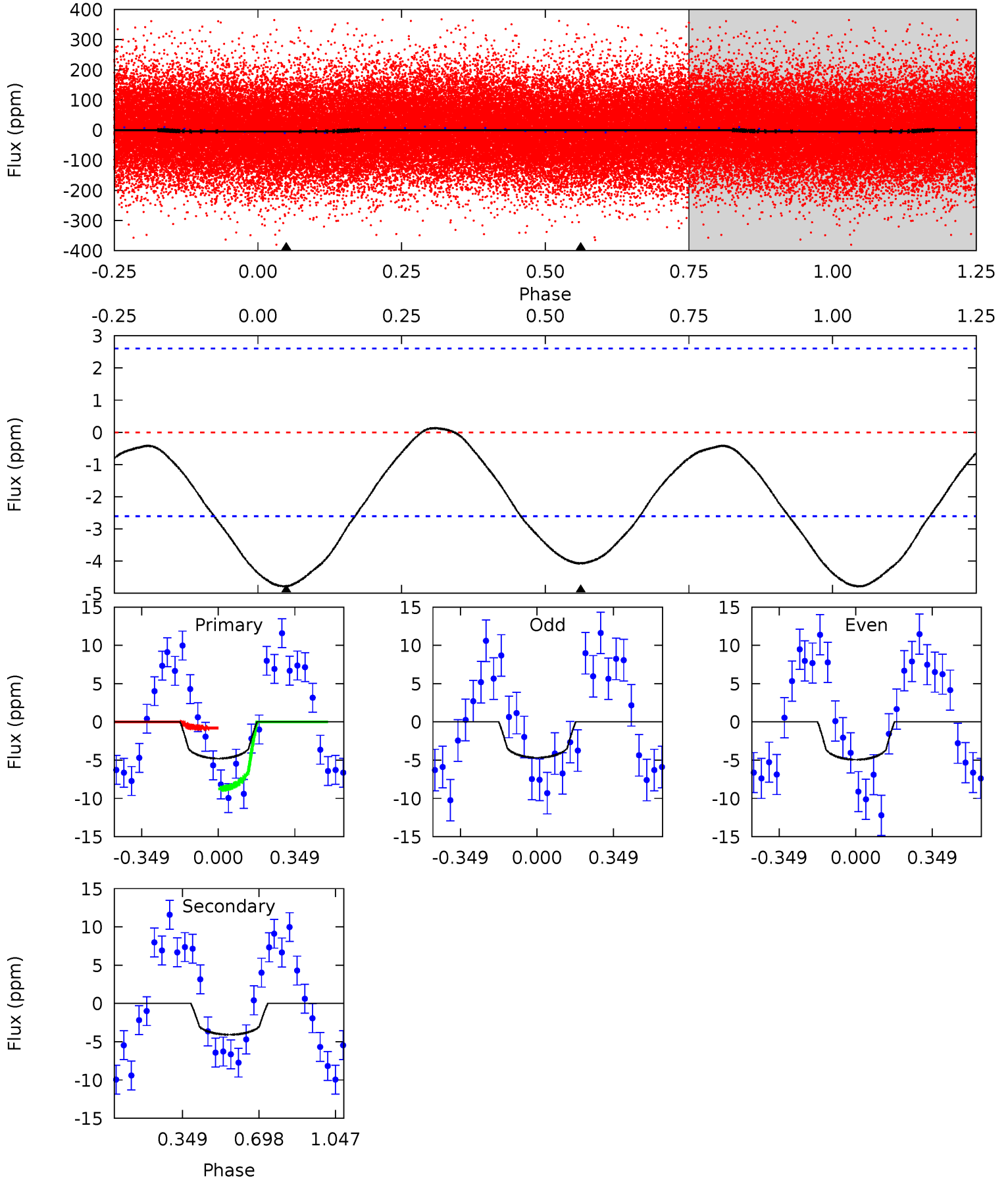
TCE 007533425-01 P= 0.524743 Days $T_0=131.561510$ (BKJD)



DV Model-Shift Uniqueness Test

007533425-01, P = 0.524711 Days, E = 131.052660 Days

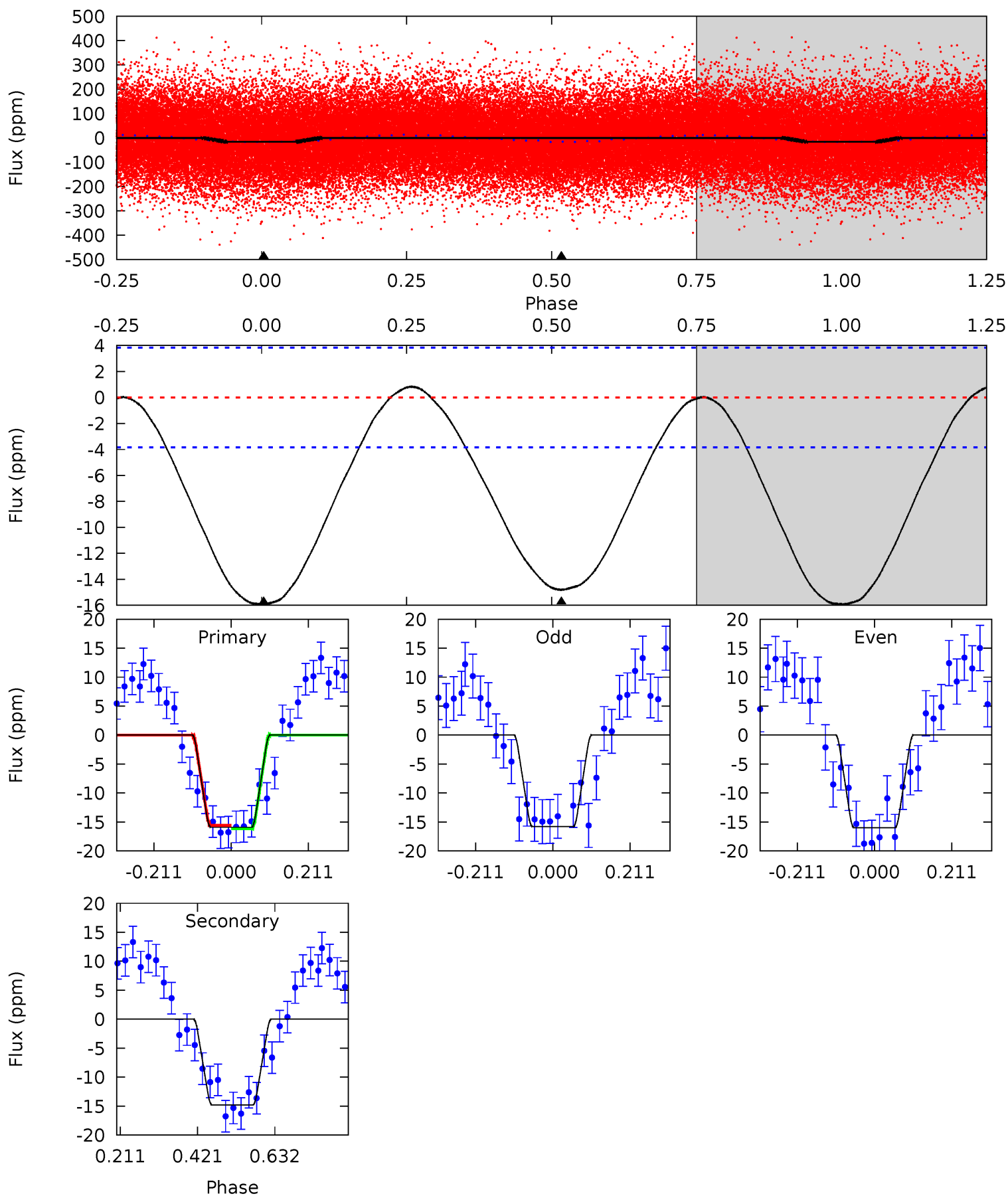
Pri	Sec	Ter	Pos	FA ₁	FA ₂	F _{Red}	Pri-Ter	Pri-Pos	Sec-Ter	Sec-Pos	Odd-Evn	DMM	Shape	TAT
7.89	6.72	0	0	4.30	0.94	0.42	7.89	7.89	6.72	6.72	0.22	1.31	0.03	6.61



Alt Model-Shift Uniqueness Test

007533425-01, P = 0.524743 Days, E = 131.036767 Days

Pri	Sec	Ter	Pos	FA ₁	FA ₂	F _{Red}	Pri-Ter	Pri-Pos	Sec-Ter	Sec-Pos	Odd-Evn	DMM	Shape	TAT
18.3	17.0	0	0	4.41	1.25	0.51	18.3	18.3	17.0	17.0	0.12	0.99	0.05	0.34



Stellar Parameters For KIC 007533425

	$T_{\text{eff}}(K)$	$\log(g)$	[Fe/H]	$R (R_{\odot})$	$M(M_{\odot})$	$p_{\star} (\text{g}\cdot\text{cm}^{-3})$
	7987^{+221}_{-331}	$4.054^{+0.165}_{-0.150}$	$0.070^{+0.250}_{-0.450}$	$2.129^{+0.448}_{-0.498}$	$1.870^{+0.156}_{-0.337}$	$0.273^{+0.245}_{-0.111}$
	+3%/-4%	+4%/-4%	+357%/-643%	+21%/-23%	+8%/-18%	+90%/-41%
Source	KIC0	KIC0	KIC0	DSEP		

KIC = Kepler Input Catalog; PHO = Photometry; SPE = Spectroscopy; AST = Asteroseismology
 TRA = Transits; DESP = Dartmouth Models; MULT = Multiple Models

Secondary Eclipse Parameters for KIC 007533425-01 / KOI

Detrend	Depth (ppm)	$R_p (R_{\oplus})$	$T_{max} (K)$	$T_{obs} (K)$	A_{obs}
DV	-4 ± 1	$0.57^{+0.37}_{-0.35}$	5728^{+395}_{-404}	6675^{+7286}_{-2034}	$1.702^{+8.730}_{-1.122}$
Alt.	-15 ± 1	$0.98^{+0.49}_{-0.40}$	5705^{+397}_{-403}	6991^{+3091}_{-1433}	$2.033^{+3.685}_{-1.111}$

T_{max} = Theoretical Maximum Planetary Temperature

T_{obs} = Observed Planetary Temperature (Assuming A=0.3)

A_{obs} = Observed Albedo (Assuming T=0)

If a secondary eclipse is present, the system is likely an EB if $T_{obs} \gg T_{max}$ AND $A_{obs} \gg 1.0$

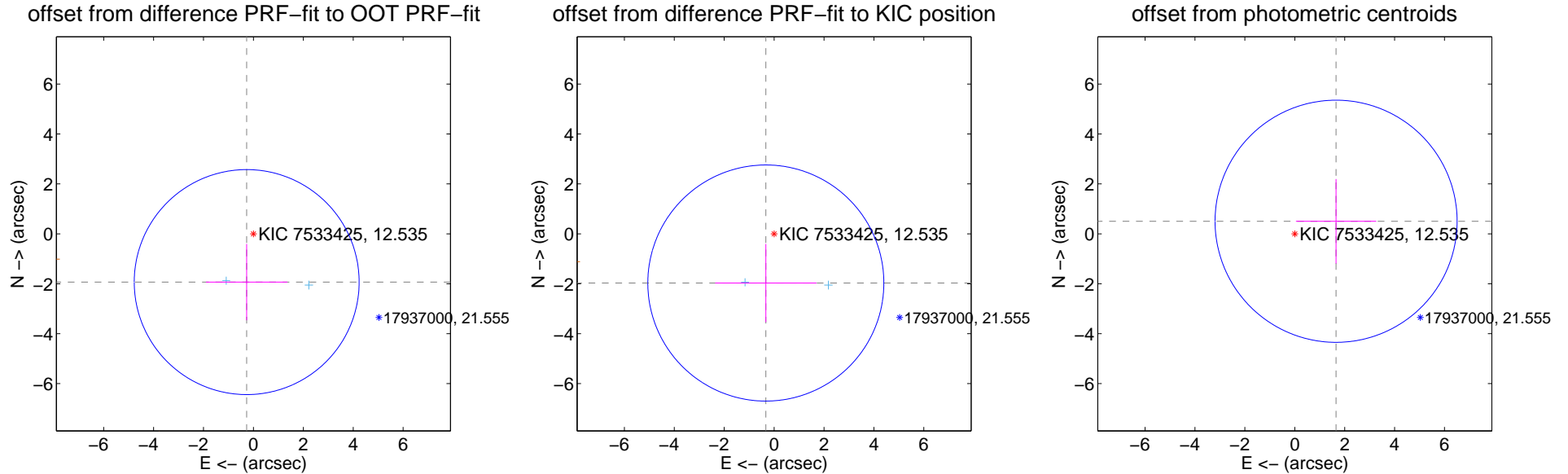
DV Centroid Data

Supplemental centroid analysis for 007533425-01. Kepler magnitude: 12.54. Transit SNR 6.08

There are 2 quarters with good PRF difference image offsets

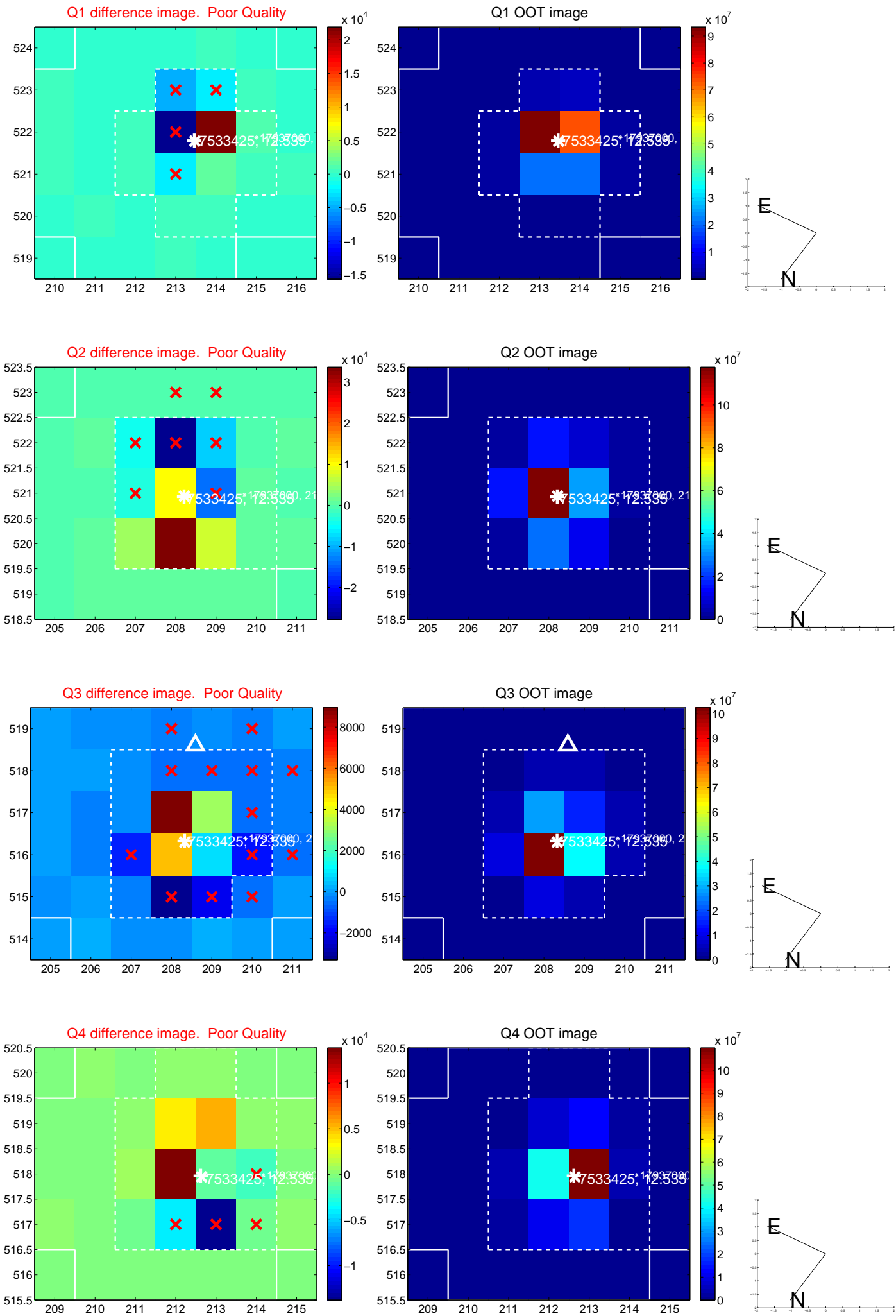
The direct PRF centroid is offset from the target star catalog position by about 0.10 arcsec

	Distance in arcsec	Distance / σ	Δ RA	Δ Dec
PRF-fit source offset from OOT	1.952 ± 1.502	1.30	0.269 ± 1.629	-1.934 ± 1.528
PRF-fit source offset from KIC position	1.999 ± 1.577	1.27	0.331 ± 2.028	-1.971 ± 1.565
photometric centroid source offset	1.73 ± 1.62	1.07	-1.65 ± 1.61	0.50 ± 1.69

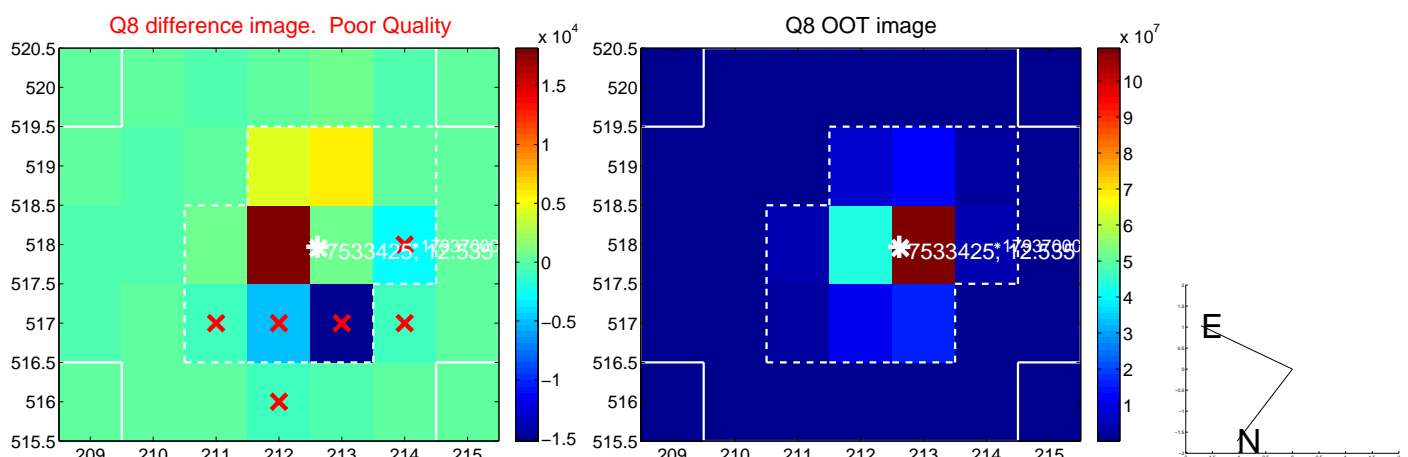
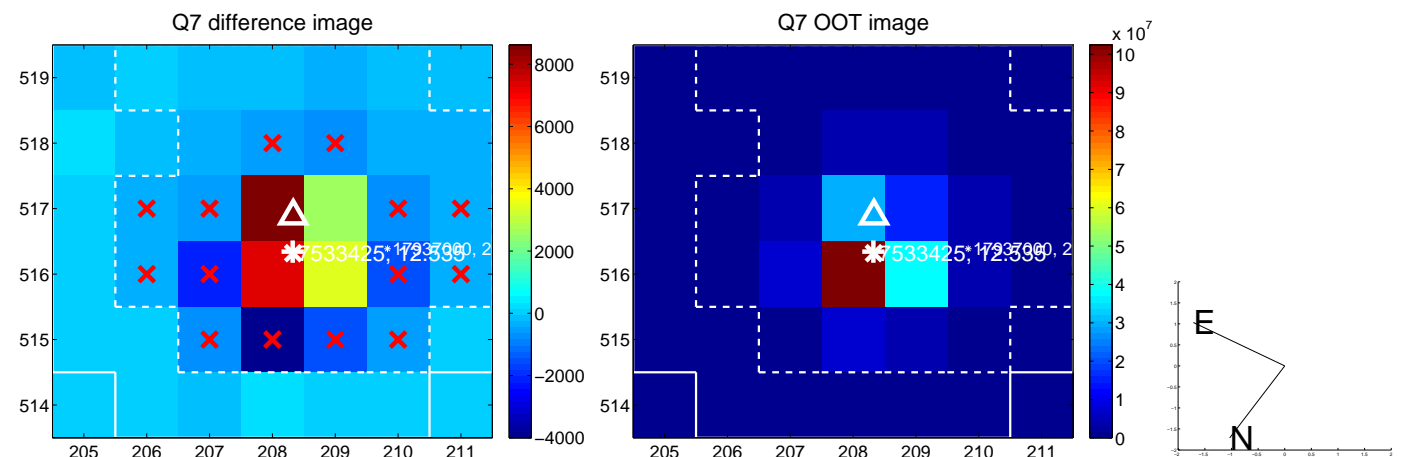
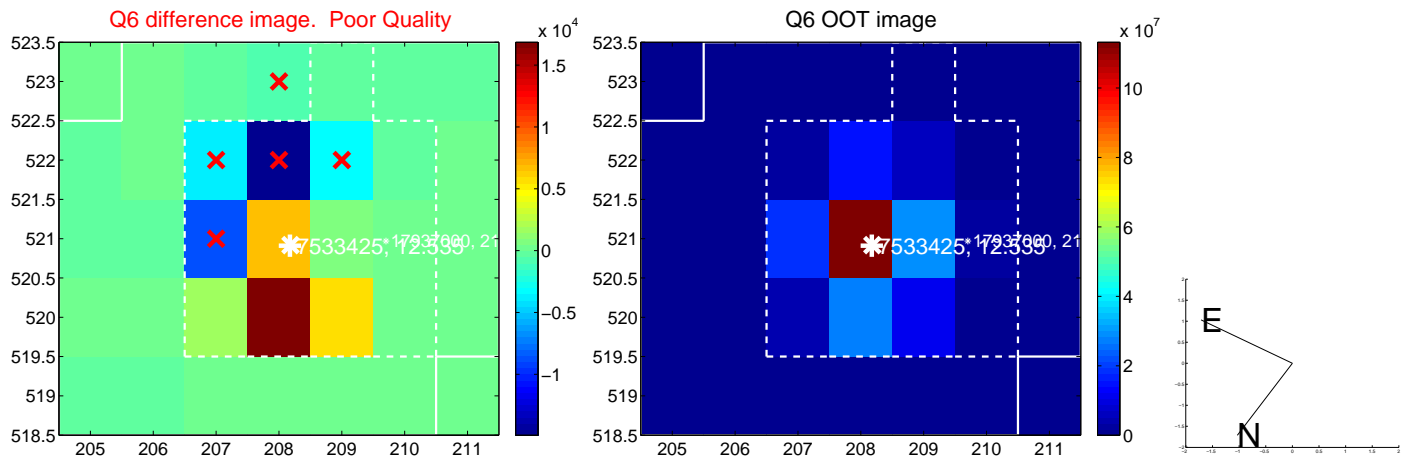
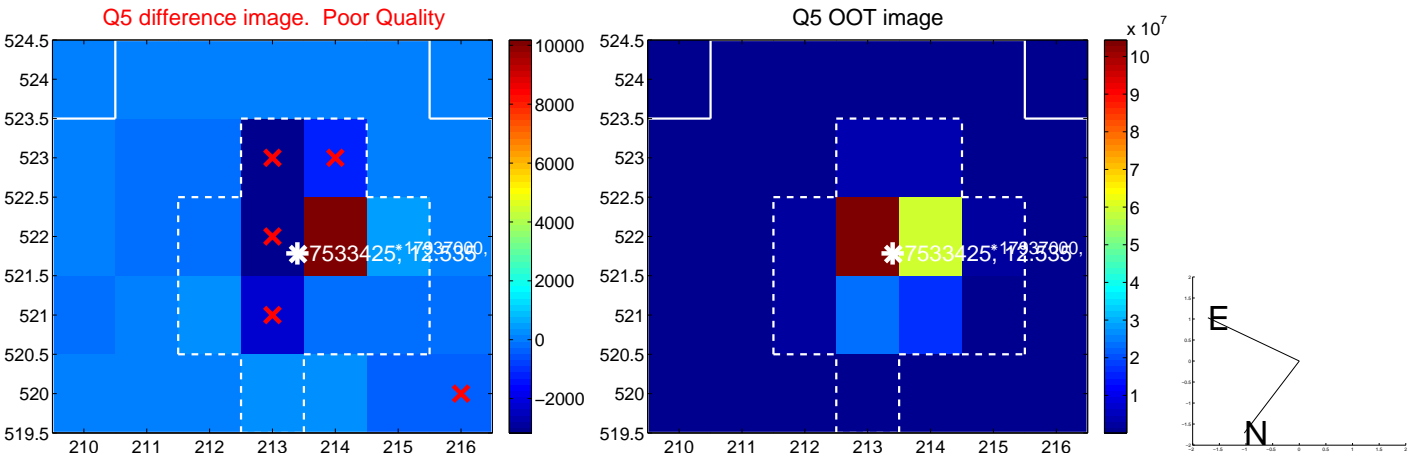


Centroid source offsets from the target star reconstructed from PRF and photometric centroids. Sky blue crosses: good quarterly centroid offsets; Vermillion crosses: bad quarterly centroid offsets; magenta cross: average over quarters. Length of the crosses: one- σ uncertainty. Blue circle: three- σ . Red *: target star. Blue *: Other stars. Text next to a star gives its KIC ID and kepmag. KIC IDs > 15,000,000 are from the UKIRT catalog.

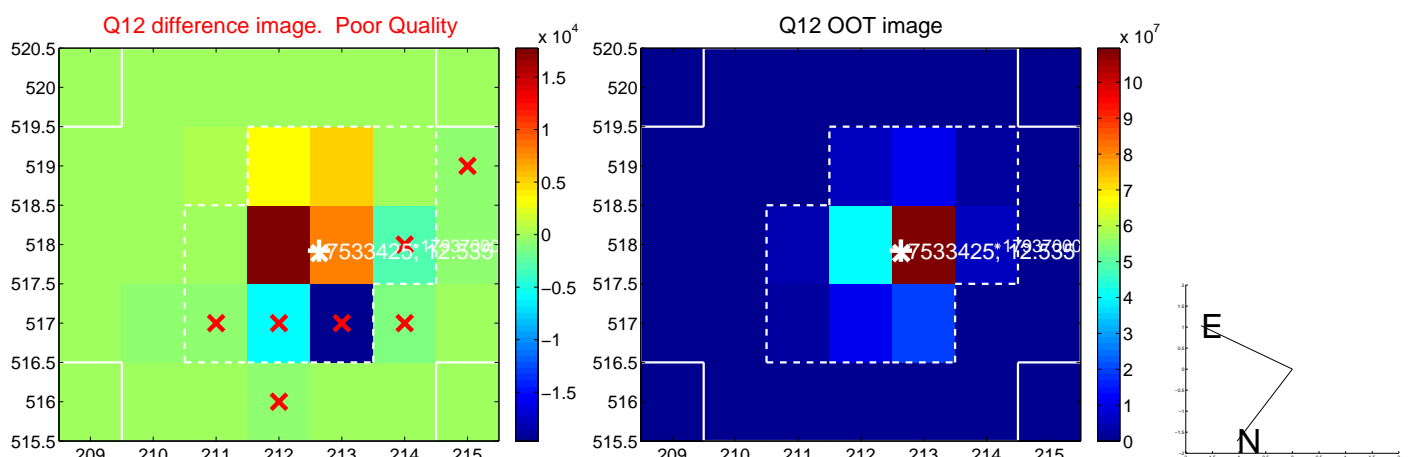
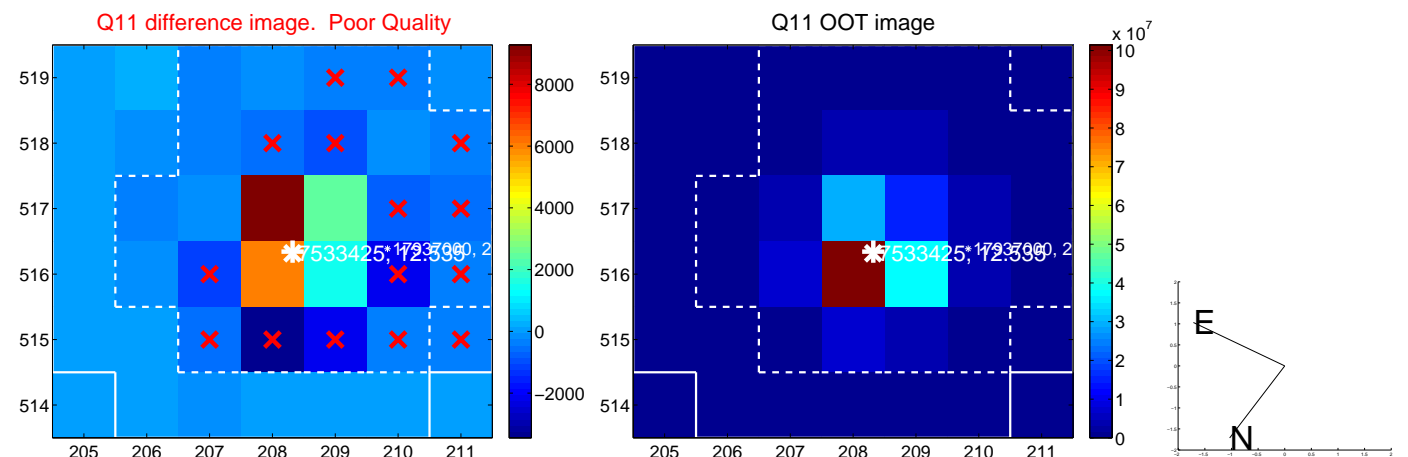
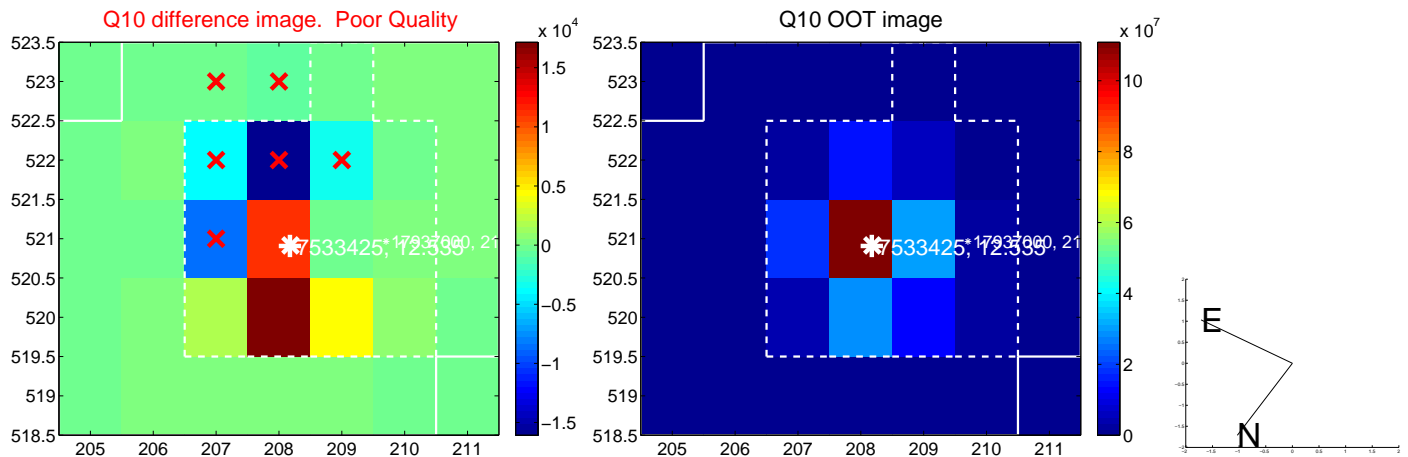
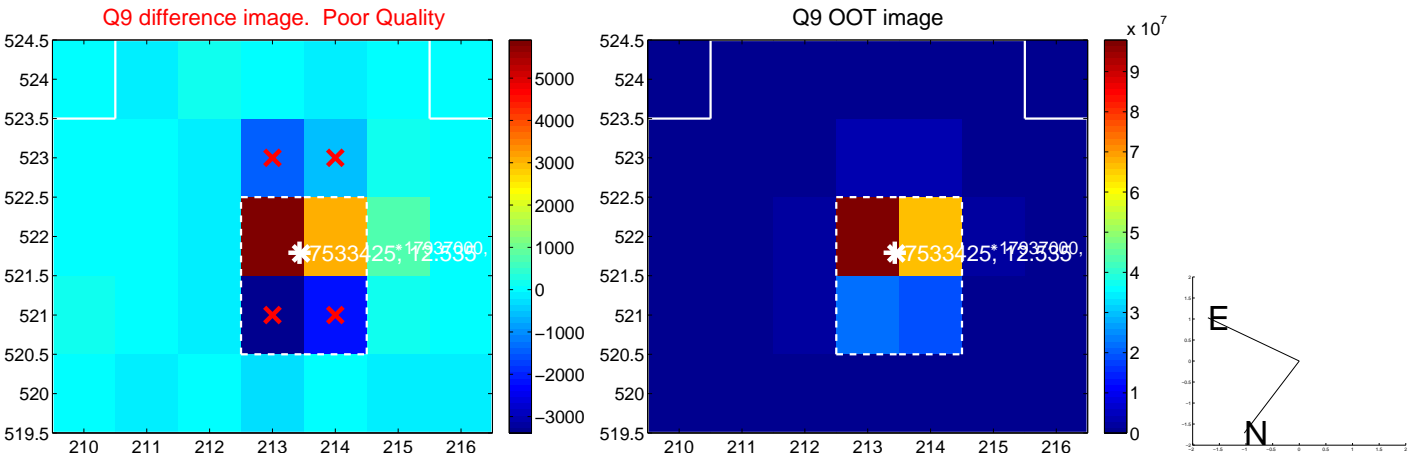
white \times : KIC target position; +: OOT centroid; \triangle : difference centroid. red \times : large negative pixel value.



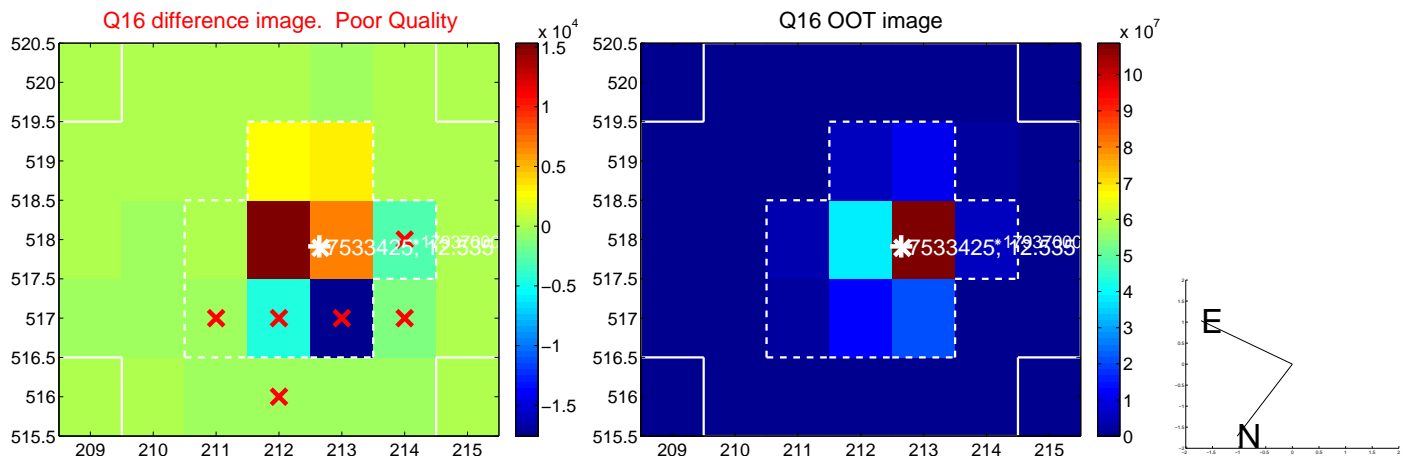
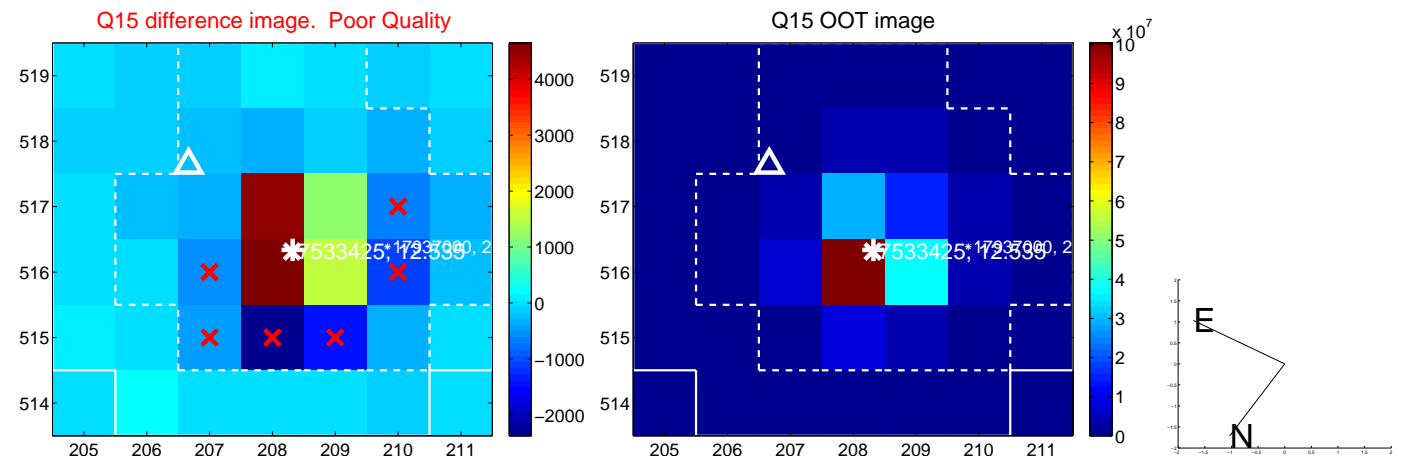
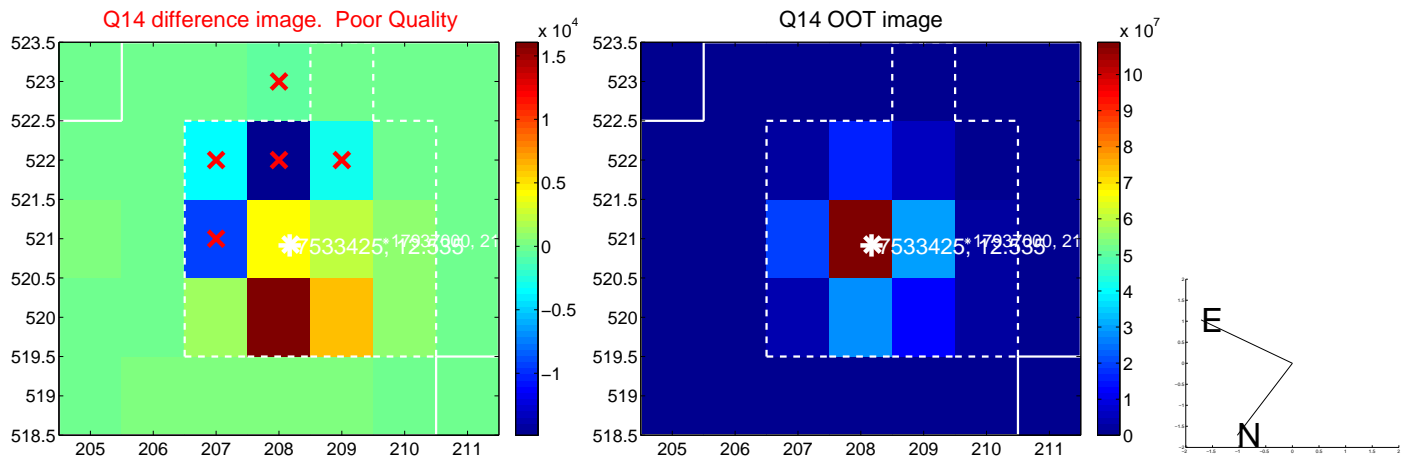
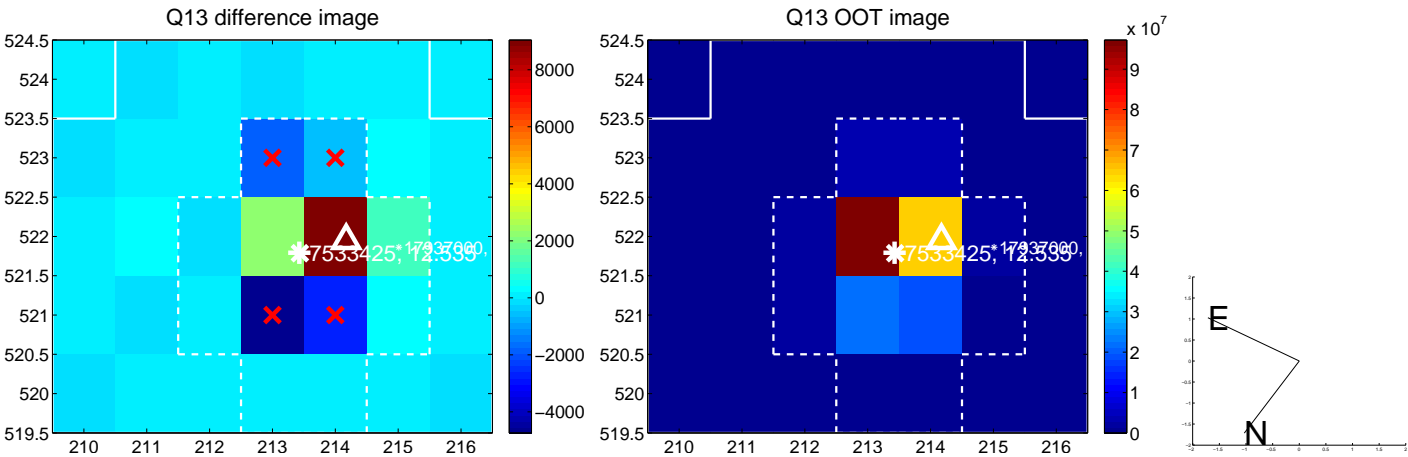
white \times : KIC target position; +: OOT centroid; \triangle : difference centroid. red \times : large negative pixel value.



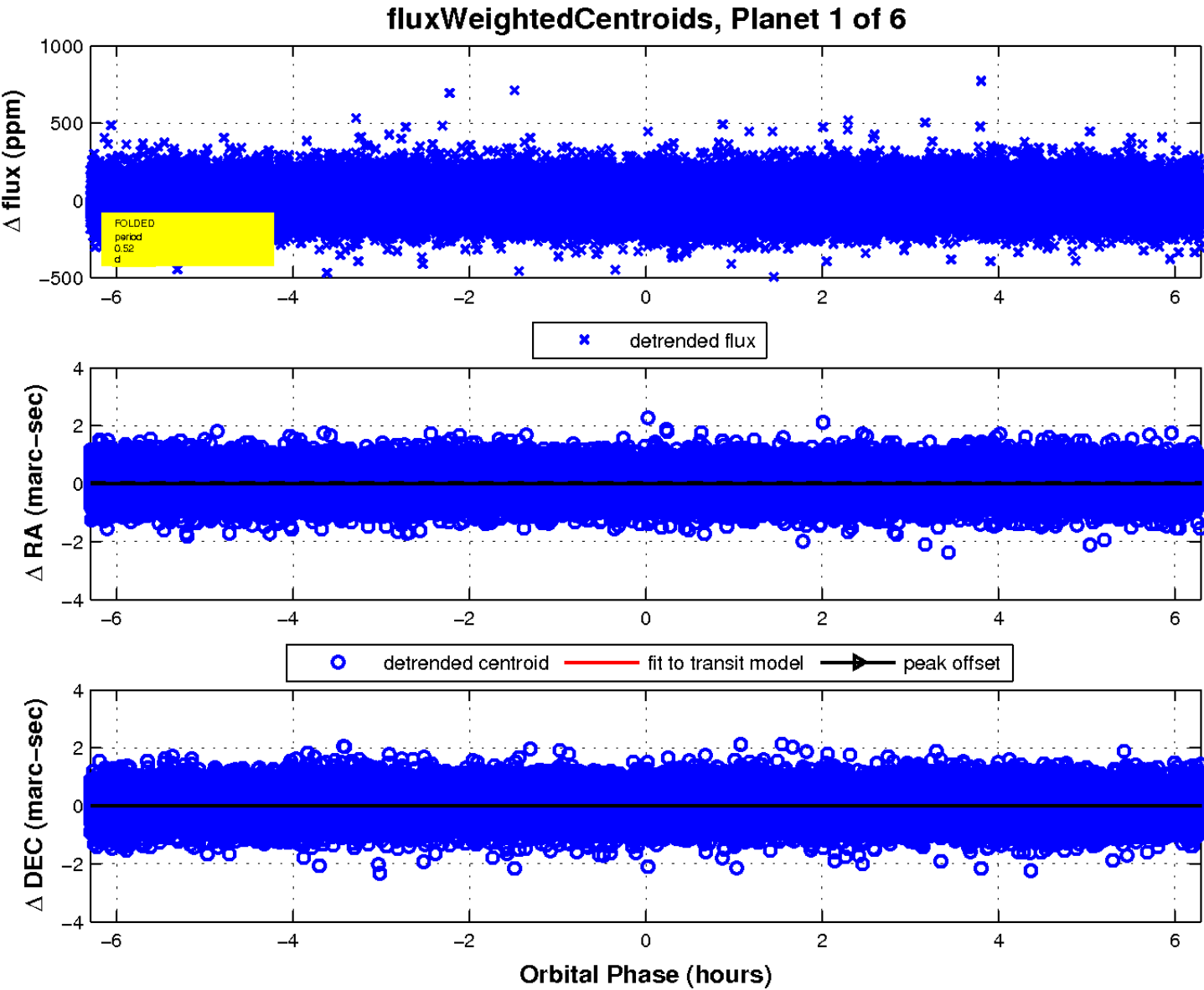
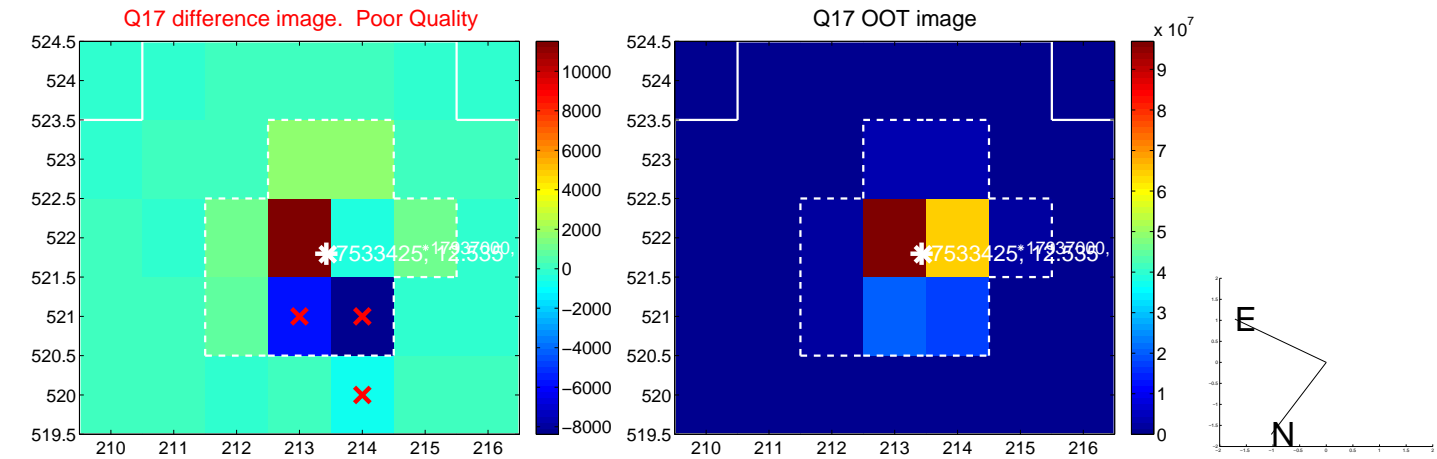
white \times : KIC target position; +: OOT centroid; \triangle : difference centroid. red \times : large negative pixel value.



white \times : KIC target position; +: OOT centroid; \triangle : difference centroid. red \times : large negative pixel value.

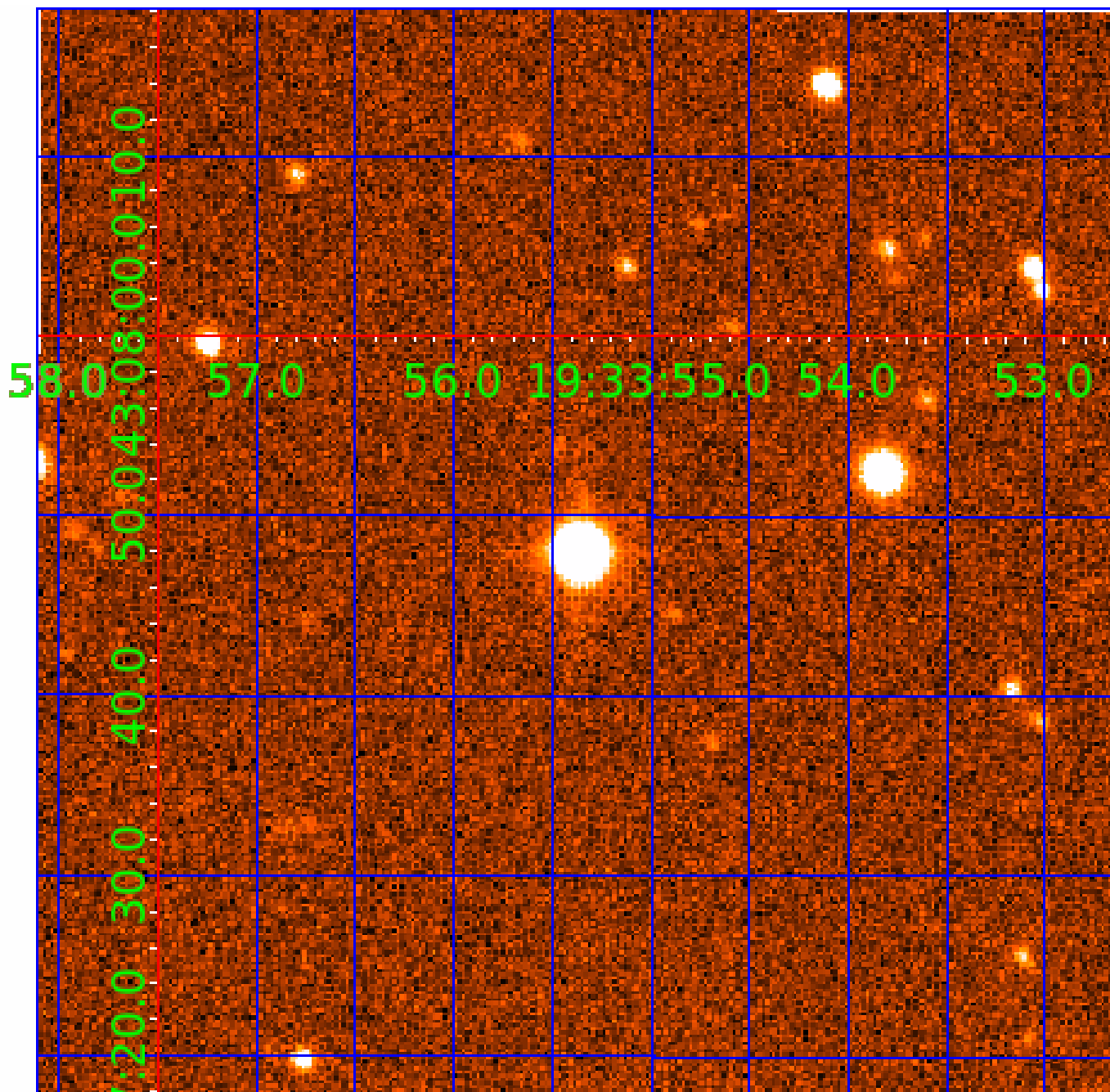


white \times : KIC target position; $+$: OOT centroid; \triangle : difference centroid. red \times : large negative pixel value.



UKIRT Image

Declination



KIC 007533425

Q1-17 DR25 TCE Parameters

TCE	Run Type	KOI?	Period (Days)	Epoch (BKJD)	Depth (ppm)	Duration (Hours)	MES	SNR	R_{\star} (R_{\odot})	T_{\star} (K)	R_p (R_{\oplus})	S_p (S_{\oplus})
007533425-01	OBS	No	0.524711	131.577371	5.2	3.953	8.8	6.1	2.13	7987	0.50	67089.13
007533425-02	OBS	No	2.846322	134.342177	80.7	1.025	17.6	13.4	2.13	7987	1.96	7038.84
007533425-03	OBS	No	4.139079	133.913267	38.9	1.844	12.3	7.3	2.13	7987	1.38	4272.43
007533425-04	OBS	No	2.926024	131.913420	74.5	1.034	15.9	12.6	2.13	7987	1.92	6784.36
007533425-05	OBS	No	35.153150	135.582870	518.0	1.500	13.6	-1.0	2.13	7987	4.92	246.56
007533425-06	OBS	No	24.692091	148.051623	393.5	1.500	13.5	-1.0	2.13	7987	4.29	394.88

Robovetter Results

TCE	Run Type	Disp	Score	N	S	C	E	Comments
007533425-01	OBS	FP	0.00	1	0	0	0	LPP_DV—LPP_ALT—CENT_FEW_MEAS
007533425-02	OBS	FP	0.00	1	0	0	0	INDIV_TRANS_RUBBLE—TRANS_GAPPED—LPP_DV—MOD_NONUNIQ_DV—CENT_FEW_MEAS
007533425-03	OBS	FP	0.00	1	0	0	0	INDIV_TRANS_RUBBLE—TRANS_GAPPED—LPP_DV—MOD_NONUNIQ_DV—MOD_TER_DV
007533425-04	OBS	FP	0.00	1	0	0	0	INDIV_TRANS_RUBBLE—TRANS_GAPPED—LPP_DV—MOD_NONUNIQ_DV
007533425-05	OBS	FP	0.00	1	0	0	0	INDIV_TRANS_RUBBLE—TRANS_GAPPED—LPP_DV—NO_FITS—CENT_NOFITS
007533425-06	OBS	FP	0.00	1	0	0	0	INDIV_TRANS_RUBBLE—TRANS_GAPPED—LPP_DV—NO_FITS—CENT_NOFITS

Notes: OBS = Observed. INJ = Injected. INV = Inverted. SCR = Scrambled.

N = Not Transit-Like. S = Stellar Eclipse. C = Centroid Offset. E = Ephemeris Match.

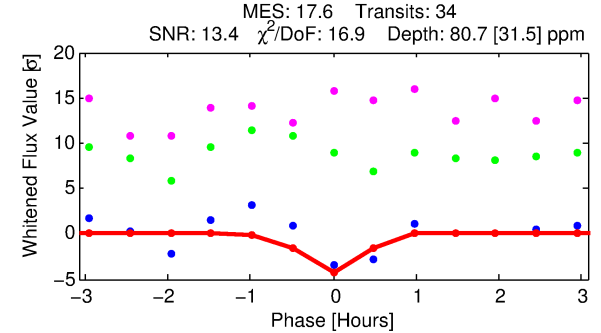
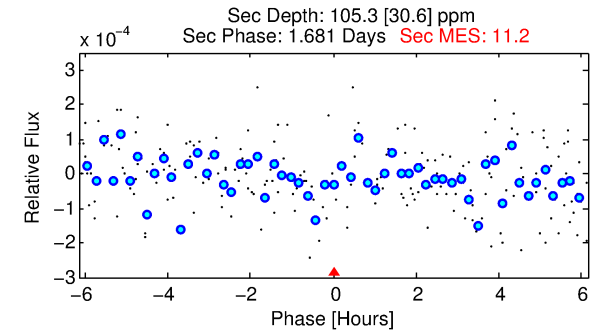
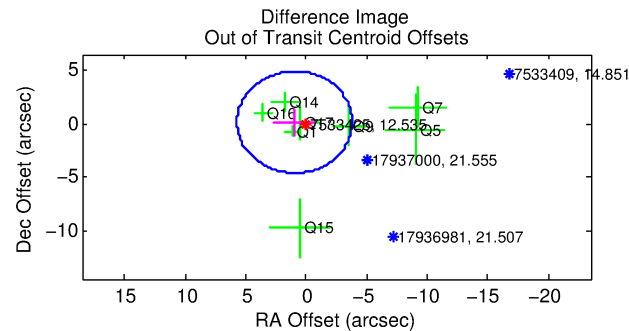
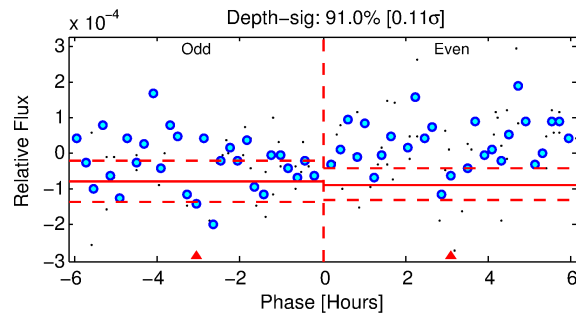
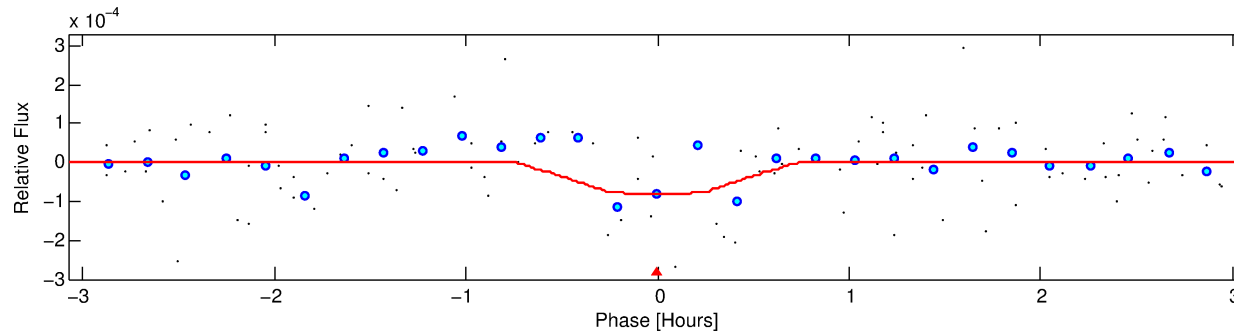
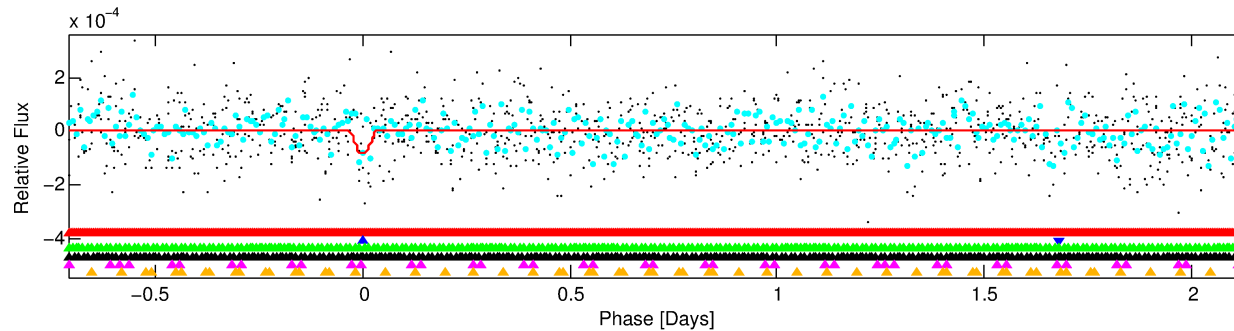
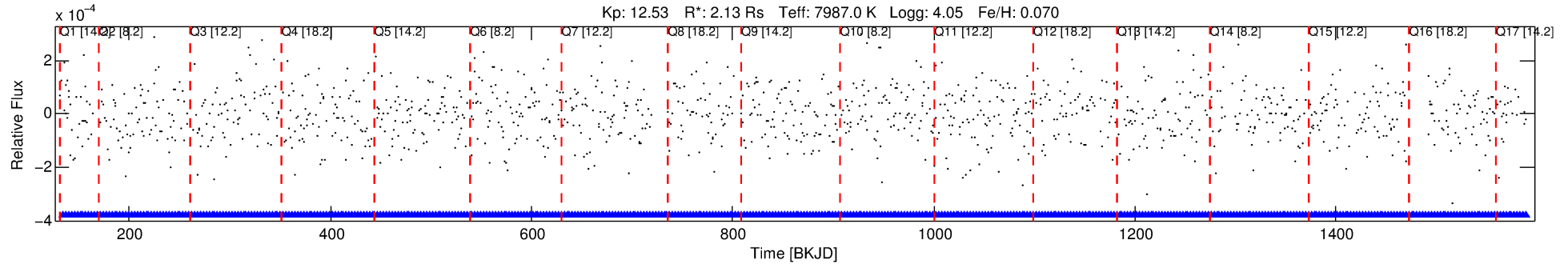
See http://exoplanetarchive.ipac.caltech.edu/docs/API_kepcandidate_columns.html#proj_disp_col for comment definitions.

Ephemeris Match Information For 007533425-02

No Significant Match Found

DV One-Page Summary

KIC: 7533425 Candidate: 2 of 6 Period: 2.846 d



DV Fit Results:

Period = 2.84632 [0.00004] d
Epoch = 134.3422 [0.0079] BKJD
Rp/R* = 0.0084 [0.0556]
a/R* = 20.81 [800.84]
b = 0.24 [155.47]
Seff = 7038.83 [2396.83]
Teq = 2336 [199] K
Rp = 1.96 [12.92] Re
a = 0.0485 [0.0097] AU
Ag = 35.46 [467.83] [0.07 σ]
Teffp = 8812 [29060] K [0.2 σ]

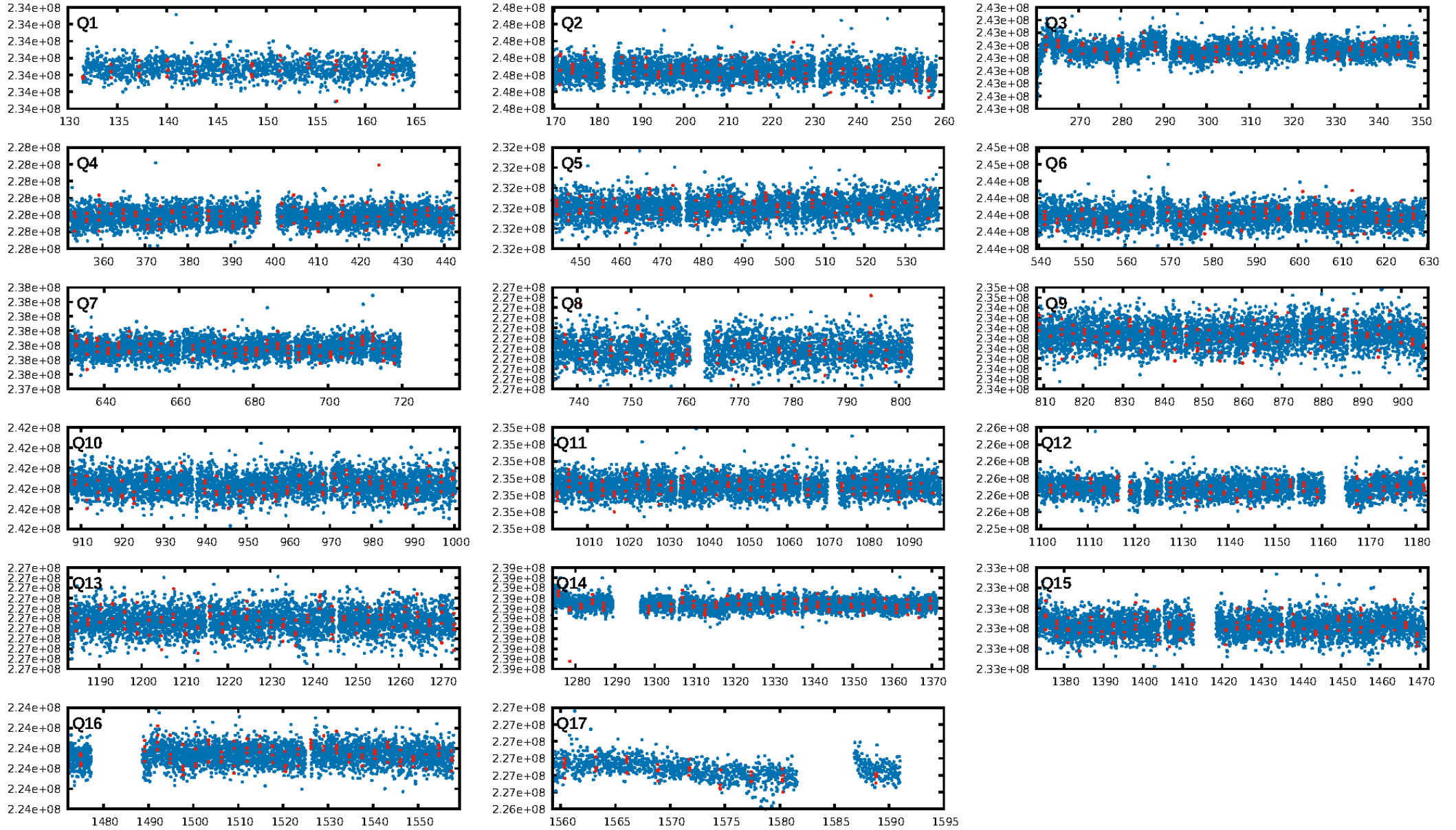
DV Diagnostic Results:

ShortPeriod-sig: 100.0% [13.64 σ]
LongPeriod-sig: 81.1% [1.31 σ]
ModelChiSquare2-sig: 0.0%
ModelChiSquareGof-sig: 0.0%
Bootstrap-pfa: 4.88e-08
RollingBand-fgt: 1.00 [33/33]
GhostDiagnostic-chr: 1.886
Centroid-sig: 0.0%
Centroid-so: 1.039 arcsec [2.04 σ]
OotOffset-rm: 0.979 arcsec [0.62 σ]
KicOffset-rm: 1.558 arcsec [1.16 σ]
OotOffset-st: 1/2/1/4 [8]
KicOffset-st: 1/2/1/4 [8]
DiffImageQuality-fgm: 0.25 [2/8]
DiffImageOverlap-fno: 0.00 [0/17]

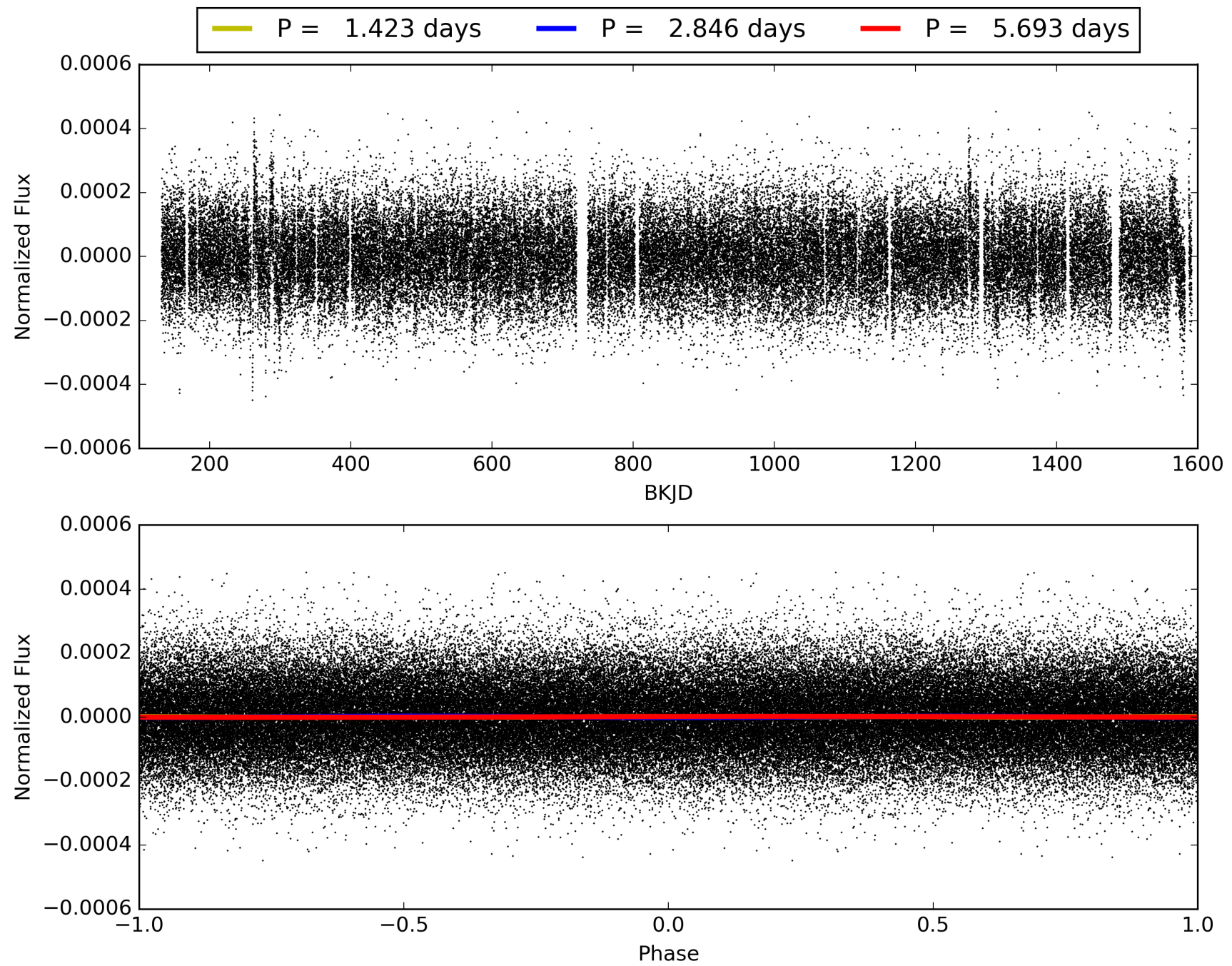
Software Revision: svn+ssh://murzim/repo/soc/tags/release/9.3.42@60958 -- Date Generated: 01-Feb-2016 02:20:10 Z

This Data Validation Report Summary was produced in the Kepler Science Operations Center Pipeline at NASA Ames Research Center

TCE 007533425-02, PDC Light Curves

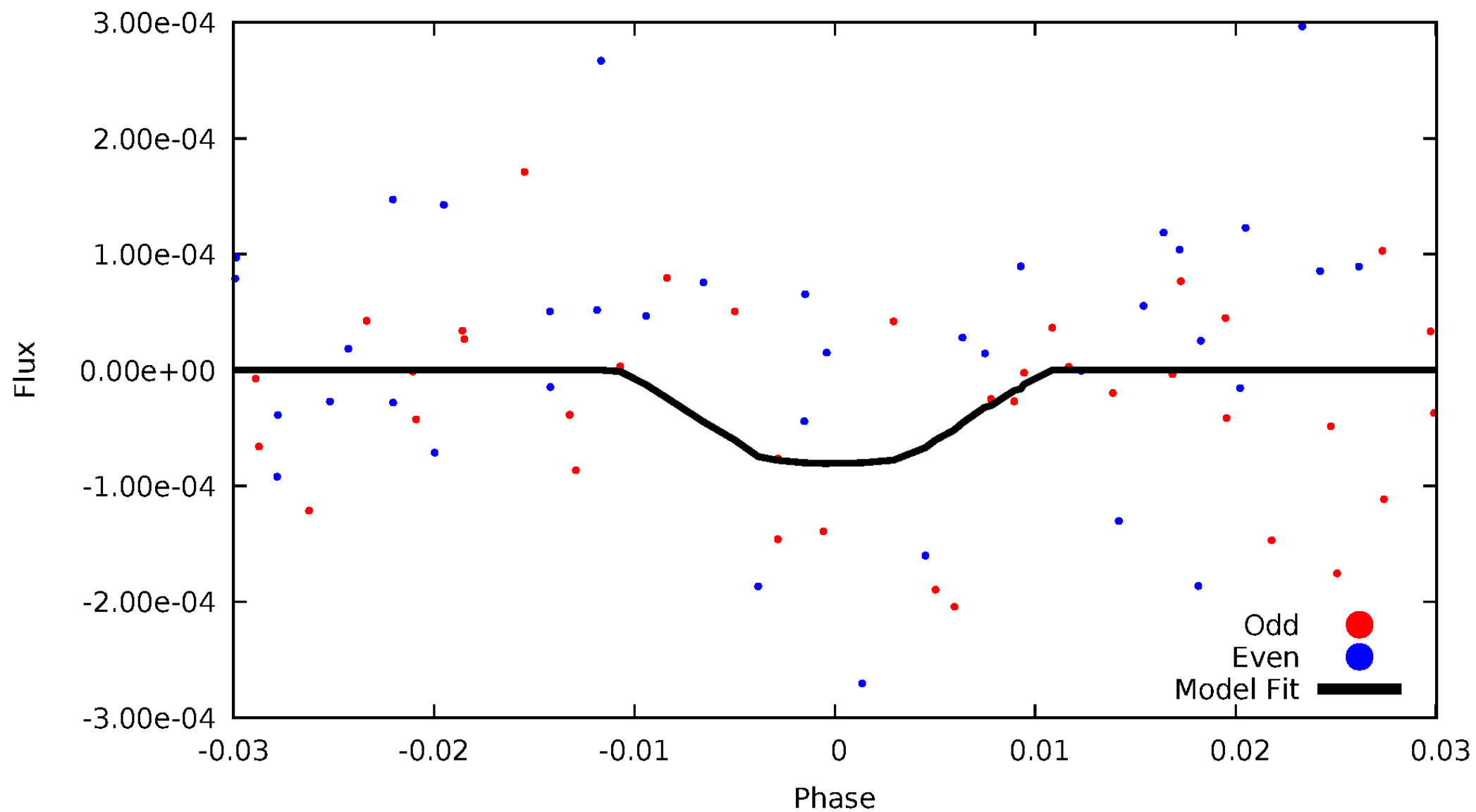


TCE 007533425-02



DV Odd/Even

TCE 007533425-02

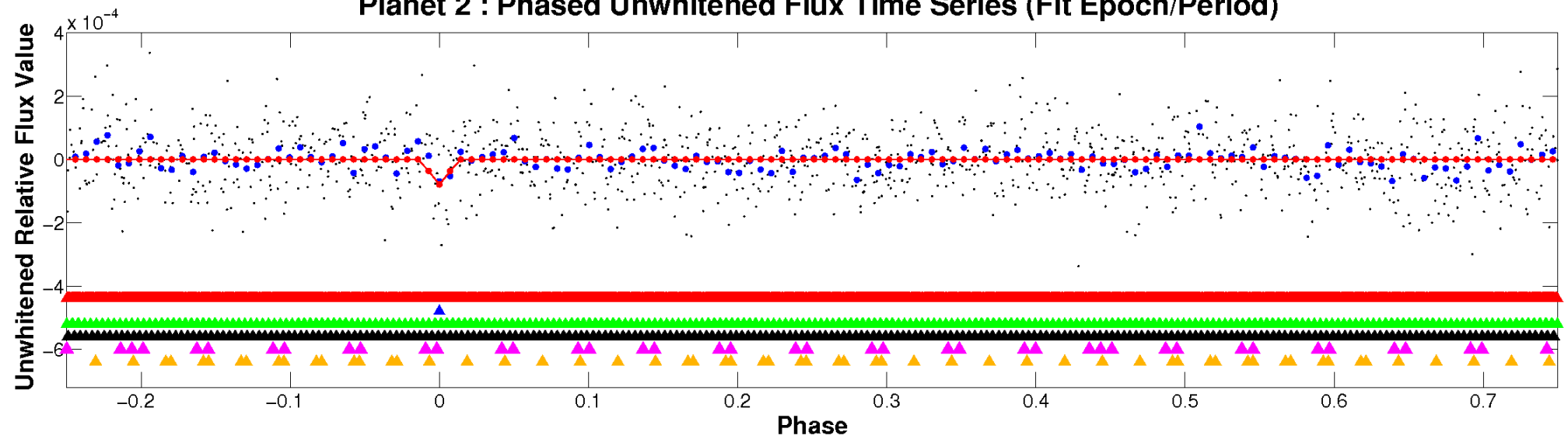


ALT Odd/Even

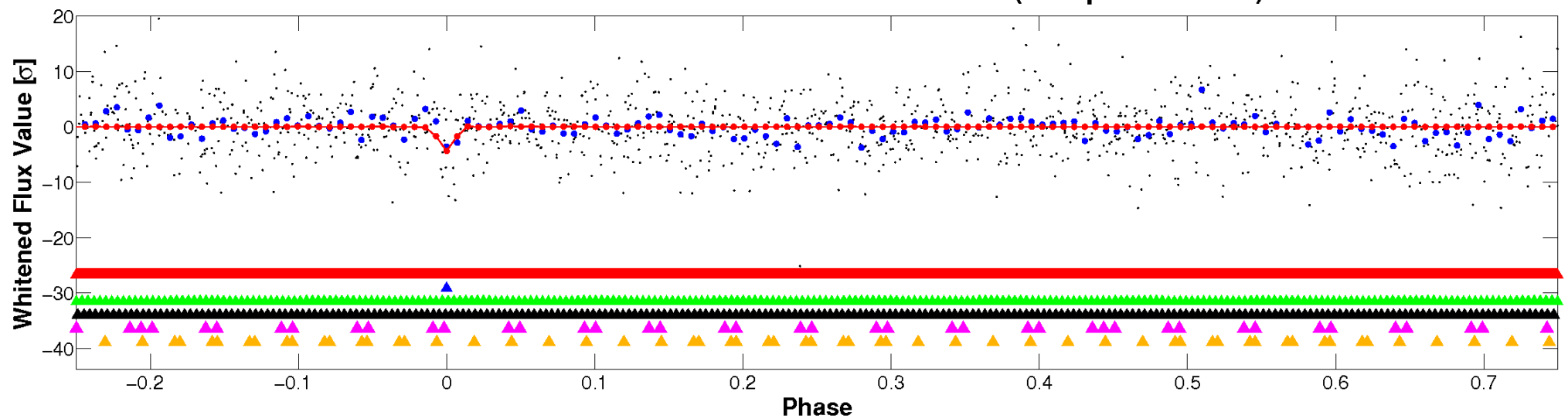
This plot does not exist for this TCE.

Non-Whitened Vs. Whitened Light Curve

Planet 2 : Phased Unwhitened Flux Time Series (Fit Epoch/Period)

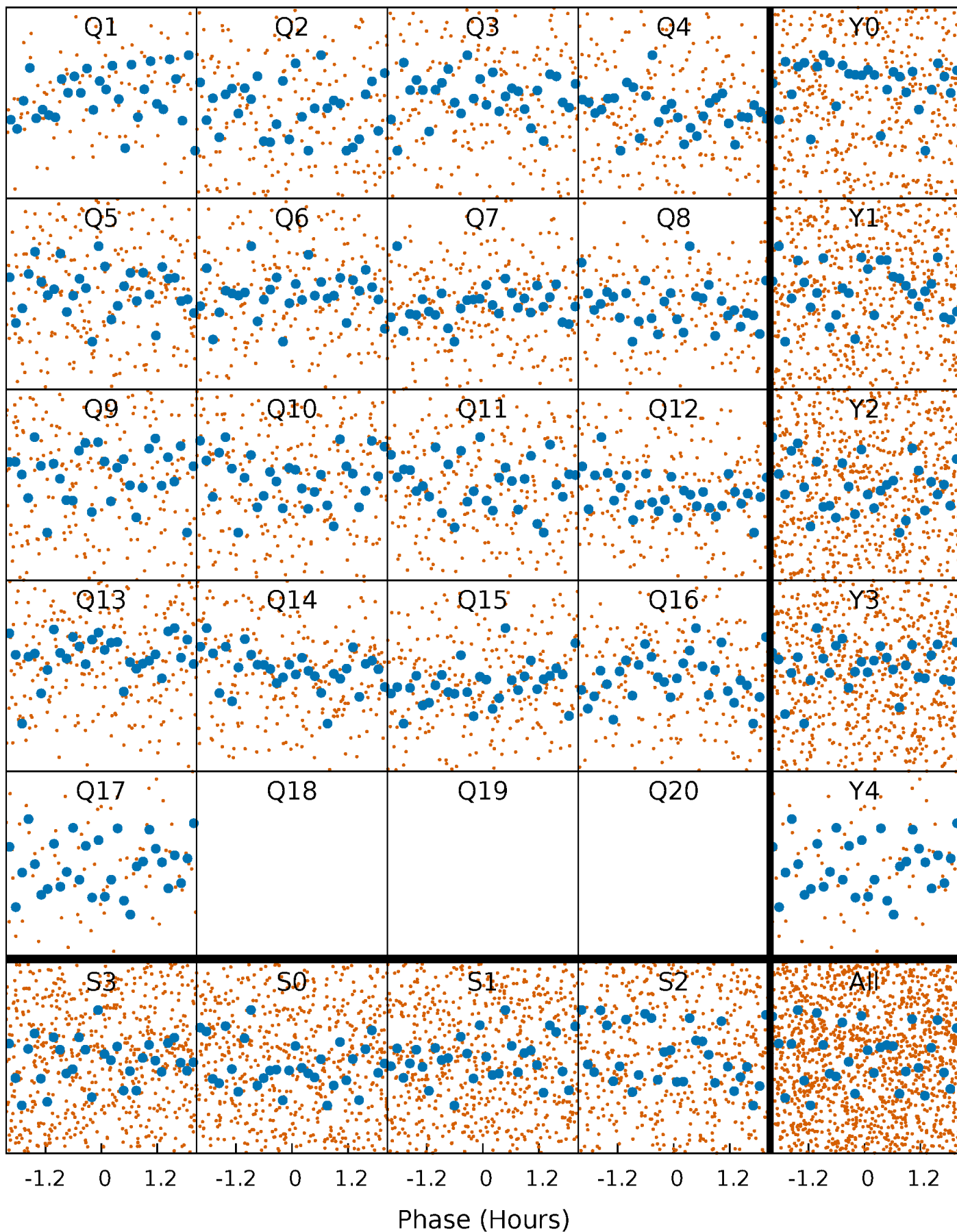


Planet 2 : Phased Whitened Flux Time Series (Fit Epoch/Period)



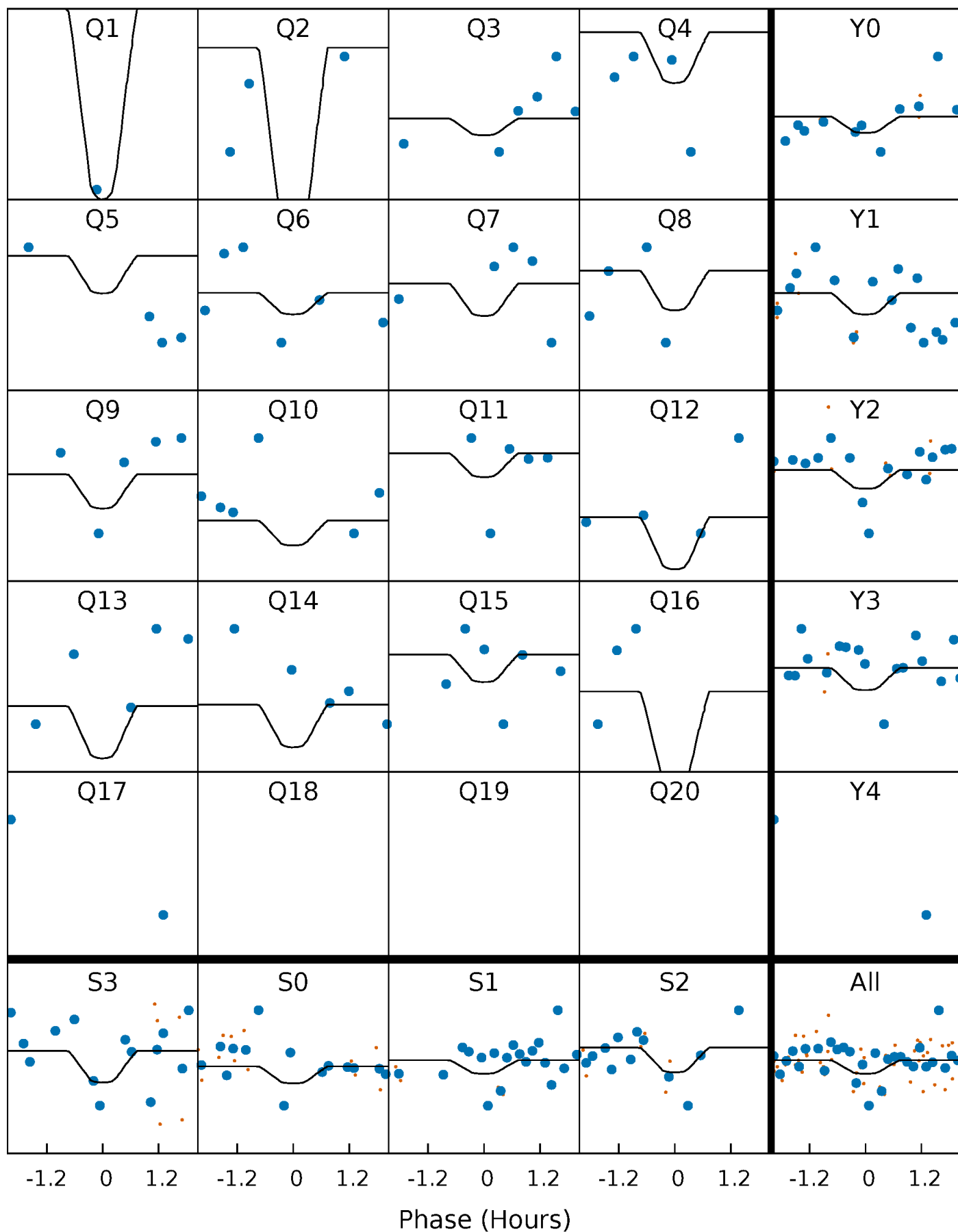
PDC Quarter-Phased Transit Curves

TCE 007533425-02 P= 2.846322 Days $T_0=134.342177$ (BKJD)



DV Quarter-Phased Transit Curves

TCE 007533425-02 P= 2.846322 Days $T_0=134.342177$ (BKJD)

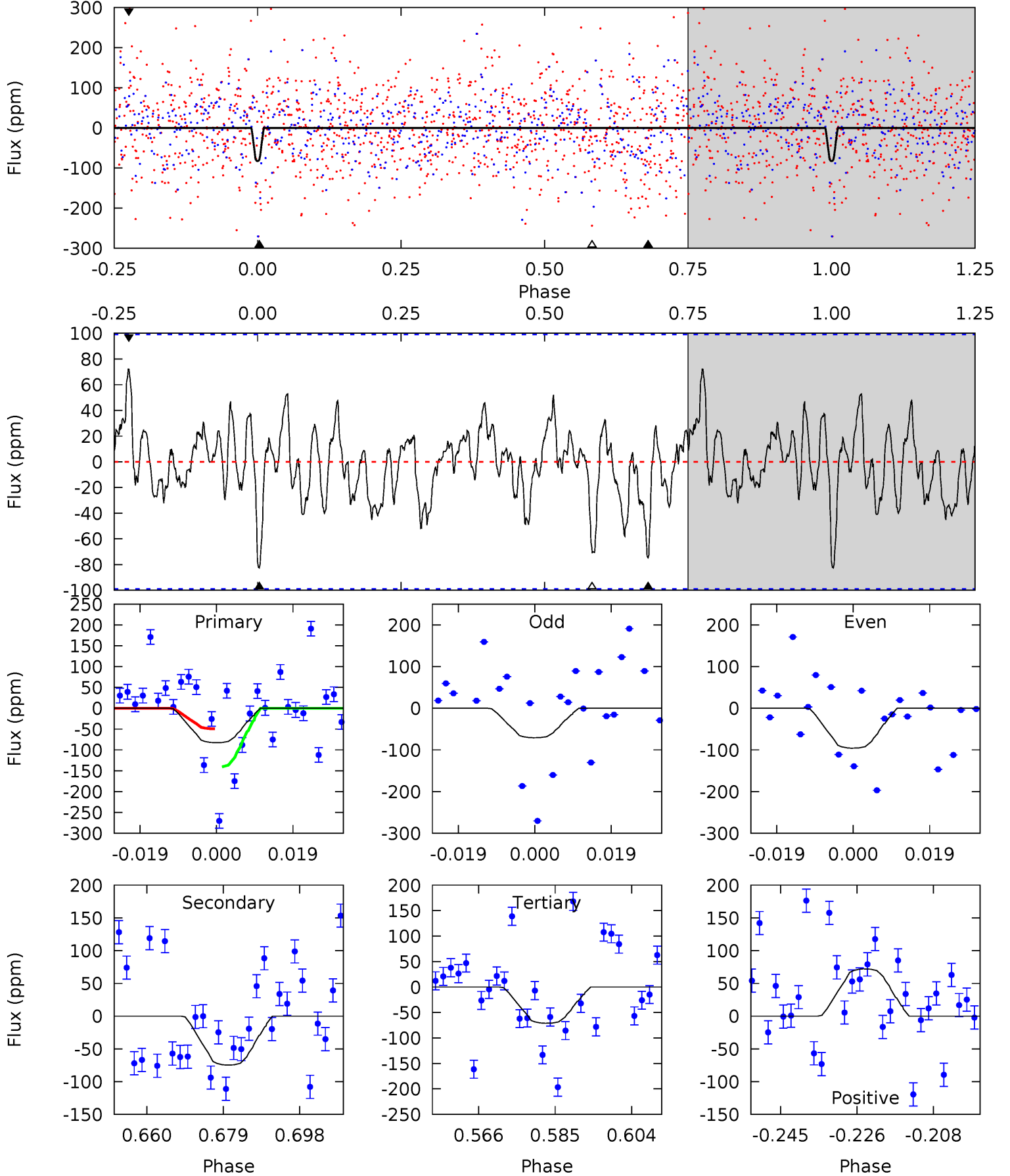


This plot does not exist for this TCE.

DV Model-Shift Uniqueness Test

007533425-02, P = 2.846322 Days, E = 131.495855 Days

Pri	Sec	Ter	Pos	FA ₁	FA ₂	F _{Red}	Pri-Ter	Pri-Pos	Sec-Ter	Sec-Pos	Odd-Evn	DMM	Shape	TAT
4.09	3.70	3.52	3.57	4.90	2.35	1.17	0.57	0.52	0.18	0.13	0.64	0	0.47	2.26



Alt Model-Shift Uniqueness Test

This plot does not exist for this TCE.

Stellar Parameters For KIC 007533425

	$T_{\text{eff}}(K)$	$\log(g)$	[Fe/H]	R (R_{\odot})	M (M_{\odot})	p_{\star} ($\text{g}\cdot\text{cm}^{-3}$)
	7987^{+221}_{-331}	$4.054^{+0.165}_{-0.150}$	$0.070^{+0.250}_{-0.450}$	$2.129^{+0.448}_{-0.498}$	$1.870^{+0.156}_{-0.337}$	$0.273^{+0.245}_{-0.111}$
	+3%/-4%	+4%/-4%	+357%/-643%	+21%/-23%	+8%/-18%	+90%/-41%
Source	KIC0	KIC0	KIC0	DSEP		

KIC = Kepler Input Catalog; PHO = Photometry; SPE = Spectroscopy; AST = Asteroseismology
 TRA = Transits; DESP = Dartmouth Models; MULT = Multiple Models

Secondary Eclipse Parameters for KIC 007533425-02 / KOI

Detrend	Depth (ppm)	R_p (R_{\oplus})	T_{max} (K)	T_{obs} (K)	A_{obs}
DV	-75 ± 20	$9.25^{+9.75}_{-6.62}$	3254^{+215}_{-237}	3689^{+3050}_{-6248}	$1.018^{+13.035}_{-0.780}$
Alt.	N/A	N/A	N/A	N/A	N/A

T_{max} = Theoretical Maximum Planetary Temperature

T_{obs} = Observed Planetary Temperature (Assuming $A=0.3$)

A_{obs} = Observed Albedo (Assuming $T=0$)

If a secondary eclipse is present, the system is likely an EB if $T_{\text{obs}} \gg T_{\text{max}}$ AND $A_{\text{obs}} \gg 1.0$

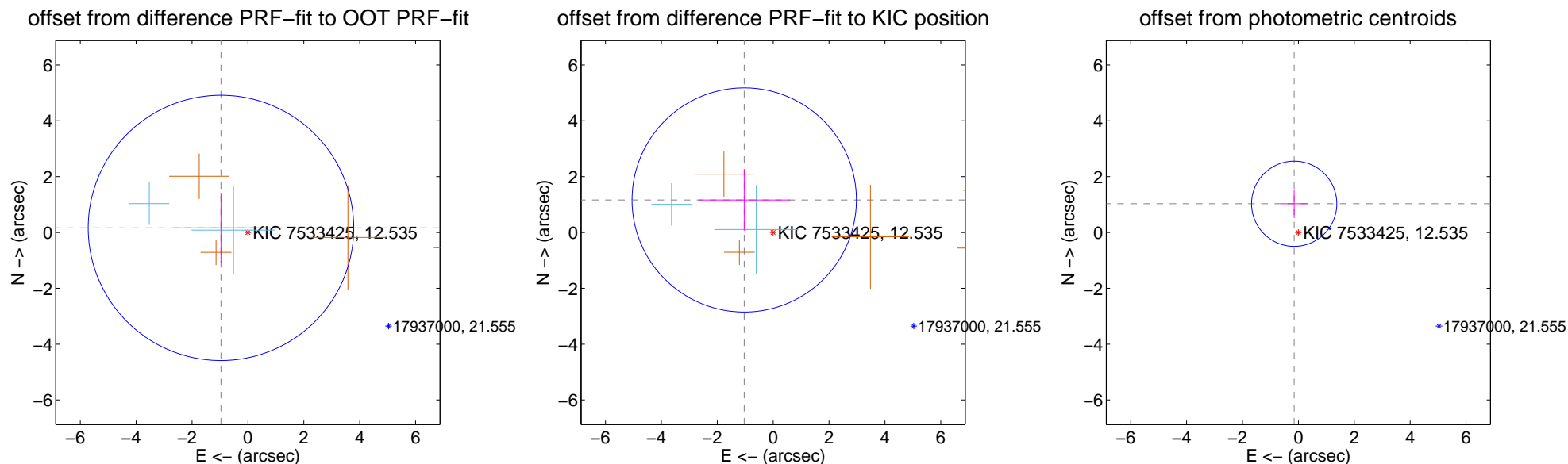
DV Centroid Data

Supplemental centroid analysis for 007533425-02. Kepler magnitude: 12.54. Transit SNR 13.35

There are 2 quarters with good PRF difference image offsets

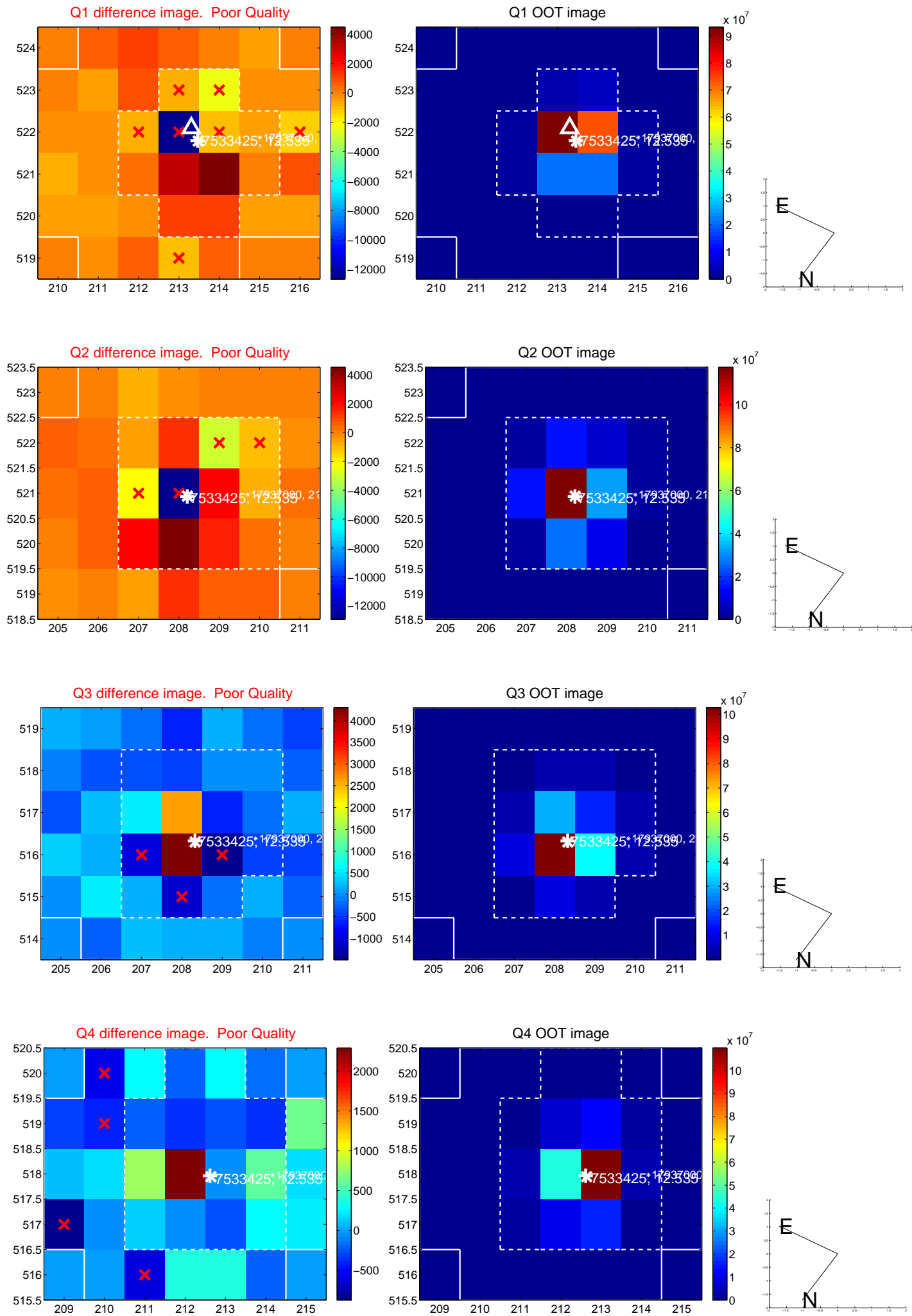
The direct PRF centroid is offset from the target star catalog position by about 0.09 arcsec

	Distance in arcsec	Distance / σ	Δ RA	Δ Dec
PRF-fit source offset from OOT	0.979 ± 1.583	0.62	0.965 ± 1.667	0.164 ± 1.258
PRF-fit source offset from KIC position	1.558 ± 1.338	1.16	1.035 ± 1.638	1.165 ± 1.101
photometric centroid source offset	1.04 ± 0.51	2.04	0.15 ± 0.49	1.03 ± 0.51

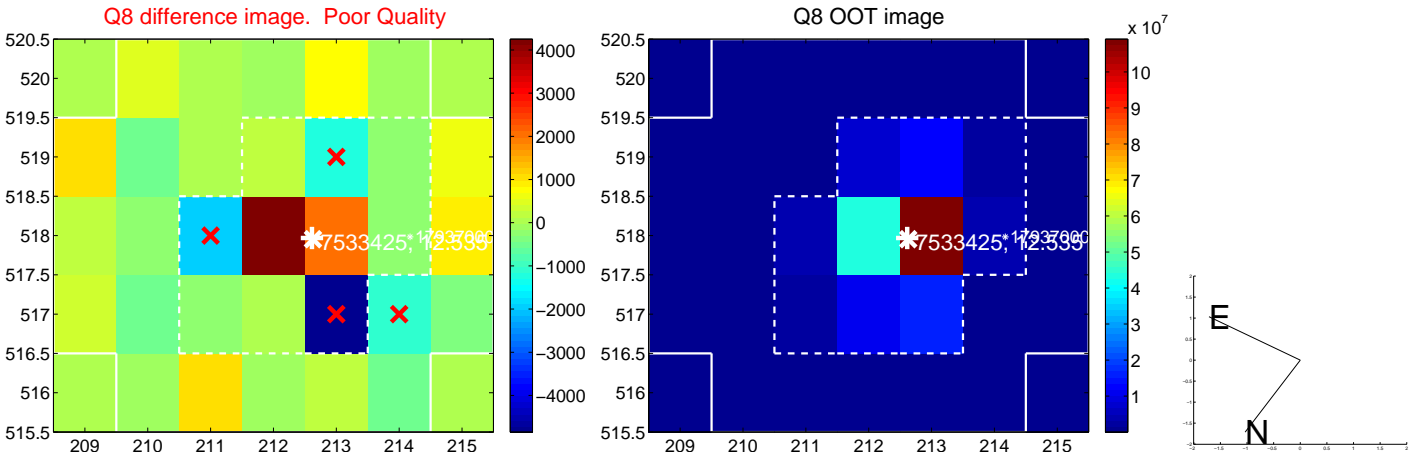
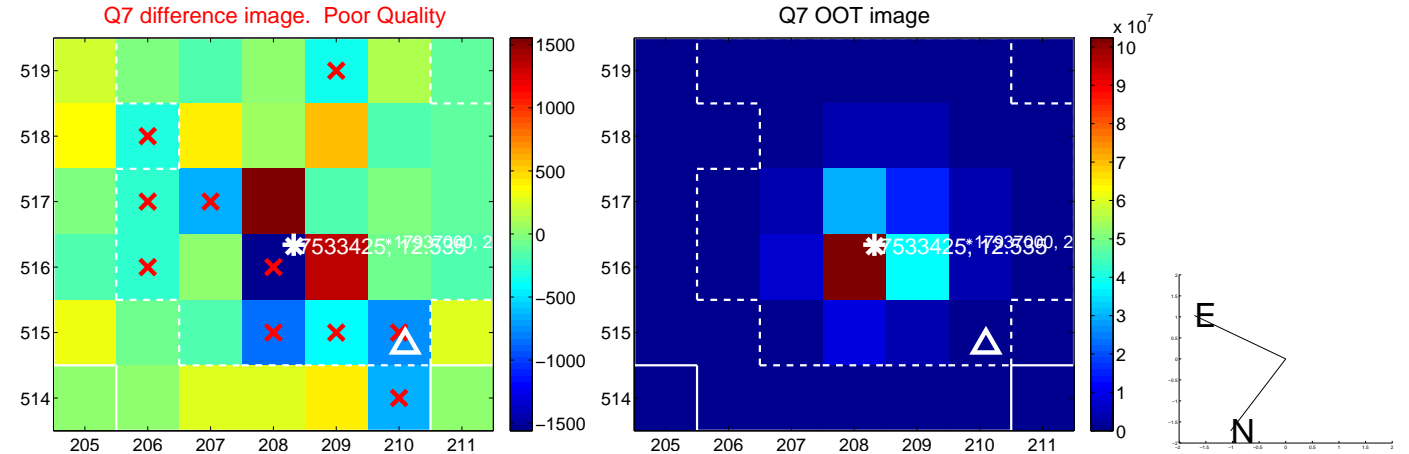
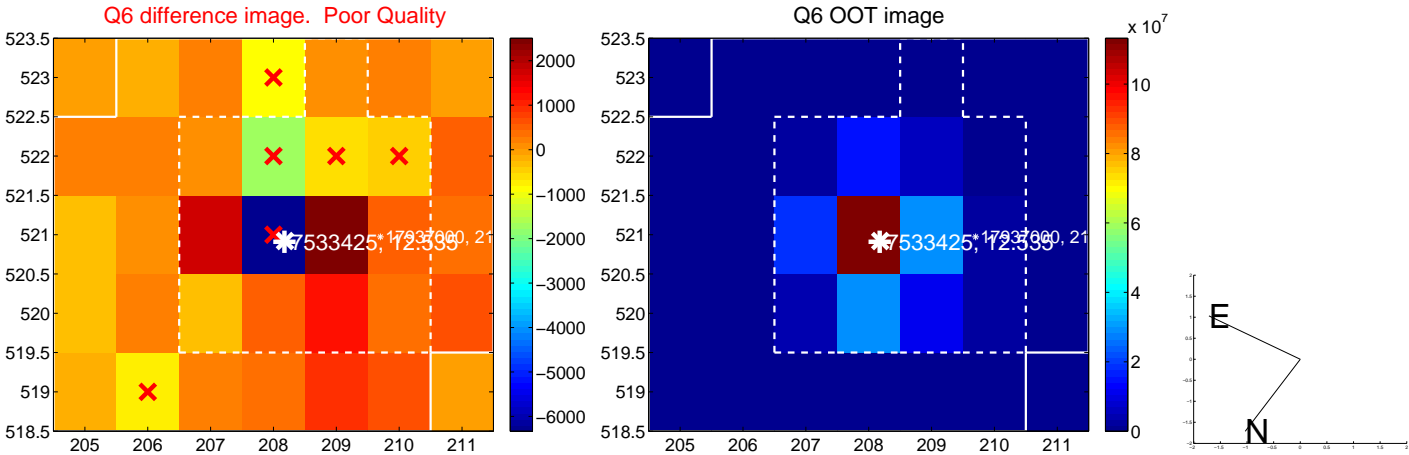
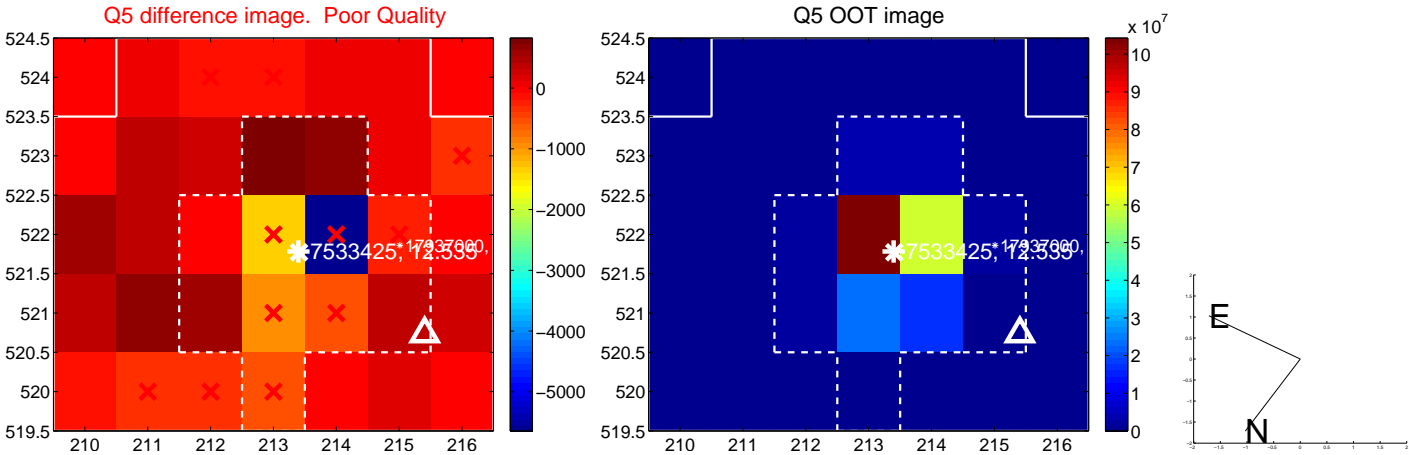


Centroid source offsets from the target star reconstructed from PRF and photometric centroids. Sky blue crosses: good quarterly centroid offsets; Vermillion crosses: bad quarterly centroid offsets; magenta cross: average over quarters. Length of the crosses: one- σ uncertainty. Blue circle: three- σ . Red *: target star. Blue *: Other stars. Text next to a star gives its KIC ID and kepmag. KIC IDs > 15,000,000 are from the UKIRT catalog.

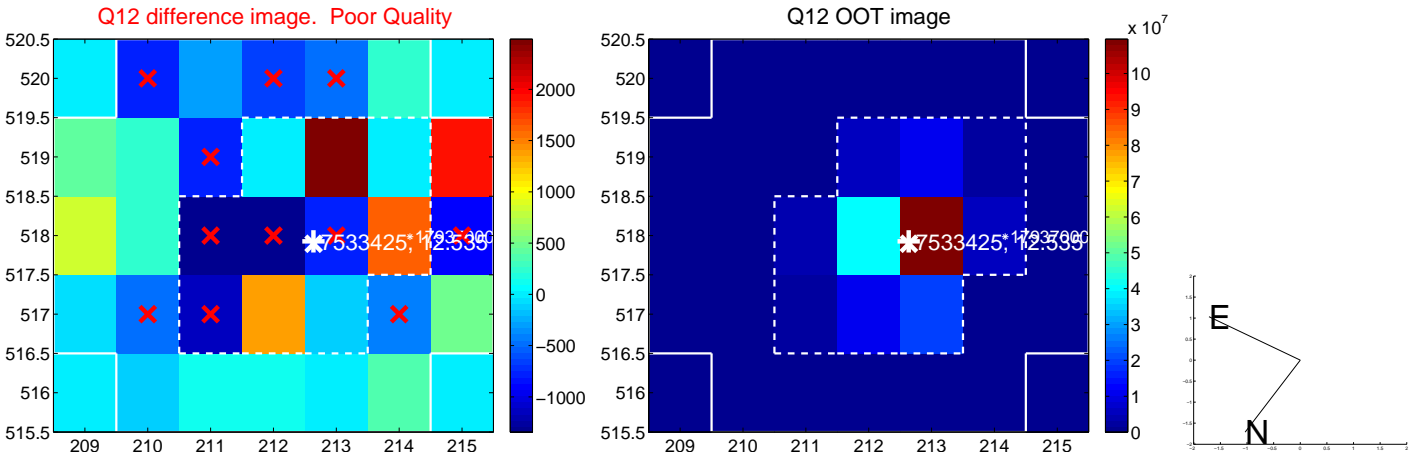
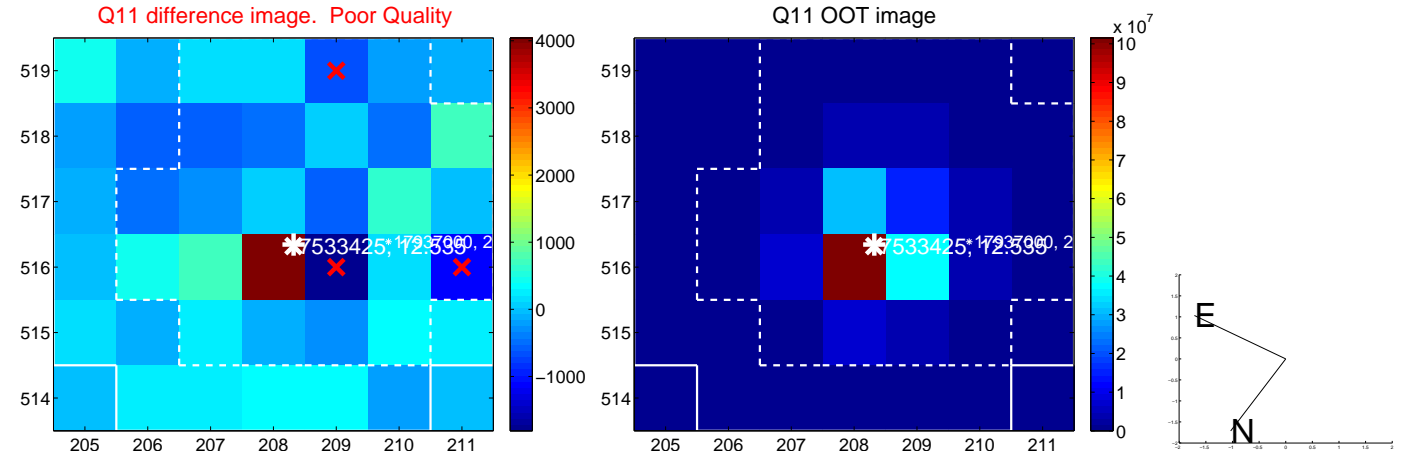
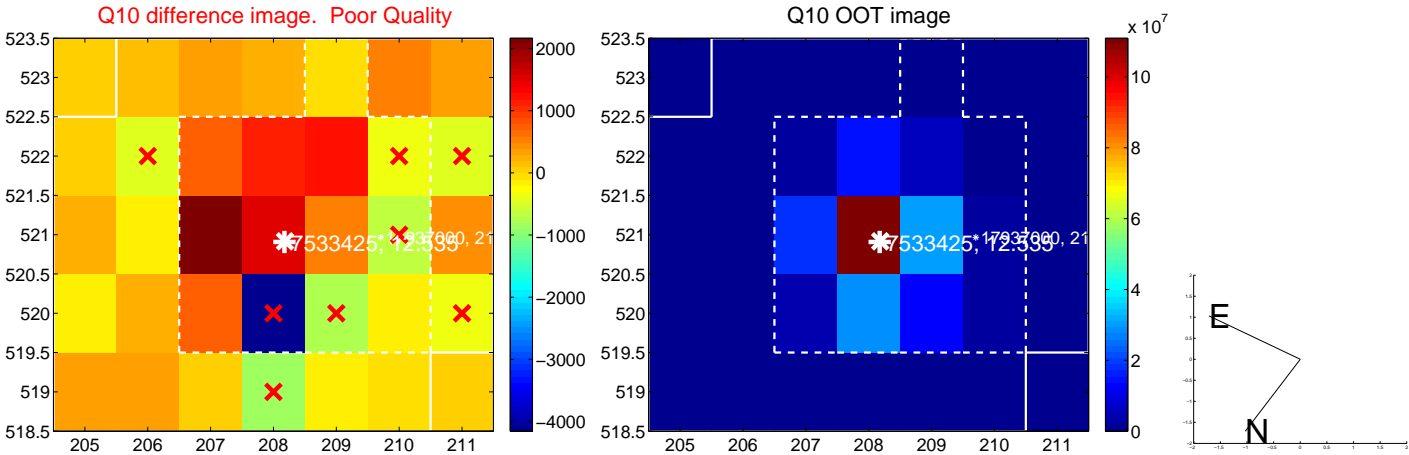
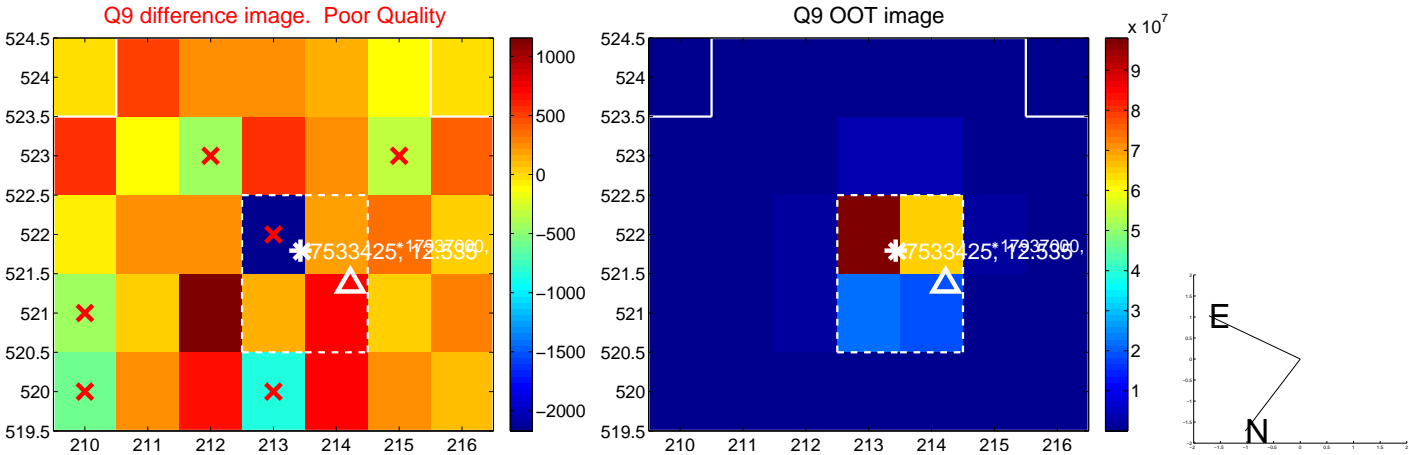
white \times : KIC target position; +: OOT centroid; \triangle : difference centroid. red \times : large negative pixel value.



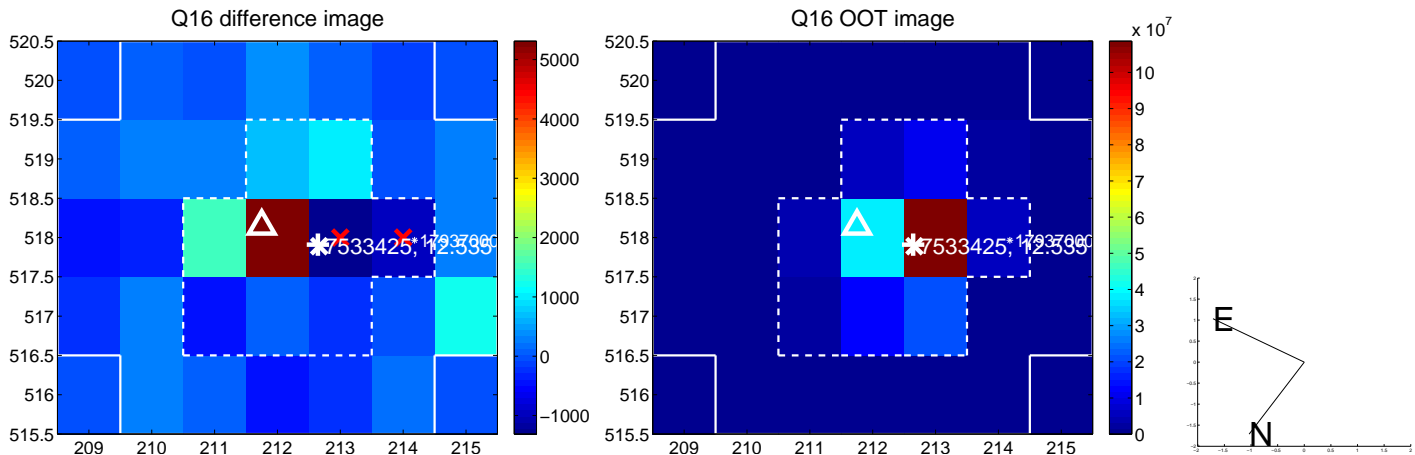
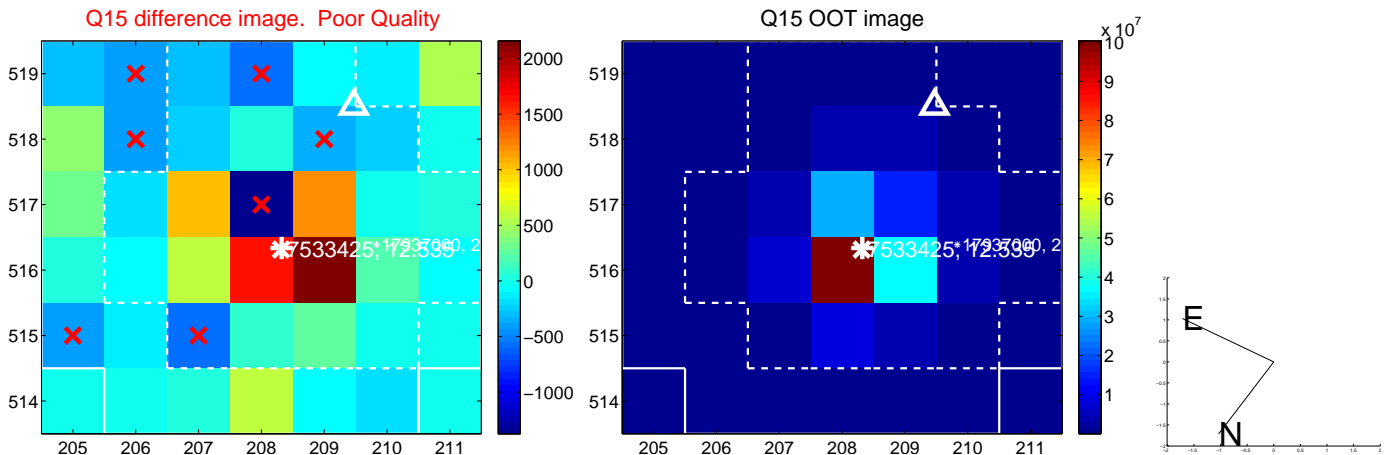
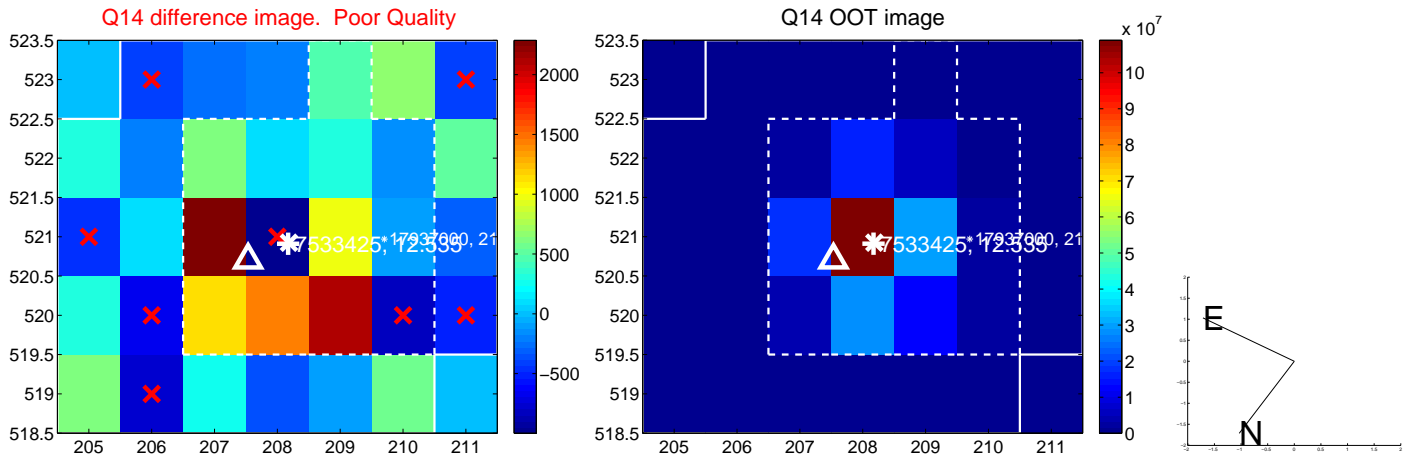
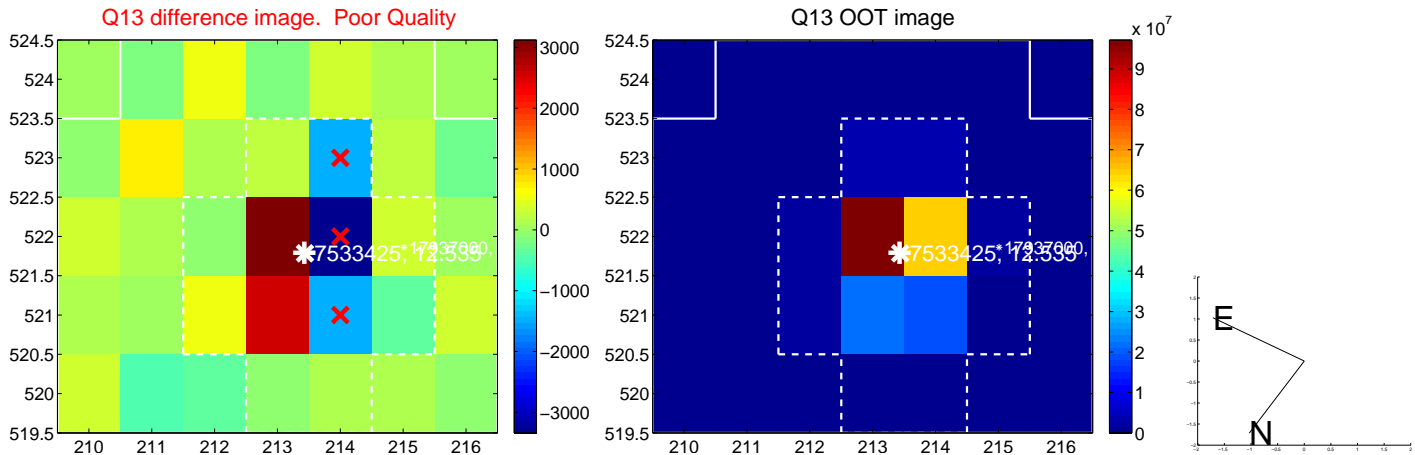
white \times : KIC target position; $+$: OOT centroid; \triangle : difference centroid. red \times : large negative pixel value.



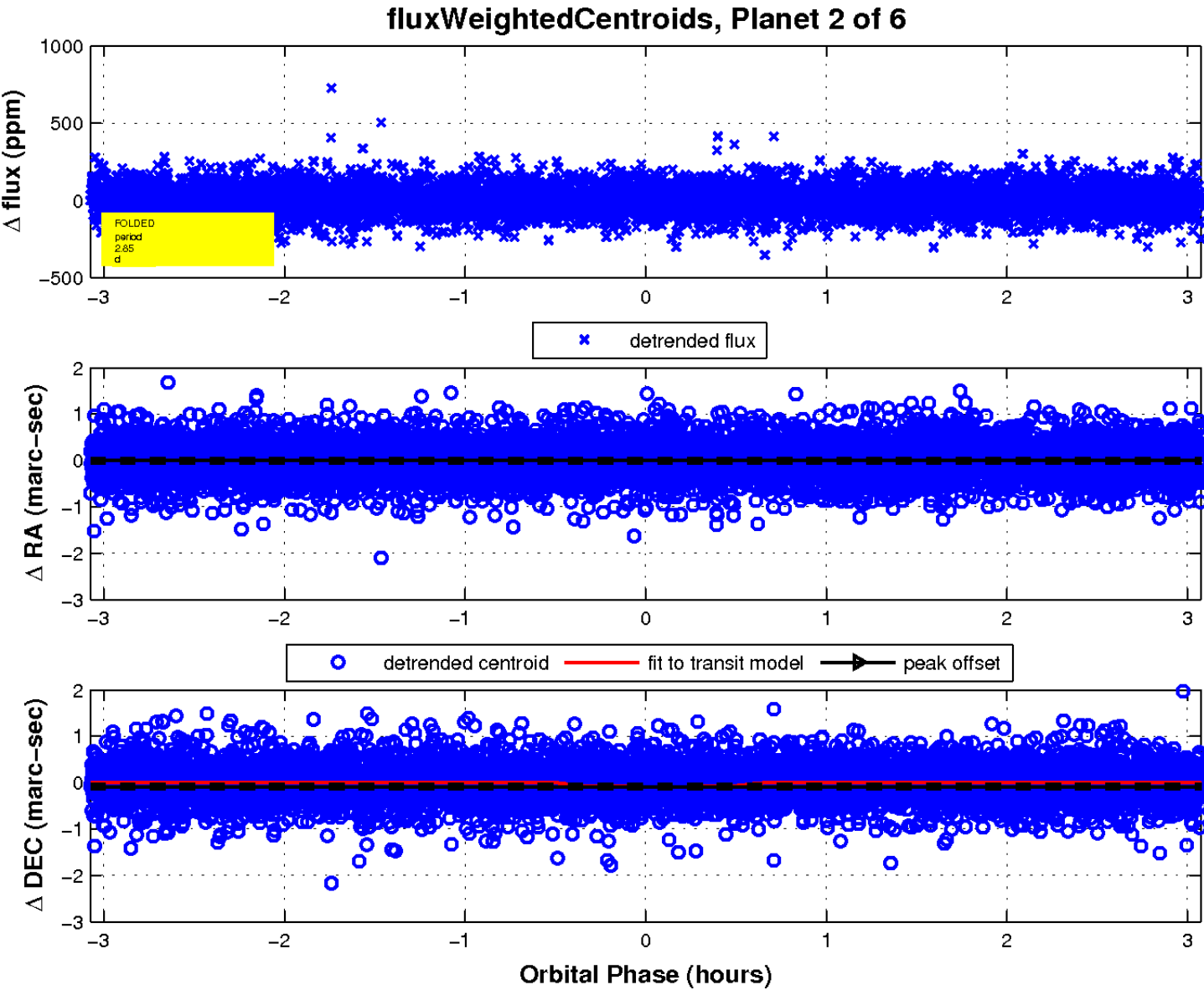
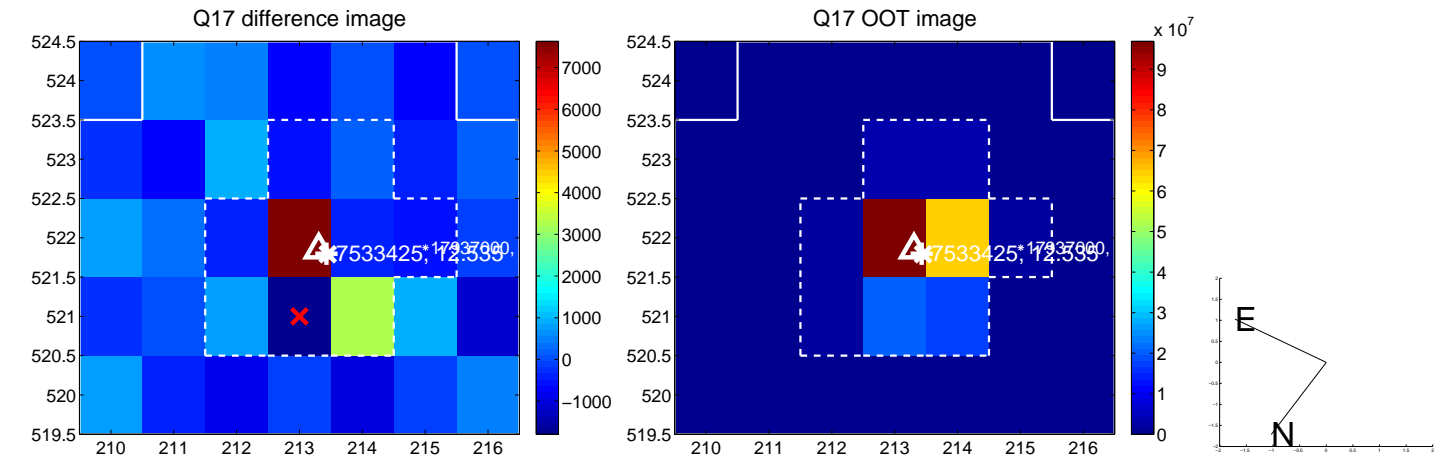
white \times : KIC target position; $+$: OOT centroid; \triangle : difference centroid. red \times : large negative pixel value.



white \times : KIC target position; $+$: OOT centroid; \triangle : difference centroid. red \times : large negative pixel value.

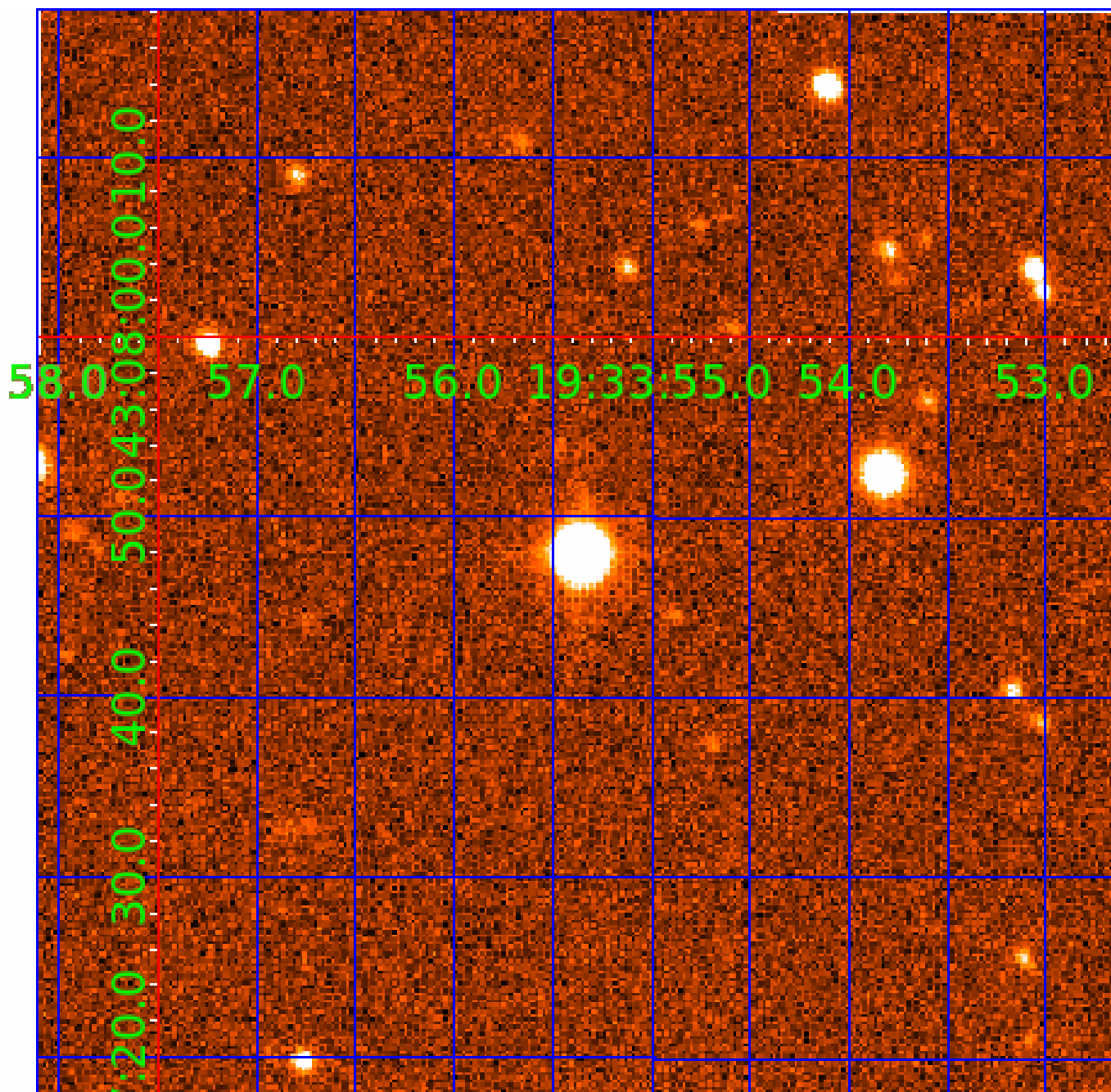


white \times : KIC target position; $+$: OOT centroid; \triangle : difference centroid. red \times : large negative pixel value.



UKIRT Image

Declination



KIC 007533425

Q1-17 DR25 TCE Parameters

TCE	Run Type	KOI?	Period (Days)	Epoch (BKJD)	Depth (ppm)	Duration (Hours)	MES	SNR	R_{\star} (R_{\odot})	T_{\star} (K)	R_p (R_{\oplus})	S_p (S_{\oplus})
007533425-01	OBS	No	0.524711	131.577371	5.2	3.953	8.8	6.1	2.13	7987	0.50	67089.13
007533425-02	OBS	No	2.846322	134.342177	80.7	1.025	17.6	13.4	2.13	7987	1.96	7038.84
007533425-03	OBS	No	4.139079	133.913267	38.9	1.844	12.3	7.3	2.13	7987	1.38	4272.43
007533425-04	OBS	No	2.926024	131.913420	74.5	1.034	15.9	12.6	2.13	7987	1.92	6784.36
007533425-05	OBS	No	35.153150	135.582870	518.0	1.500	13.6	-1.0	2.13	7987	4.92	246.56
007533425-06	OBS	No	24.692091	148.051623	393.5	1.500	13.5	-1.0	2.13	7987	4.29	394.88

Robovetter Results

TCE	Run Type	Disp	Score	N	S	C	E	Comments
007533425-01	OBS	FP	0.00	1	0	0	0	LPP_DV—LPP_ALT—CENT_FEW_MEAS
007533425-02	OBS	FP	0.00	1	0	0	0	INDIV_TRANS_RUBBLE—TRANS_GAPPED—LPP_DV—MOD_NONUNIQ_DV—CENT_FEW_MEAS
007533425-03	OBS	FP	0.00	1	0	0	0	INDIV_TRANS_RUBBLE—TRANS_GAPPED—LPP_DV—MOD_NONUNIQ_DV—MOD_TER_DV
007533425-04	OBS	FP	0.00	1	0	0	0	INDIV_TRANS_RUBBLE—TRANS_GAPPED—LPP_DV—MOD_NONUNIQ_DV
007533425-05	OBS	FP	0.00	1	0	0	0	INDIV_TRANS_RUBBLE—TRANS_GAPPED—LPP_DV—NO_FITS—CENT_NOFITS
007533425-06	OBS	FP	0.00	1	0	0	0	INDIV_TRANS_RUBBLE—TRANS_GAPPED—LPP_DV—NO_FITS—CENT_NOFITS

Notes: OBS = Observed. INJ = Injected. INV = Inverted. SCR = Scrambled.

N = Not Transit-Like. S = Stellar Eclipse. C = Centroid Offset. E = Ephemeris Match.

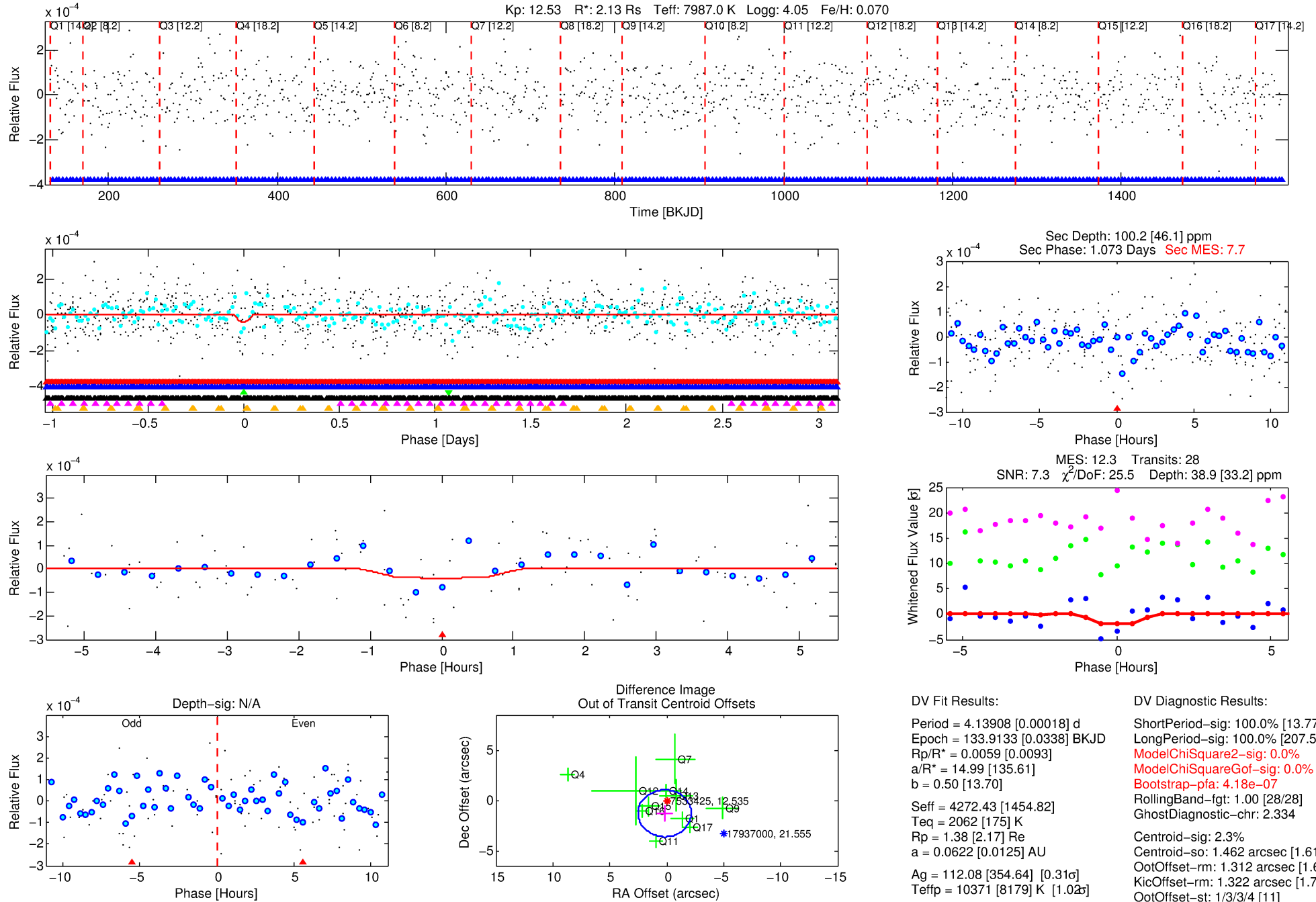
See http://exoplanetarchive.ipac.caltech.edu/docs/API_kepcandidate_columns.html#proj_disp_col for comment definitions.

Ephemeris Match Information For 007533425-03

No Significant Match Found

DV One-Page Summary

KIC: 7533425 Candidate: 3 of 6 Period: 4.139 d



DV Fit Results:

Period = 4.13908 [0.00018] d
 Epoch = 133.9133 [0.0338] BKJD
 Rp/R* = 0.0059 [0.0093]
 a/R* = 14.99 [135.61]
 b = 0.50 [13.70]
 Seff = 4272.43 [1454.82]
 Teq = 2062 [175] K
 Rp = 1.38 [2.17] Re
 a = 0.0622 [0.0125] AU
 Ag = 112.08 [354.64] [0.31σ]
 Teffp = 10371 [8179] K [1.02σ]

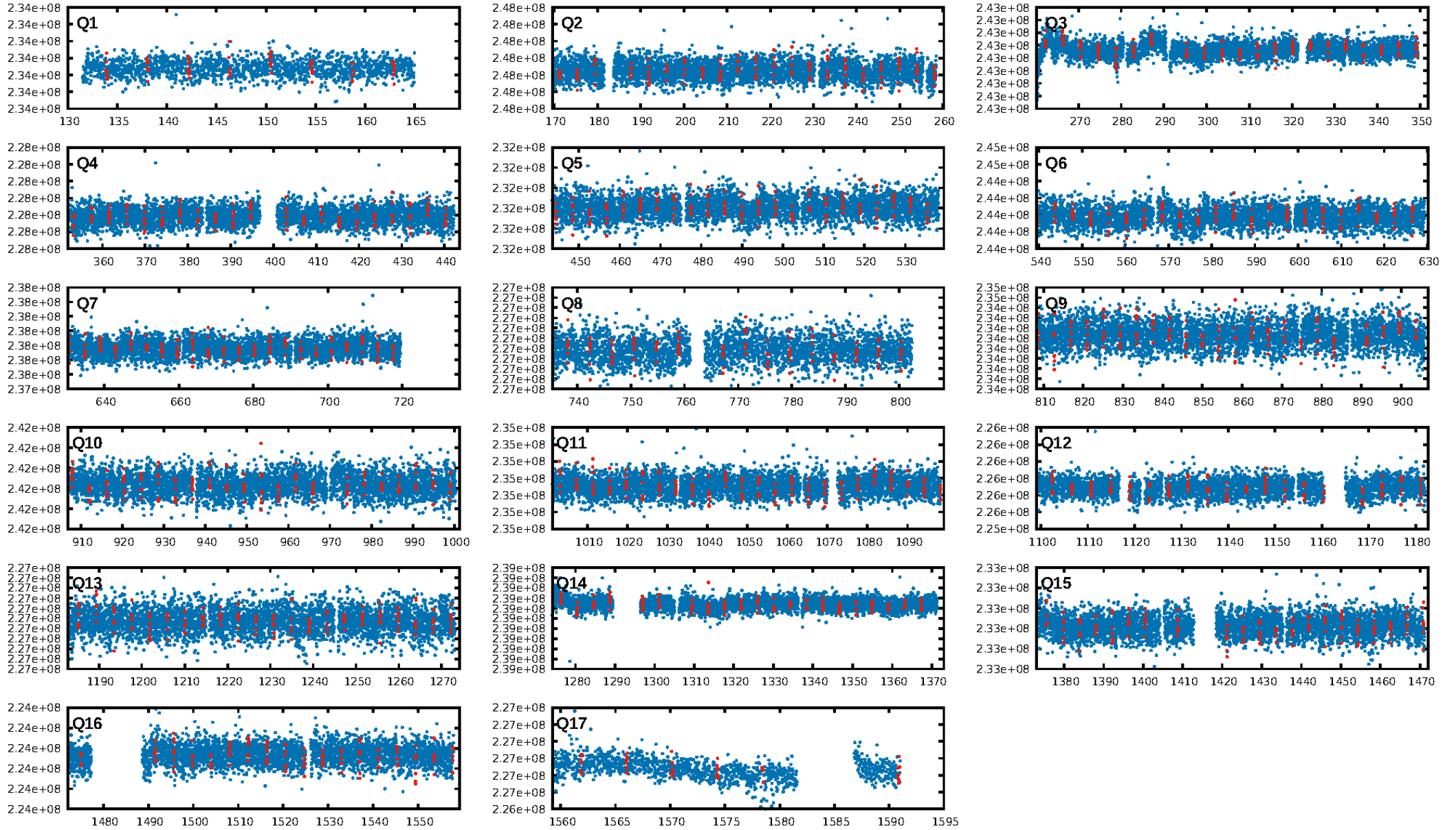
DV Diagnostic Results:

ShortPeriod-sig: 100.0% [13.77σ]
 LongPeriod-sig: 100.0% [207.54σ]
 ModelChiSquare2-sig: 0.0%
 ModelChiSquareGof-sig: 0.0%
 Bootstrap-pfa: 4.18e-07
 RollingBand-fgt: 1.00 [28/28]
 GhostDiagnostic-chr: 2.334
 Centroid-sig: 2.3%
 Centroid-so: 1.462 arcsec [1.61σ]
 OutOffset-rm: 1.312 arcsec [1.69σ]
 OutOffset-st: 1/3/3/4 [11]
 KicOffset-rm: 1.322 arcsec [1.71σ]
 KicOffset-st: 1/3/3/4 [11]
 DiffImageQuality-fgm: 0.27 [3/11]
 DiffImageOverlap-fno: 0.00 [0/17]

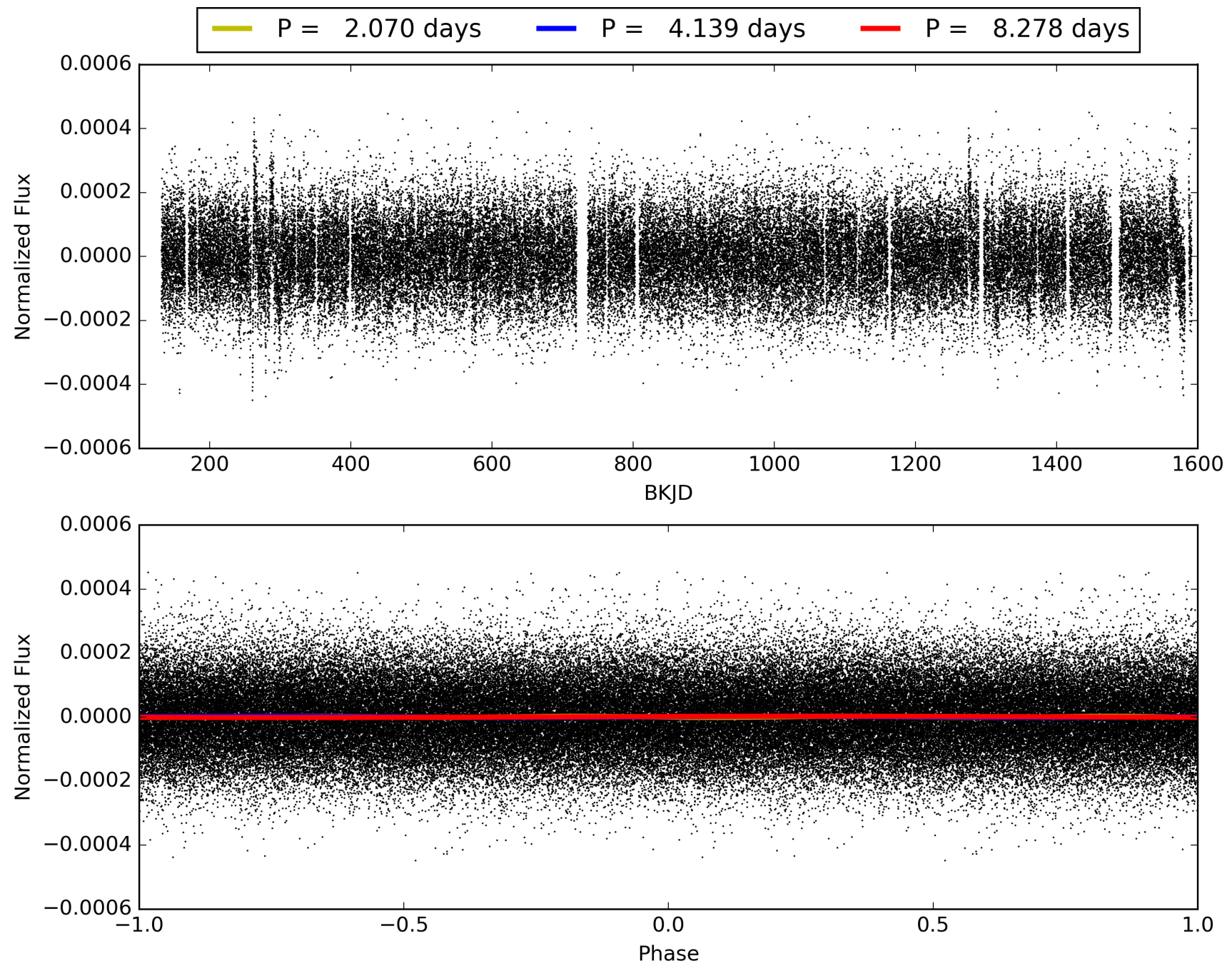
Software Revision: svn+ssh://murzim/repo/soc/tags/release/9.3.42@60958 -- Date Generated: 01-Feb-2016 02:20:13 Z

This Data Validation Report Summary was produced in the Kepler Science Operations Center Pipeline at NASA Ames Research Center

TCE 007533425-03, PDC Light Curves

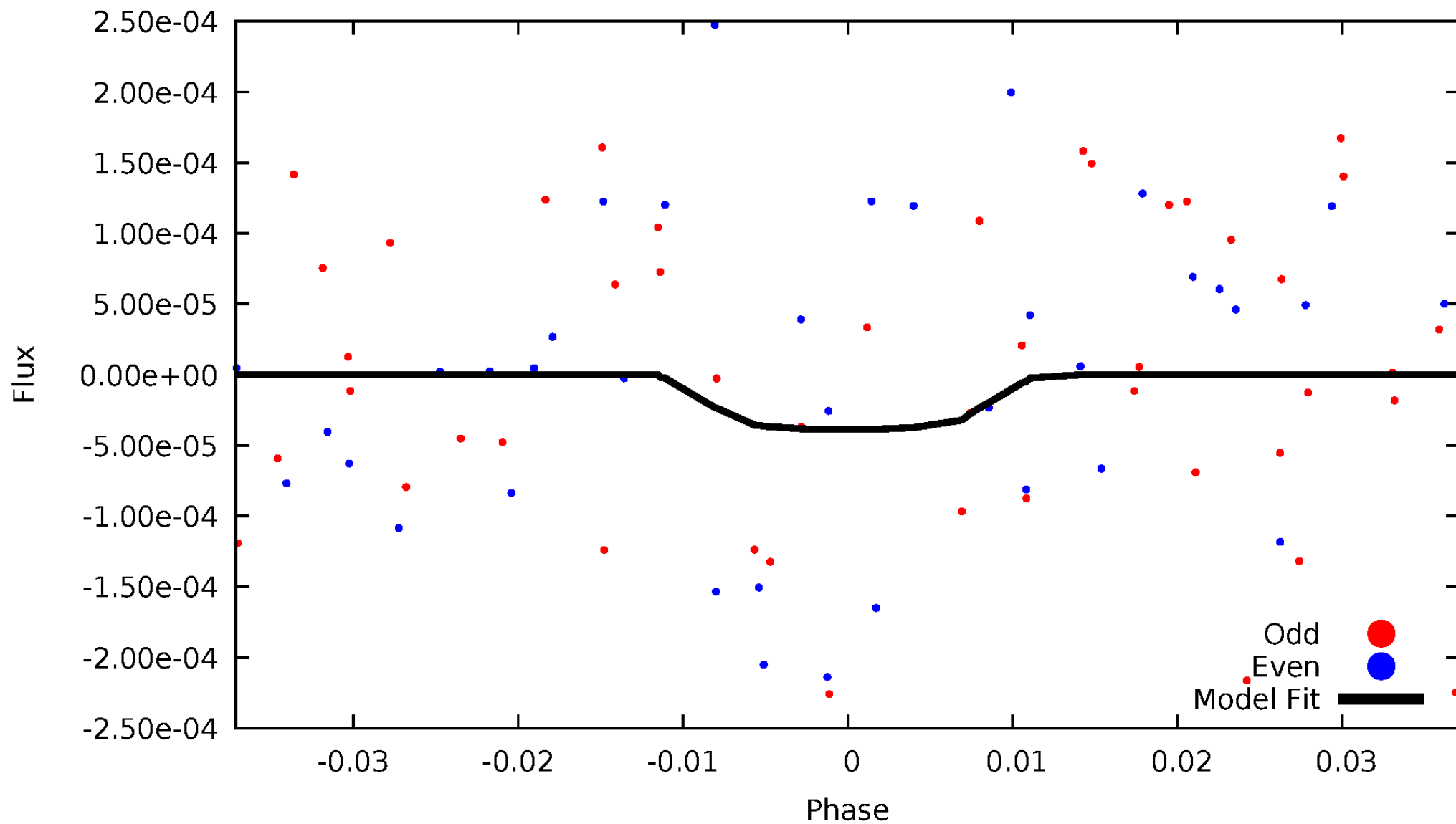


TCE 007533425-03



DV Odd/Even

TCE 007533425-03

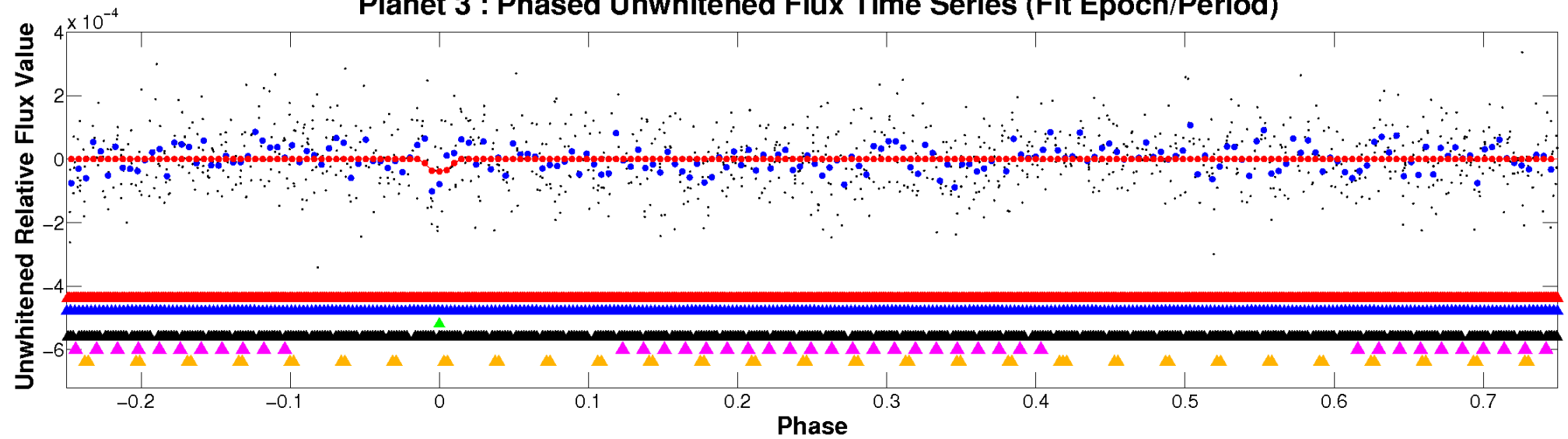


ALT Odd/Even

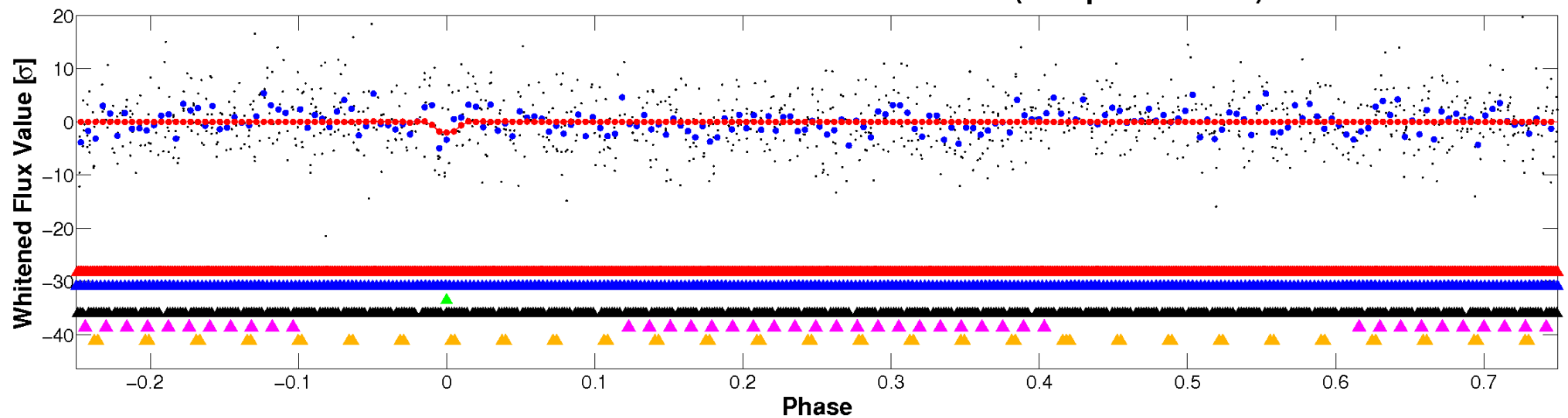
This plot does not exist for this TCE.

Non-Whitened Vs. Whitened Light Curve

Planet 3 : Phased Unwhitened Flux Time Series (Fit Epoch/Period)

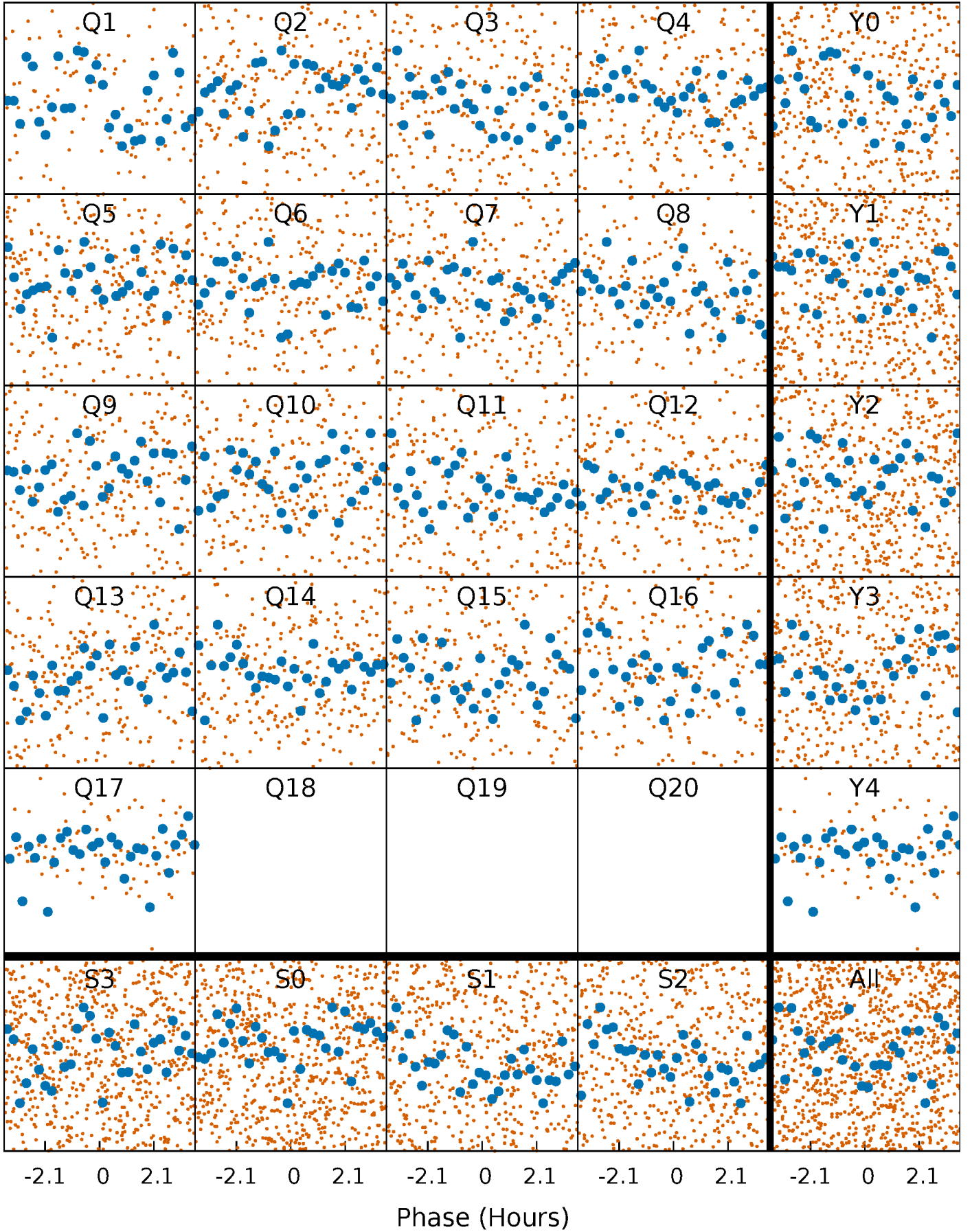


Planet 3 : Phased Whitened Flux Time Series (Fit Epoch/Period)



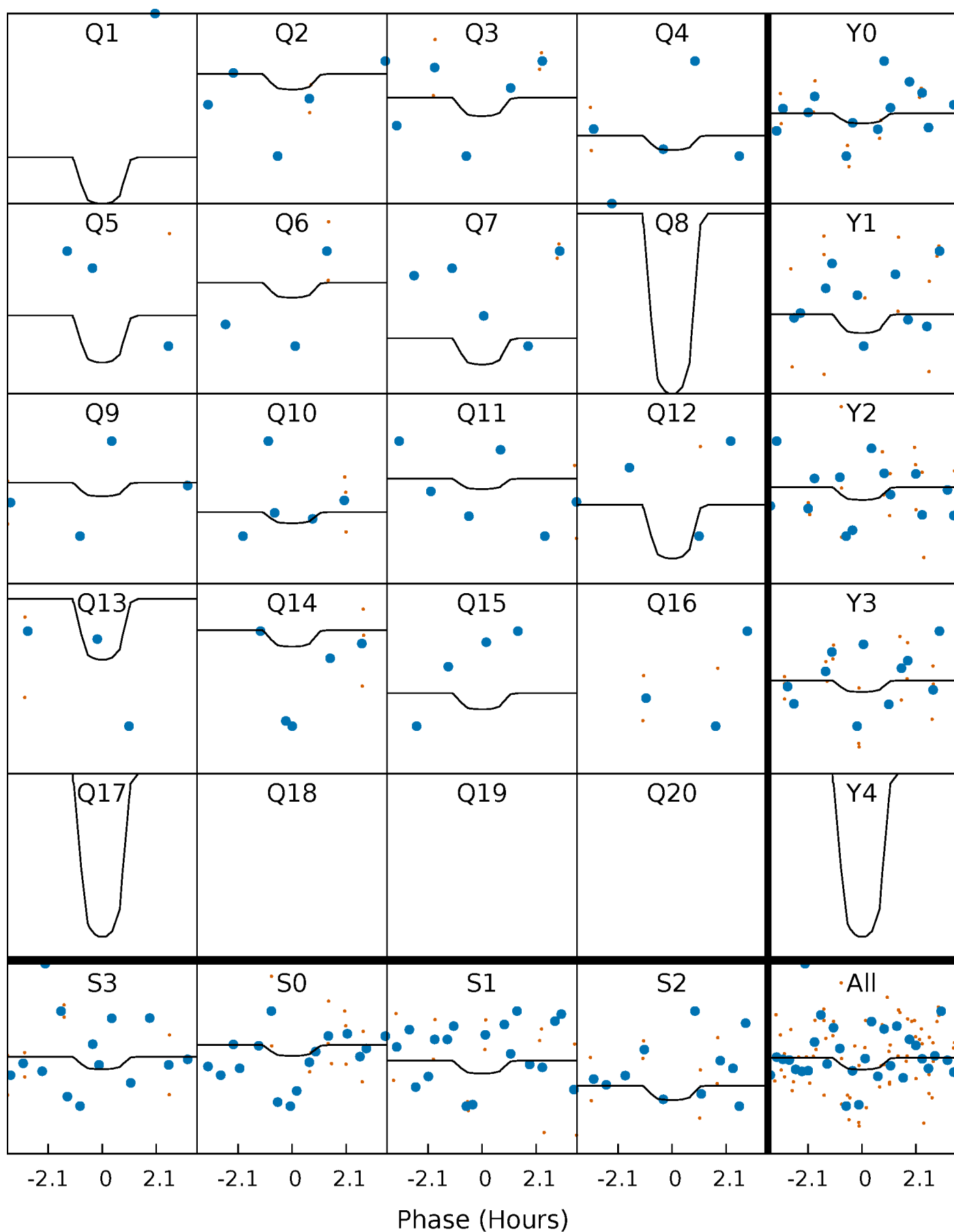
PDC Quarter-Phased Transit Curves

TCE 007533425-03 $P = 4.139079$ Days $T_0 = 133.913267$ (BKJD)



DV Quarter-Phased Transit Curves

TCE 007533425-03 P= 4.139079 Days $T_0=133.913267$ (BKJD)

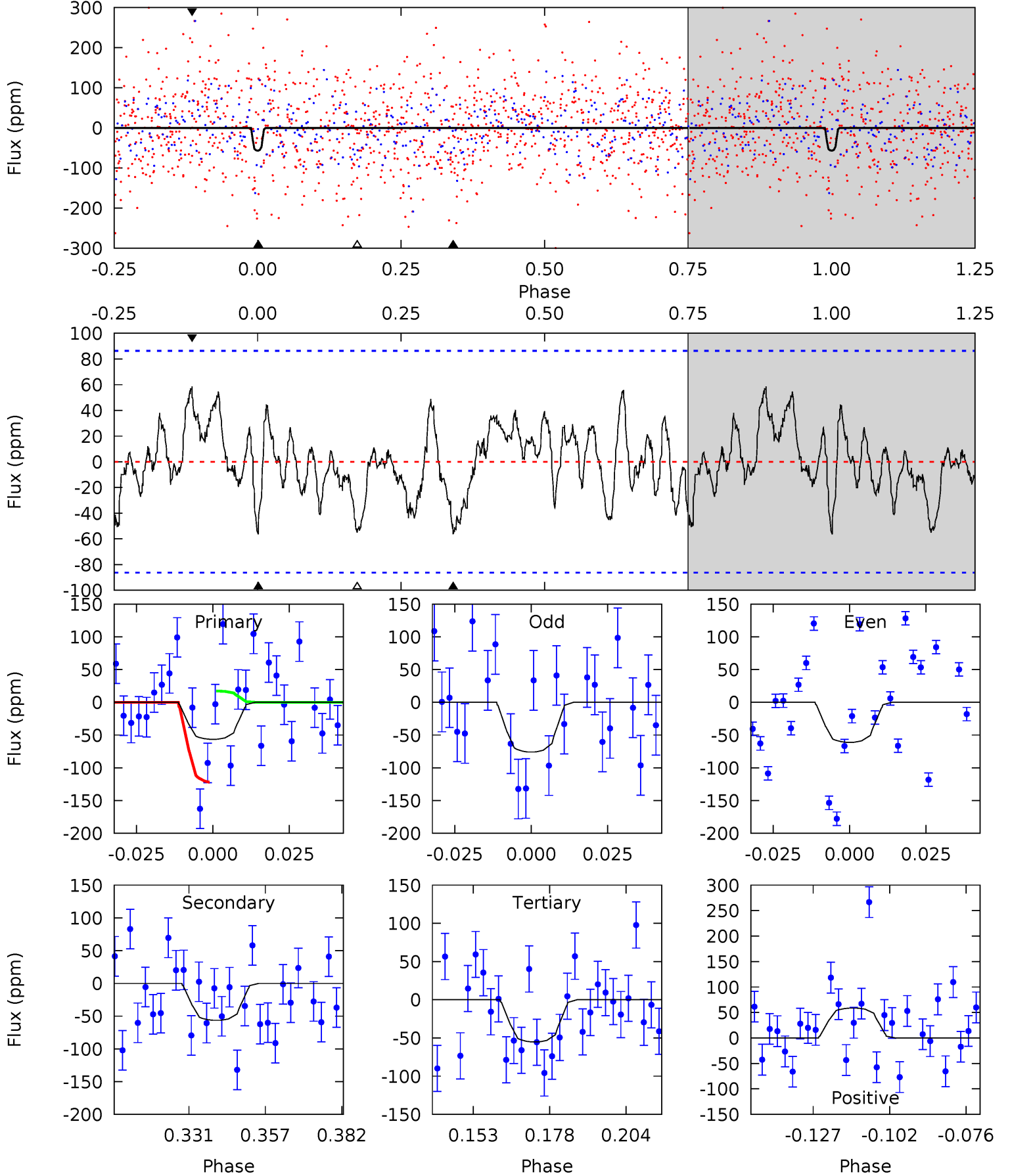


This plot does not exist for this TCE.

DV Model-Shift Uniqueness Test

007533425-03, P = 4.139079 Days, E = 129.774188 Days

Pri	Sec	Ter	Pos	FA ₁	FA ₂	F _{Red}	Pri-Ter	Pri-Pos	Sec-Ter	Sec-Pos	Odd-Evn	DMM	Shape	TAT
3.17	3.16	3.10	3.29	4.84	2.23	1.31	0.07	-0.12	0.07	-0.13	0.41	0	0.51	2.91



Alt Model-Shift Uniqueness Test

This plot does not exist for this TCE.

Stellar Parameters For KIC 007533425

	$T_{\text{eff}}(K)$	$\log(g)$	[Fe/H]	$R (R_{\odot})$	$M(M_{\odot})$	$p_{\star} (\text{g}\cdot\text{cm}^{-3})$
	7987^{+221}_{-331}	$4.054^{+0.165}_{-0.150}$	$0.070^{+0.250}_{-0.450}$	$2.129^{+0.448}_{-0.498}$	$1.870^{+0.156}_{-0.337}$	$0.273^{+0.245}_{-0.111}$
	+3%/-4%	+4%/-4%	+357%/-643%	+21%/-23%	+8%/-18%	+90%/-41%
Source	KIC0	KIC0	KIC0	DSEP		

KIC = Kepler Input Catalog; PHO = Photometry; SPE = Spectroscopy; AST = Asteroseismology
 TRA = Transits; DESP = Dartmouth Models; MULT = Multiple Models

Secondary Eclipse Parameters for KIC 007533425-03 / KOI

Detrend	Depth (ppm)	$R_p (R_{\oplus})$	$T_{max} (K)$	$T_{obs} (K)$	A_{obs}
DV	-56 ± 18	$2.09^{+1.67}_{-1.43}$	2868^{+202}_{-190}	6946^{+9969}_{-1851}	26^{+236}_{-19}
Alt.	N/A	N/A	N/A	N/A	N/A

T_{max} = Theoretical Maximum Planetary Temperature

T_{obs} = Observed Planetary Temperature (Assuming A=0.3)

A_{obs} = Observed Albedo (Assuming T=0)

If a secondary eclipse is present, the system is likely an EB if $T_{obs} \gg T_{max}$ AND $A_{obs} \gg 1.0$

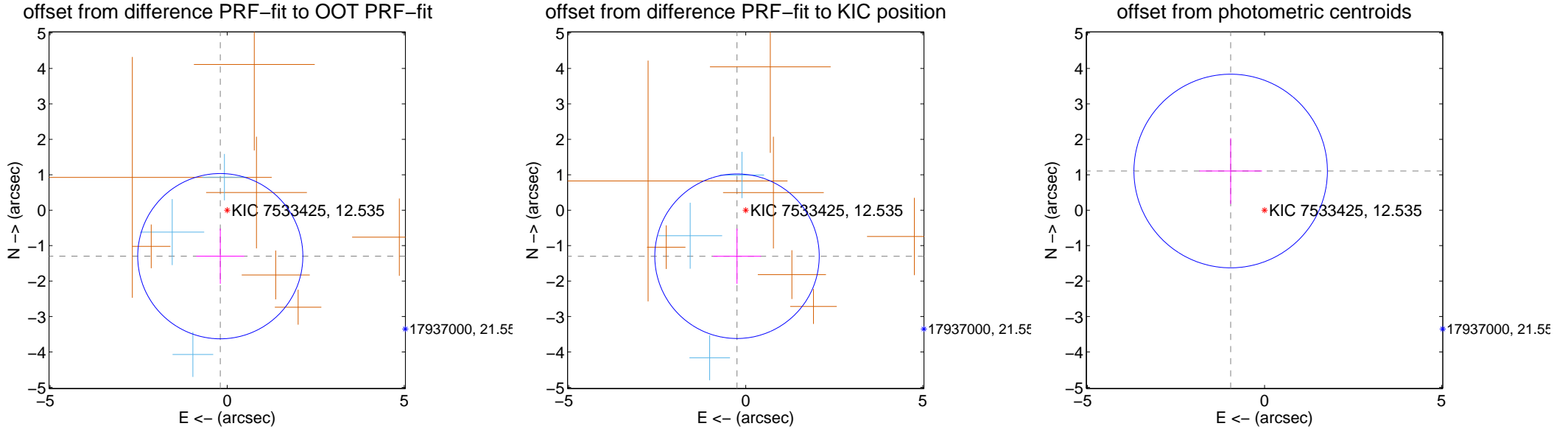
DV Centroid Data

Supplemental centroid analysis for 007533425-03. Kepler magnitude: 12.54. Transit SNR 7.31

There are 3 quarters with good PRF difference image offsets

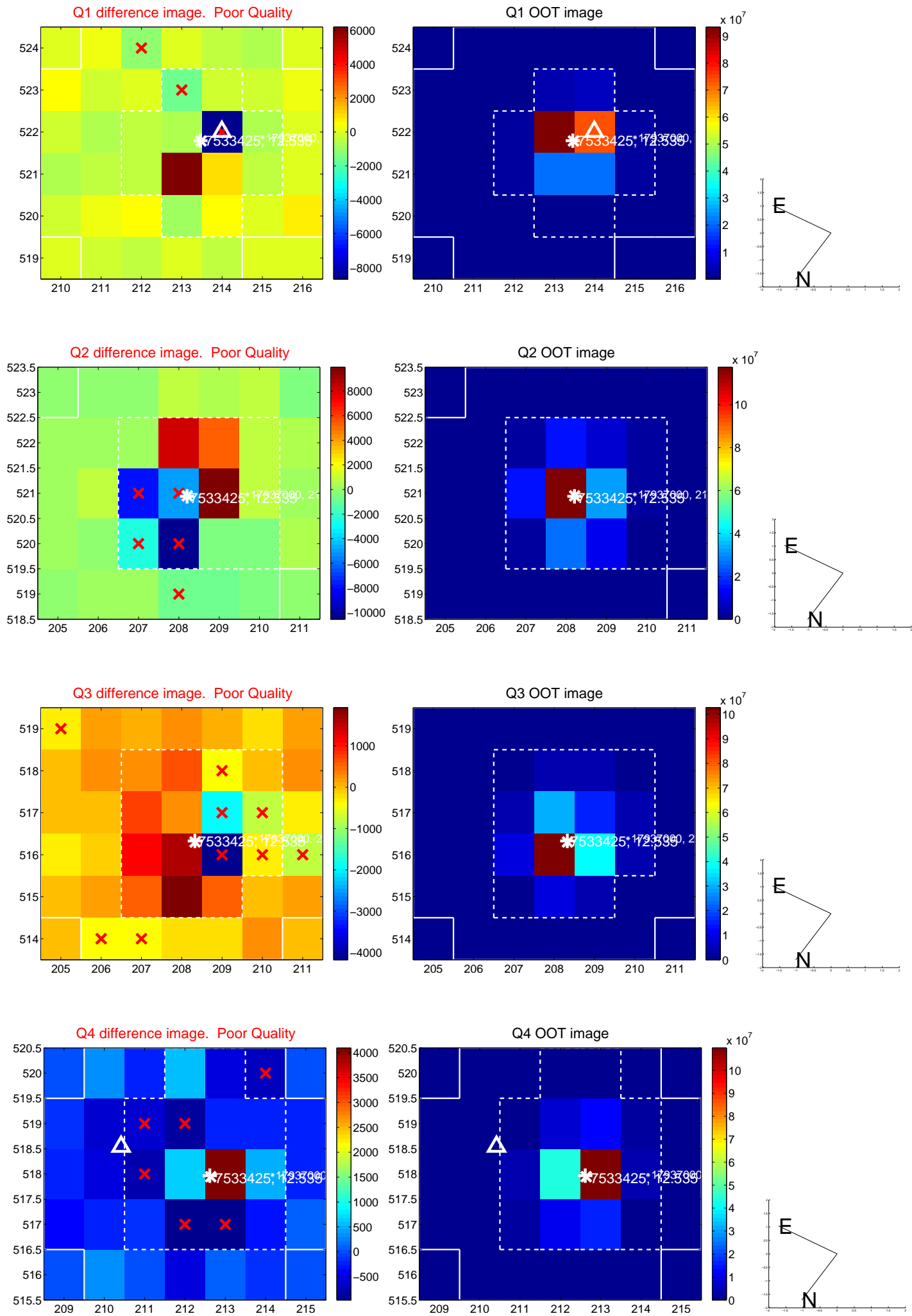
The direct PRF centroid is offset from the target star catalog position by about 0.09 arcsec

	Distance in arcsec	Distance / σ	Δ RA	Δ Dec
PRF-fit source offset from OOT	1.312 ± 0.777	1.69	0.194 ± 0.677	-1.298 ± 0.779
PRF-fit source offset from KIC position	1.322 ± 0.774	1.71	0.246 ± 0.678	-1.299 ± 0.777
photometric centroid source offset	1.46 ± 0.91	1.61	0.96 ± 0.89	1.11 ± 0.93

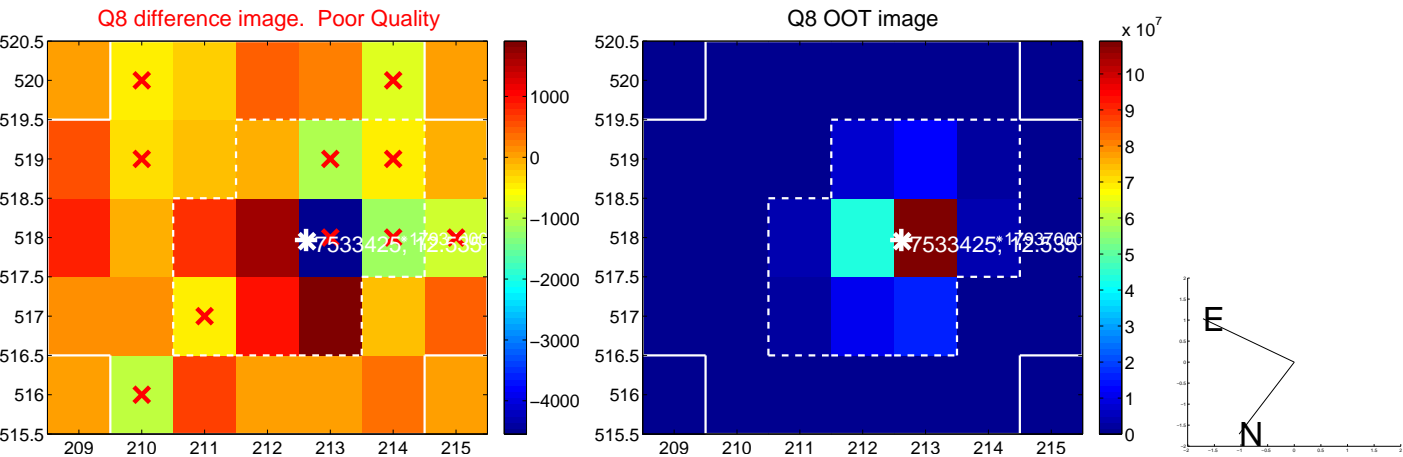
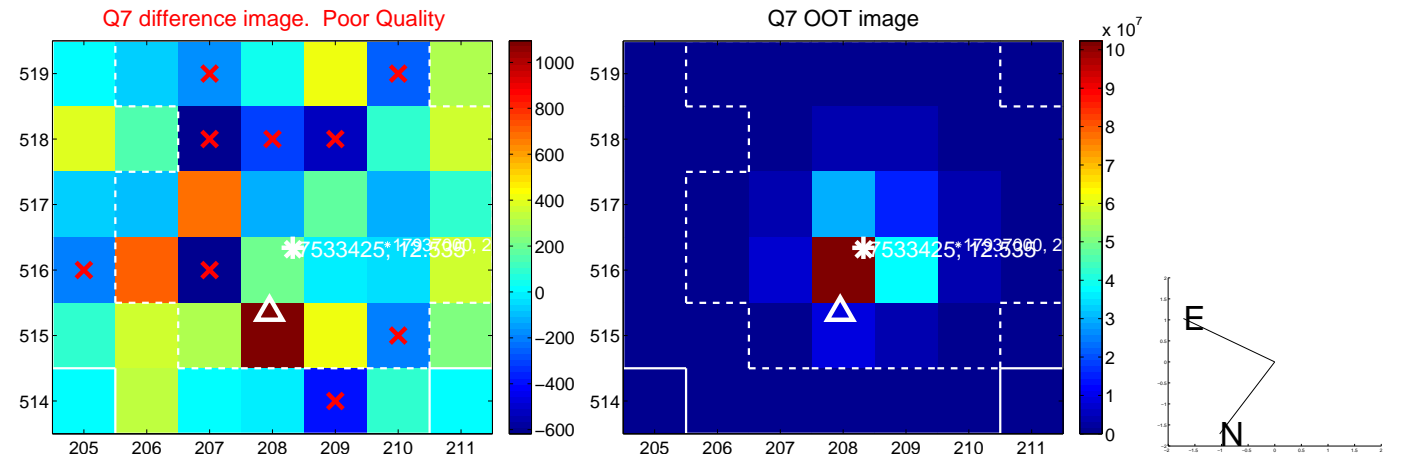
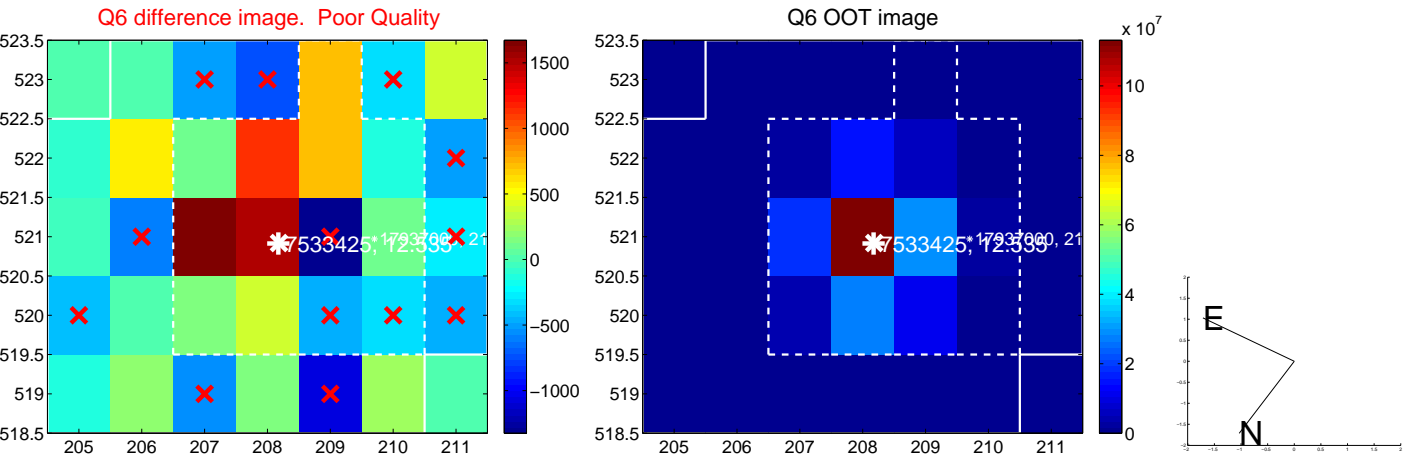
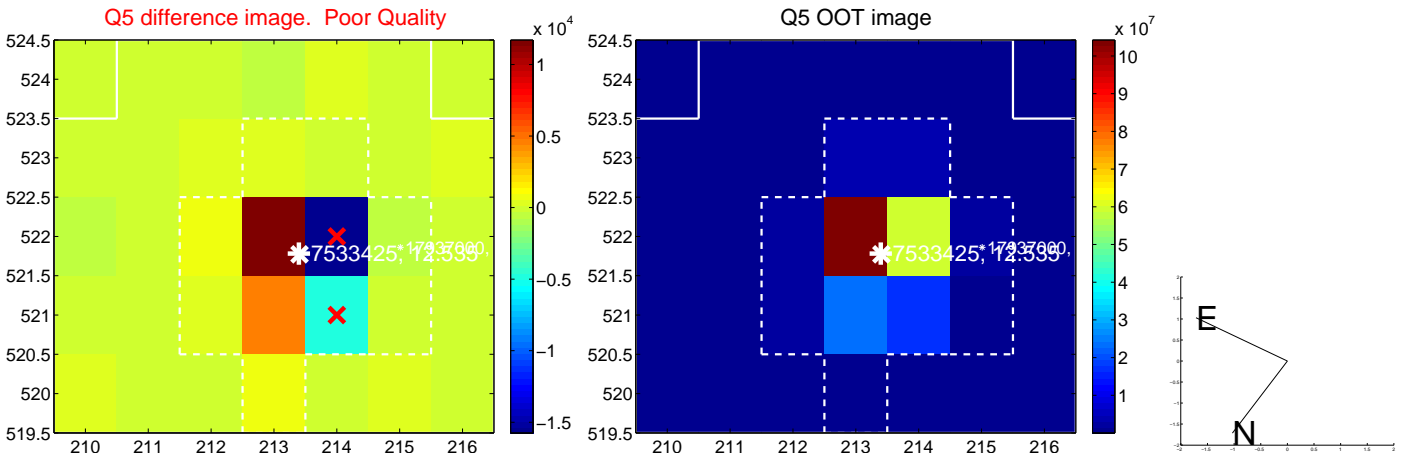


Centroid source offsets from the target star reconstructed from PRF and photometric centroids. **Sky blue crosses: good quarterly centroid offsets; Vermillion crosses: bad quarterly centroid offsets**; magenta cross: average over quarters. Length of the crosses: one- σ uncertainty. Blue circle: three- σ . Red *: target star. Blue *: Other stars. Text next to a star gives its KIC ID and kepmag. KIC IDs > 15,000,000 are from the UKIRT catalog.

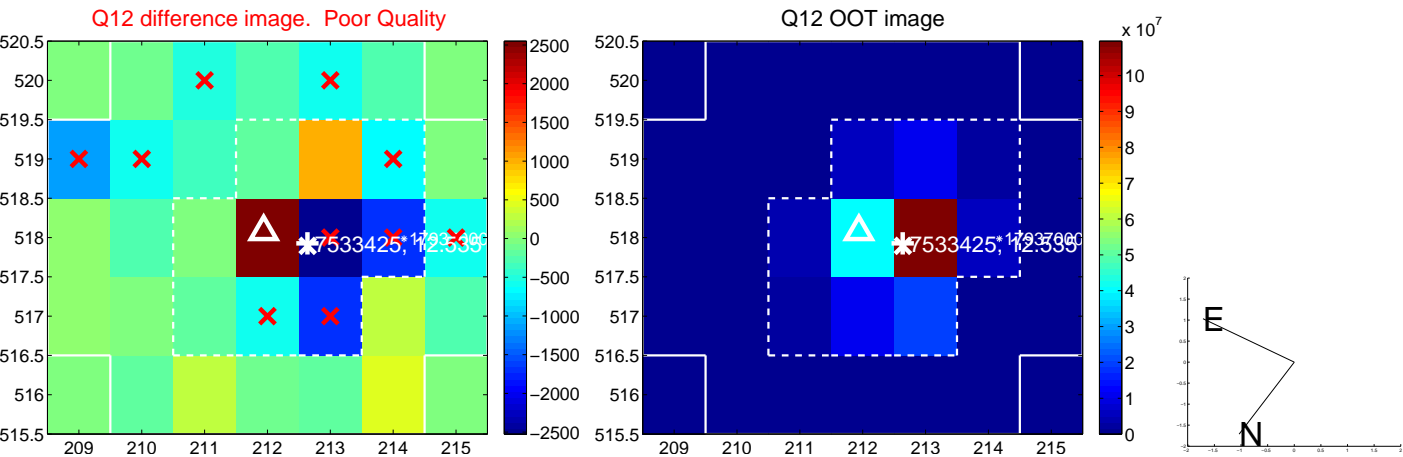
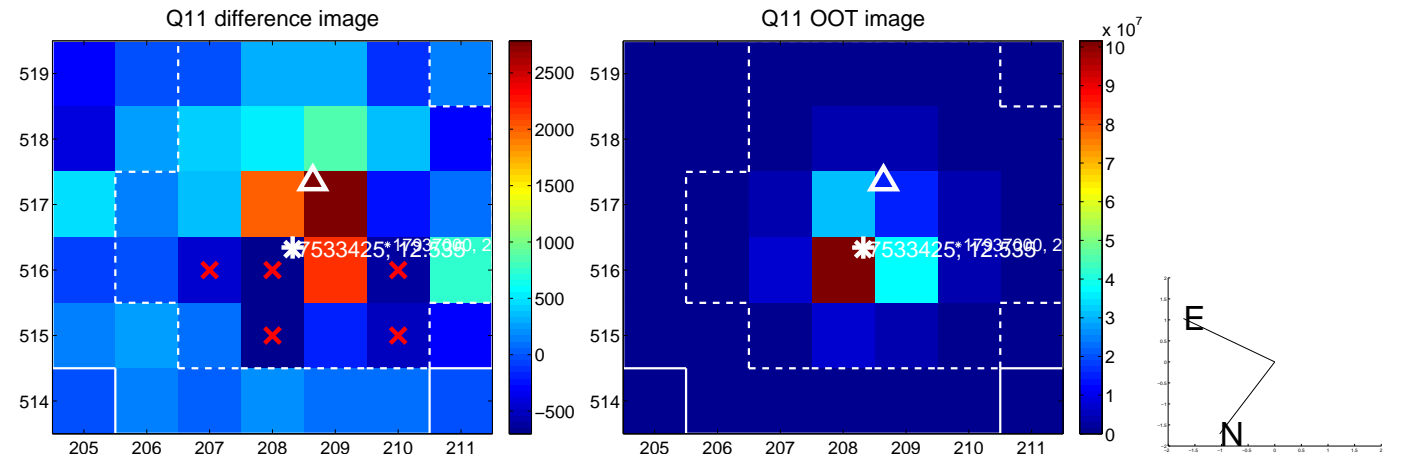
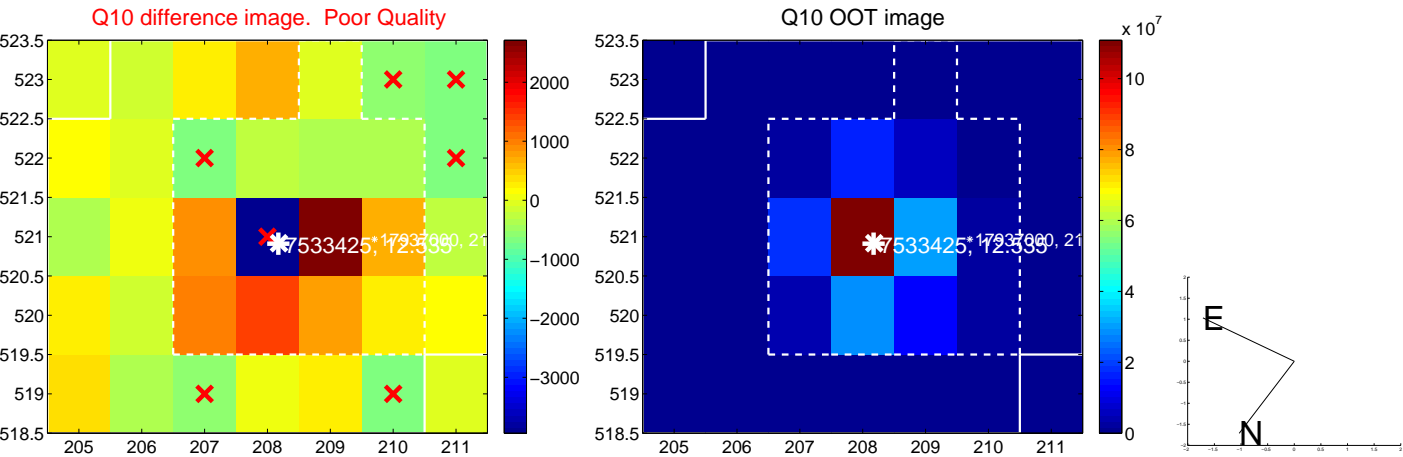
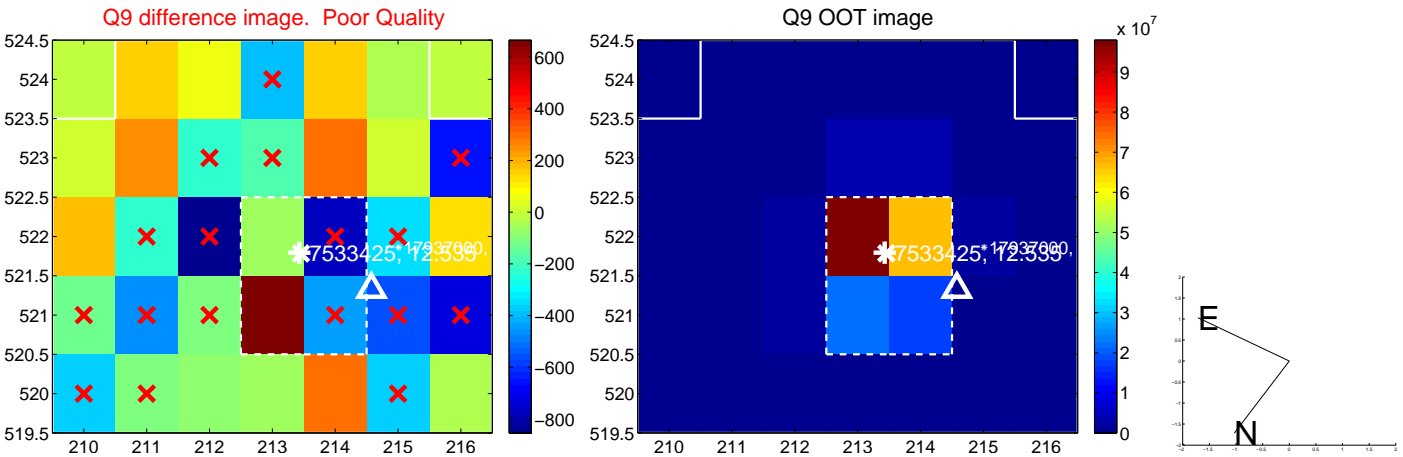
white \times : KIC target position; +: OOT centroid; \triangle : difference centroid. red \times : large negative pixel value.



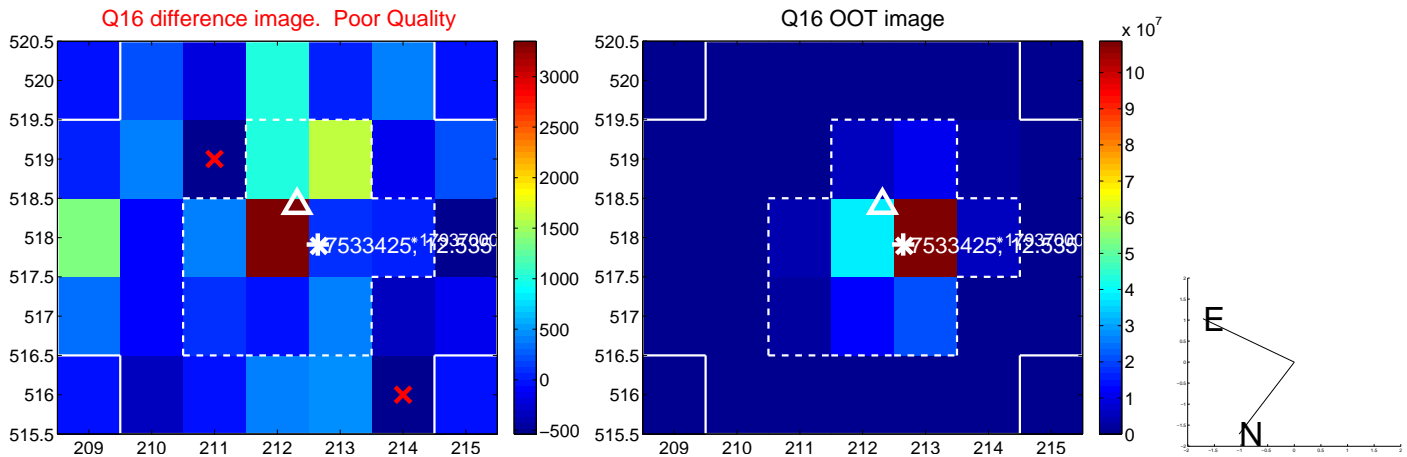
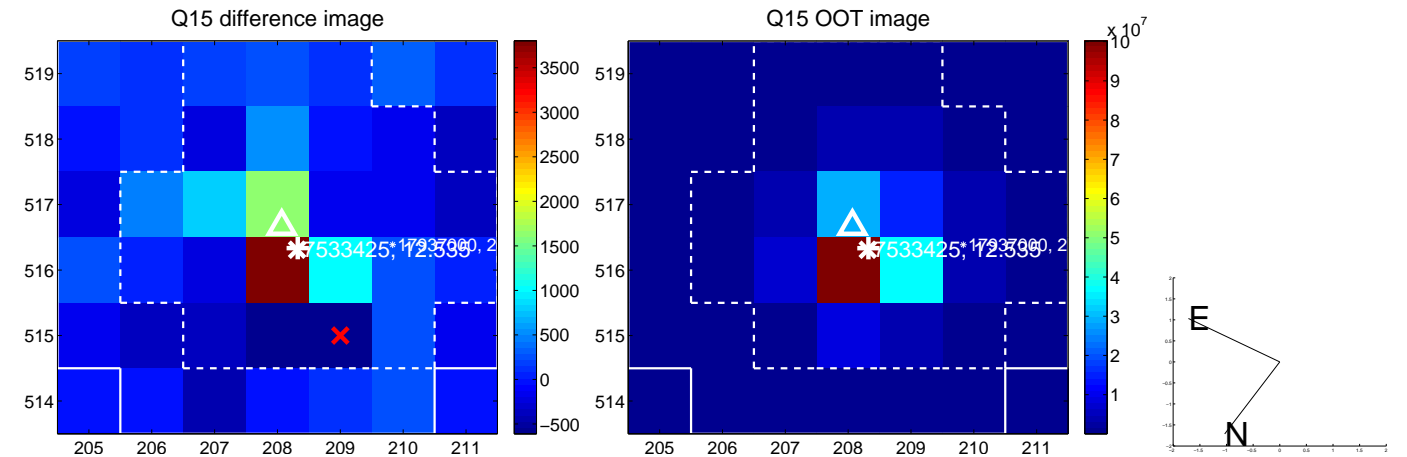
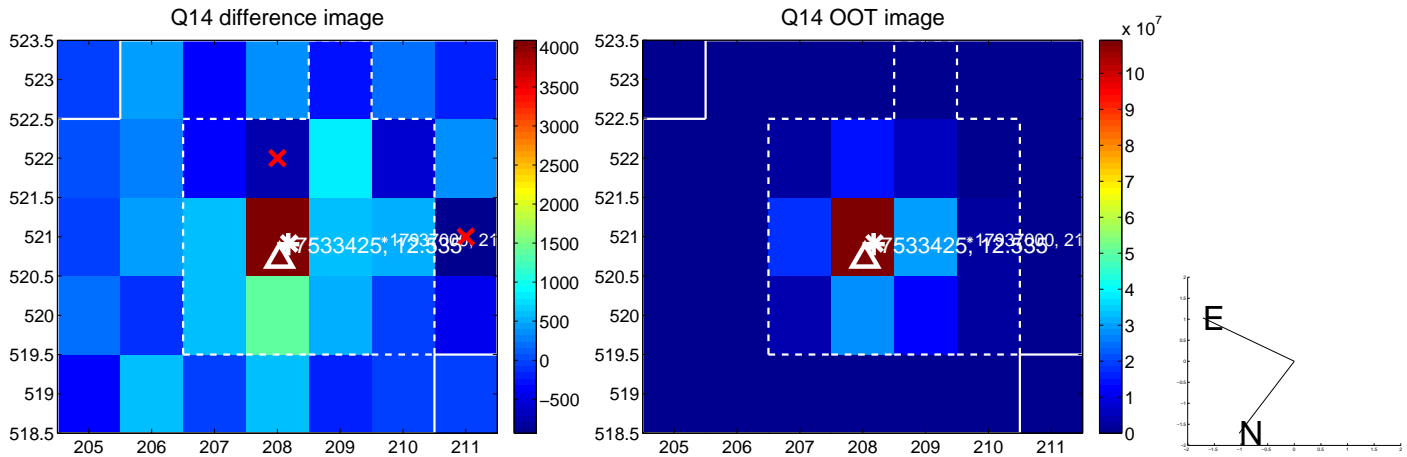
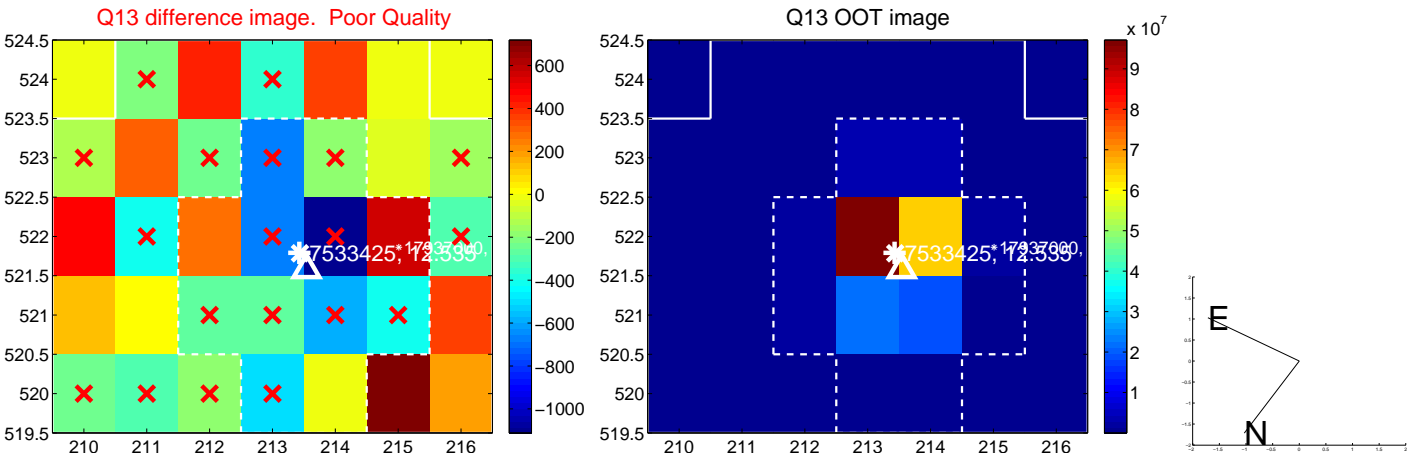
white \times : KIC target position; +: OOT centroid; \triangle : difference centroid. red \times : large negative pixel value.



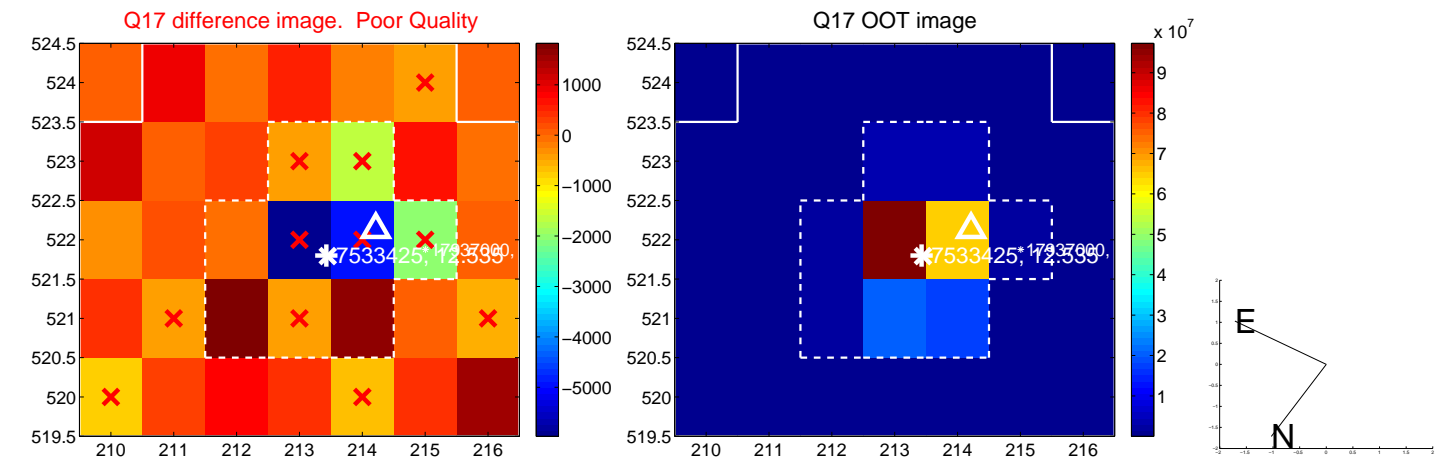
white \times : KIC target position; +: OOT centroid; \triangle : difference centroid. red \times : large negative pixel value.



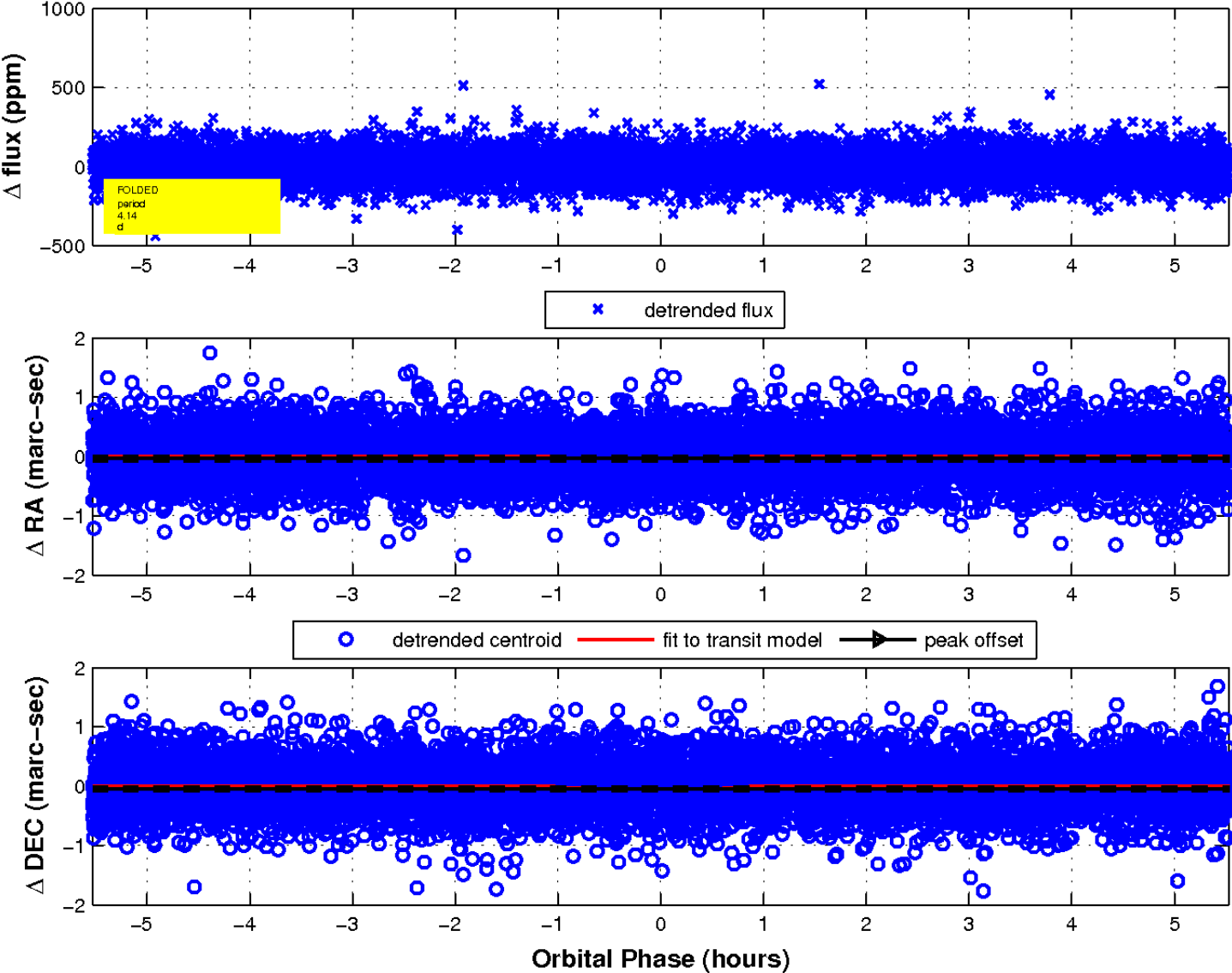
white \times : KIC target position; +: OOT centroid; \triangle : difference centroid. red \times : large negative pixel value.



white \times : KIC target position; $+$: OOT centroid; \triangle : difference centroid. red \times : large negative pixel value.

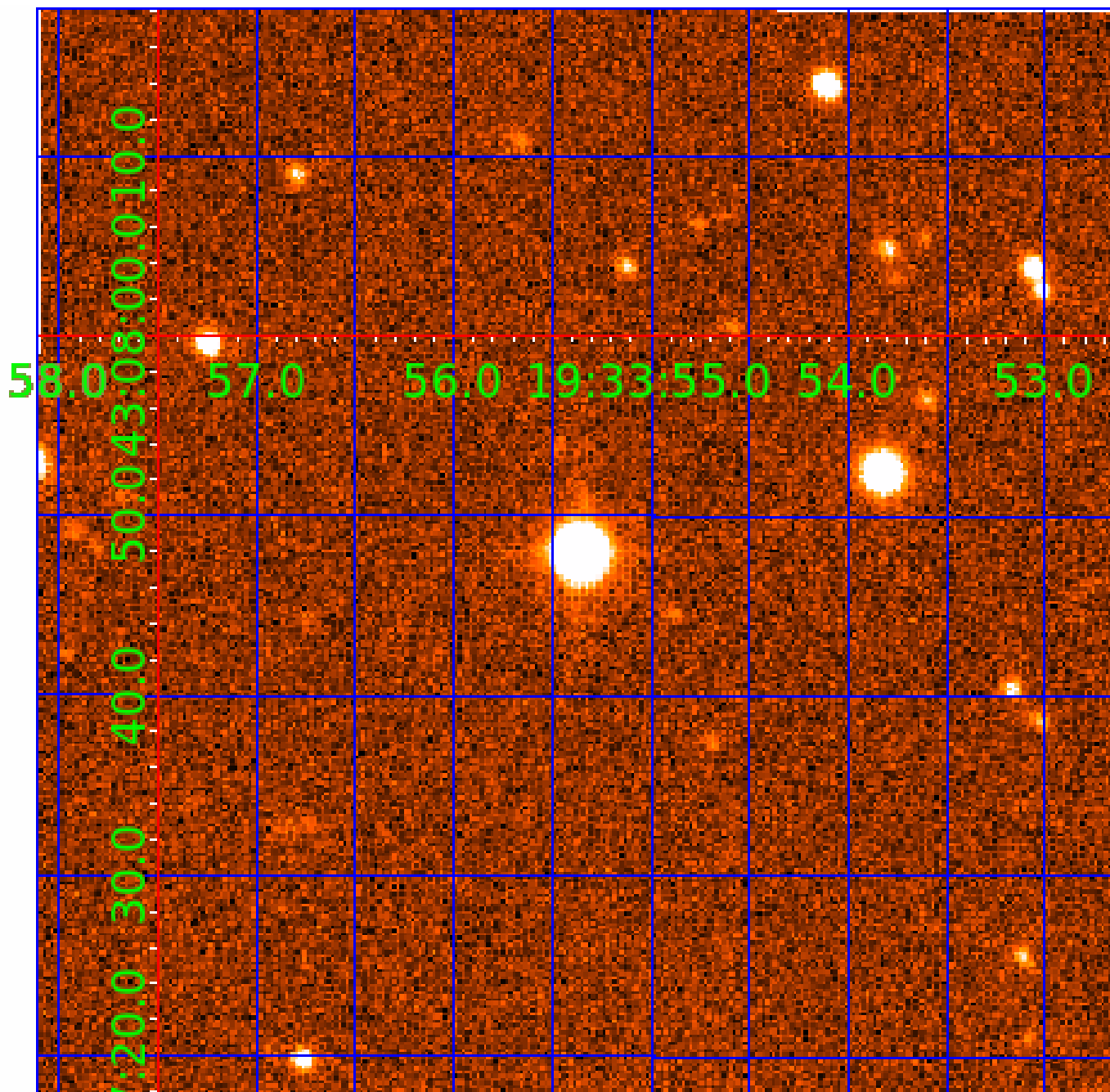


fluxWeightedCentroids, Planet 3 of 6



UKIRT Image

Declination



KIC 007533425

Q1-17 DR25 TCE Parameters

TCE	Run Type	KOI?	Period (Days)	Epoch (BKJD)	Depth (ppm)	Duration (Hours)	MES	SNR	R_{\star} (R_{\odot})	T_{\star} (K)	R_p (R_{\oplus})	S_p (S_{\oplus})
007533425-01	OBS	No	0.524711	131.577371	5.2	3.953	8.8	6.1	2.13	7987	0.50	67089.13
007533425-02	OBS	No	2.846322	134.342177	80.7	1.025	17.6	13.4	2.13	7987	1.96	7038.84
007533425-03	OBS	No	4.139079	133.913267	38.9	1.844	12.3	7.3	2.13	7987	1.38	4272.43
007533425-04	OBS	No	2.926024	131.913420	74.5	1.034	15.9	12.6	2.13	7987	1.92	6784.36
007533425-05	OBS	No	35.153150	135.582870	518.0	1.500	13.6	-1.0	2.13	7987	4.92	246.56
007533425-06	OBS	No	24.692091	148.051623	393.5	1.500	13.5	-1.0	2.13	7987	4.29	394.88

Robovetter Results

TCE	Run Type	Disp	Score	N	S	C	E	Comments
007533425-01	OBS	FP	0.00	1	0	0	0	LPP_DV—LPP_ALT—CENT_FEW_MEAS
007533425-02	OBS	FP	0.00	1	0	0	0	INDIV_TRANS_RUBBLE—TRANS_GAPPED—LPP_DV—MOD_NONUNIQ_DV—CENT_FEW_MEAS
007533425-03	OBS	FP	0.00	1	0	0	0	INDIV_TRANS_RUBBLE—TRANS_GAPPED—LPP_DV—MOD_NONUNIQ_DV—MOD_TER_DV
007533425-04	OBS	FP	0.00	1	0	0	0	INDIV_TRANS_RUBBLE—TRANS_GAPPED—LPP_DV—MOD_NONUNIQ_DV
007533425-05	OBS	FP	0.00	1	0	0	0	INDIV_TRANS_RUBBLE—TRANS_GAPPED—LPP_DV—NO_FITS—CENT_NOFITS
007533425-06	OBS	FP	0.00	1	0	0	0	INDIV_TRANS_RUBBLE—TRANS_GAPPED—LPP_DV—NO_FITS—CENT_NOFITS

Notes: OBS = Observed. INJ = Injected. INV = Inverted. SCR = Scrambled.

N = Not Transit-Like. S = Stellar Eclipse. C = Centroid Offset. E = Ephemeris Match.

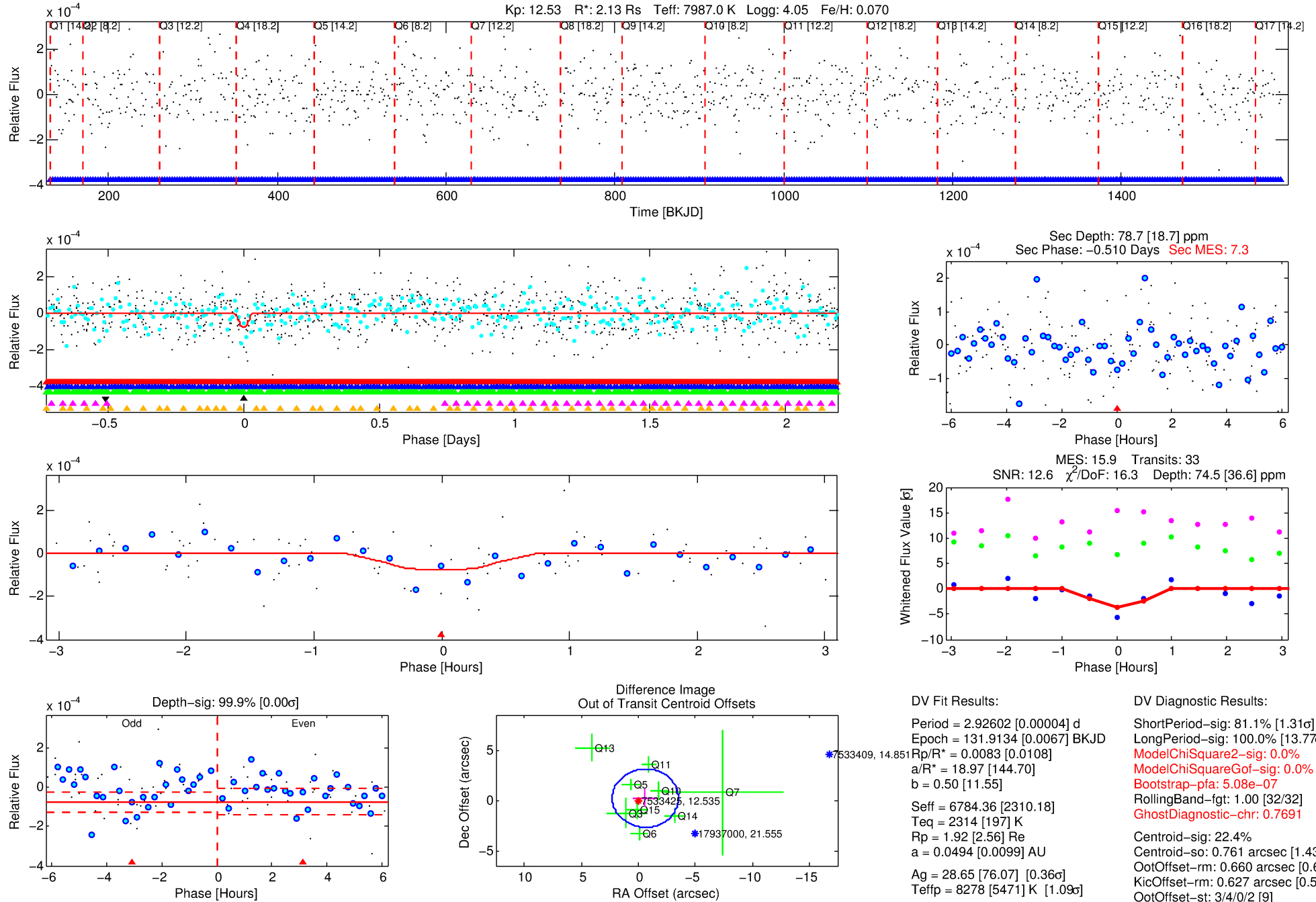
See http://exoplanetarchive.ipac.caltech.edu/docs/API_kepcandidate_columns.html#proj_disp_col for comment definitions.

Ephemeris Match Information For 007533425-04

No Significant Match Found

DV One-Page Summary

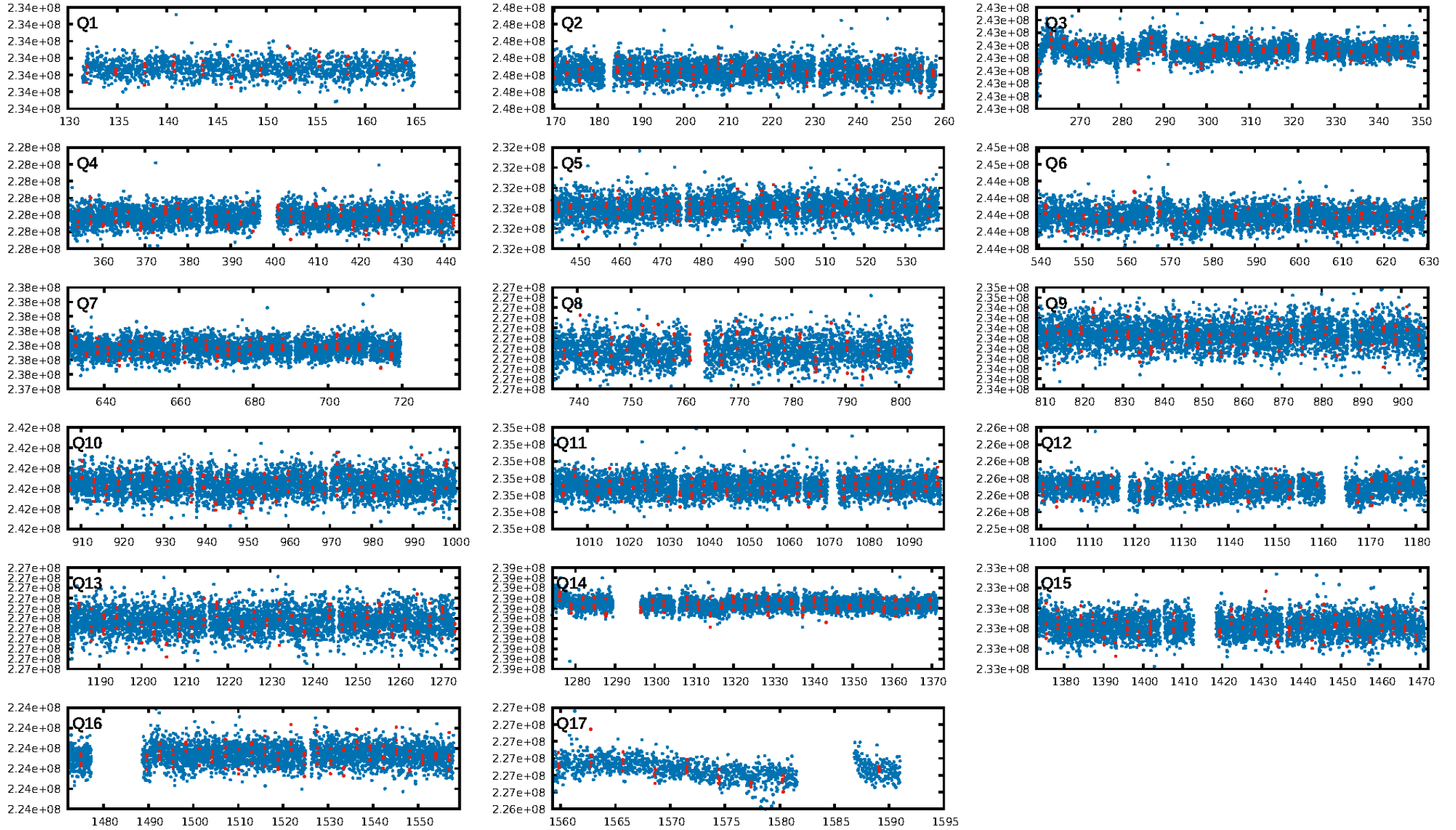
KIC: 7533425 Candidate: 4 of 6 Period: 2.926 d



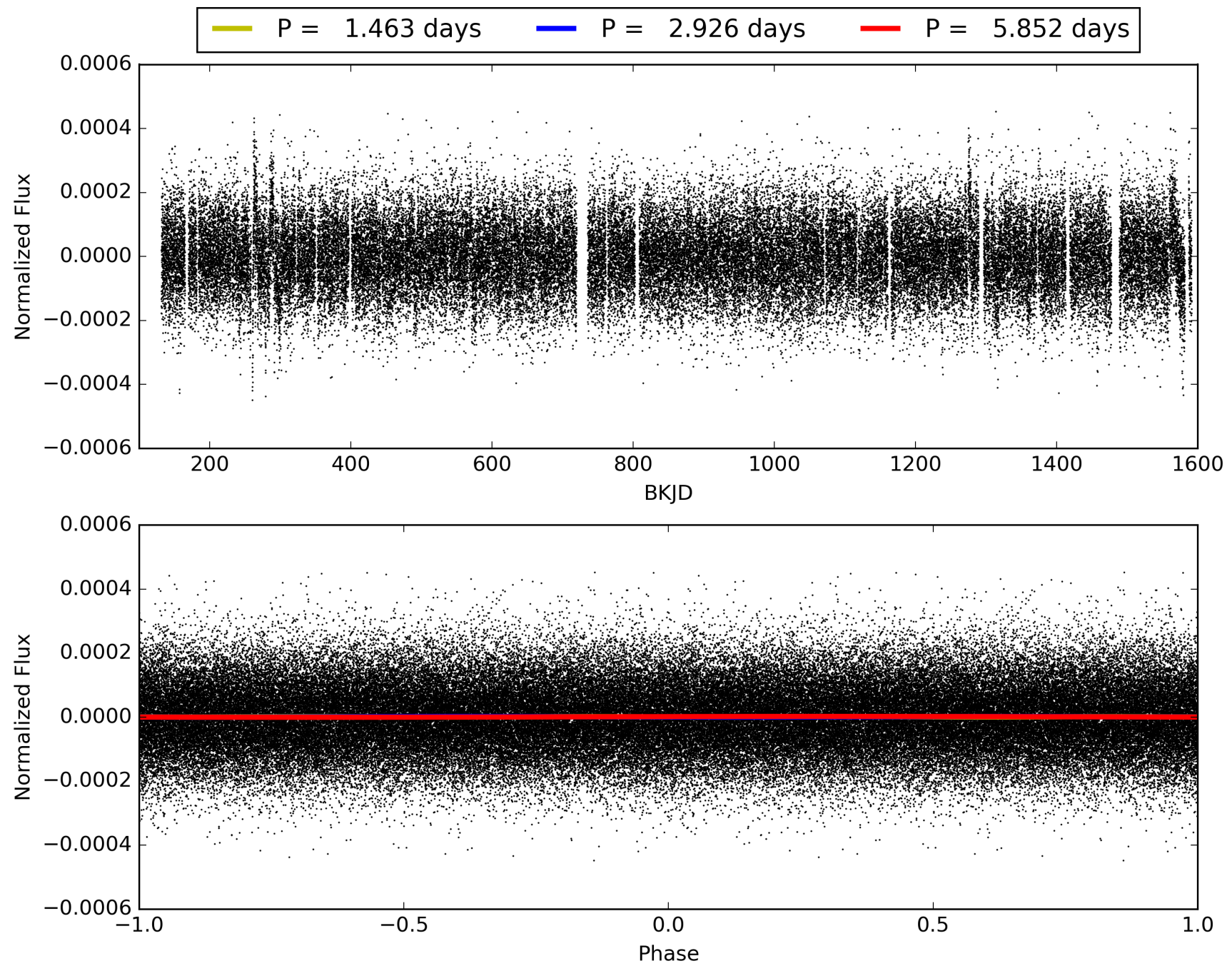
Software Revision: svn+ssh://murzim/repo/soc/tags/release/9.3.42@60958 -- Date Generated: 01-Feb-2016 02:20:16 Z

This Data Validation Report Summary was produced in the Kepler Science Operations Center Pipeline at NASA Ames Research Center

TCE 007533425-04, PDC Light Curves

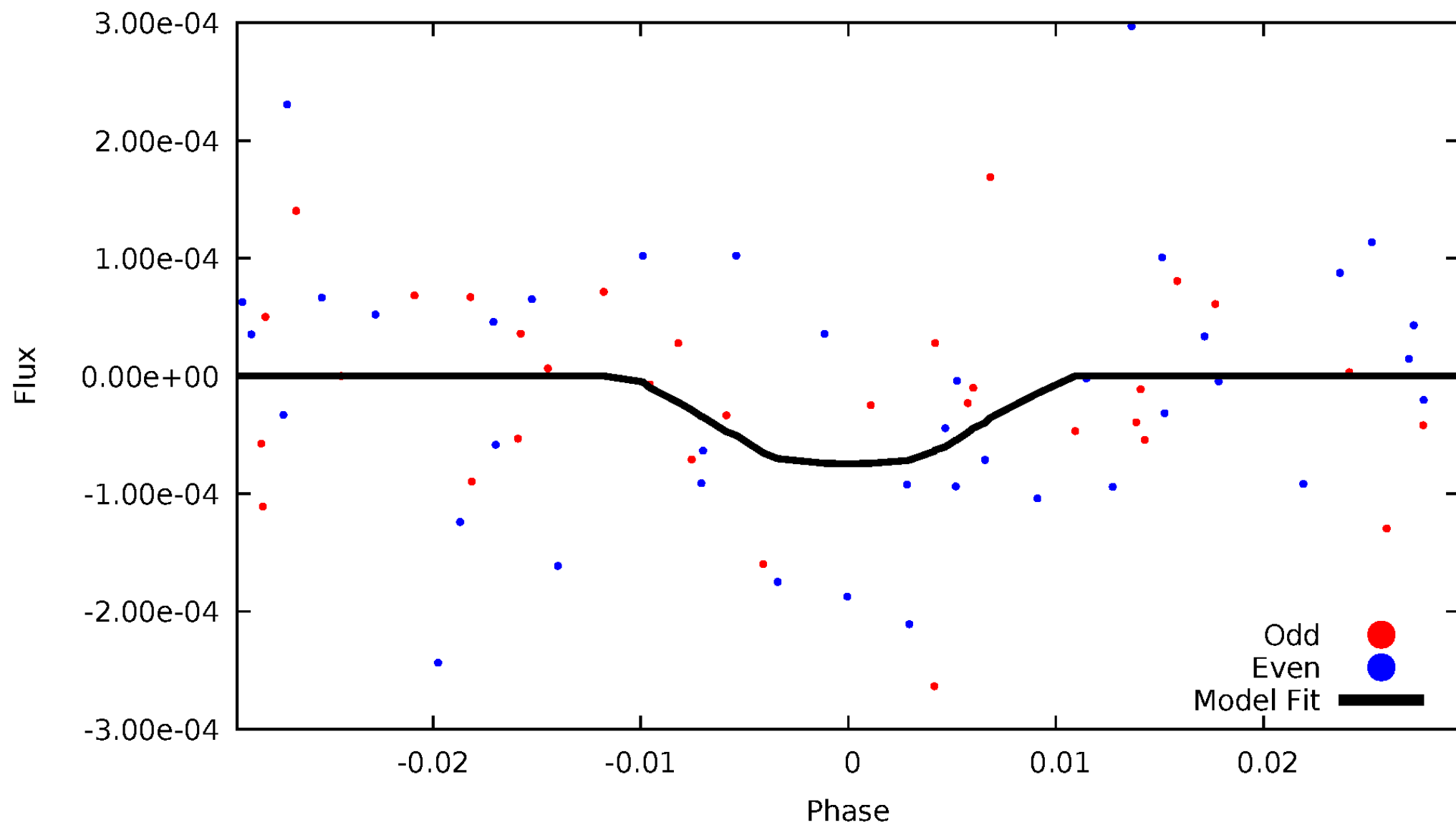


TCE 007533425-04



DV Odd/Even

TCE 007533425-04

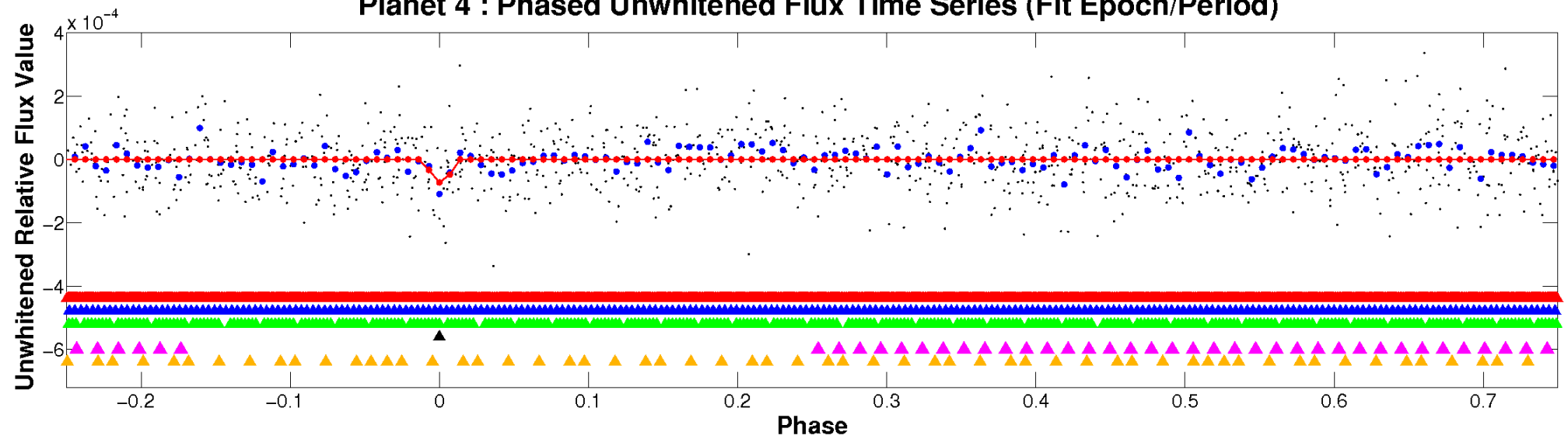


ALT Odd/Even

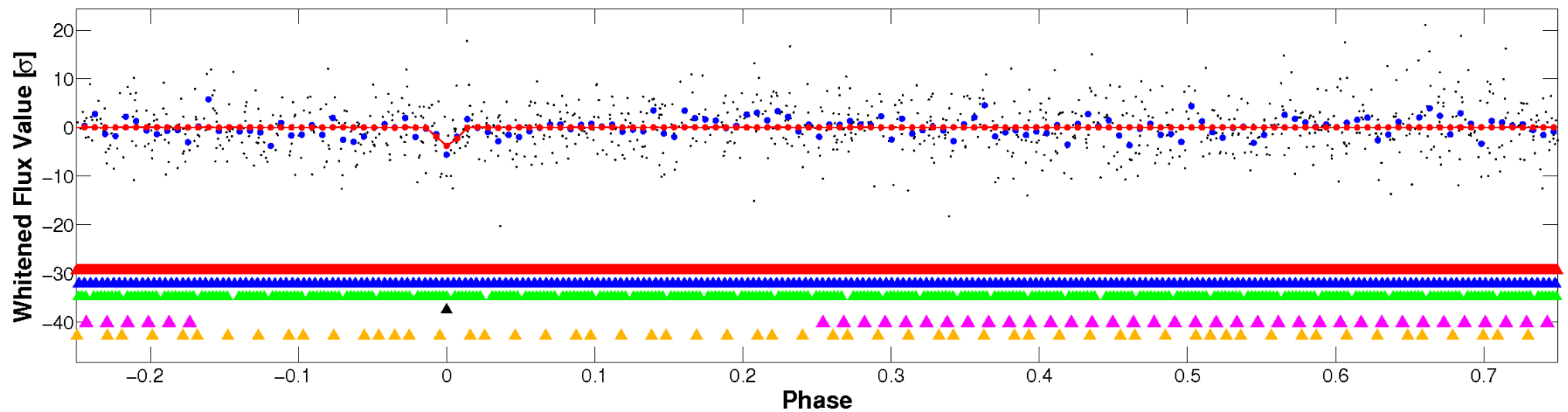
This plot does not exist for this TCE.

Non-Whitened Vs. Whitened Light Curve

Planet 4 : Phased Unwhitened Flux Time Series (Fit Epoch/Period)

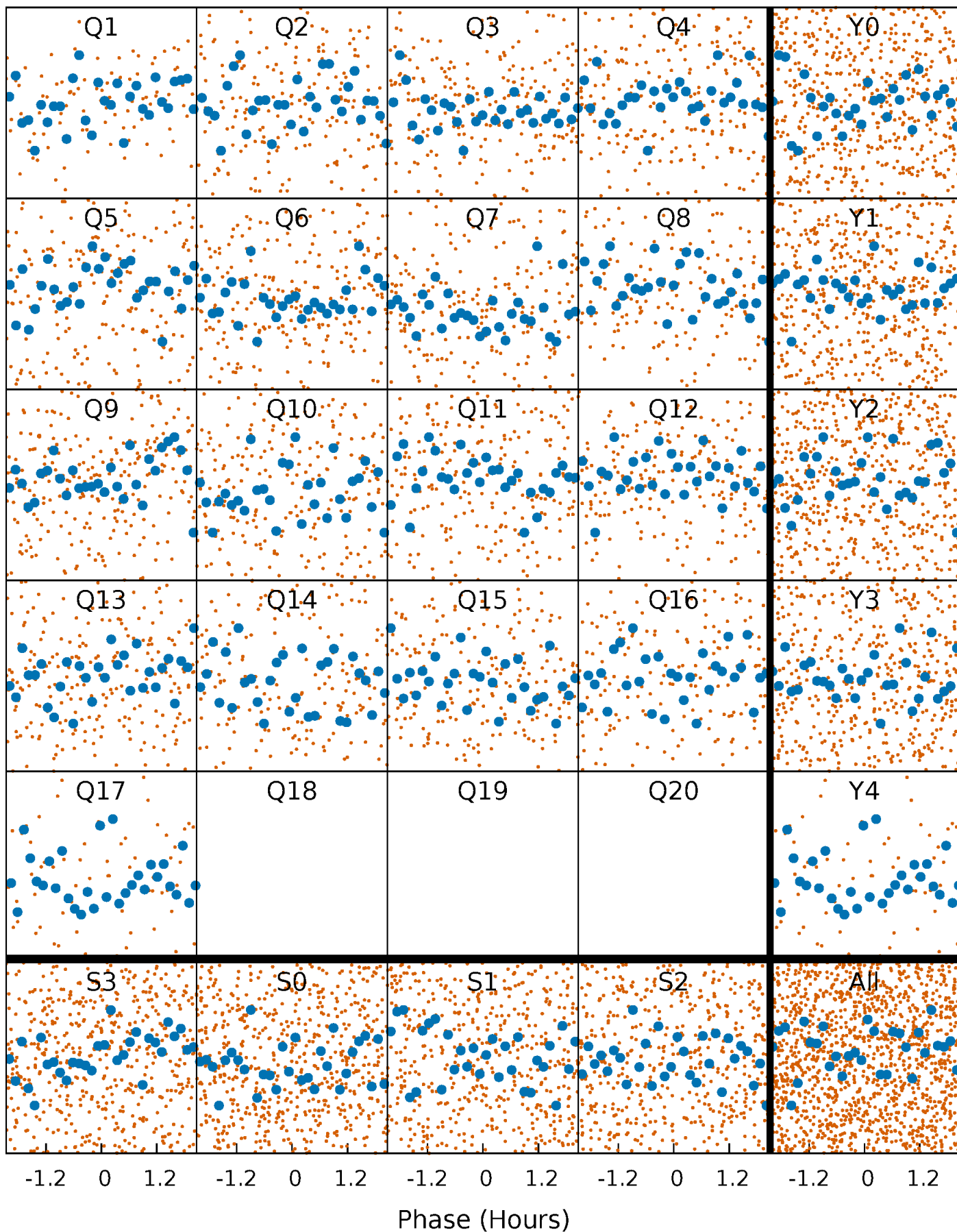


Planet 4 : Phased Whitened Flux Time Series (Fit Epoch/Period)



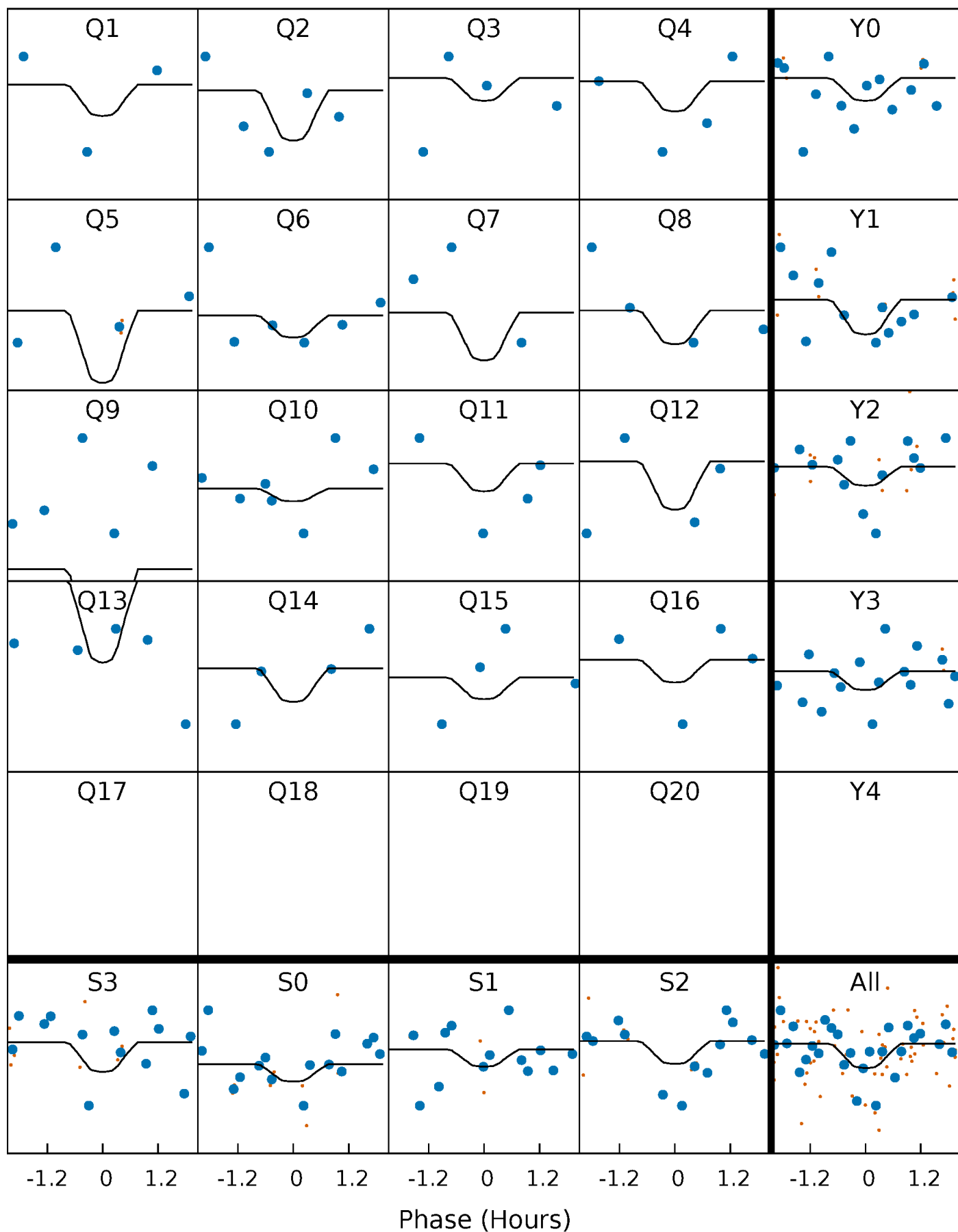
PDC Quarter-Phased Transit Curves

TCE 007533425-04 P= 2.926024 Days $T_0=131.913420$ (BKJD)



DV Quarter-Phased Transit Curves

TCE 007533425-04 P= 2.926024 Days $T_0=131.913420$ (BKJD)

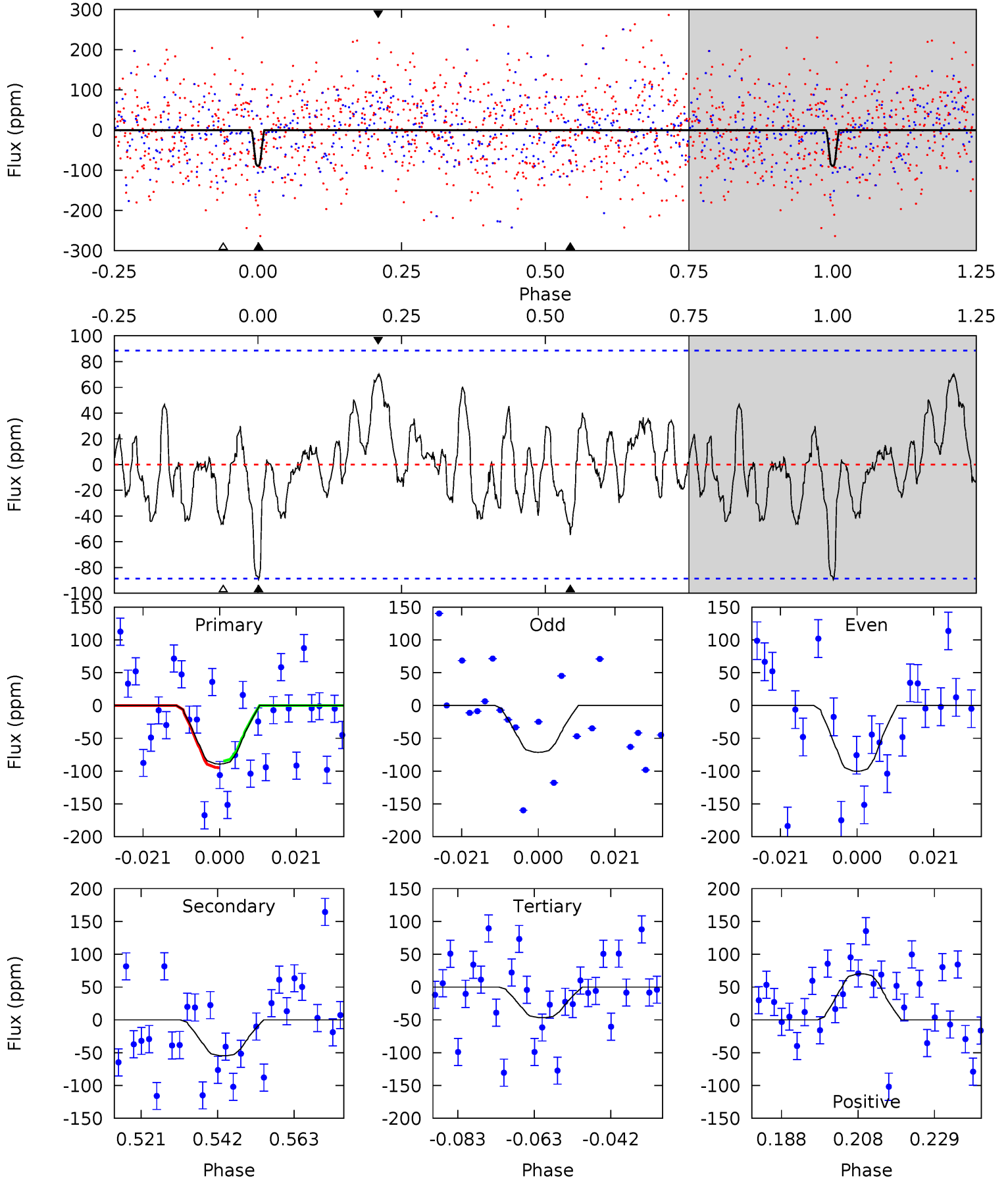


This plot does not exist for this TCE.

DV Model-Shift Uniqueness Test

007533425-04, P = 2.926024 Days, E = 128.987396 Days

Pri	Sec	Ter	Pos	FA ₁	FA ₂	F _{Red}	Pri-Ter	Pri-Pos	Sec-Ter	Sec-Pos	Odd-Evn	DMM	Shape	TAT
4.92	3.02	2.58	3.87	4.88	2.31	1.32	2.35	1.05	0.45	-0.85	0.81	0	0.44	0.28



Alt Model-Shift Uniqueness Test

This plot does not exist for this TCE.

Stellar Parameters For KIC 007533425

	$T_{\text{eff}}(K)$	$\log(g)$	[Fe/H]	R (R_{\odot})	M (M_{\odot})	p_{\star} ($\text{g}\cdot\text{cm}^{-3}$)
	7987^{+221}_{-331}	$4.054^{+0.165}_{-0.150}$	$0.070^{+0.250}_{-0.450}$	$2.129^{+0.448}_{-0.498}$	$1.870^{+0.156}_{-0.337}$	$0.273^{+0.245}_{-0.111}$
	+3%/-4%	+4%/-4%	+357%/-643%	+21%/-23%	+8%/-18%	+90%/-41%
Source	KIC0	KIC0	KIC0	DSEP		

KIC = Kepler Input Catalog; PHO = Photometry; SPE = Spectroscopy; AST = Asteroseismology
 TRA = Transits; DESP = Dartmouth Models; MULT = Multiple Models

Secondary Eclipse Parameters for KIC 007533425-04 / KOI

Detrend	Depth (ppm)	R_p (R_{\oplus})	T_{max} (K)	T_{obs} (K)	A_{obs}
DV	-55 ± 18	$2.62^{+2.28}_{-1.69}$	3237^{+216}_{-221}	6073^{+6237}_{-1589}	$9.755^{+70.990}_{-7.079}$
Alt.	N/A	N/A	N/A	N/A	N/A

T_{max} = Theoretical Maximum Planetary Temperature

T_{obs} = Observed Planetary Temperature (Assuming $A=0.3$)

A_{obs} = Observed Albedo (Assuming $T=0$)

If a secondary eclipse is present, the system is likely an EB if $T_{\text{obs}} \gg T_{\text{max}}$ AND $A_{\text{obs}} \gg 1.0$

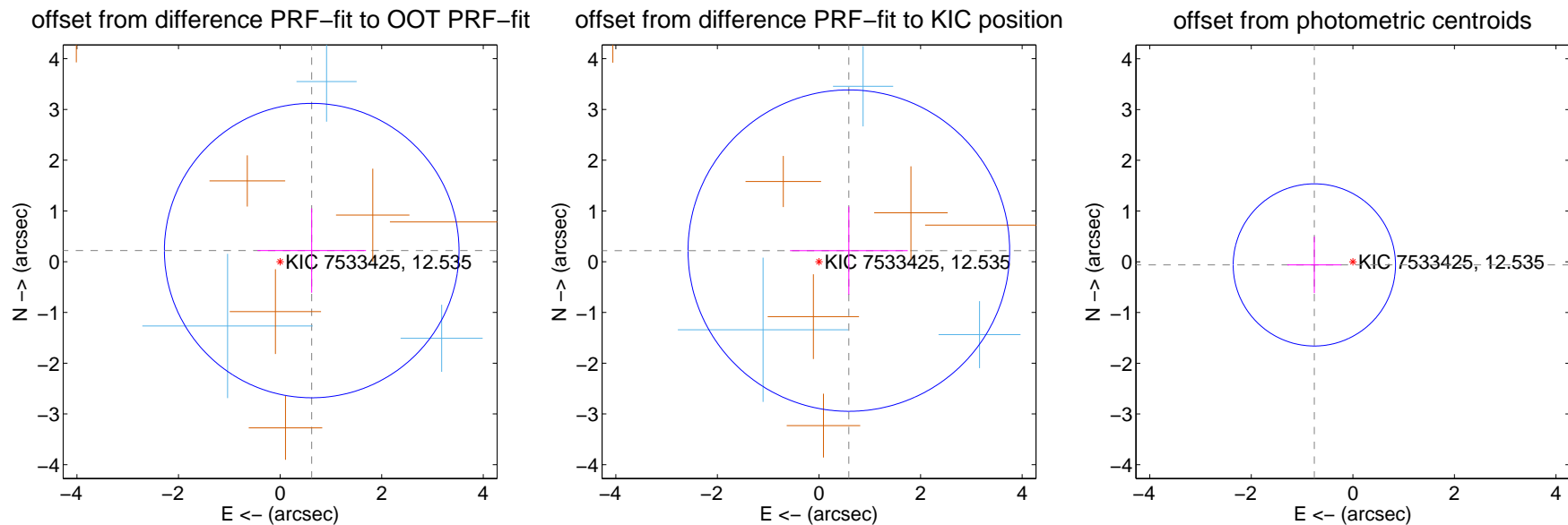
DV Centroid Data

Supplemental centroid analysis for 007533425-04. Kepler magnitude: 12.54. Transit SNR 12.61

There are 3 quarters with good PRF difference image offsets

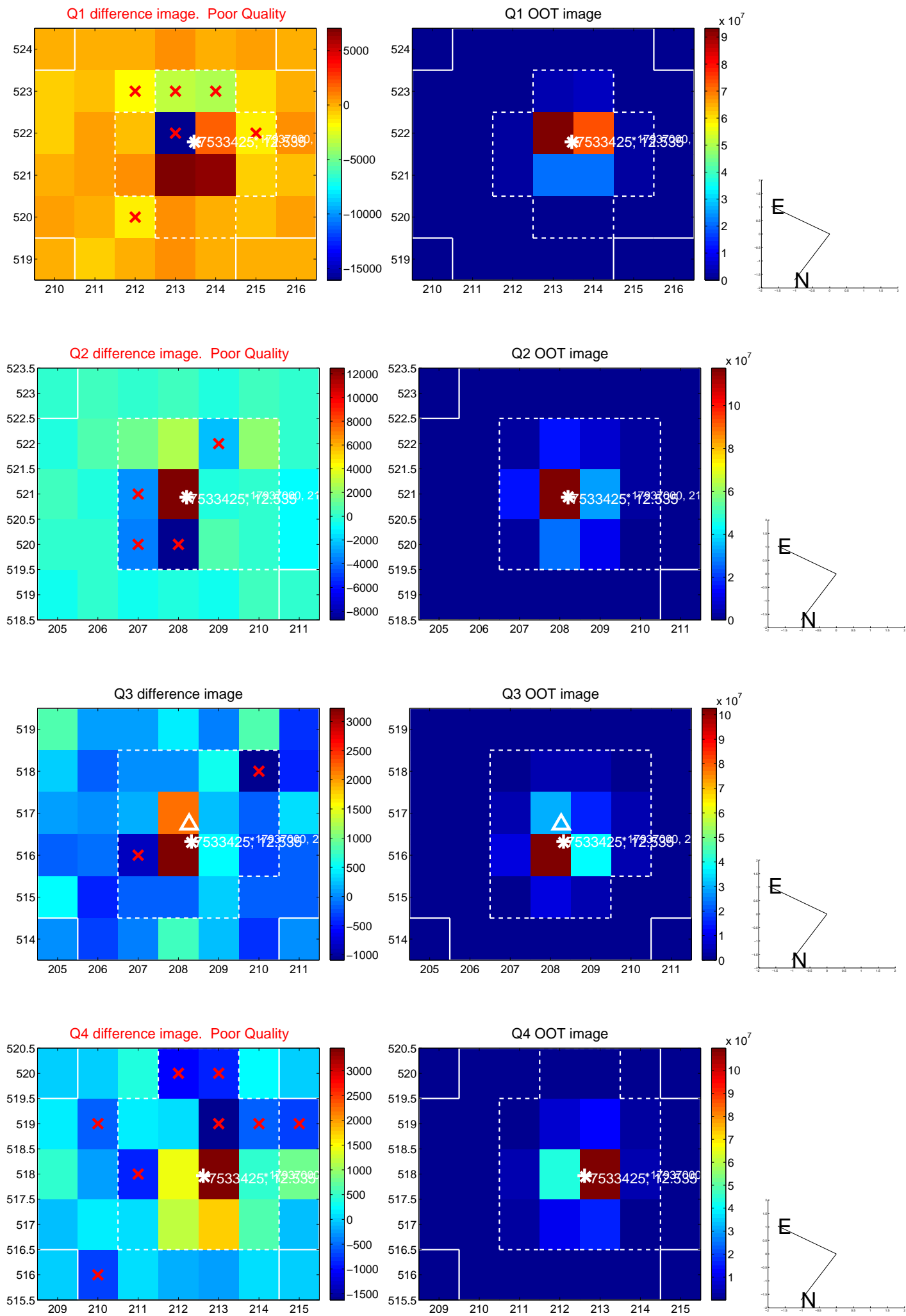
The direct PRF centroid is offset from the target star catalog position by about 0.10 arcsec

	Distance in arcsec	Distance / σ	Δ RA	Δ Dec
PRF-fit source offset from OOT	0.660 ± 0.967	0.68	-0.622 ± 1.068	0.219 ± 0.831
PRF-fit source offset from KIC position	0.627 ± 1.056	0.59	-0.588 ± 1.160	0.218 ± 0.867
photometric centroid source offset	0.76 ± 0.53	1.43	0.76 ± 0.53	-0.06 ± 0.56

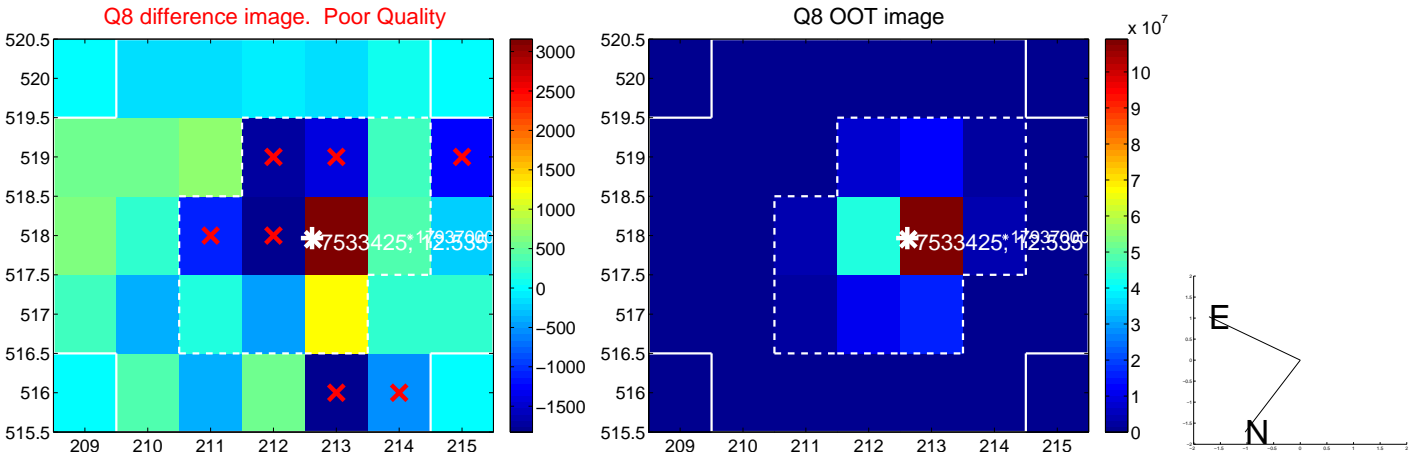
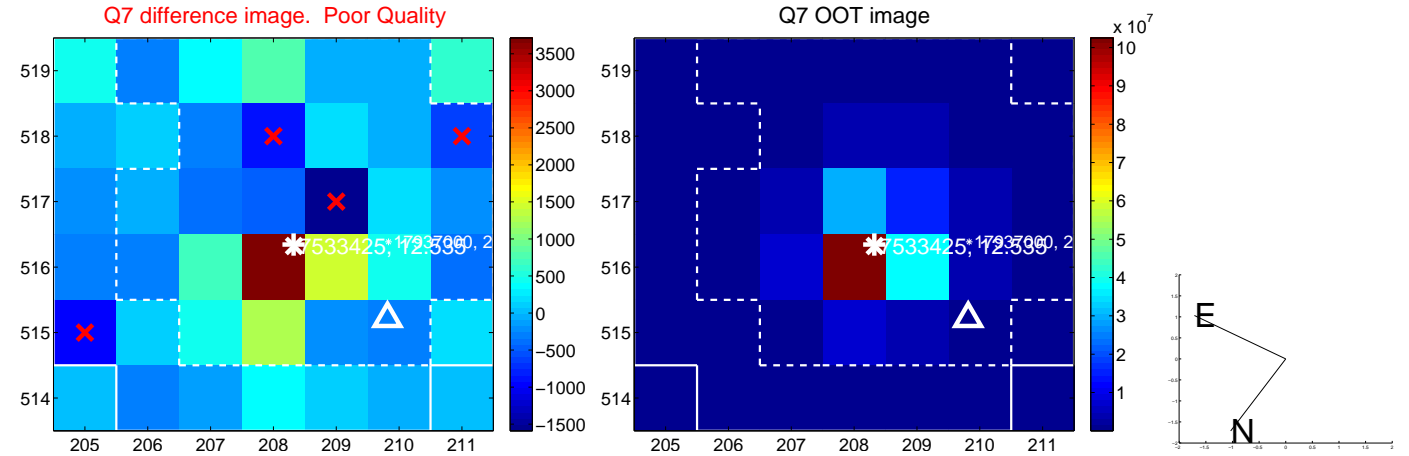
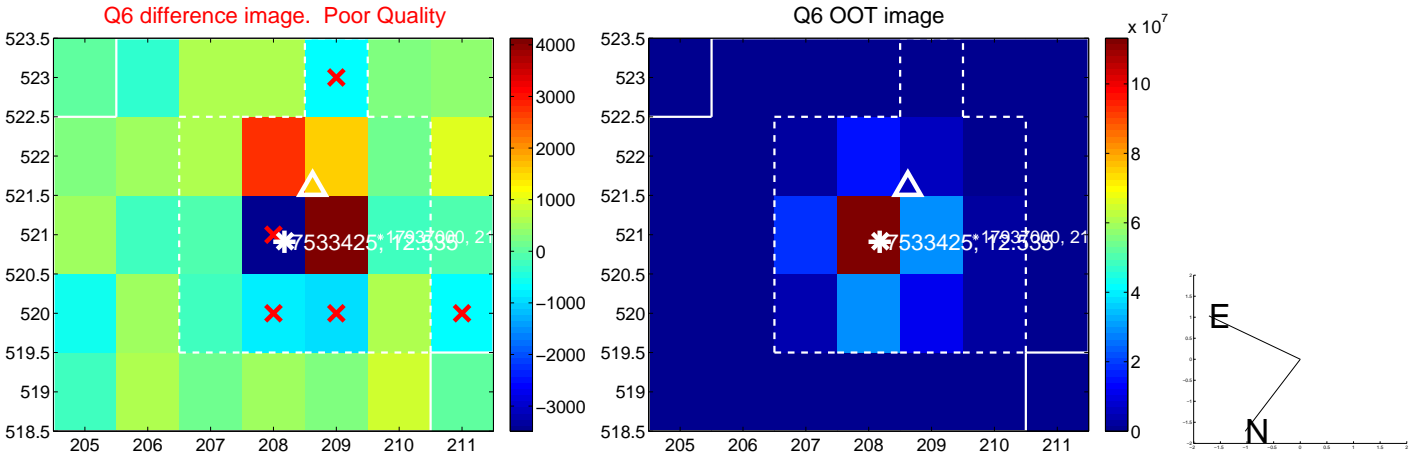
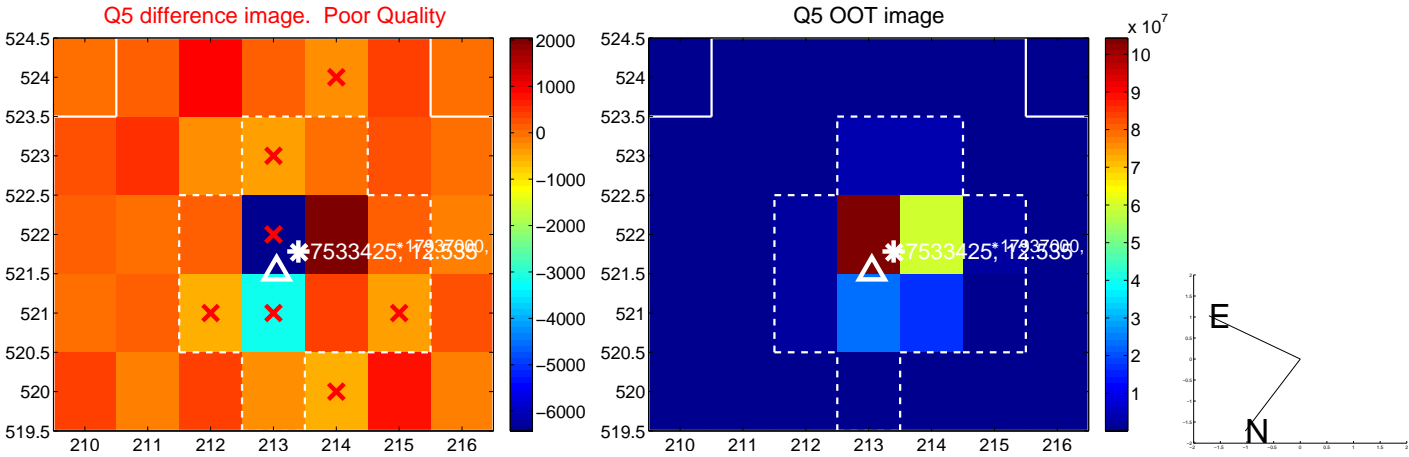


Centroid source offsets from the target star reconstructed from PRF and photometric centroids. Sky blue crosses: good quarterly centroid offsets; Vermillion crosses: bad quarterly centroid offsets; magenta cross: average over quarters. Length of the crosses: one- σ uncertainty. Blue circle: three- σ . Red *: target star. Blue *: Other stars. Text next to a star gives its KIC ID and kepmag. KIC IDs > 15,000,000 are from the UKIRT catalog.

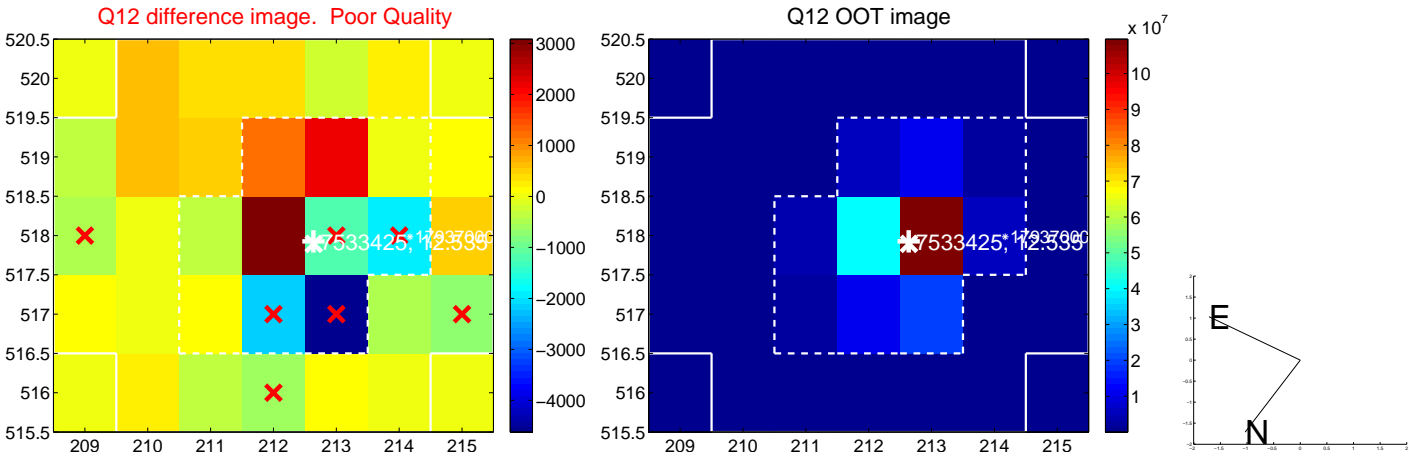
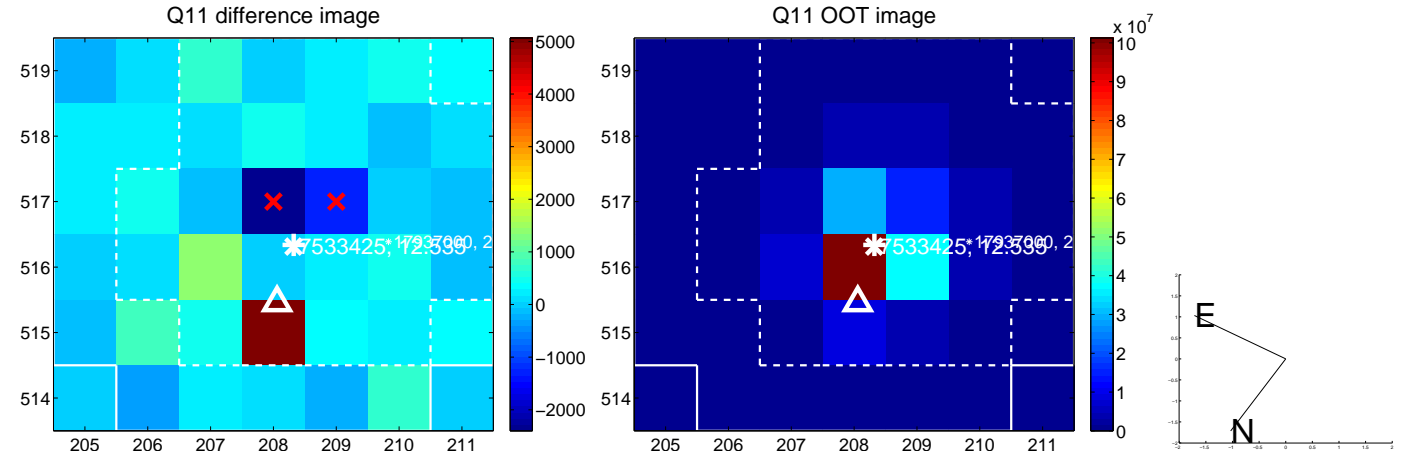
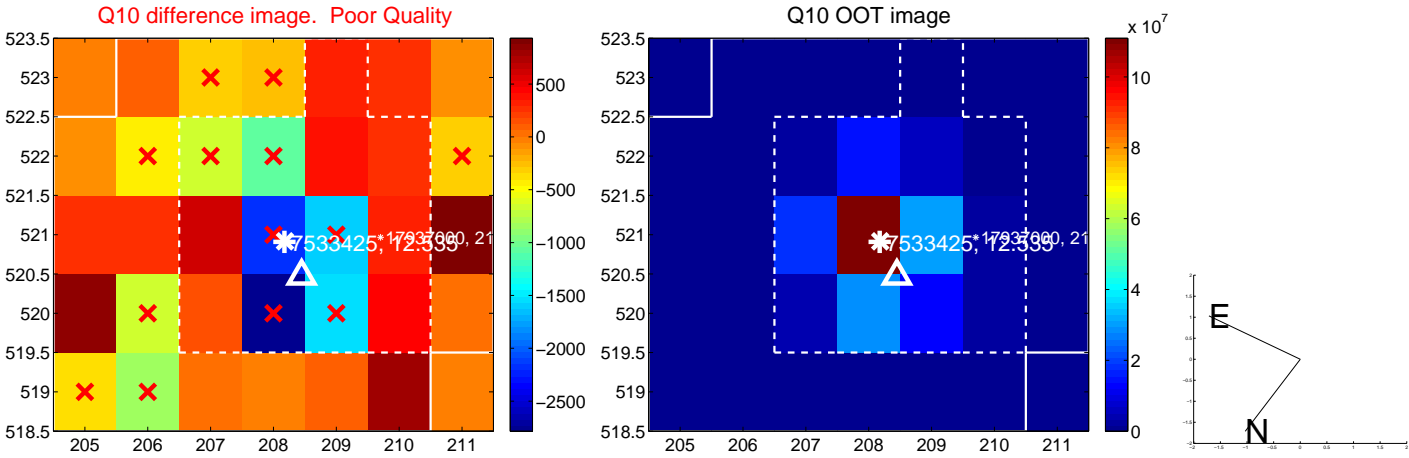
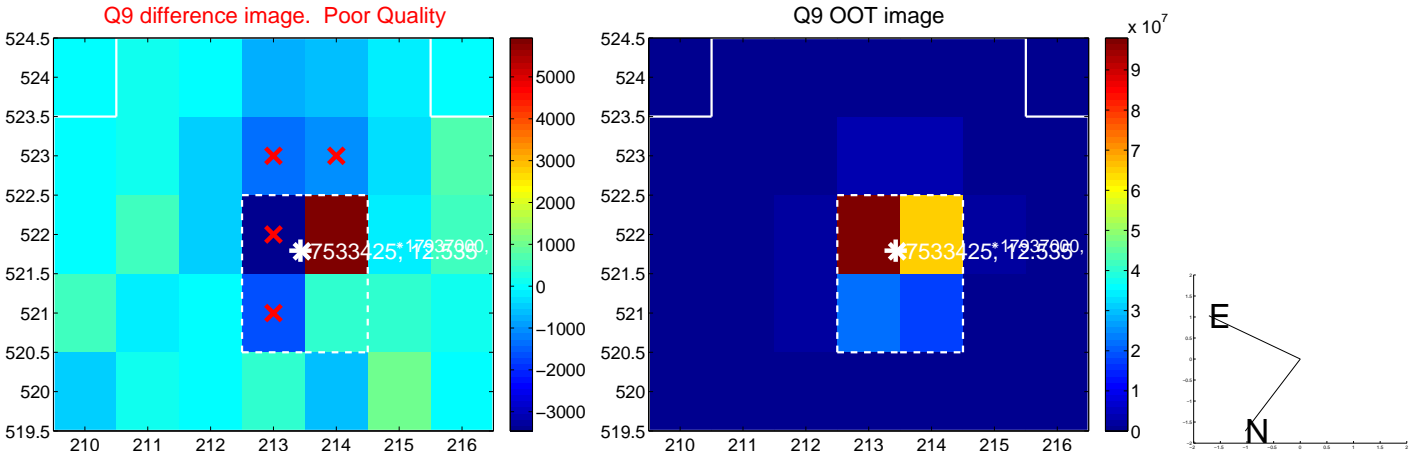
white \times : KIC target position; +: OOT centroid; \triangle : difference centroid. red \times : large negative pixel value.



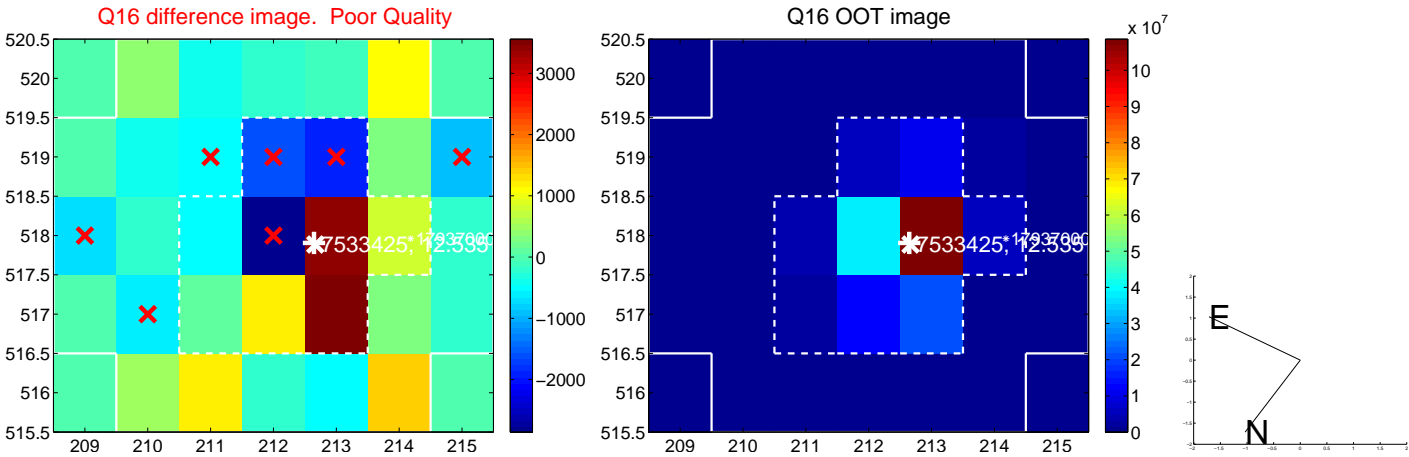
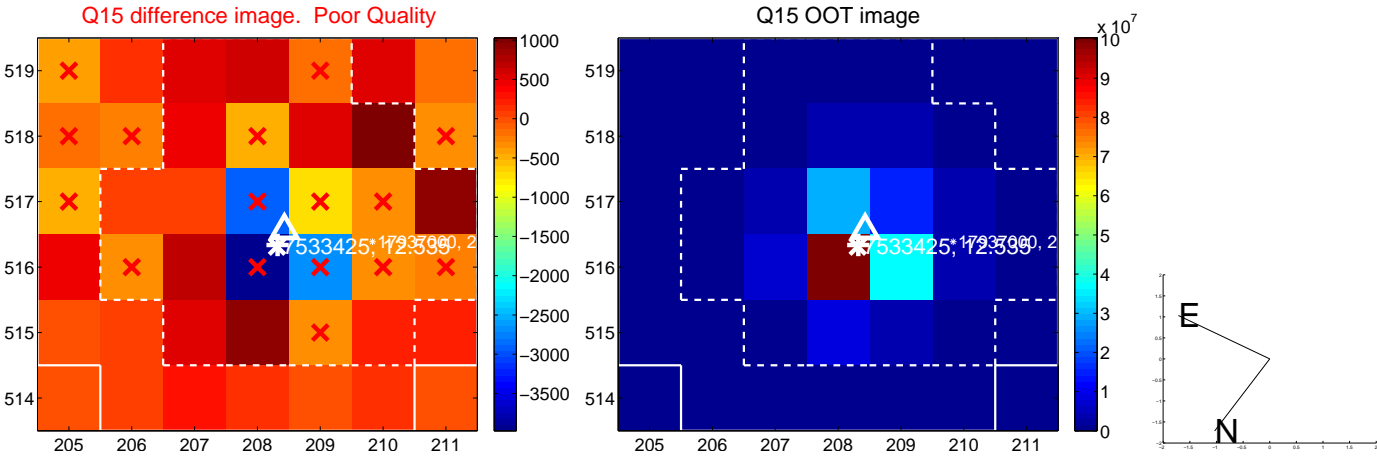
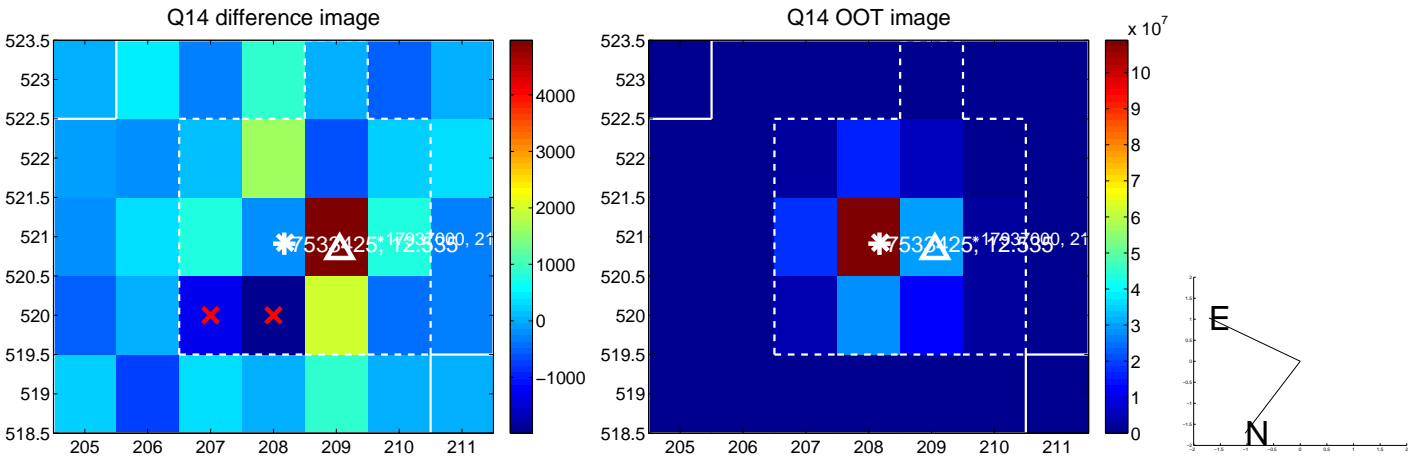
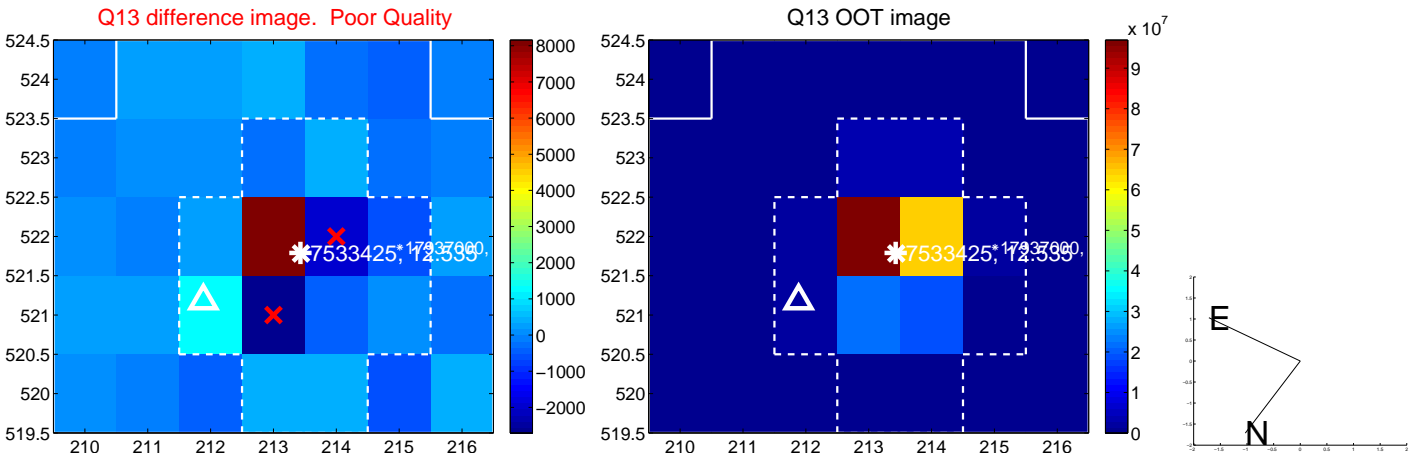
white \times : KIC target position; +: OOT centroid; \triangle : difference centroid. red \times : large negative pixel value.



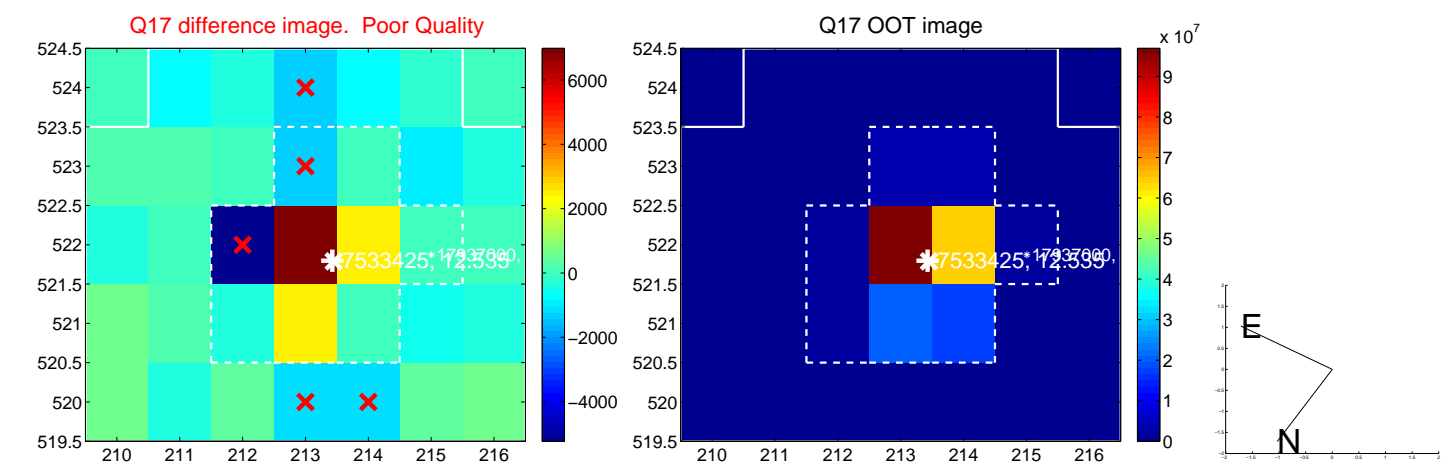
white \times : KIC target position; +: OOT centroid; \triangle : difference centroid. red \times : large negative pixel value.



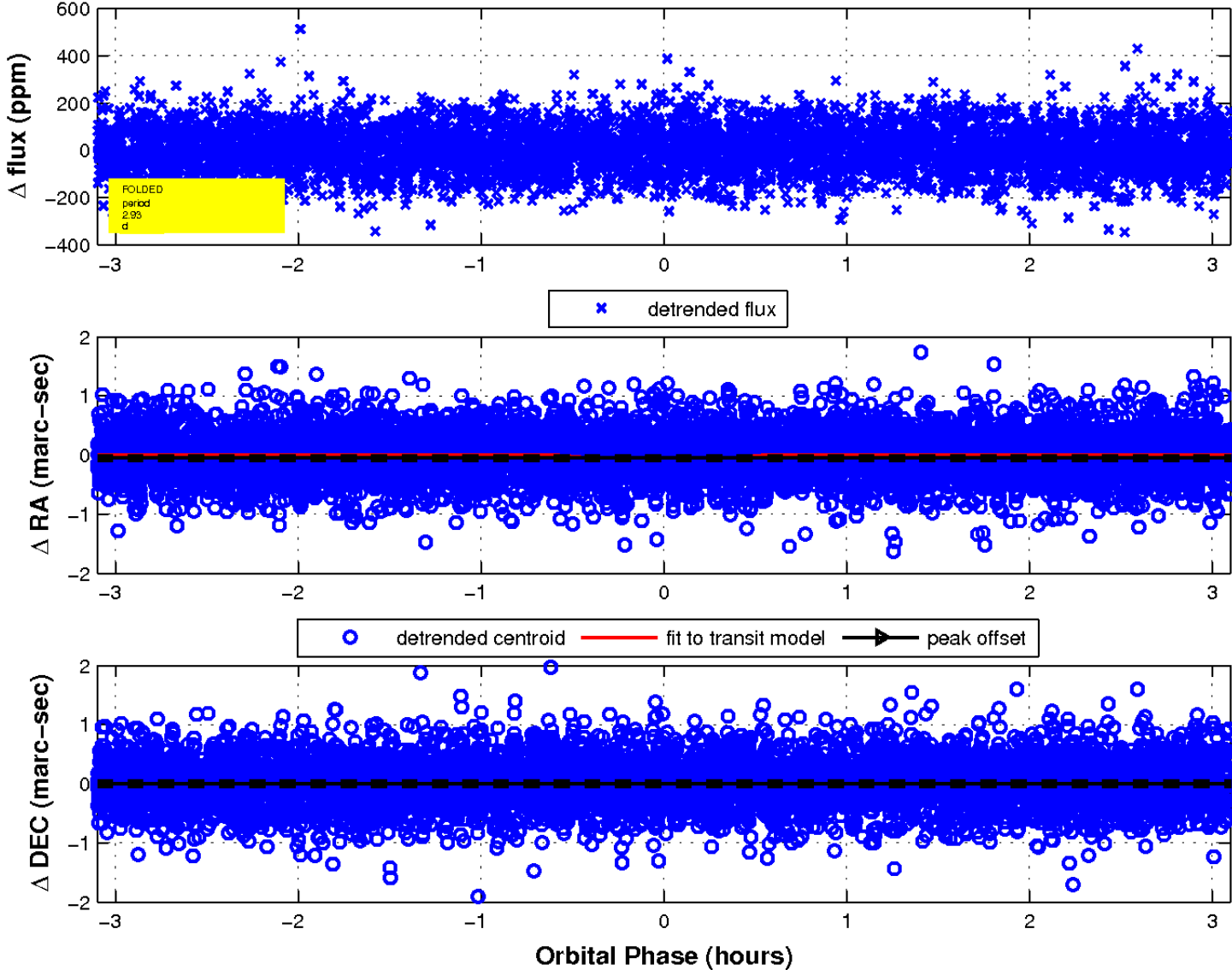
white \times : KIC target position; +: OOT centroid; \triangle : difference centroid. red \times : large negative pixel value.



white \times : KIC target position; $+$: OOT centroid; \triangle : difference centroid. red \times : large negative pixel value.

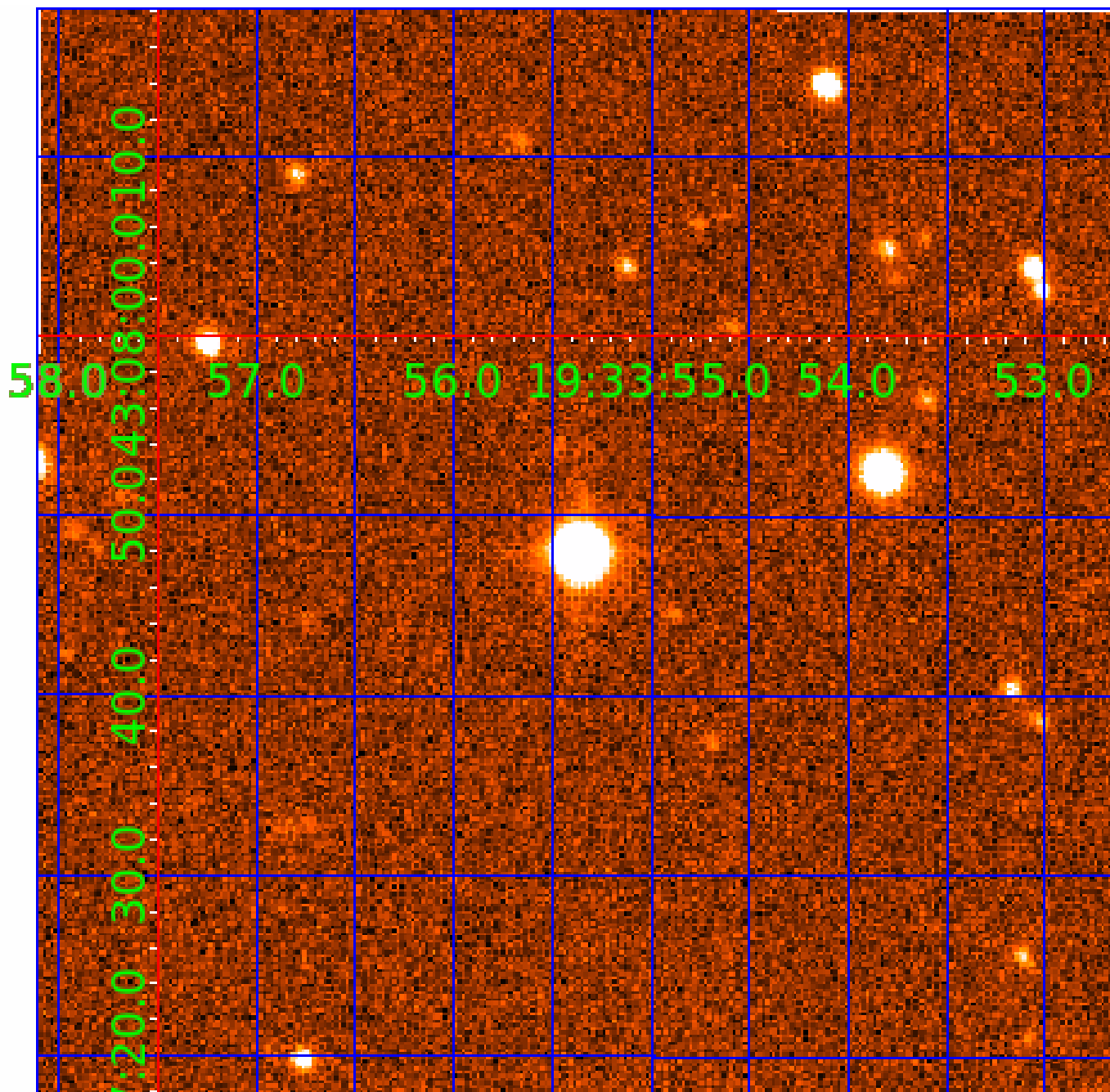


fluxWeightedCentroids, Planet 4 of 6



UKIRT Image

Declination



KIC 007533425

Q1-17 DR25 TCE Parameters

TCE	Run Type	KOI?	Period (Days)	Epoch (BKJD)	Depth (ppm)	Duration (Hours)	MES	SNR	R_{\star} (R_{\odot})	T_{\star} (K)	R_p (R_{\oplus})	S_p (S_{\oplus})
007533425-01	OBS	No	0.524711	131.577371	5.2	3.953	8.8	6.1	2.13	7987	0.50	67089.13
007533425-02	OBS	No	2.846322	134.342177	80.7	1.025	17.6	13.4	2.13	7987	1.96	7038.84
007533425-03	OBS	No	4.139079	133.913267	38.9	1.844	12.3	7.3	2.13	7987	1.38	4272.43
007533425-04	OBS	No	2.926024	131.913420	74.5	1.034	15.9	12.6	2.13	7987	1.92	6784.36
007533425-05	OBS	No	35.153150	135.582870	518.0	1.500	13.6	-1.0	2.13	7987	4.92	246.56
007533425-06	OBS	No	24.692091	148.051623	393.5	1.500	13.5	-1.0	2.13	7987	4.29	394.88

Robovetter Results

TCE	Run Type	Disp	Score	N	S	C	E	Comments
007533425-01	OBS	FP	0.00	1	0	0	0	LPP_DV—LPP_ALT—CENT_FEW_MEAS
007533425-02	OBS	FP	0.00	1	0	0	0	INDIV_TRANS_RUBBLE—TRANS_GAPPED—LPP_DV—MOD_NONUNIQ_DV—CENT_FEW_MEAS
007533425-03	OBS	FP	0.00	1	0	0	0	INDIV_TRANS_RUBBLE—TRANS_GAPPED—LPP_DV—MOD_NONUNIQ_DV—MOD_TER_DV
007533425-04	OBS	FP	0.00	1	0	0	0	INDIV_TRANS_RUBBLE—TRANS_GAPPED—LPP_DV—MOD_NONUNIQ_DV
007533425-05	OBS	FP	0.00	1	0	0	0	INDIV_TRANS_RUBBLE—TRANS_GAPPED—LPP_DV—NO_FITS—CENT_NOFITS
007533425-06	OBS	FP	0.00	1	0	0	0	INDIV_TRANS_RUBBLE—TRANS_GAPPED—LPP_DV—NO_FITS—CENT_NOFITS

Notes: OBS = Observed. INJ = Injected. INV = Inverted. SCR = Scrambled.

N = Not Transit-Like. S = Stellar Eclipse. C = Centroid Offset. E = Ephemeris Match.

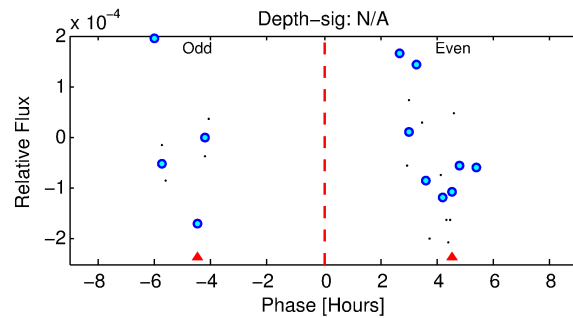
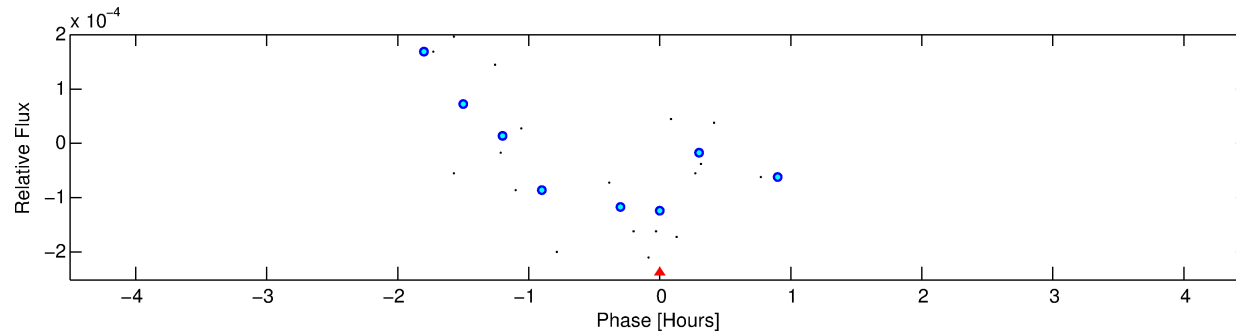
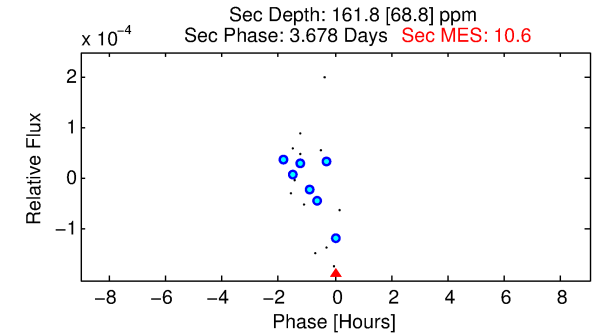
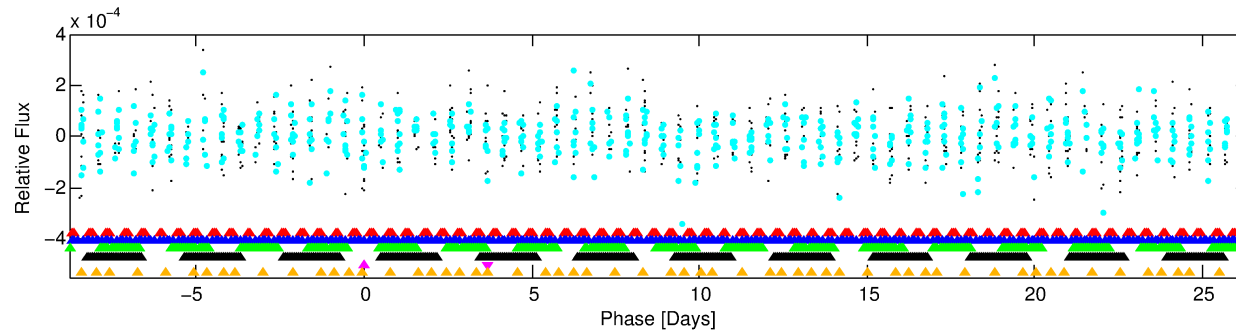
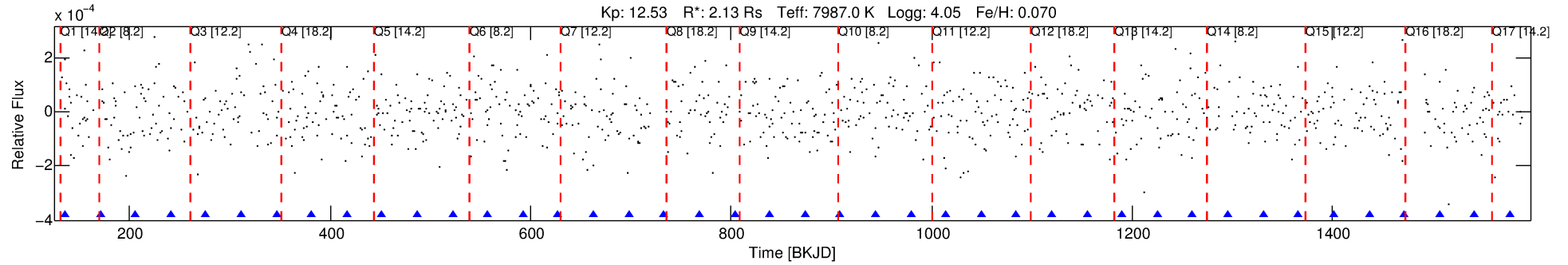
See http://exoplanetarchive.ipac.caltech.edu/docs/API_kepcandidate_columns.html#proj_disp_col for comment definitions.

Ephemeris Match Information For 007533425-05

No Significant Match Found

DV One-Page Summary

KIC: 7533425 Candidate: 5 of 6 Period: 35.153 d



TPS TCE Results:

Period = 35.15315 d
Epoch = 135.5829 BKJD

DV fit results are unavailable

DV Diagnostic Results:

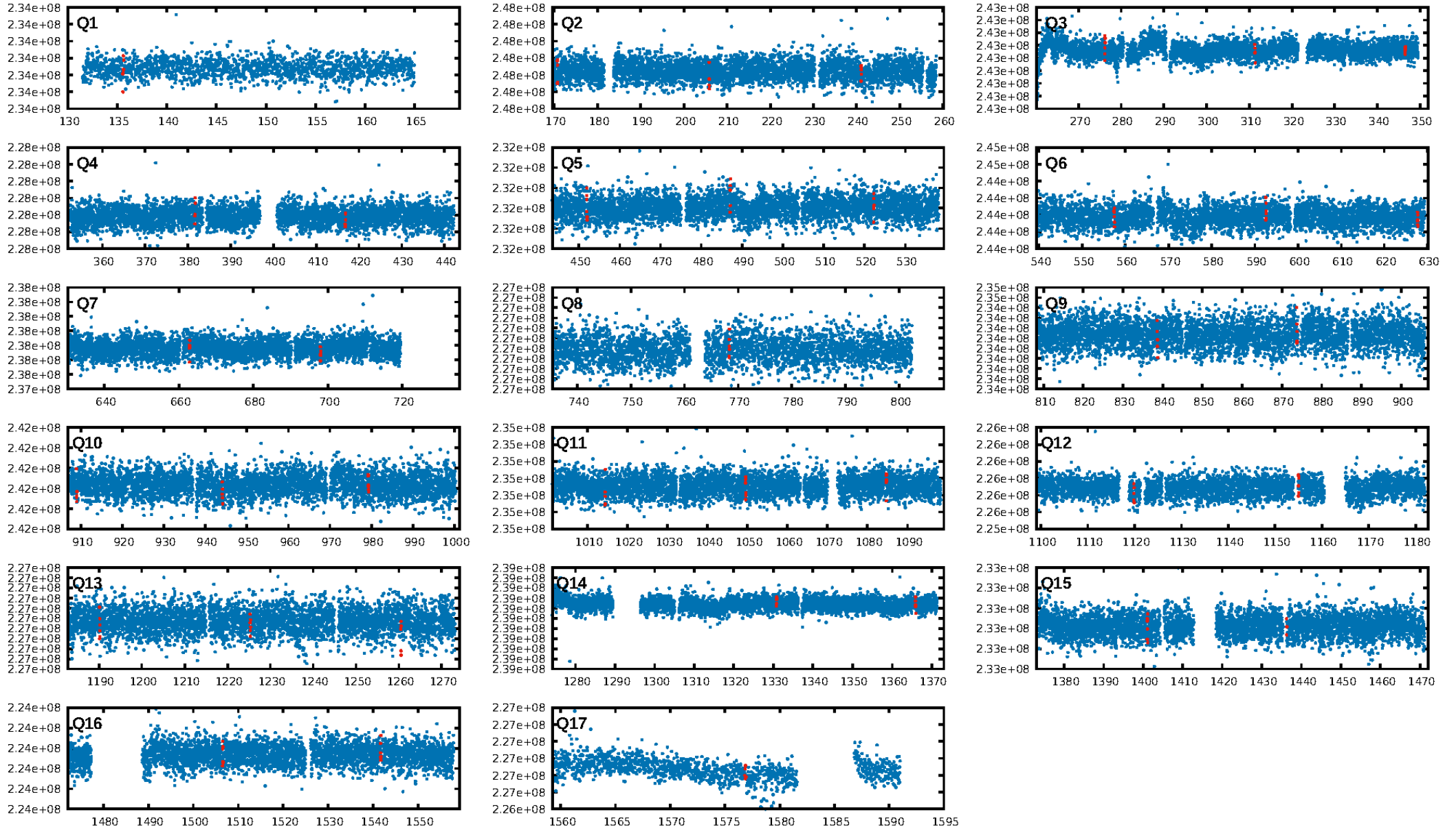
ShortPeriod-sig: 100.0% [118.35σ]
LongPeriod-sig: N/A
ModelChiSquare2-sig: N/A
ModelChiSquareGof-sig: N/A
Bootstrap-pfa: 2.50e-05
RollingBand-fgt: N/A
GhostDiagnostic-chr: N/A

Centroid-sig: N/A
Centroid-so: N/A
OotOffset-rm: N/A
KicOffset-rm: N/A
OotOffset-st: 0/0/0 [0]
KicOffset-st: 0/0/0 [0]
DiffImageQuality-fgm: N/A
DiffImageOverlap-fno: N/A

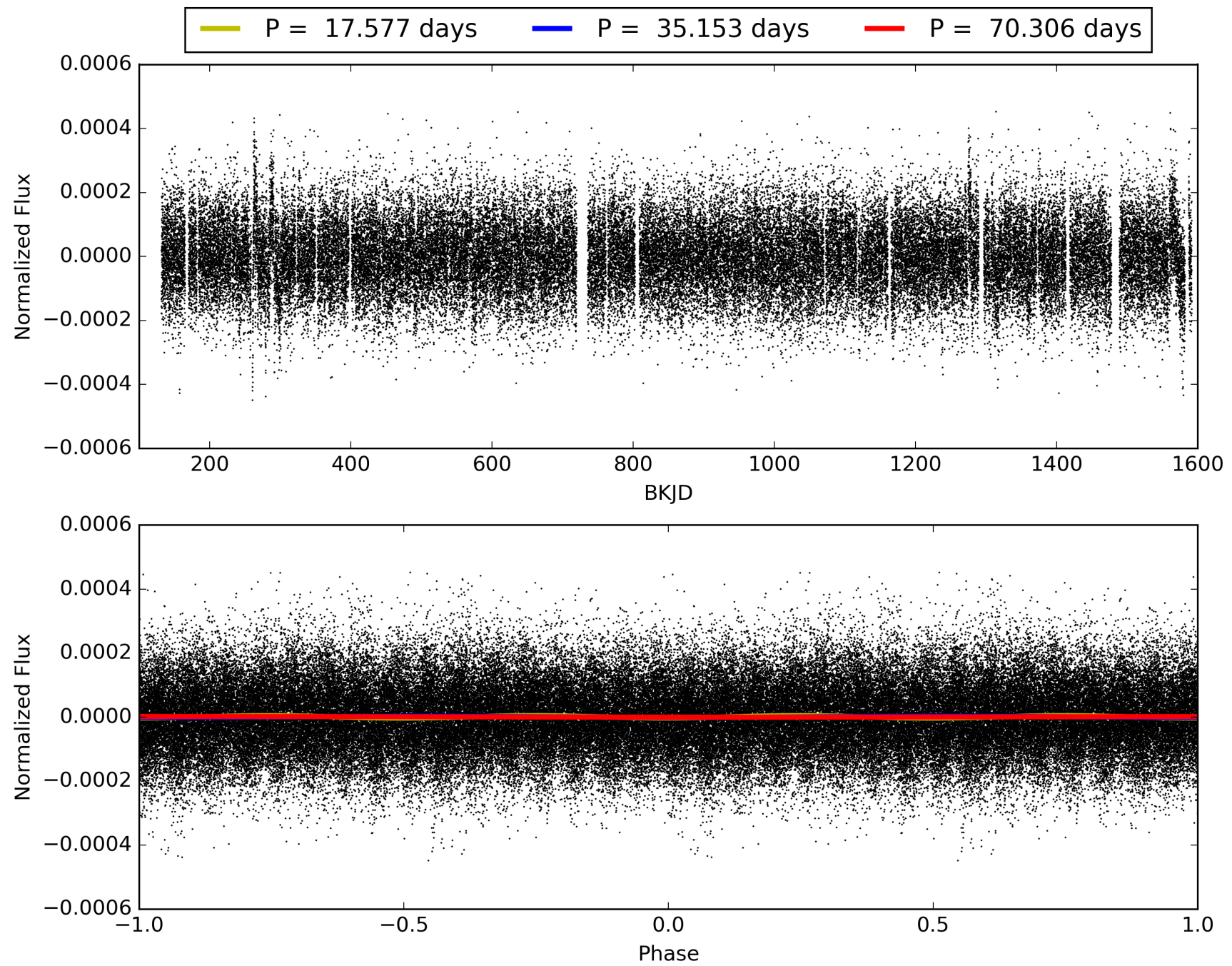
Software Revision: svn+ssh://murzim/repo/soc/tags/release/9.3.42@60958 -- Date Generated: 01-Feb-2016 02:20:18 Z

This Data Validation Report Summary was produced in the Kepler Science Operations Center Pipeline at NASA Ames Research Center

TCE 007533425-05, PDC Light Curves

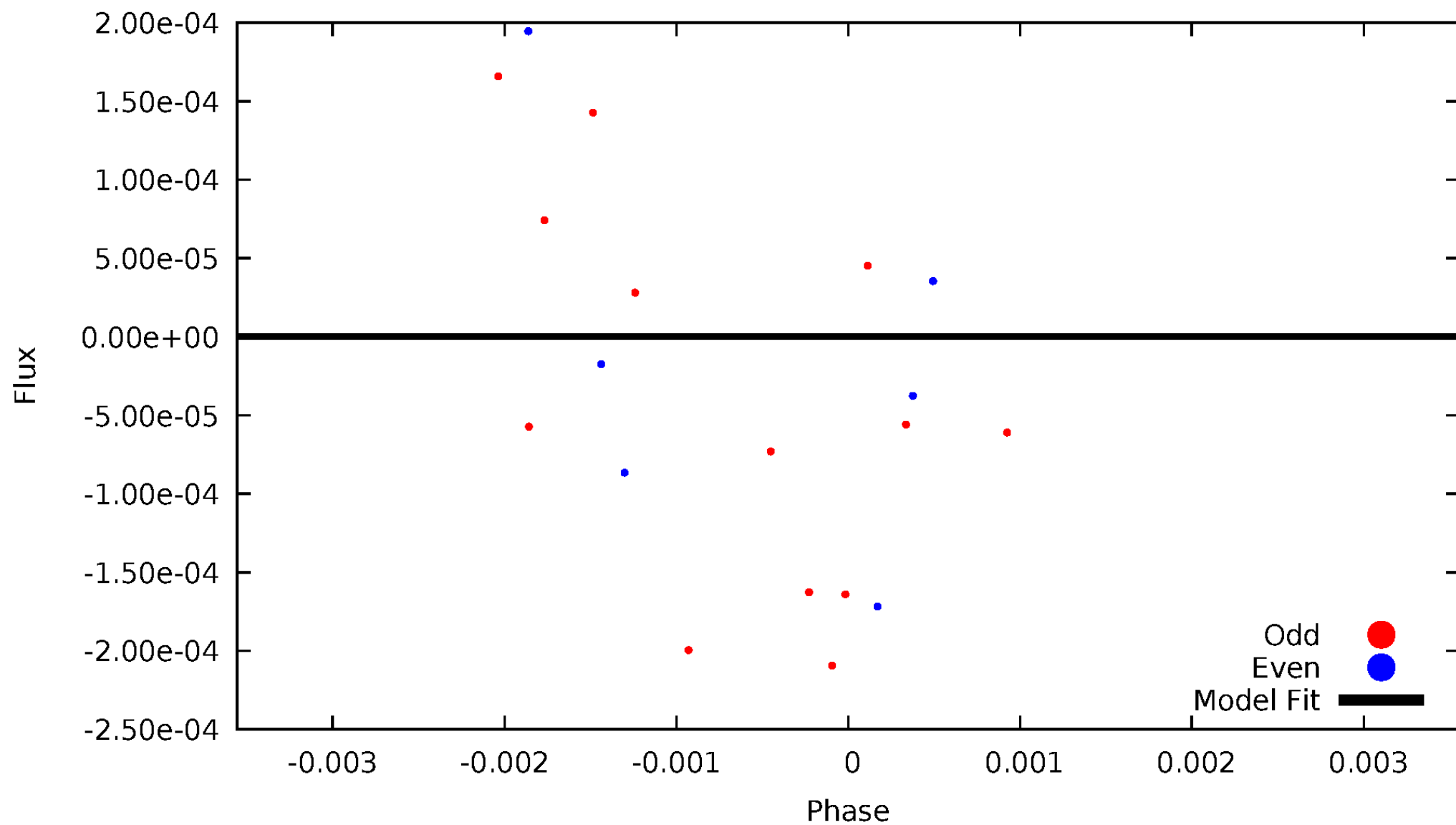


TCE 007533425-05



DV Odd/Even

TCE 007533425-05

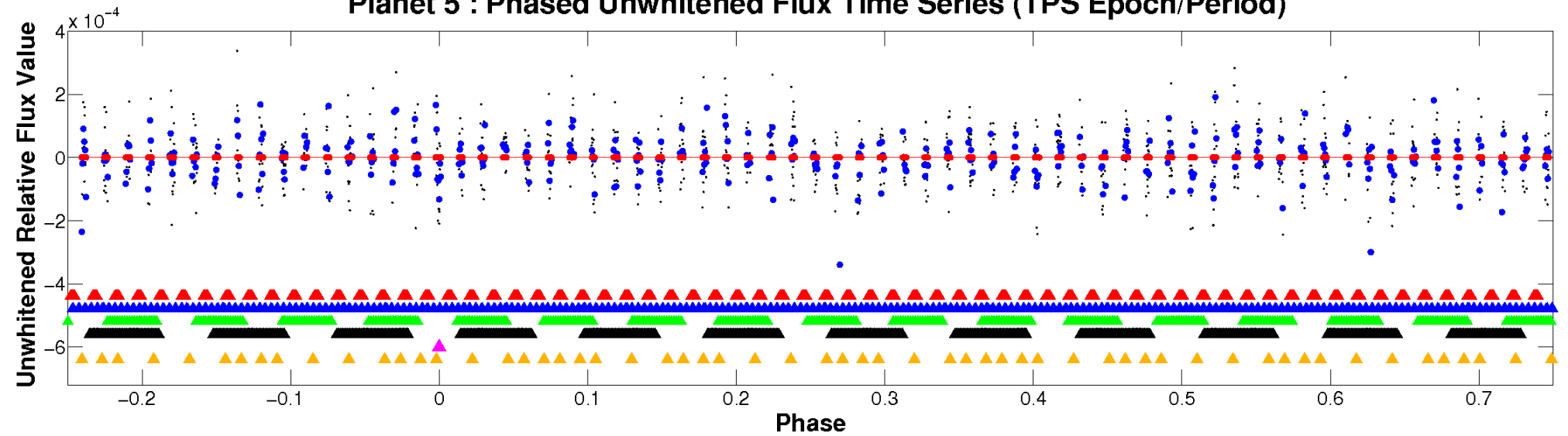


ALT Odd/Even

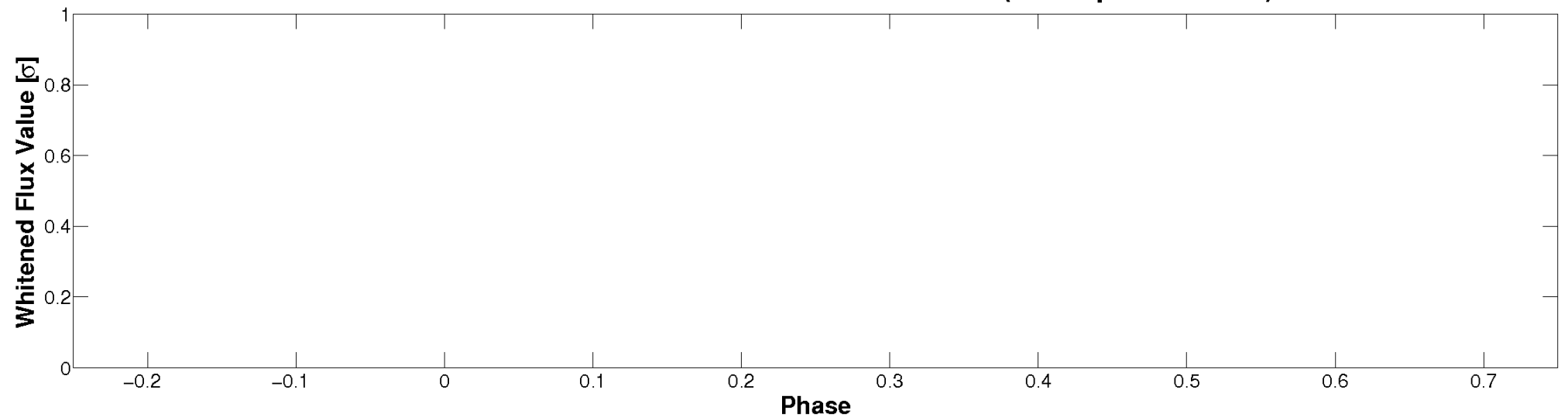
This plot does not exist for this TCE.

Non-Whitened Vs. Whitened Light Curve

Planet 5 : Phased Unwhitened Flux Time Series (TPS Epoch/Period)

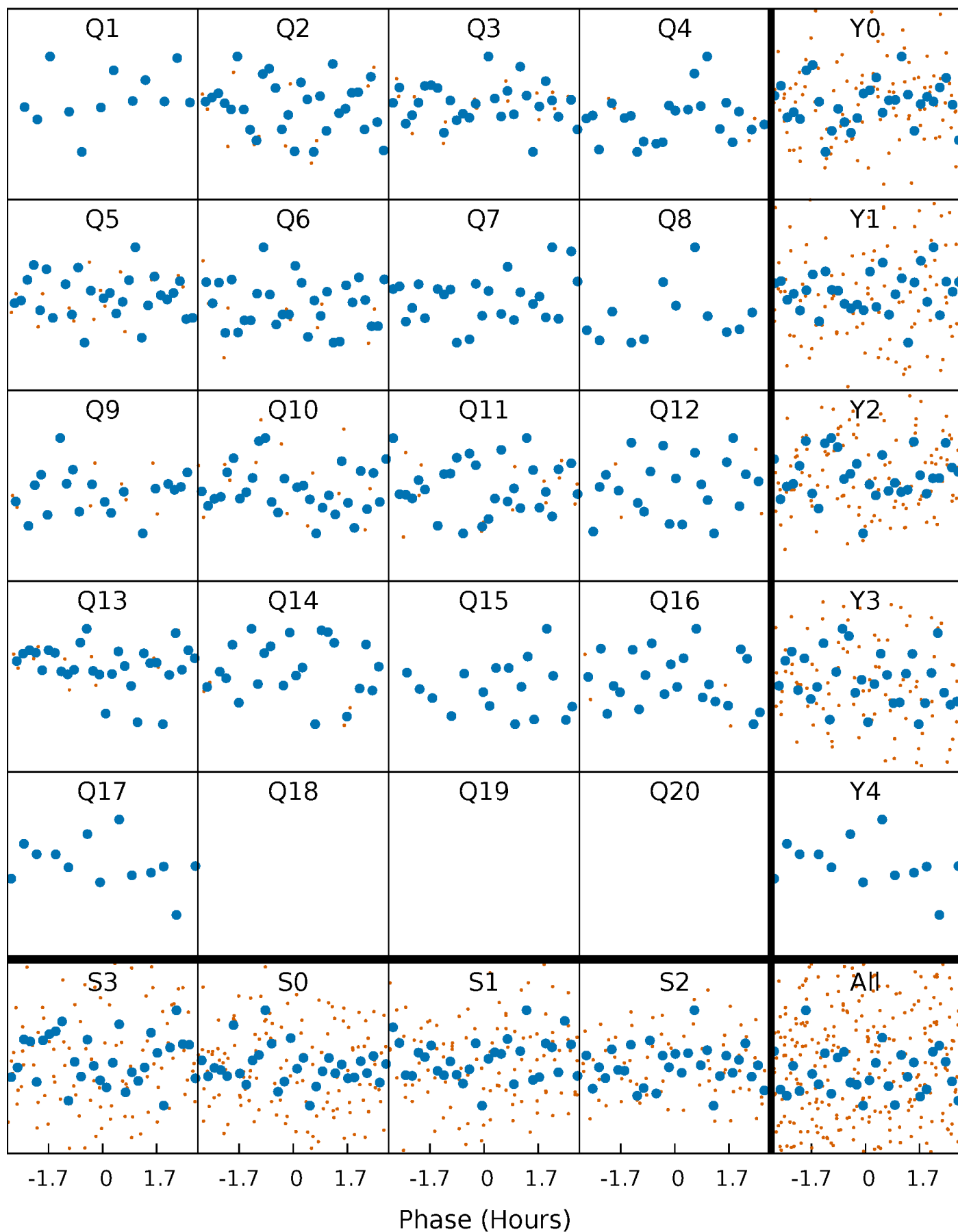


Planet 5 : Phased Whitened Flux Time Series (TPS Epoch/Period)



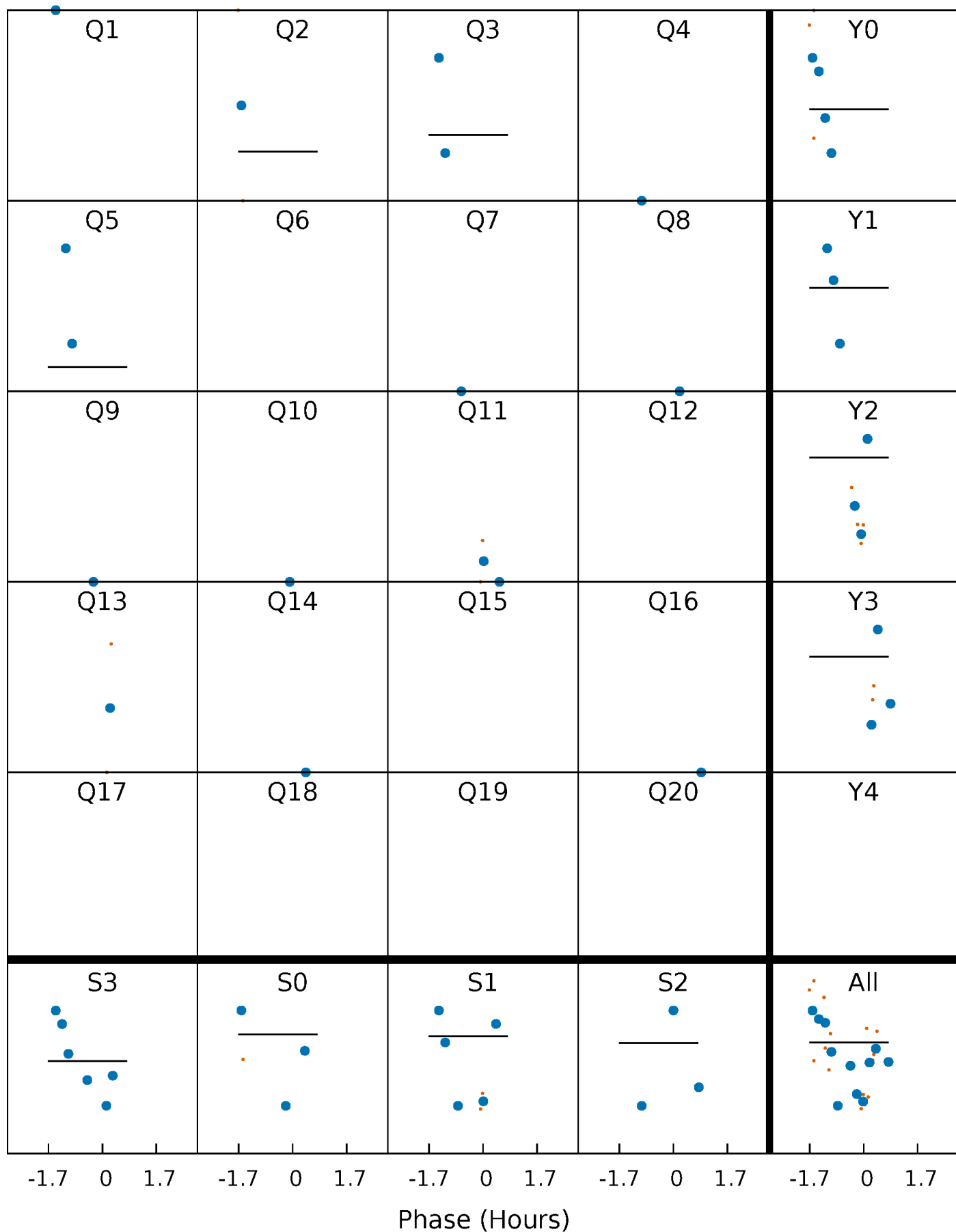
PDC Quarter-Phased Transit Curves

TCE 007533425-05 P= 35.153150 Days $T_0=135.582870$ (BKJD)



DV Quarter-Phased Transit Curves

TCE 007533425-05 P= 35.153150 Days $T_0=135.582870$ (BKJD)

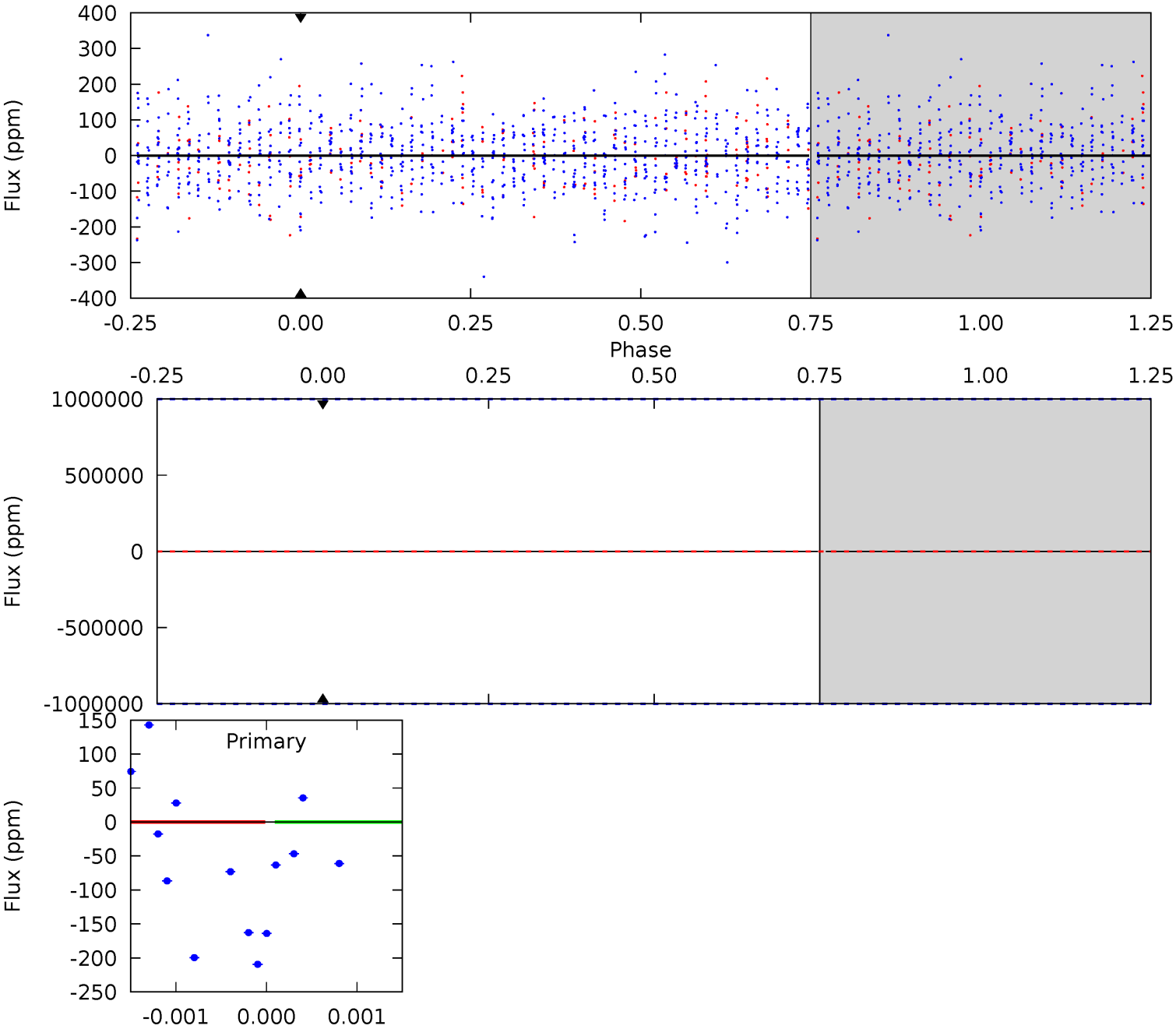


This plot does not exist for this TCE.

DV Model-Shift Uniqueness Test

007533425-05, P = 35.153150 Days, E = 100.429720 Days

Pri	Sec	Ter	Pos	FA ₁	FA ₂	F _{Red}	Pri-Ter	Pri-Pos	Sec-Ter	Sec-Pos	Odd-Evn	DMM	Shape	TAT
0	0	0	0	1.00	1.00	1.00	0	0	0	0	0	0	0	0



Alt Model-Shift Uniqueness Test

This plot does not exist for this TCE.

Stellar Parameters For KIC 007533425

	$T_{\text{eff}}(K)$	$\log(g)$	[Fe/H]	$R (R_{\odot})$	$M(M_{\odot})$	$p_{\star} (\text{g}\cdot\text{cm}^{-3})$
	7987^{+221}_{-331}	$4.054^{+0.165}_{-0.150}$	$0.070^{+0.250}_{-0.450}$	$2.129^{+0.448}_{-0.498}$	$1.870^{+0.156}_{-0.337}$	$0.273^{+0.245}_{-0.111}$
	+3%/-4%	+4%/-4%	+357%/-643%	+21%/-23%	+8%/-18%	+90%/-41%
Source	KIC0	KIC0	KIC0	DSEP		

KIC = Kepler Input Catalog; PHO = Photometry; SPE = Spectroscopy; AST = Asteroseismology
 TRA = Transits; DESP = Dartmouth Models; MULT = Multiple Models

Secondary Eclipse Parameters for KIC 007533425-05 / KOI

Detrend	Depth (ppm)	$R_p (R_{\oplus})$	$T_{max} (K)$	$T_{obs} (K)$	A_{obs}
DV	0 ± 1000000	$17.84^{+17.34}_{-11.31}$	1405^{+97}_{-95}	-3152^{+45406}_{-31267}	$-7.217^{+20023.436}_{-13910.484}$
Alt.	N/A	N/A	N/A	N/A	N/A

T_{max} = Theoretical Maximum Planetary Temperature

T_{obs} = Observed Planetary Temperature (Assuming $A=0.3$)

A_{obs} = Observed Albedo (Assuming $T=0$)

If a secondary eclipse is present, the system is likely an EB if $T_{obs} \gg T_{max}$ AND $A_{obs} \gg 1.0$

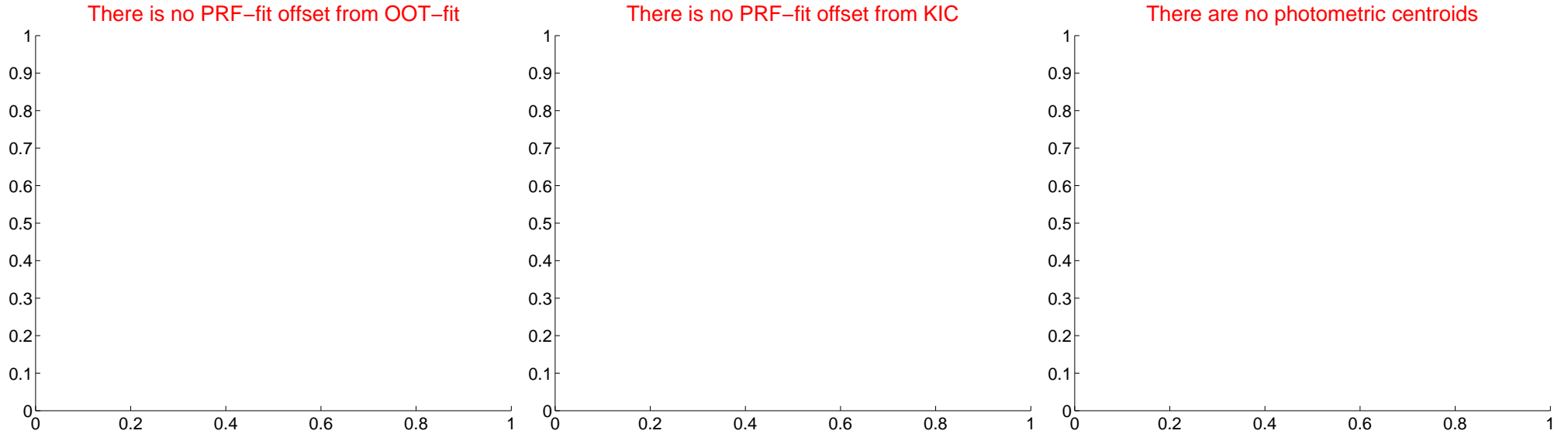
DV Centroid Data

Supplemental centroid analysis for 007533425-05. Kepler magnitude: 12.54. Transit SNR -1.00

There are 0 quarters with good PRF difference image offsets

The direct PRF centroid is offset from the target star catalog position by about NaN arcsec

	Distance in arcsec	Distance / σ	Δ RA	Δ Dec
PRF-fit source offset from OOT	—	—	—	—
PRF-fit source offset from KIC position	—	—	—	—
photometric centroid source offset	—	—	—	—



Centroid source offsets from the target star reconstructed from PRF and photometric centroids. Sky blue crosses: good quarterly centroid offsets; Vermillion crosses: bad quarterly centroid offsets; magenta cross: average over quarters. Length of the crosses: one- σ uncertainty. Blue circle: three- σ . Red *: target star. Blue *: Other stars. Text next to a star gives its KIC ID and kepmag. KIC IDs > 15,000,000 are from the UKIRT catalog.

white \times : KIC target position; $+$: OOT centroid; \triangle : difference centroid. red \times : large negative pixel value.



white \times : KIC target position; $+$: OOT centroid; \triangle : difference centroid. red \times : large negative pixel value.



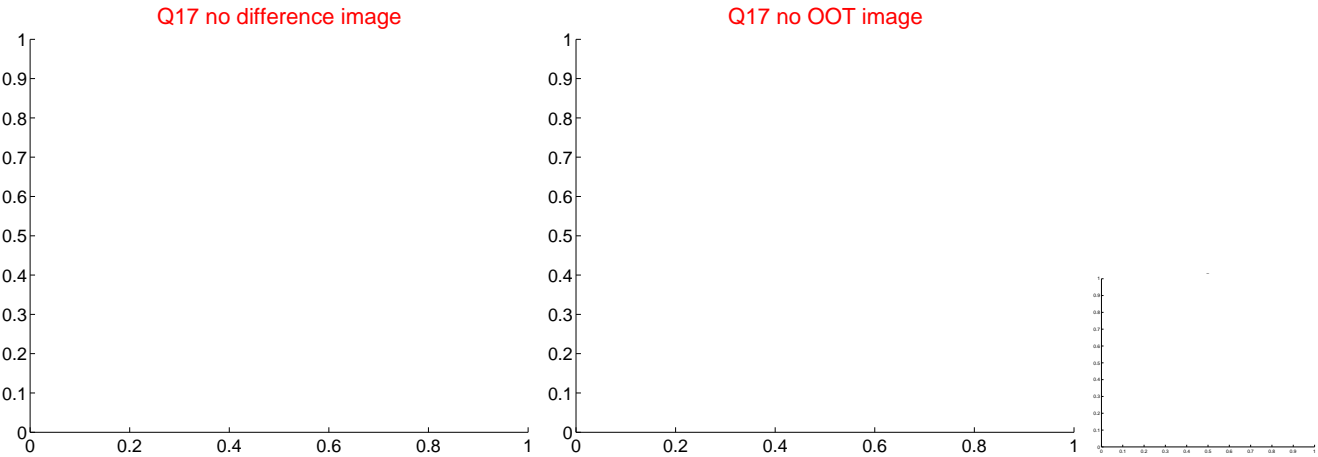
white \times : KIC target position; $+$: OOT centroid; \triangle : difference centroid. red \times : large negative pixel value.



white \times : KIC target position; $+$: OOT centroid; \triangle : difference centroid. red \times : large negative pixel value.



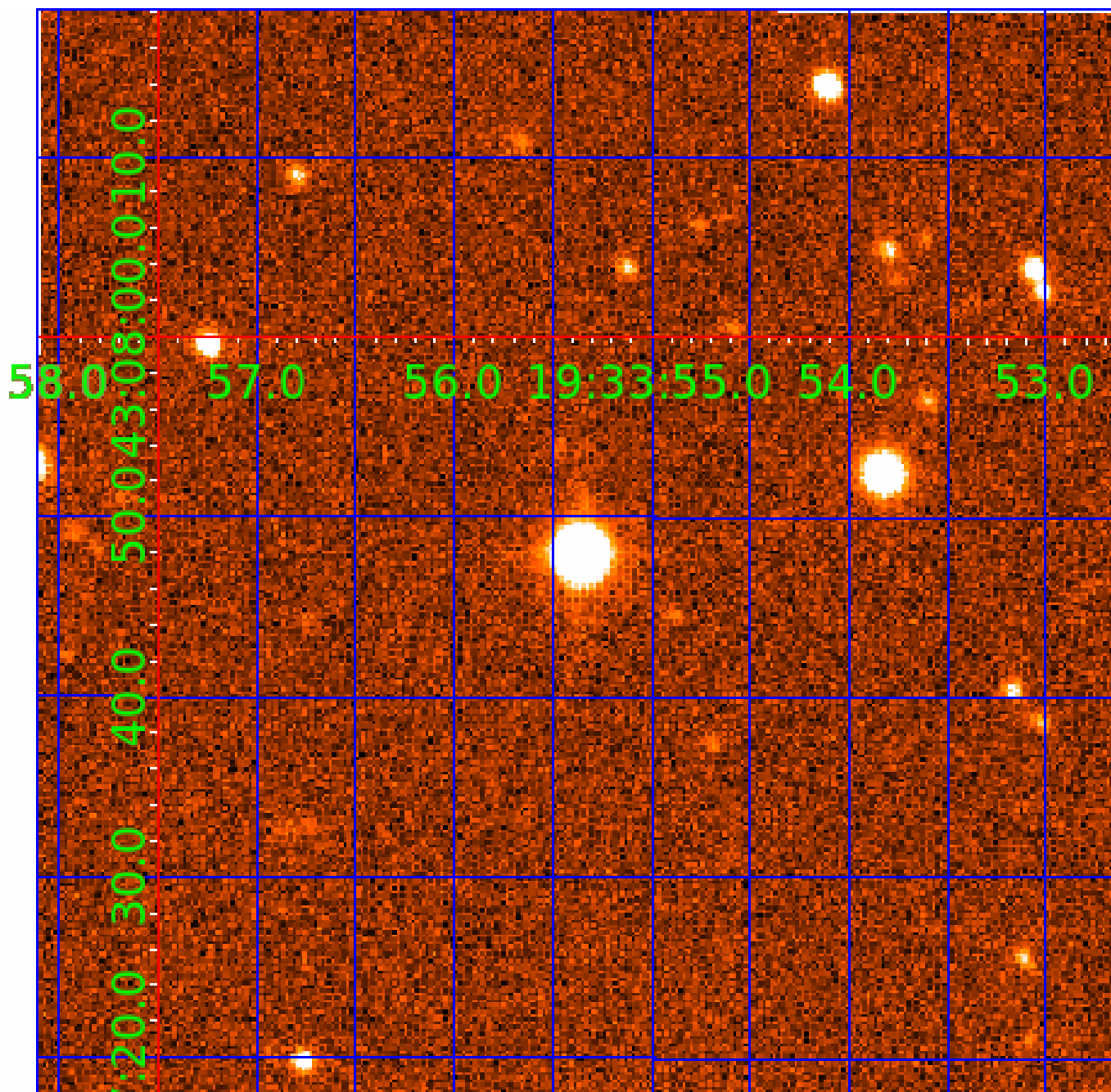
white \times : KIC target position; $+$: OOT centroid; \triangle : difference centroid. red \times : large negative pixel value.



folded centroid time series figure for this object.

UKIRT Image

Declination



KIC 007533425

Q1-17 DR25 TCE Parameters

TCE	Run Type	KOI?	Period (Days)	Epoch (BKJD)	Depth (ppm)	Duration (Hours)	MES	SNR	R_{\star} (R_{\odot})	T_{\star} (K)	R_p (R_{\oplus})	S_p (S_{\oplus})
007533425-01	OBS	No	0.524711	131.577371	5.2	3.953	8.8	6.1	2.13	7987	0.50	67089.13
007533425-02	OBS	No	2.846322	134.342177	80.7	1.025	17.6	13.4	2.13	7987	1.96	7038.84
007533425-03	OBS	No	4.139079	133.913267	38.9	1.844	12.3	7.3	2.13	7987	1.38	4272.43
007533425-04	OBS	No	2.926024	131.913420	74.5	1.034	15.9	12.6	2.13	7987	1.92	6784.36
007533425-05	OBS	No	35.153150	135.582870	518.0	1.500	13.6	-1.0	2.13	7987	4.92	246.56
007533425-06	OBS	No	24.692091	148.051623	393.5	1.500	13.5	-1.0	2.13	7987	4.29	394.88

Robovetter Results

TCE	Run Type	Disp	Score	N	S	C	E	Comments
007533425-01	OBS	FP	0.00	1	0	0	0	LPP_DV—LPP_ALT—CENT_FEW_MEAS
007533425-02	OBS	FP	0.00	1	0	0	0	INDIV_TRANS_RUBBLE—TRANS_GAPPED—LPP_DV—MOD_NONUNIQ_DV—CENT_FEW_MEAS
007533425-03	OBS	FP	0.00	1	0	0	0	INDIV_TRANS_RUBBLE—TRANS_GAPPED—LPP_DV—MOD_NONUNIQ_DV—MOD_TER_DV
007533425-04	OBS	FP	0.00	1	0	0	0	INDIV_TRANS_RUBBLE—TRANS_GAPPED—LPP_DV—MOD_NONUNIQ_DV
007533425-05	OBS	FP	0.00	1	0	0	0	INDIV_TRANS_RUBBLE—TRANS_GAPPED—LPP_DV—NO_FITS—CENT_NOFITS
007533425-06	OBS	FP	0.00	1	0	0	0	INDIV_TRANS_RUBBLE—TRANS_GAPPED—LPP_DV—NO_FITS—CENT_NOFITS

Notes: OBS = Observed. INJ = Injected. INV = Inverted. SCR = Scrambled.

N = Not Transit-Like. S = Stellar Eclipse. C = Centroid Offset. E = Ephemeris Match.

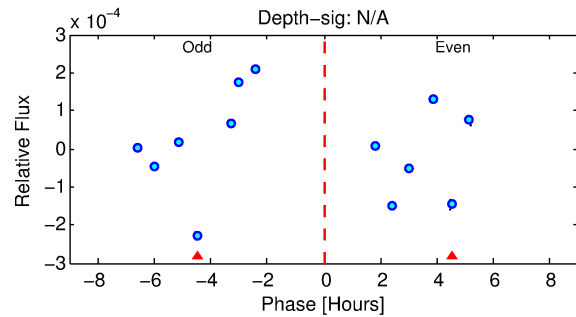
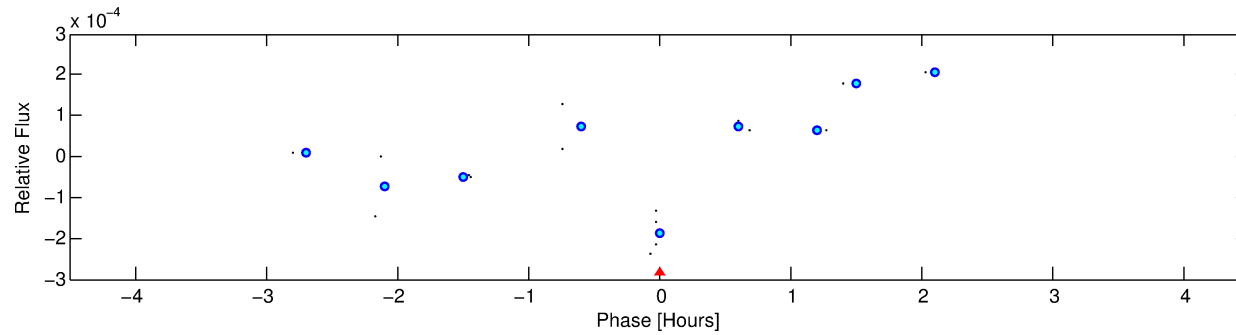
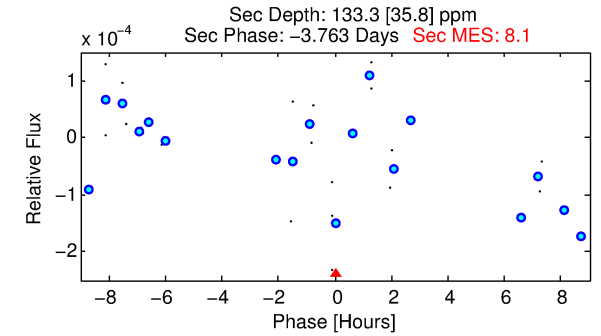
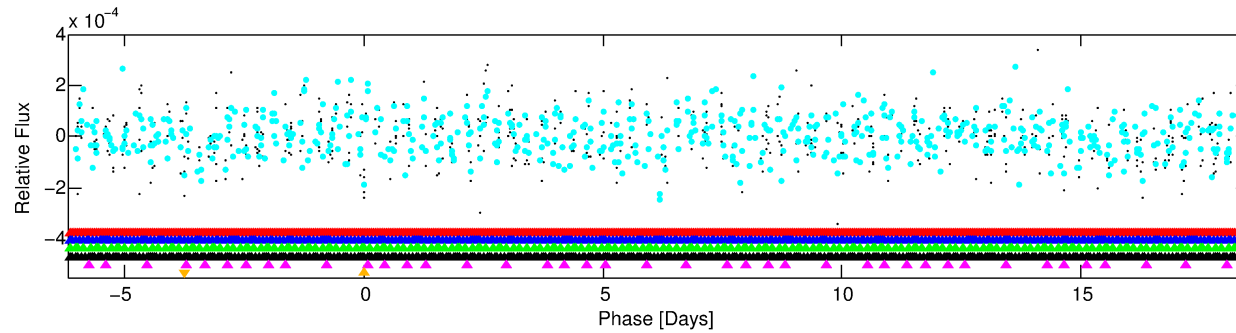
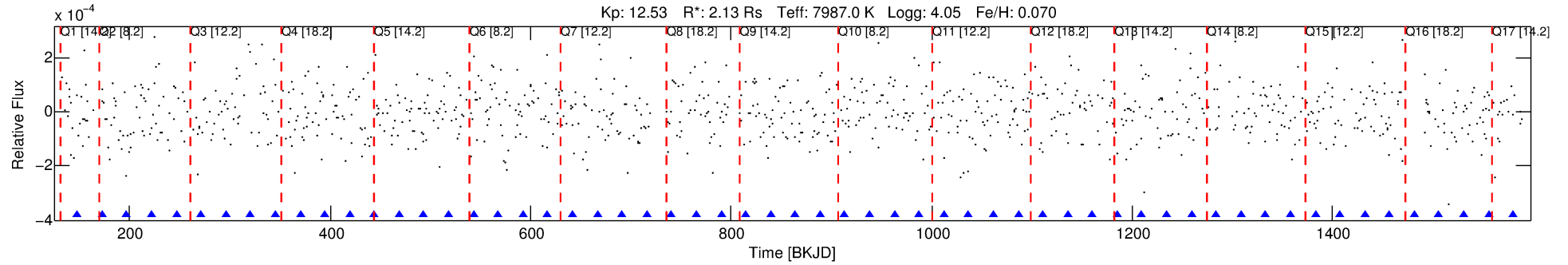
See http://exoplanetarchive.ipac.caltech.edu/docs/API_kepcandidate_columns.html#proj_disp_col for comment definitions.

Ephemeris Match Information For 007533425-06

No Significant Match Found

DV One-Page Summary

KIC: 7533425 Candidate: 6 of 6 Period: 24.692 d



TPS TCE Results:

Period = 24.69209 d
Epoch = 148.0516 BKJD

DV fit results are unavailable

DV Diagnostic Results:

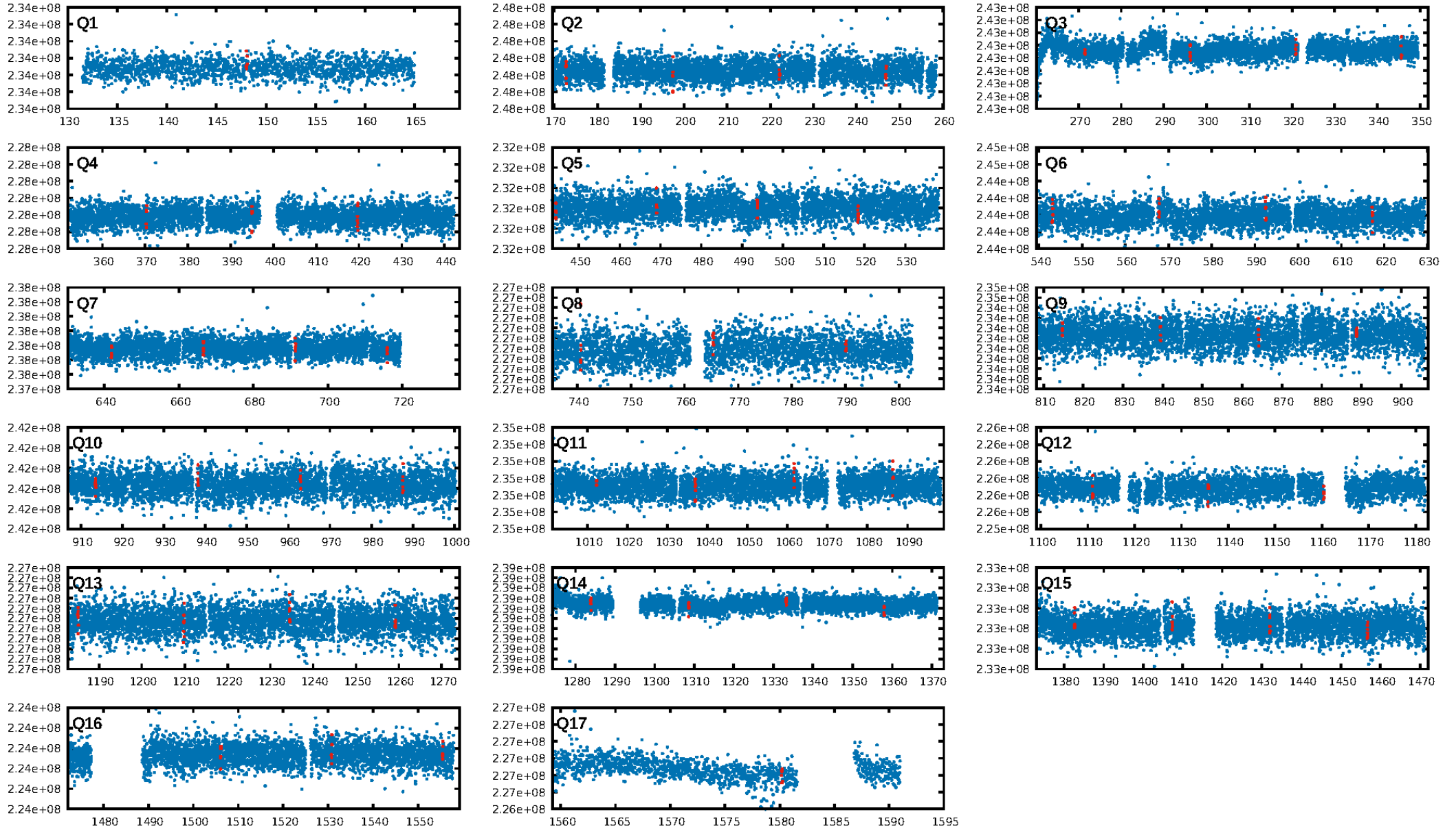
ShortPeriod-sig: 100.0% [207.54σ]
LongPeriod-sig: 100.0% [118.35σ]
ModelChiSquare2-sig: N/A
ModelChiSquareGof-sig: N/A
Bootstrap-pfa: 2.51e-05
RollingBand-fgt: N/A
GhostDiagnostic-chr: N/A

Centroid-sig: N/A
Centroid-so: N/A
OotOffset-rm: N/A
KicOffset-rm: N/A
OotOffset-st: 0/0/0 [0]
KicOffset-st: 0/0/0 [0]
DiffImageQuality-fgm: N/A
DiffImageOverlap-fno: N/A

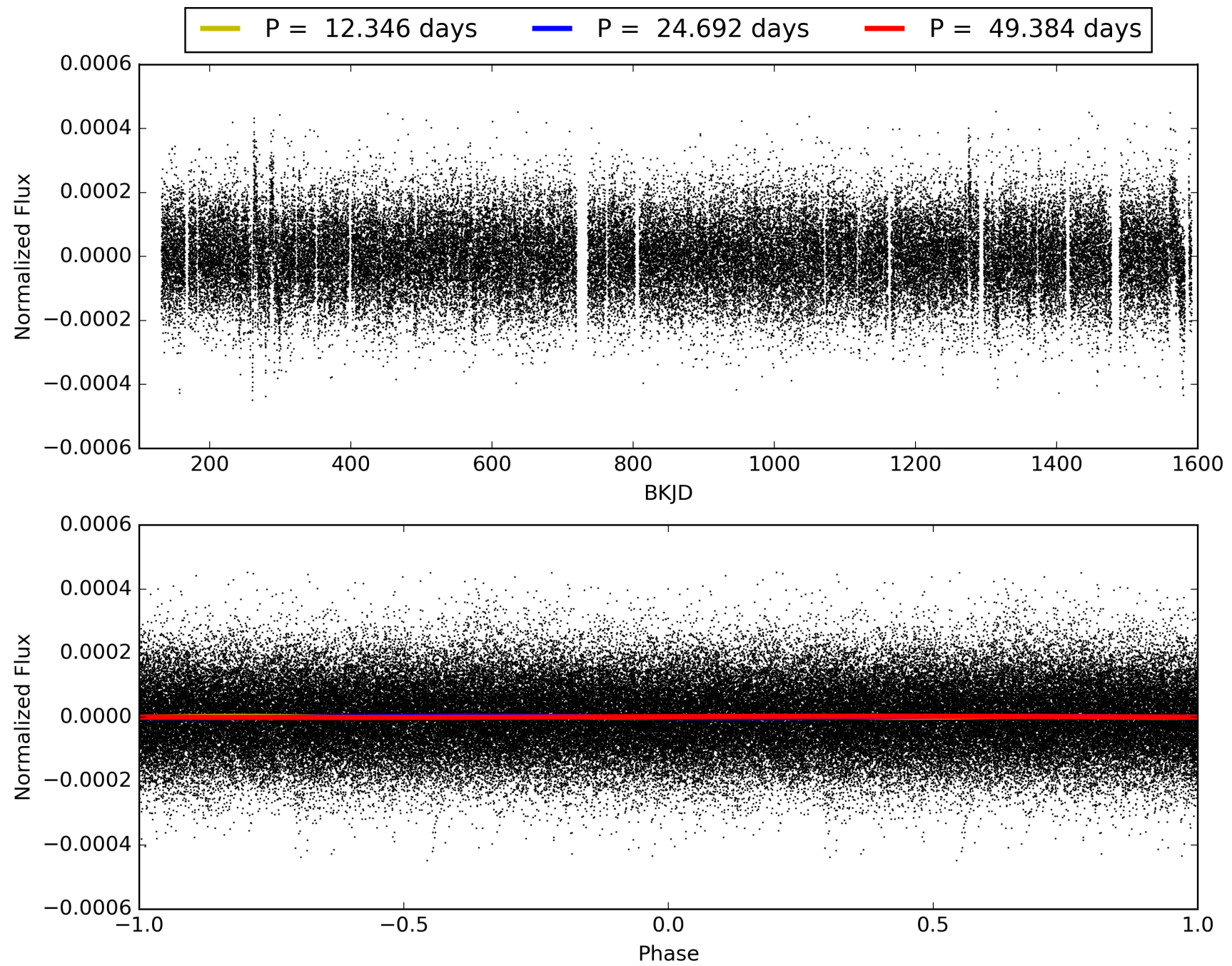
Software Revision: svn+ssh://murzim/repo/soc/tags/release/9.3.42@60958 -- Date Generated: 01-Feb-2016 02:20:20 Z

This Data Validation Report Summary was produced in the Kepler Science Operations Center Pipeline at NASA Ames Research Center

TCE 007533425-06, PDC Light Curves

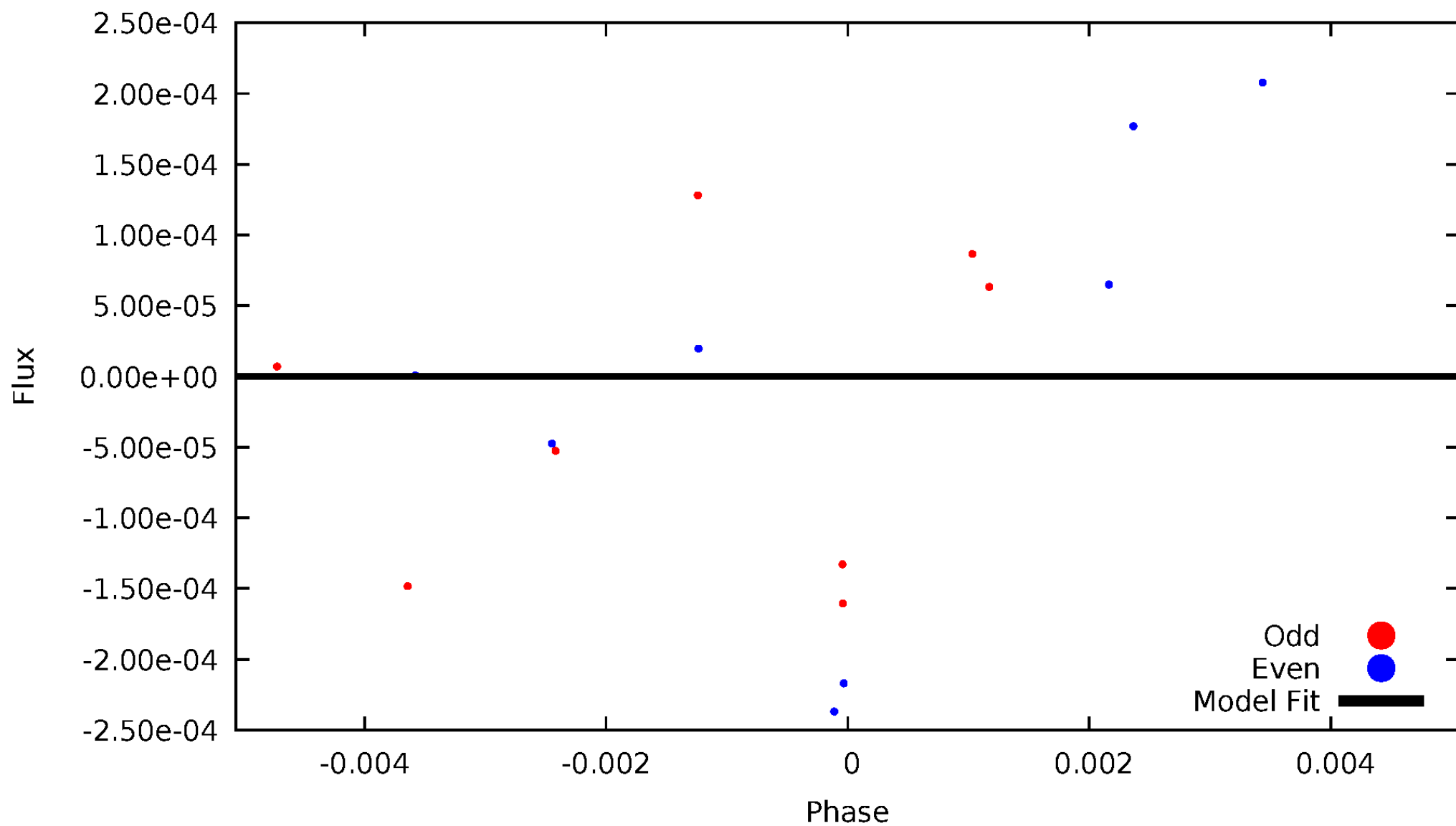


TCE 007533425-06



DV Odd/Even

TCE 007533425-06

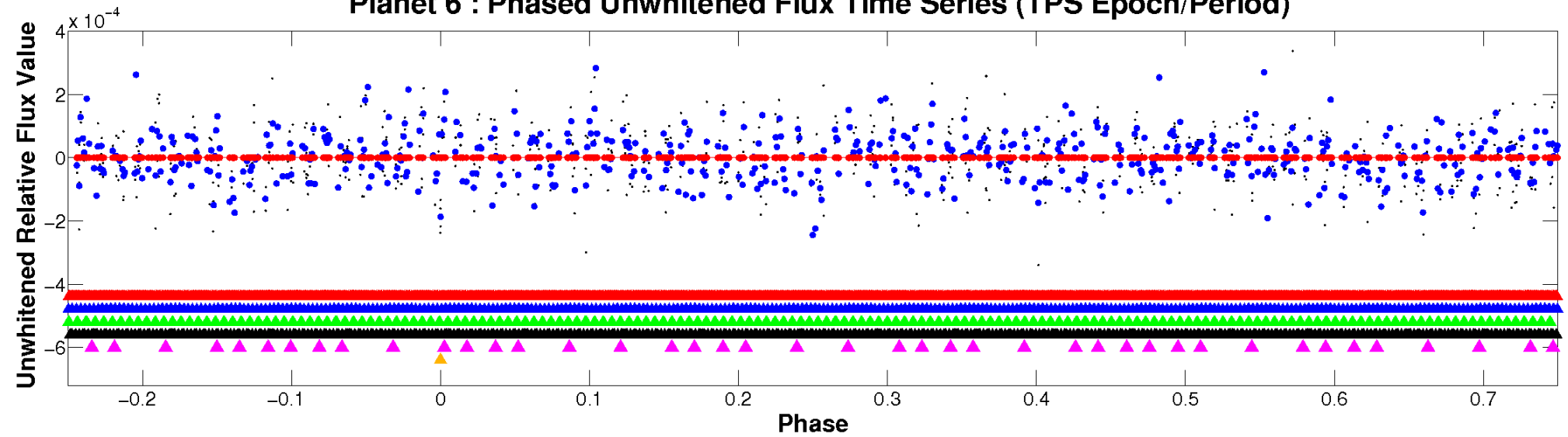


ALT Odd/Even

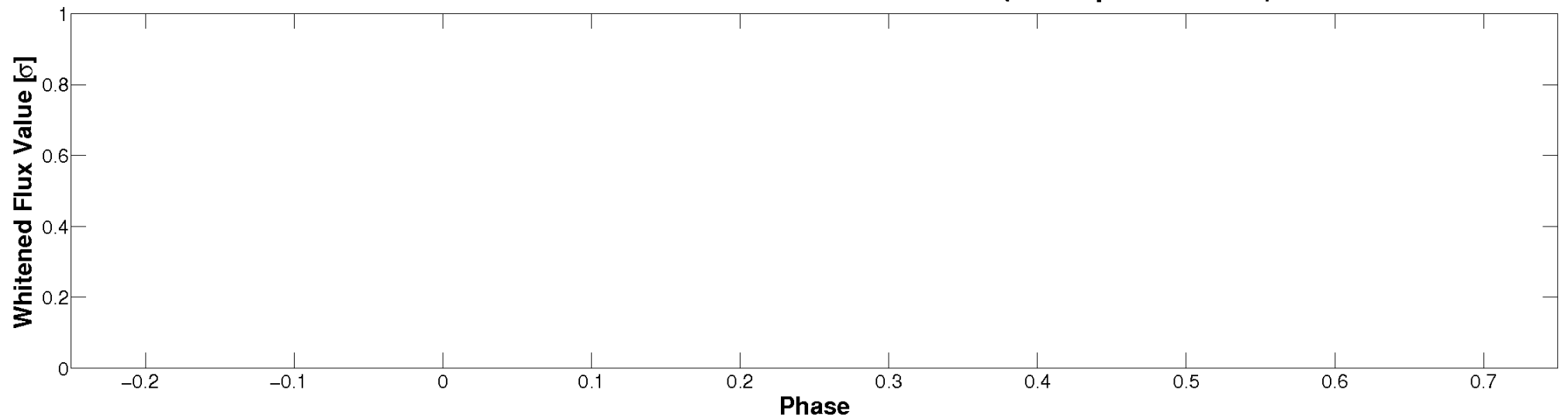
This plot does not exist for this TCE.

Non-Whitened Vs. Whitened Light Curve

Planet 6 : Phased Unwhitened Flux Time Series (TPS Epoch/Period)

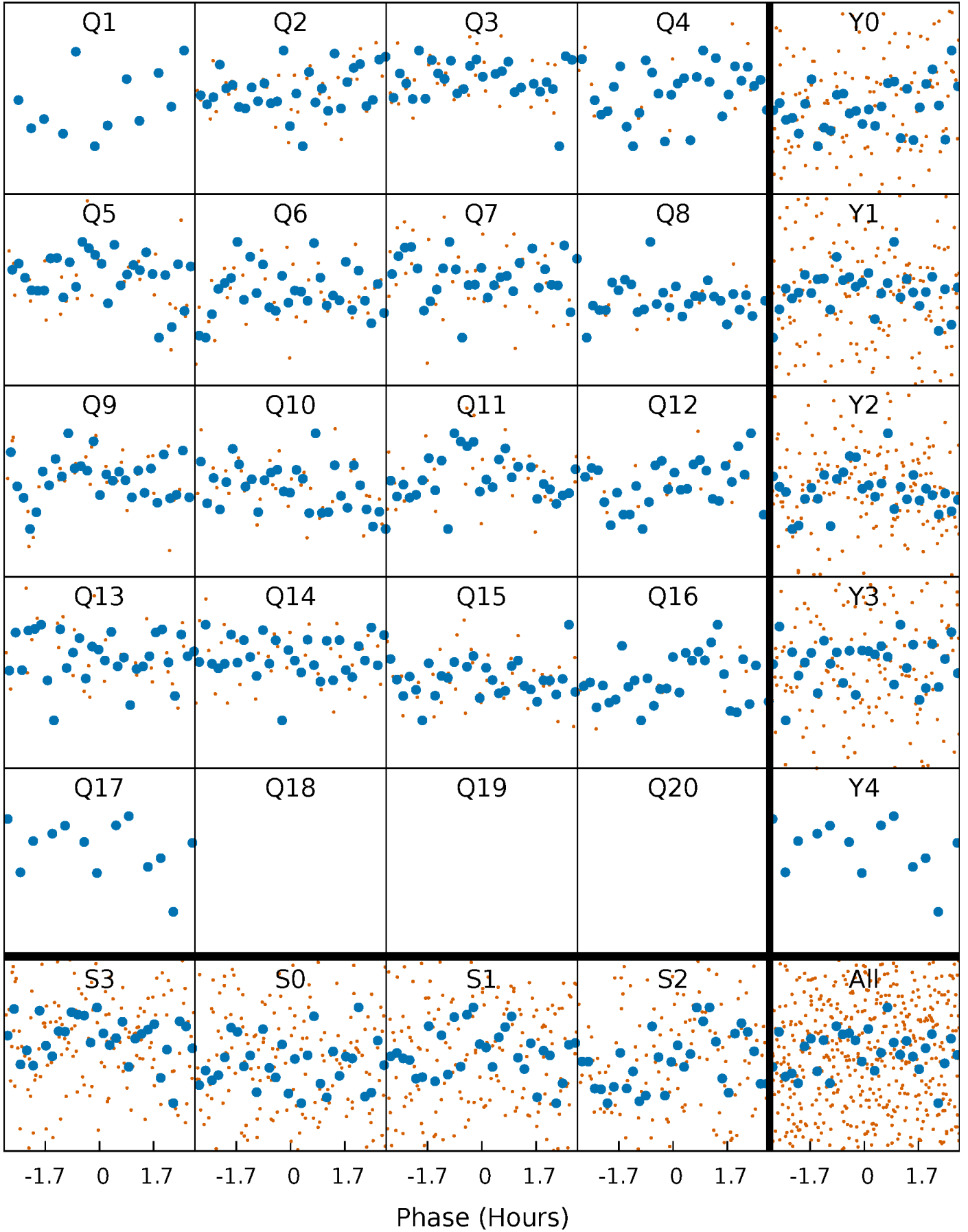


Planet 6 : Phased Whitened Flux Time Series (TPS Epoch/Period)



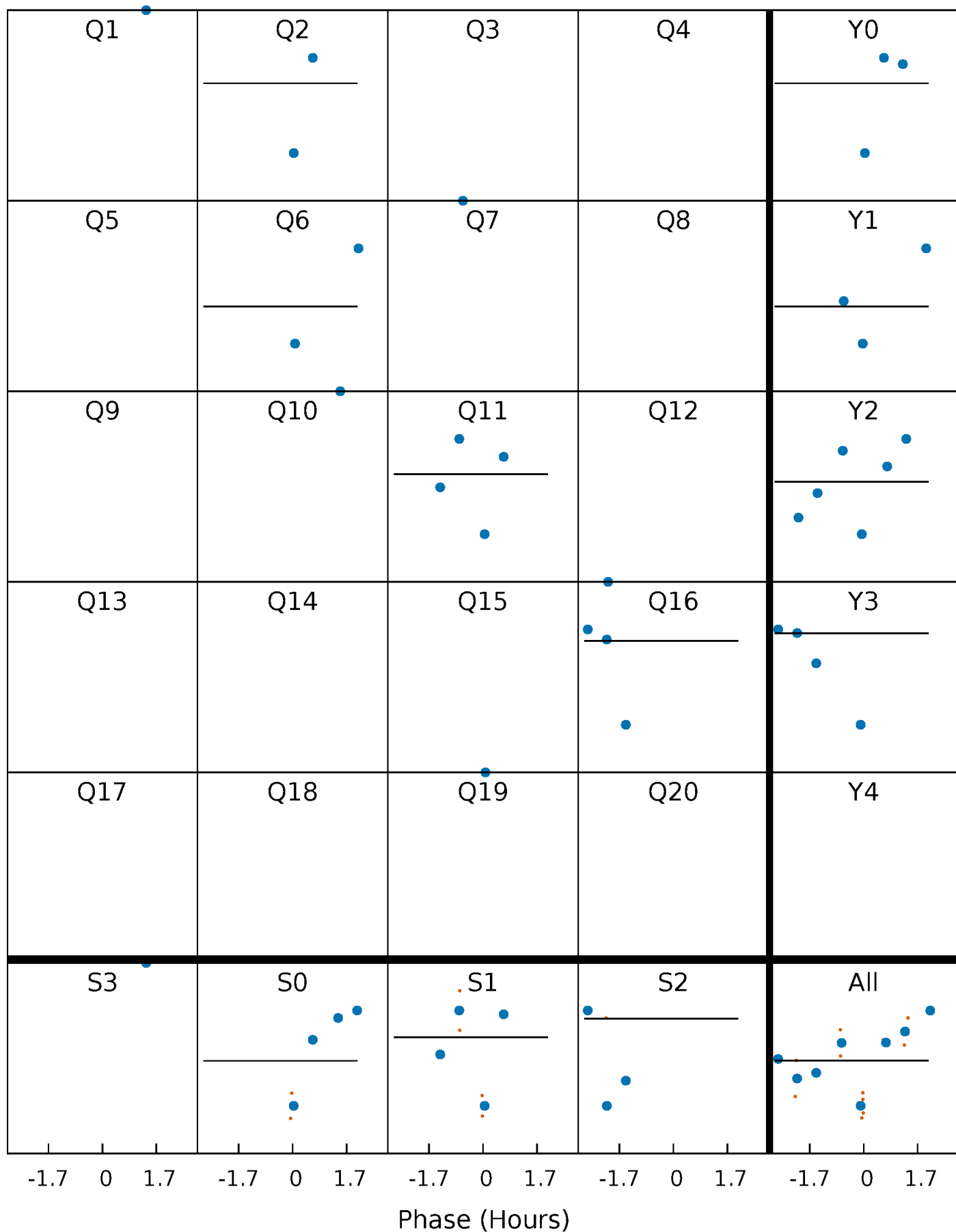
PDC Quarter-Phased Transit Curves

TCE 007533425-06 P= 24.692091 Days $T_0=148.051623$ (BKJD)



DV Quarter-Phased Transit Curves

TCE 007533425-06 P= 24.692091 Days $T_0=148.051623$ (BKJD)

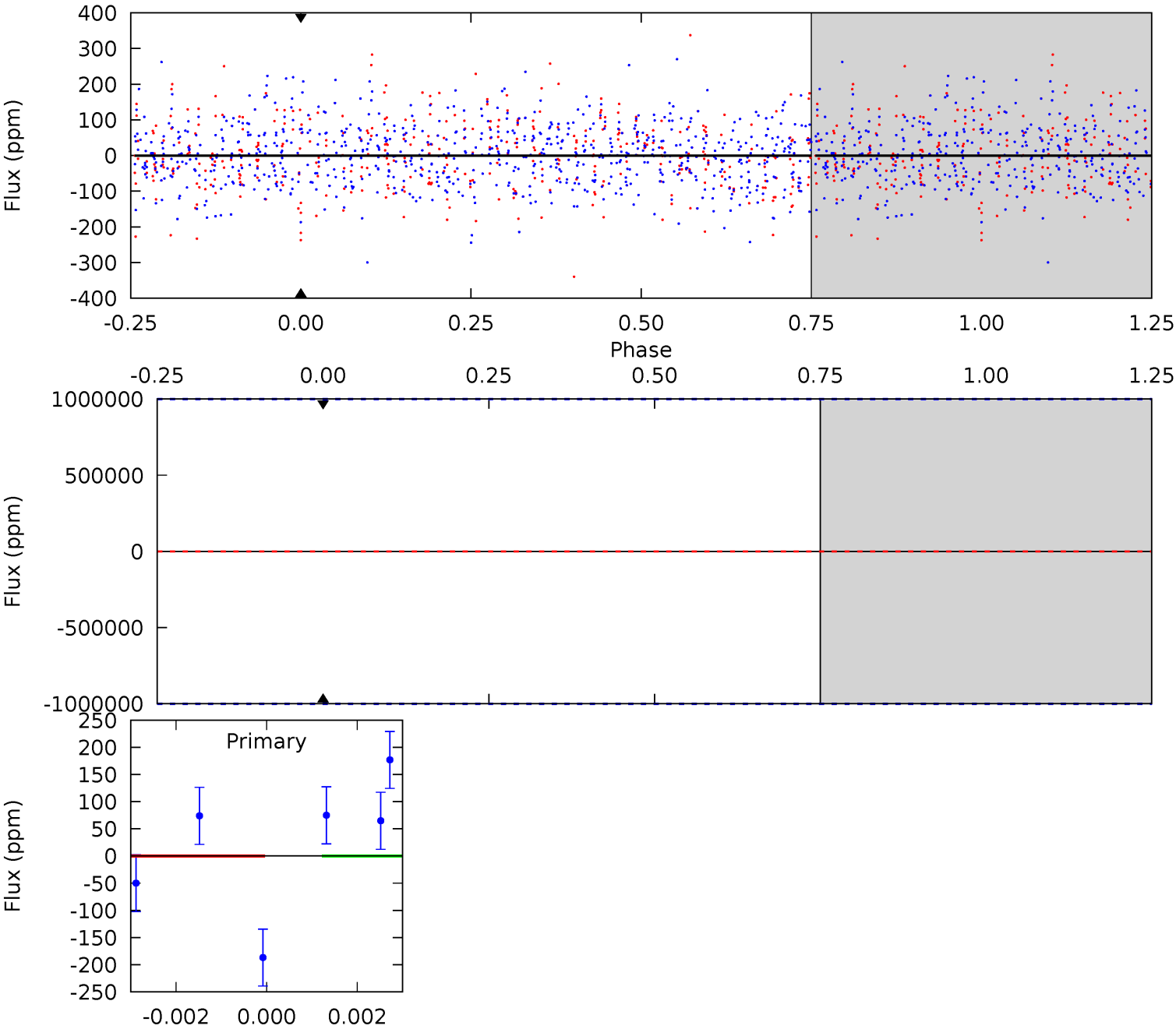


This plot does not exist for this TCE.

DV Model-Shift Uniqueness Test

007533425-06, P = 24.692091 Days, E = 123.359532 Days

Pri	Sec	Ter	Pos	FA ₁	FA ₂	F _{Red}	Pri-Ter	Pri-Pos	Sec-Ter	Sec-Pos	Odd-Evn	DMM	Shape	TAT
0	0	0	0	1.00	1.00	1.00	0	0	0	0	0	0	0	0



Alt Model-Shift Uniqueness Test

This plot does not exist for this TCE.

Stellar Parameters For KIC 007533425

	$T_{\text{eff}}(K)$	$\log(g)$	[Fe/H]	$R (R_{\odot})$	$M(M_{\odot})$	$p_{\star} (\text{g}\cdot\text{cm}^{-3})$
	7987^{+221}_{-331}	$4.054^{+0.165}_{-0.150}$	$0.070^{+0.250}_{-0.450}$	$2.129^{+0.448}_{-0.498}$	$1.870^{+0.156}_{-0.337}$	$0.273^{+0.245}_{-0.111}$
	+3%/-4%	+4%/-4%	+357%/-643%	+21%/-23%	+8%/-18%	+90%/-41%
Source	KIC0	KIC0	KIC0	DSEP		

KIC = Kepler Input Catalog; PHO = Photometry; SPE = Spectroscopy; AST = Asteroseismology
 TRA = Transits; DESP = Dartmouth Models; MULT = Multiple Models

Secondary Eclipse Parameters for KIC 007533425-06 / KOI

Detrend	Depth (ppm)	$R_p (R_{\oplus})$	$T_{max} (K)$	$T_{obs} (K)$	A_{obs}
DV	0 ± 1000000	$16.31^{+20.00}_{-11.42}$	1583^{+101}_{-93}	-5105^{+54751}_{-43668}	$-69.922^{+15681.700}_{-14985.798}$
Alt.	N/A	N/A	N/A	N/A	N/A

T_{max} = Theoretical Maximum Planetary Temperature
 T_{obs} = Observed Planetary Temperature (Assuming A=0.3)
 A_{obs} = Observed Albedo (Assuming T=0)

If a secondary eclipse is present, the system is likely an EB if $T_{obs} \gg T_{max}$ AND $A_{obs} \gg 1.0$

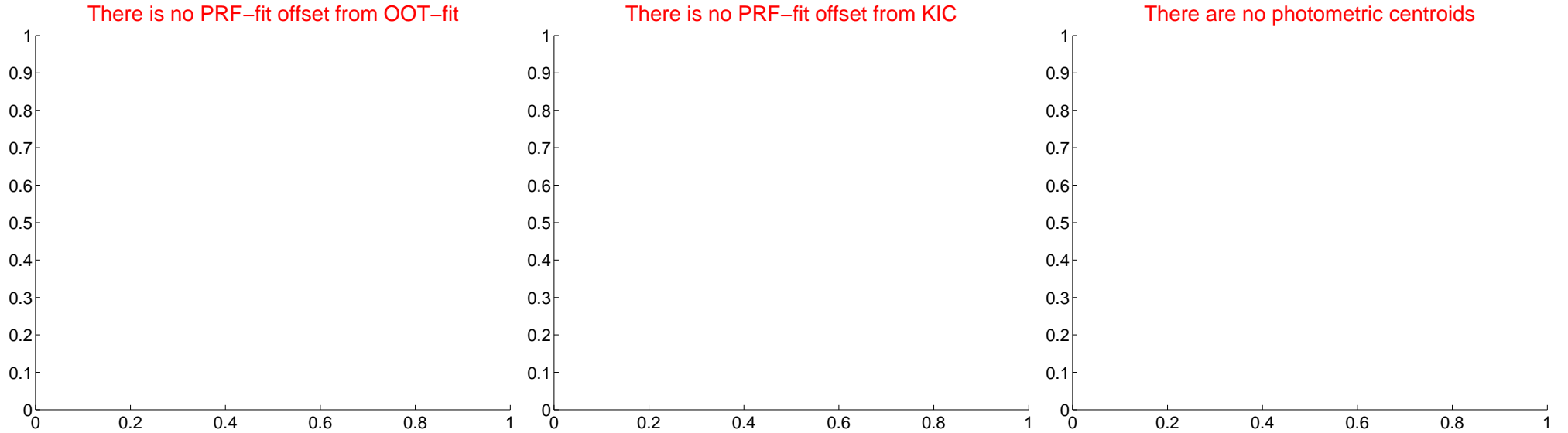
DV Centroid Data

Supplemental centroid analysis for 007533425-06. Kepler magnitude: 12.54. Transit SNR -1.00

There are 0 quarters with good PRF difference image offsets

The direct PRF centroid is offset from the target star catalog position by about NaN arcsec

	Distance in arcsec	Distance / σ	Δ RA	Δ Dec
PRF-fit source offset from OOT	—	—	—	—
PRF-fit source offset from KIC position	—	—	—	—
photometric centroid source offset	—	—	—	—



Centroid source offsets from the target star reconstructed from PRF and photometric centroids. Sky blue crosses: good quarterly centroid offsets; Vermillion crosses: bad quarterly centroid offsets; magenta cross: average over quarters. Length of the crosses: one- σ uncertainty. Blue circle: three- σ . Red *: target star. Blue *: Other stars. Text next to a star gives its KIC ID and kepmag. KIC IDs > 15,000,000 are from the UKIRT catalog.

white \times : KIC target position; $+$: OOT centroid; \triangle : difference centroid. red \times : large negative pixel value.



white \times : KIC target position; $+$: OOT centroid; \triangle : difference centroid. red \times : large negative pixel value.



white \times : KIC target position; $+$: OOT centroid; \triangle : difference centroid. red \times : large negative pixel value.



white \times : KIC target position; $+$: OOT centroid; \triangle : difference centroid. red \times : large negative pixel value.



white \times : KIC target position; $+$: OOT centroid; \triangle : difference centroid. red \times : large negative pixel value.



folded centroid time series figure for this object.

UKIRT Image

Declination

