

KIC 007032568

Q1-17 DR25 TCE Parameters

TCE	Run Type	KOI?	Period (Days)	Epoch (BKJD)	Depth (ppm)	Duration (Hours)	MES	SNR	R_{\star} (R_{\odot})	T_{\star} (K)	R_p (R_{\oplus})	S_p (S_{\oplus})
007032568-01	OBS	7576.01	0.566745	131.863691	8.3	4.257	10.8	6.1	1.60	6432	0.48	22269.85
007032568-02	OBS	No	41.560053	137.460995	891.9	1.500	13.2	-1.0	1.60	6432	4.83	72.56
007032568-03	OBS	No	9.546482	139.949163	219.3	2.039	10.7	17.2	1.60	6432	2.55	515.75
007032568-04	OBS	No	14.781830	144.640319	328.0	0.907	12.8	17.0	1.60	6432	2.98	287.91
007032568-05	OBS	No	10.666586	138.139144	314.5	1.062	11.5	15.5	1.60	6432	3.06	444.84
007032568-06	OBS	No	5.362929	136.700762	254.5	0.614	10.9	15.0	1.60	6432	2.67	1112.67
007032568-08	OBS	No	3.628291	132.176619	817.6	1.500	13.4	-1.0	1.60	6432	4.63	1873.40

Robovetter Results

TCE	Run Type	Disp	Score	N	S	C	E	Comments
007032568-01	OBS	FP	0.00	1	0	1	1	LPP_DV—CENT_UNRESOLVED_OFFSET—EPHEM_MATCH
007032568-02	OBS	FP	0.00	1	0	0	0	INDIV_TRANS_RUBBLE—TRANS_GAPPED—LPP_DV—NO_FITS—CENT_NOFITS
007032568-03	OBS	FP	0.00	1	0	0	0	INDIV_TRANS_RUBBLE—TRANS_GAPPED—LPP_DV—MOD_NONUNIQ_DV—CENT_FEW_DIFFS
007032568-04	OBS	FP	0.00	1	0	0	0	INDIV_TRANS_RUBBLE—TRANS_GAPPED—LPP_DV—MOD_NONUNIQ_DV—CENT_FEW_DIFFS
007032568-05	OBS	FP	0.00	1	0	0	0	INDIV_TRANS_RUBBLE_TRACKER—TRANS_GAPPED—LPP_DV—MOD_NONUNIQ_DV—MOD_TER_DV—CENT_FEW_DIFFS
007032568-06	OBS	FP	0.00	1	0	1	0	INDIV_TRANS_RUBBLE—TRANS_GAPPED—LPP_DV—MOD_NONUNIQ_DV—CENT_FEW_DIFFS—HALO_GHOST
007032568-08	OBS	FP	0.00	1	0	0	0	INDIV_TRANS_RUBBLE—TRANS_GAPPED—LPP_DV—NO_FITS—CENT_NOFITS

Notes: OBS = Observed. INJ = Injected. INV = Inverted. SCR = Scrambled.

N = Not Transit-Like. S = Stellar Eclipse. C = Centroid Offset. E = Ephemeris Match.

See http://exoplanetarchive.ipac.caltech.edu/docs/API_kepcandidate_columns.html#proj_disp_col for comment definitions.

Ephemeris Match Information For 007032568-01

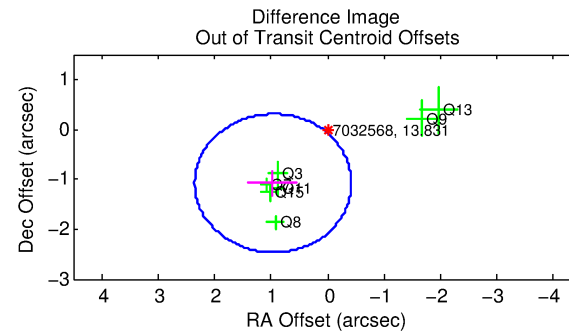
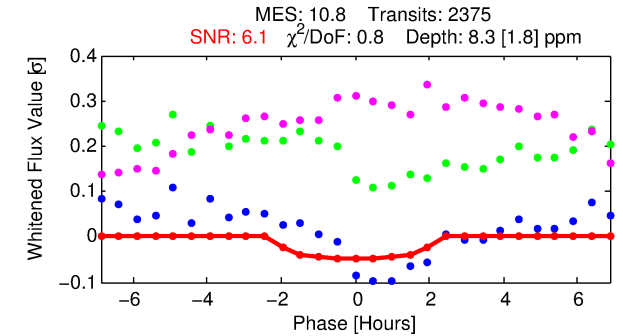
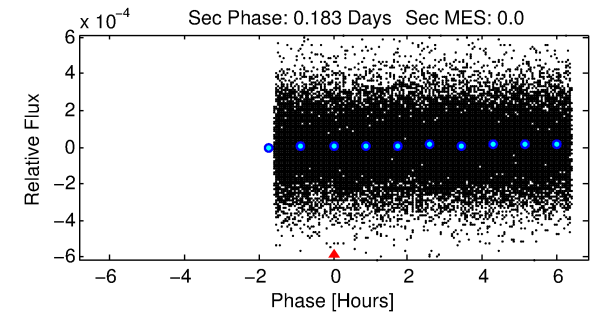
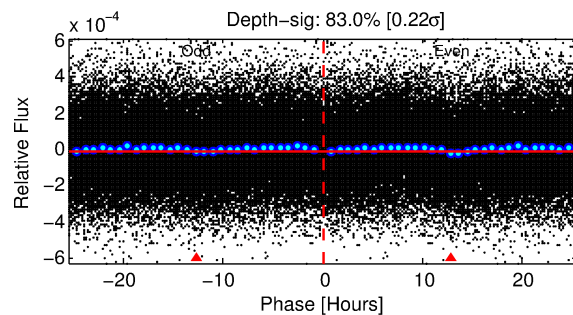
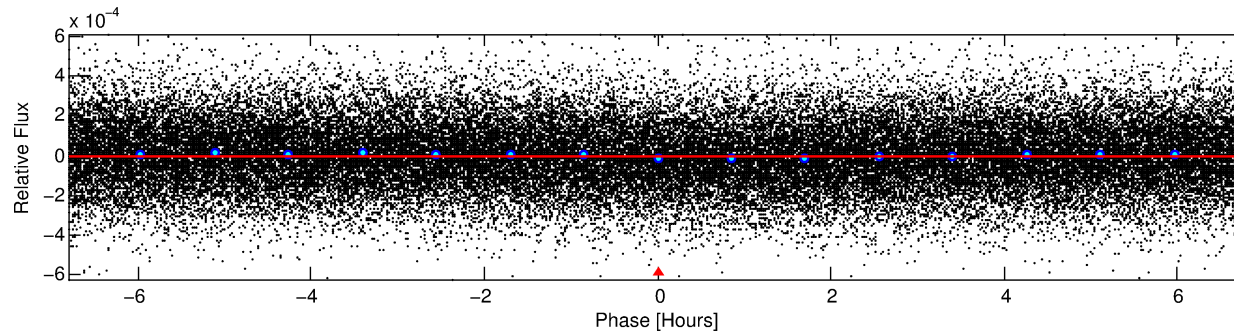
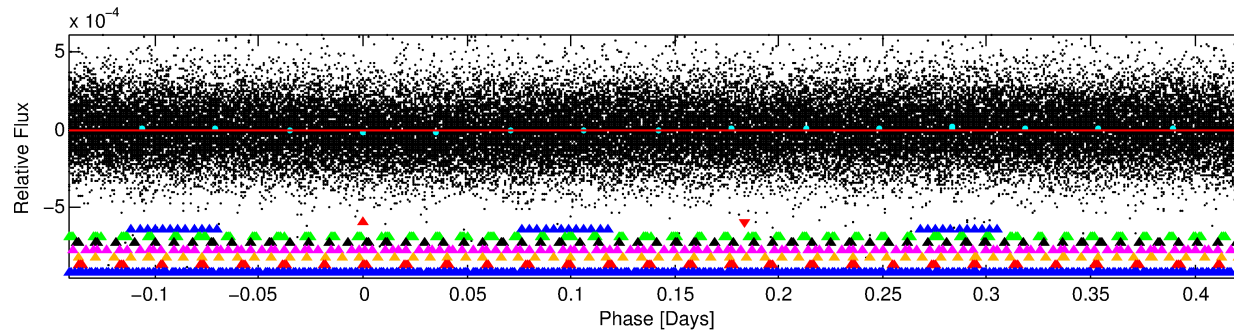
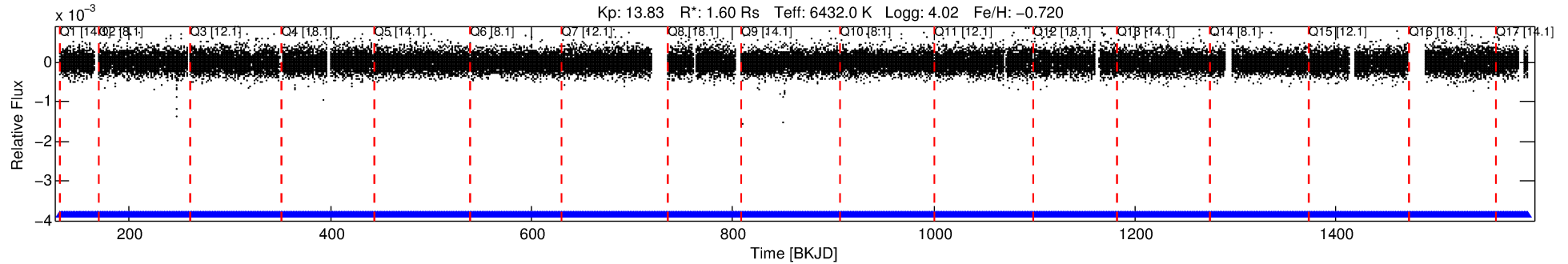
TCE (1)	KIC	Parent (2)	Parent KIC	$P_1:P_2$	Dist ($''$)	Δ Row	Δ Col	m_2	m_1	D_2/D_1	Mechanism	Flag	σ_P	σ_T
007032568-01	7032568	RR-Lyr-pri	7198959	1:1	772.4	189	-46	7.86	13.83	77912.00	Direct-PRF	0	0.58	22.02

Notes: $P_1:P_2$ is the period ratio. Dist is the distance in arcseconds. Δ Row and Δ Col are the number of pixels apart in row and column. m_2 and m_1 are the magnitudes of the parent and child. D_2/D_1 is the parent's transit depth divided by the child's. σ_P and σ_T are the significance of the match in period and epoch. For a match to be considered significant $\sigma_P < 5.0$ and $\sigma_T < 5.0$. Matches which have σ_P and σ_T very close to this cutoff should receive extra scrutiny, especially if the period ratio is very large.

DV One-Page Summary

KIC: 7032568 Candidate: 1 of 8 Period: 0.567 d
KOI: K07576.01 Corr: 0.795

Kp: 13.83 R*: 1.60 Rs Teff: 6432.0 K Logg: 4.02 Fe/H: -0.720



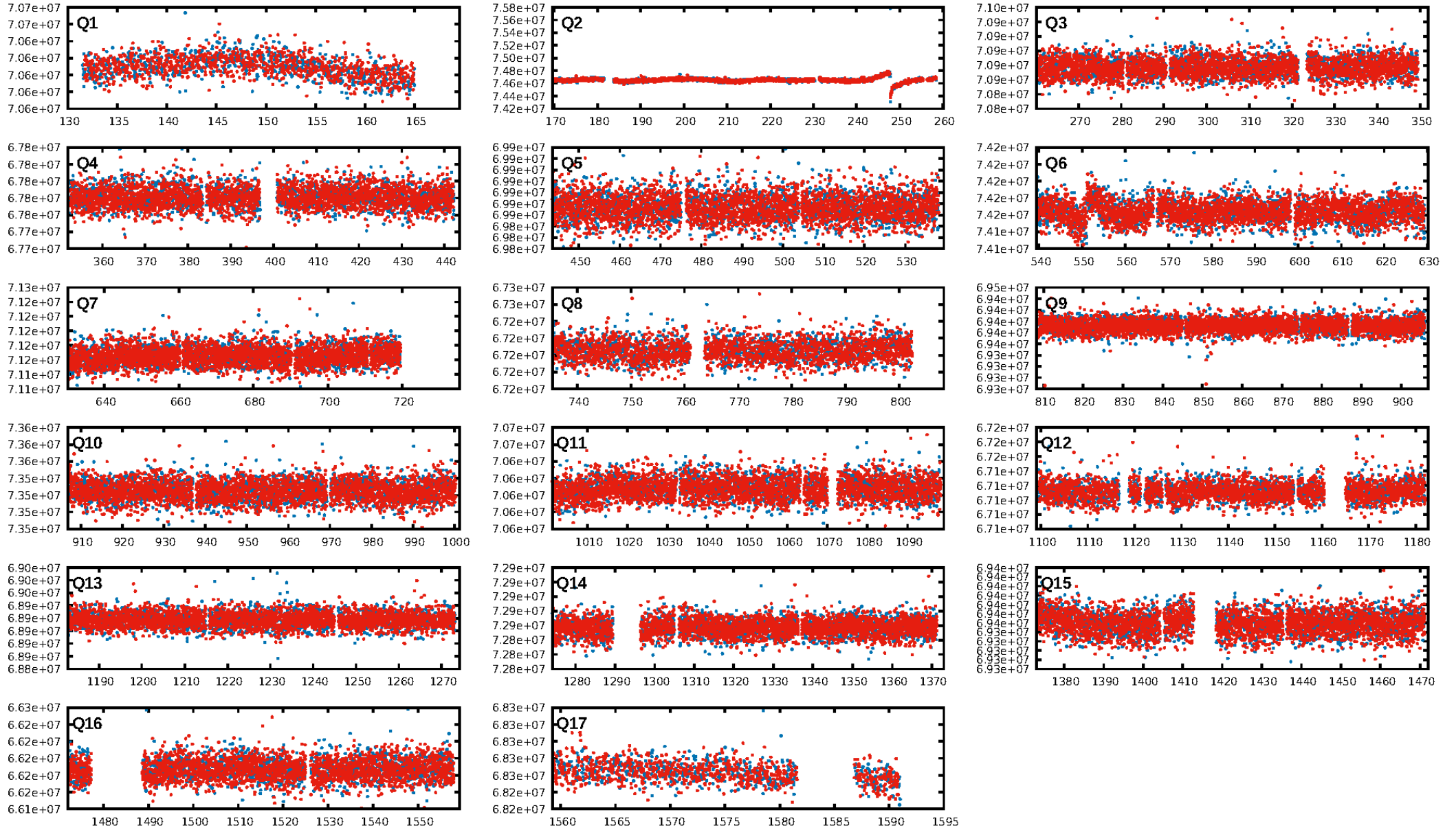
DV Fit Results:

Period = 0.56674 [0.00002] d
Epoch = 131.8637 [0.0079] BKJD
Rp/R* = 0.0028 [0.0028]
a/R* = 1.15 [1.55]
b = 0.55 [7.24]
Seff = 22269.85 [14662.21]
Teq = 3115 [513] K
Rp = 0.48 [0.53] Re
a = 0.0133 [0.0052] AU
Ag = N/A
Teffp = N/A

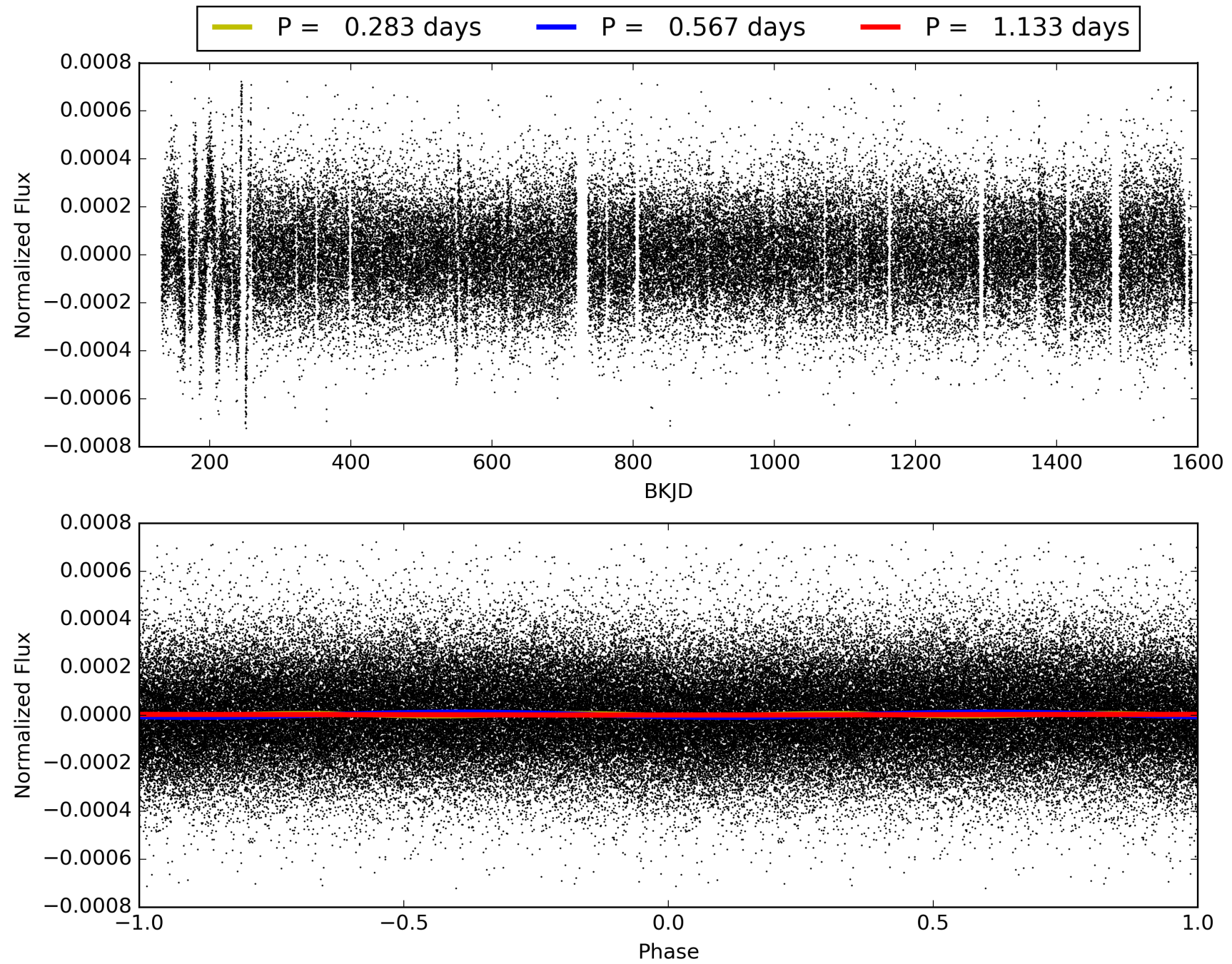
DV Diagnostic Results:

ShortPeriod-sig: N/A
LongPeriod-sig: 100.0% [16.28σ]
ModelChiSquare2-sig: N/A
ModelChiSquareGof-sig: N/A
Bootstrap-pfa: N/A
RollingBand-fgt: 1.00 [2269/2269]
GhostDiagnostic-chr: 0.9771
Centroid-sig: N/A
Centroid-so: 1.507 arcsec [0.77σ]
OotOffset-rm: 1.449 arcsec [3.13σ]
KicOffset-rm: 1.343 arcsec [2.71σ]
OotOffset-st: 0/4/1/2 [7]
KicOffset-st: 0/4/1/2 [7]
DiffImageQuality-fgm: 0.71 [5/7]
DiffImageOverlap-fno: 1.00 [17/17]

TCE 007032568-01, PDC Light Curves

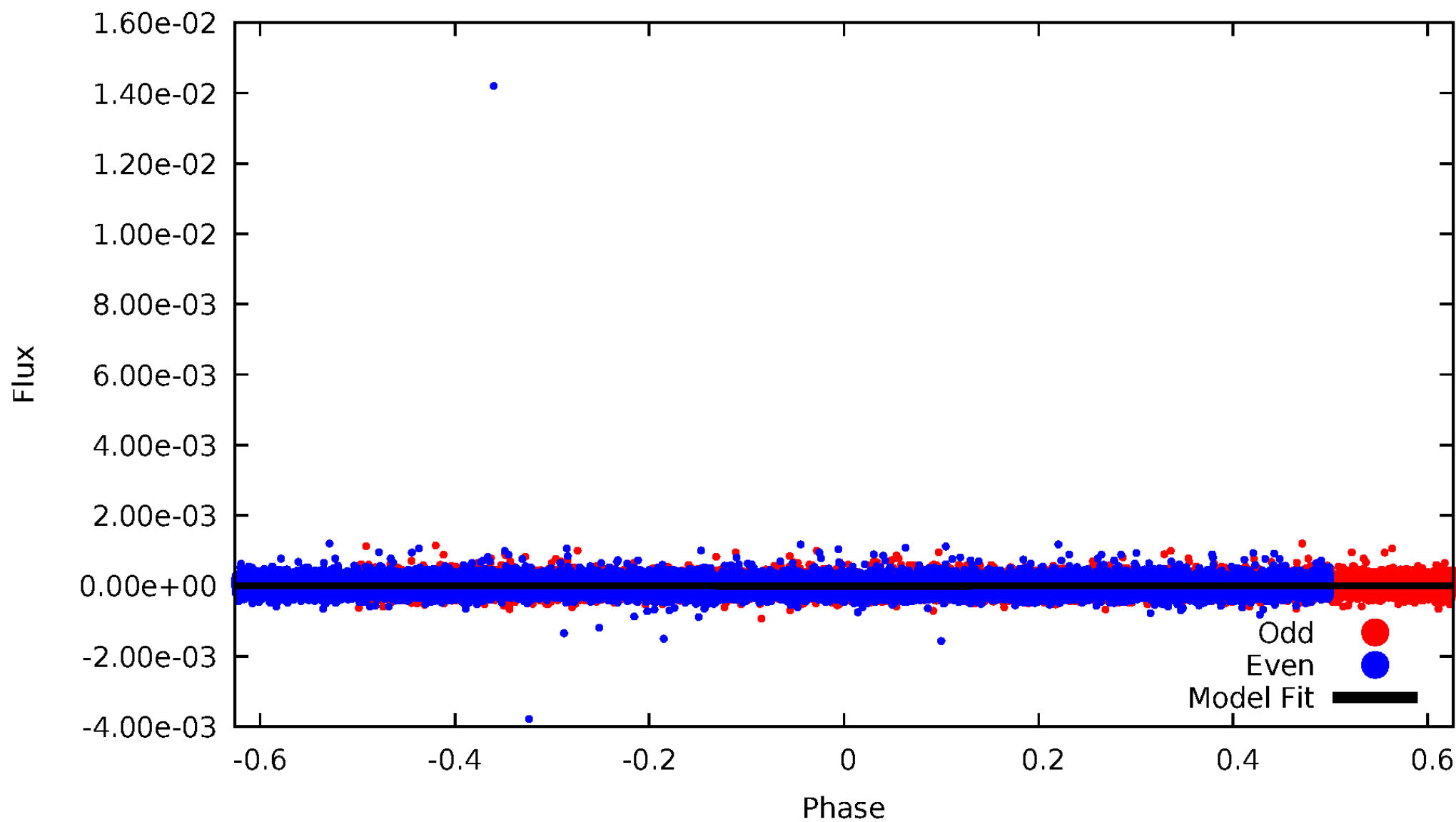


TCE 007032568-01



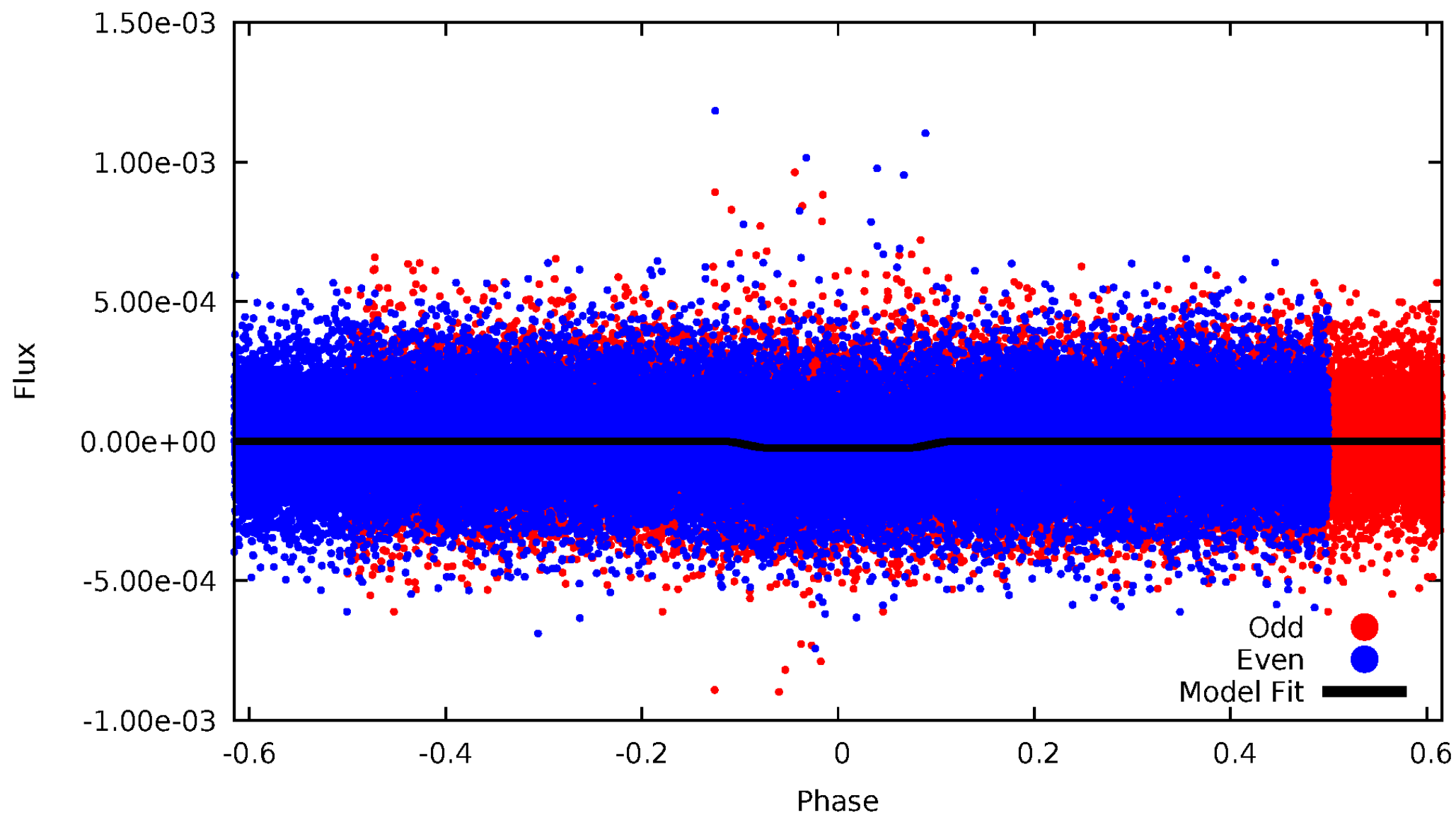
DV Odd/Even

TCE 007032568-01

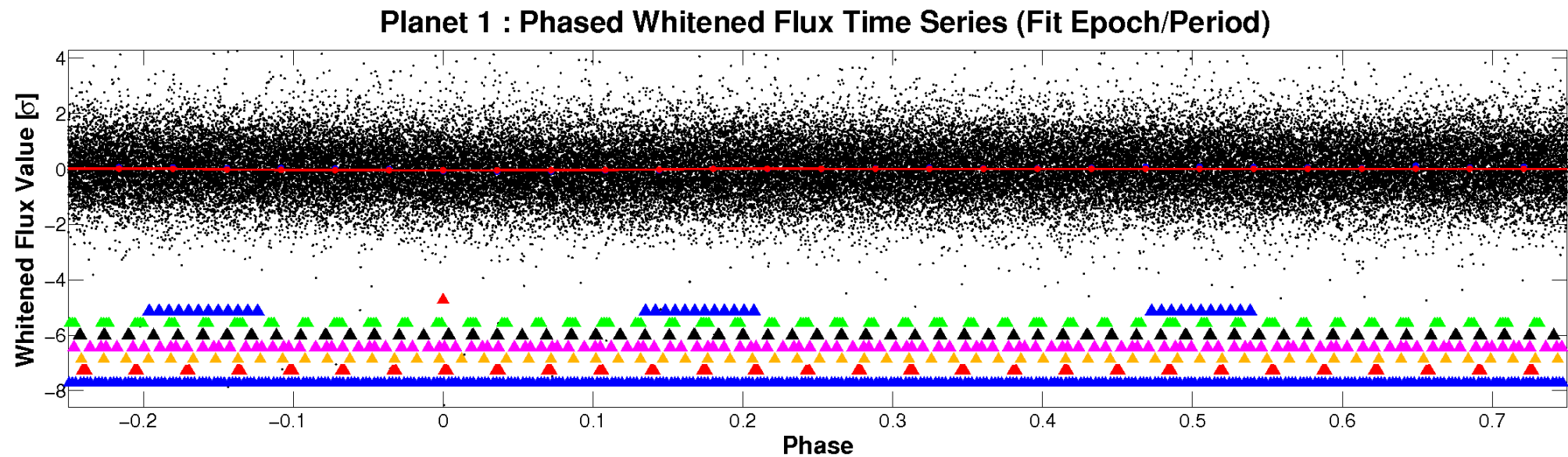
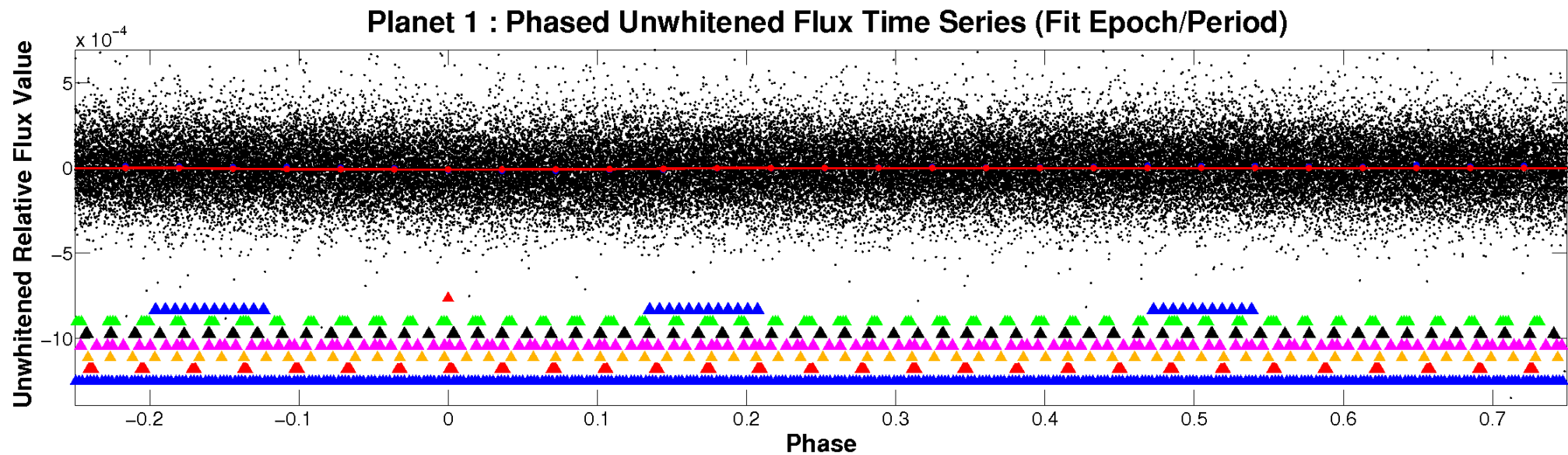


ALT Odd/Even

TCE 007032568-01

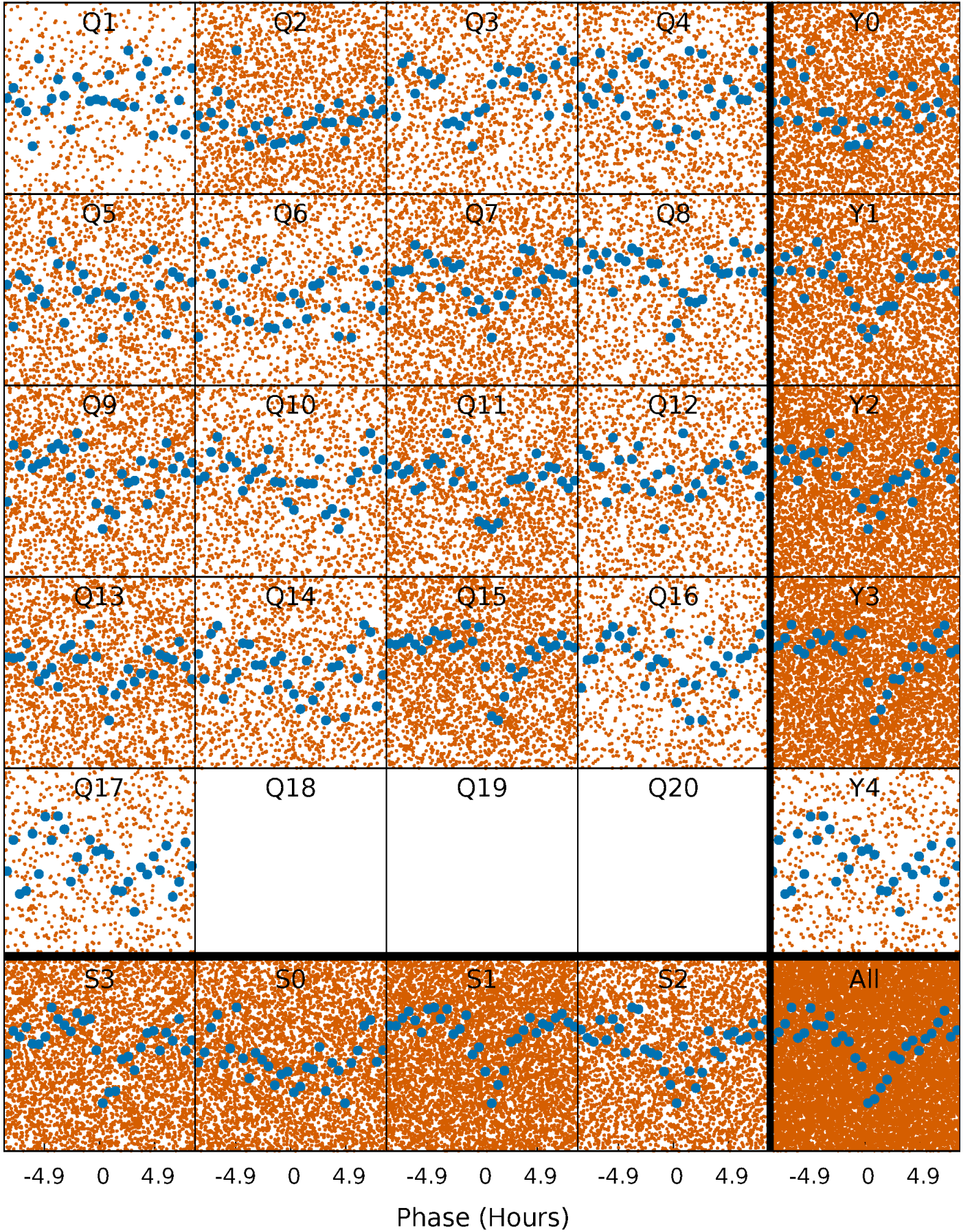


Non-Whitened Vs. Whitened Light Curve



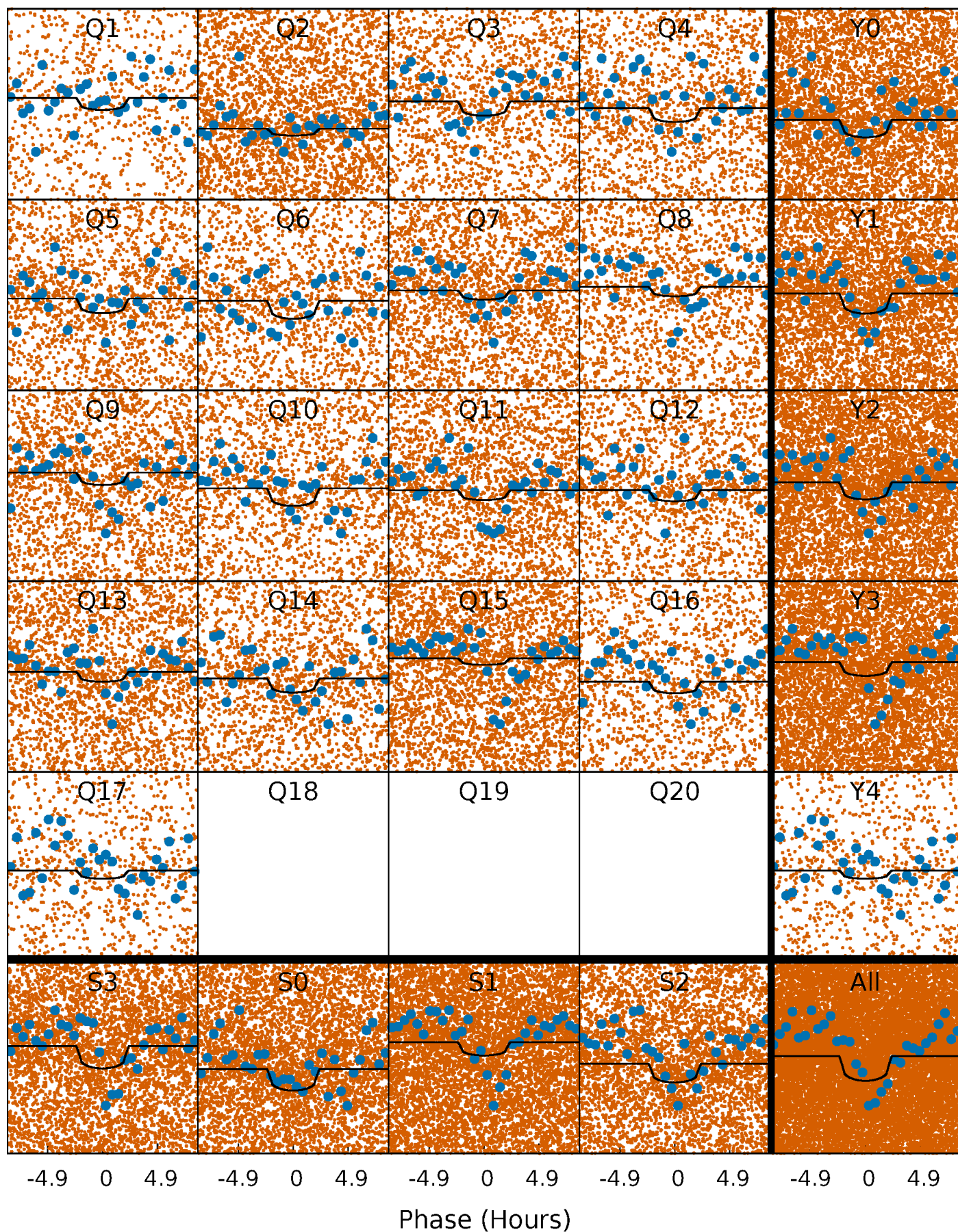
PDC Quarter-Phased Transit Curves

TCE 007032568-01 P= 0.566745 Days $T_0=131.863691$ (BKJD)



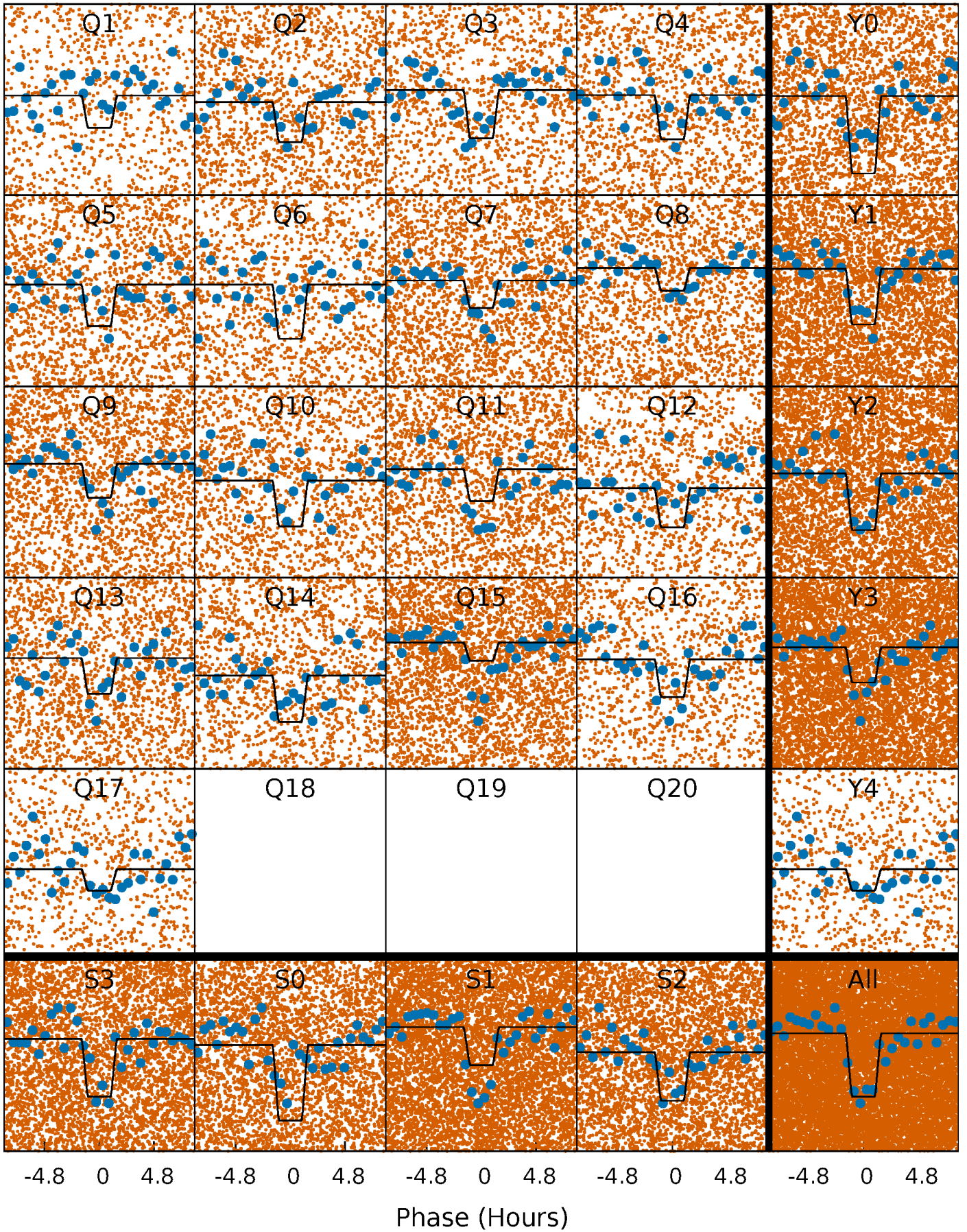
DV Quarter-Phased Transit Curves

TCE 007032568-01 P= 0.566745 Days $T_0=131.863691$ (BKJD)



Alt. Detrend Quarter-Phased Transit Curves

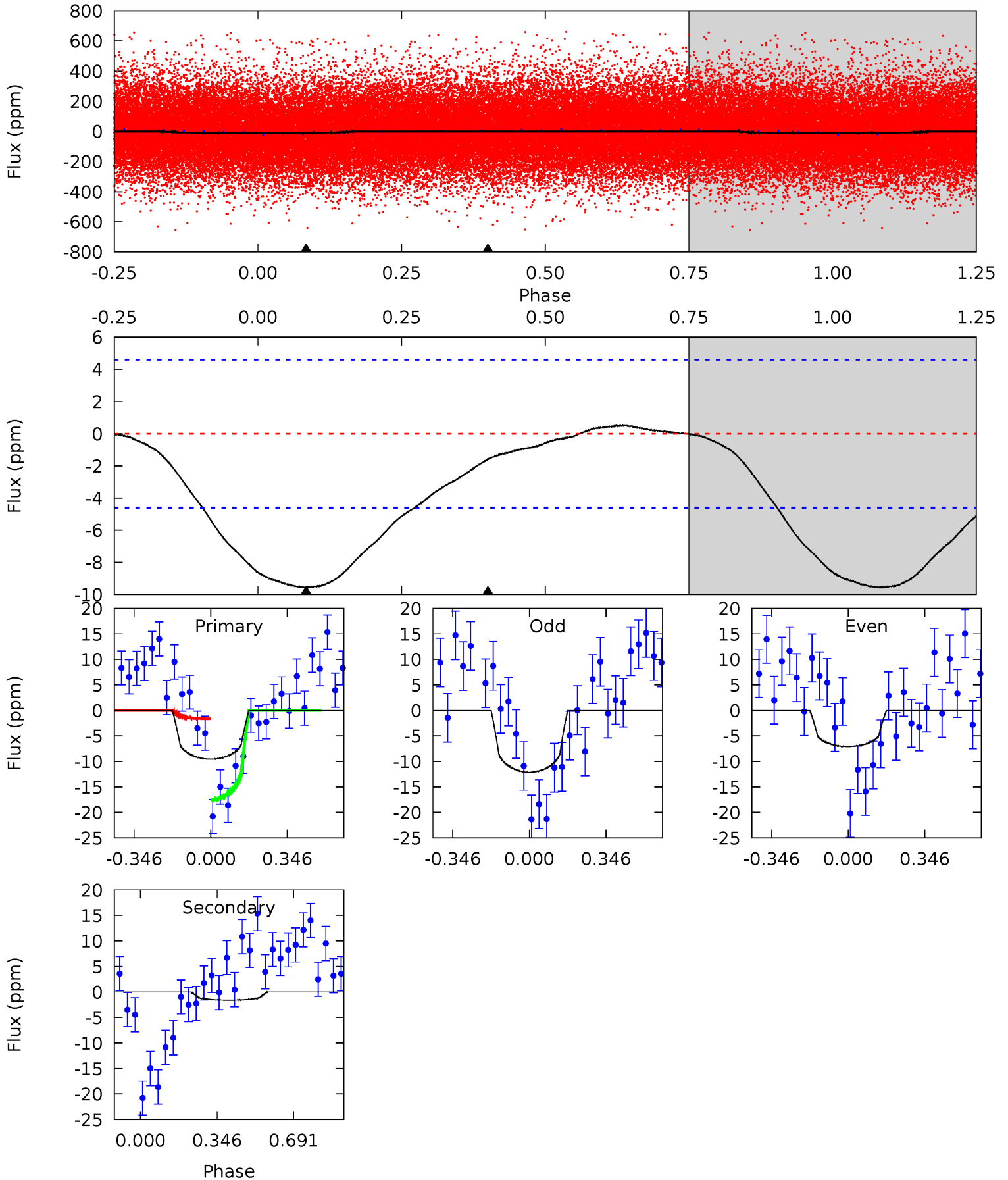
TCE 007032568-01 P= 0.566788 Days $T_0=131.829676$ (BKJD)



DV Model-Shift Uniqueness Test

007032568-01, P = 0.566745 Days, E = 131.296946 Days

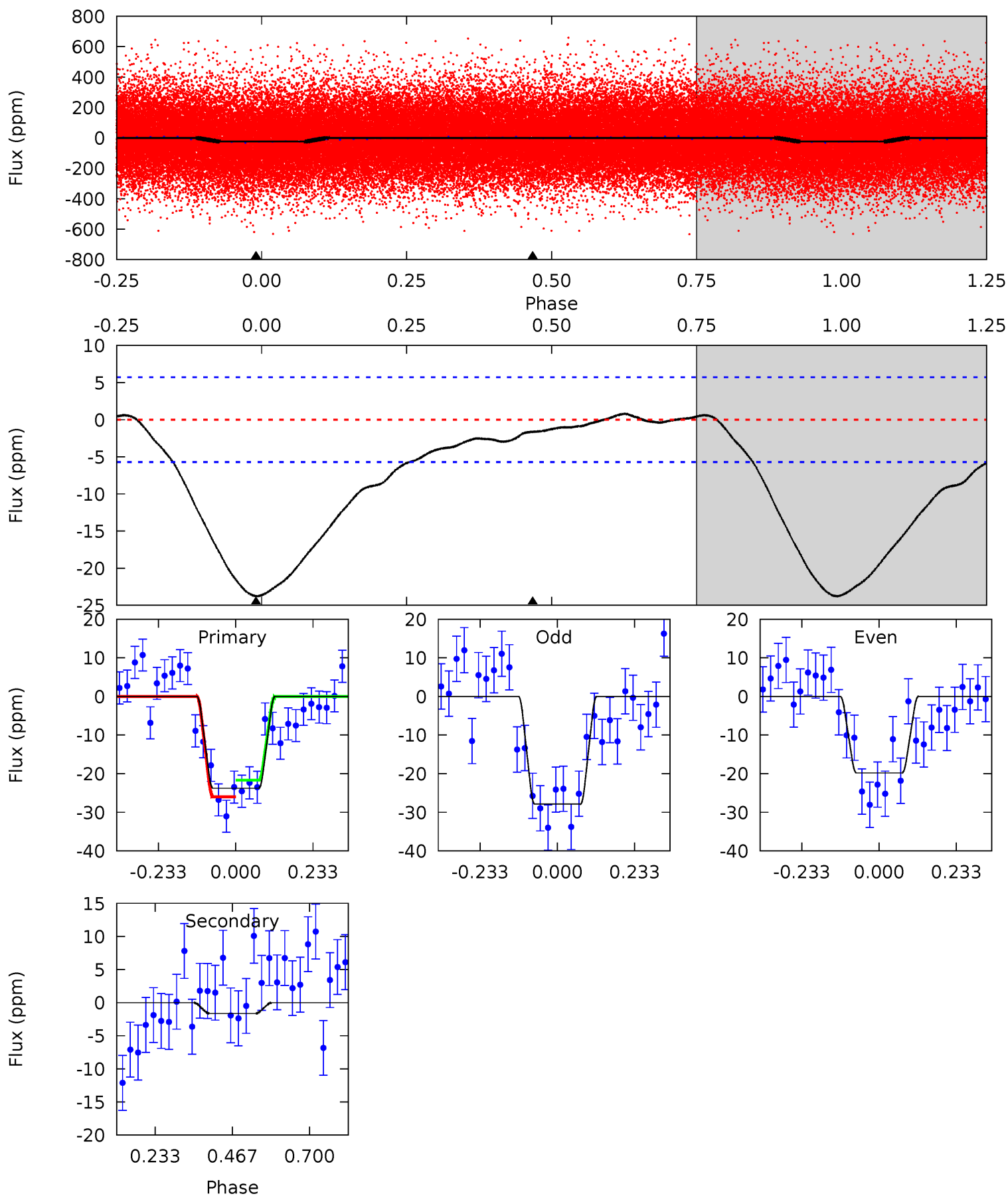
Pri	Sec	Ter	Pos	FA ₁	FA ₂	F _{Red}	Pri-Ter	Pri-Pos	Sec-Ter	Sec-Pos	Odd-Evn	DMM	Shape	TAT
8.91	1.49	0	0	4.30	0.94	0.16	8.91	8.91	1.49	1.49	2.37	1.00	0.05	7.41



Alt Model-Shift Uniqueness Test

007032568-01, P = 0.566788 Days, E = 131.262888 Days

Pri	Sec	Ter	Pos	FA ₁	FA ₂	F _{Red}	Pri-Ter	Pri-Pos	Sec-Ter	Sec-Pos	Odd-Evn	DMM	Shape	TAT
18.2	1.26	0	0	4.38	1.19	2.48	18.2	18.2	1.26	1.26	3.12	0.97	0.03	1.68



Stellar Parameters For KIC 007032568

	$T_{\text{eff}}(K)$	$\log(g)$	[Fe/H]	R (R_{\odot})	M (M_{\odot})	p_{\star} ($\text{g}\cdot\text{cm}^{-3}$)
	6432^{+175}_{-214}	$4.018^{+0.385}_{-0.165}$	$-0.720^{+0.300}_{-0.300}$	$1.603^{+0.413}_{-0.620}$	$0.977^{+0.134}_{-0.122}$	$0.334^{+1.020}_{-0.154}$
	+3%/-3%	+10%/-4%	+42%/-42%	+26%/-39%	+14%/-12%	+305%/-46%
Source	PHO1	KIC0	KIC0	DSEP		

KIC = Kepler Input Catalog; PHO = Photometry; SPE = Spectroscopy; AST = Asteroseismology
 TRA = Transits; DESP = Dartmouth Models; MULT = Multiple Models

Secondary Eclipse Parameters for KIC 007032568-01 / KOI 7576.01

Detrend	Depth (ppm)	R_p (R_{\oplus})	T_{max} (K)	T_{obs} (K)	A_{obs}
DV	-2 \pm 1	$0.53^{+0.50}_{-0.32}$	4288^{+366}_{-499}	3365^{+2696}_{-7056}	$0.451^{+2.876}_{-0.355}$
Alt.	-2 \pm 1	$0.86^{+0.51}_{-0.42}$	4295^{+352}_{-440}	-3216^{+7415}_{-661}	$0.196^{+0.723}_{-0.167}$

T_{max} = Theoretical Maximum Planetary Temperature

T_{obs} = Observed Planetary Temperature (Assuming A=0.3)

A_{obs} = Observed Albedo (Assuming T=0)

If a secondary eclipse is present, the system is likely an EB if $T_{obs} \gg T_{max}$ AND $A_{obs} \gg 1.0$

DV Centroid Data

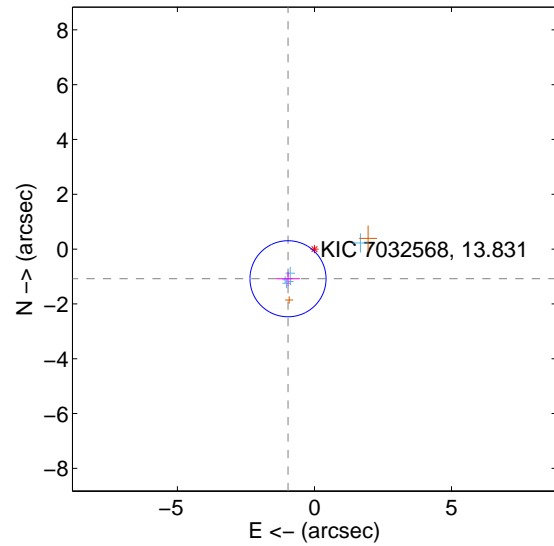
Supplemental centroid analysis for 007032568-01. Kepler magnitude: 13.83. Transit SNR 6.06

There are 5 quarters with good PRF difference image offsets

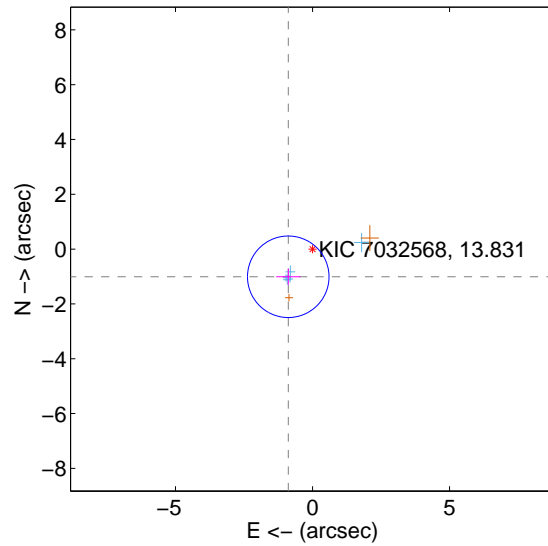
The direct PRF centroid is offset from the target star catalog position by about 0.16 arcsec

	Distance in arcsec	Distance / σ	Δ RA	Δ Dec
PRF-fit source offset from OOT	1.449 ± 0.463	3.13	0.964 ± 0.434	-1.082 ± 0.253
PRF-fit source offset from KIC position	1.343 ± 0.496	2.71	0.885 ± 0.443	-1.010 ± 0.298
photometric centroid source offset	1.51 ± 1.95	0.77	0.12 ± 2.10	1.50 ± 1.95

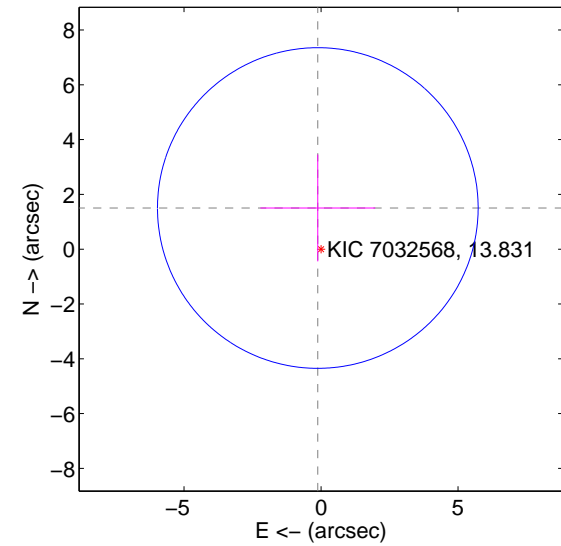
offset from difference PRF-fit to OOT PRF-fit



offset from difference PRF-fit to KIC position

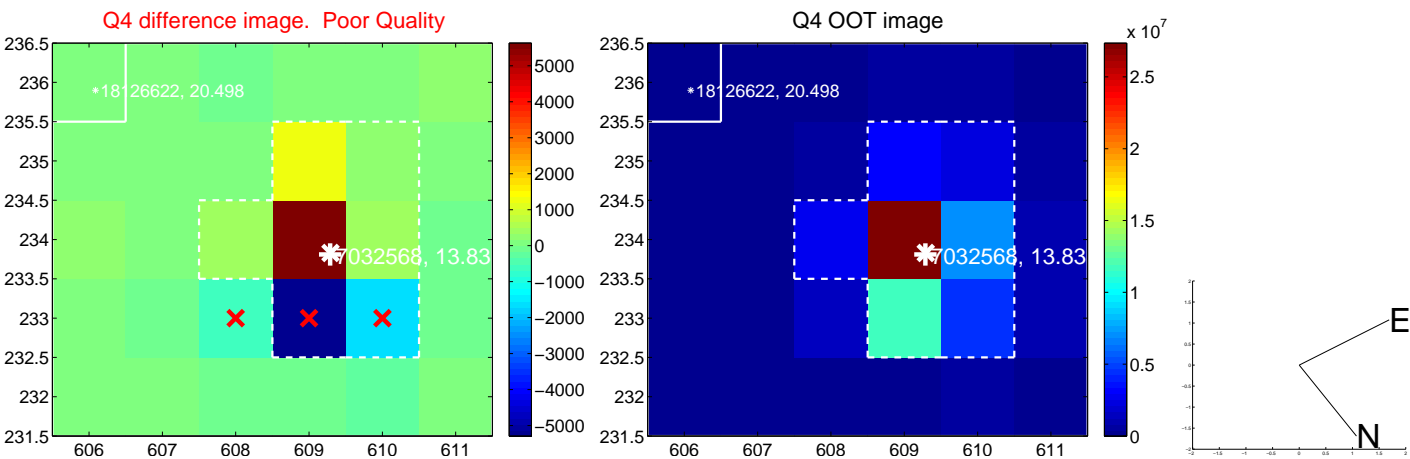
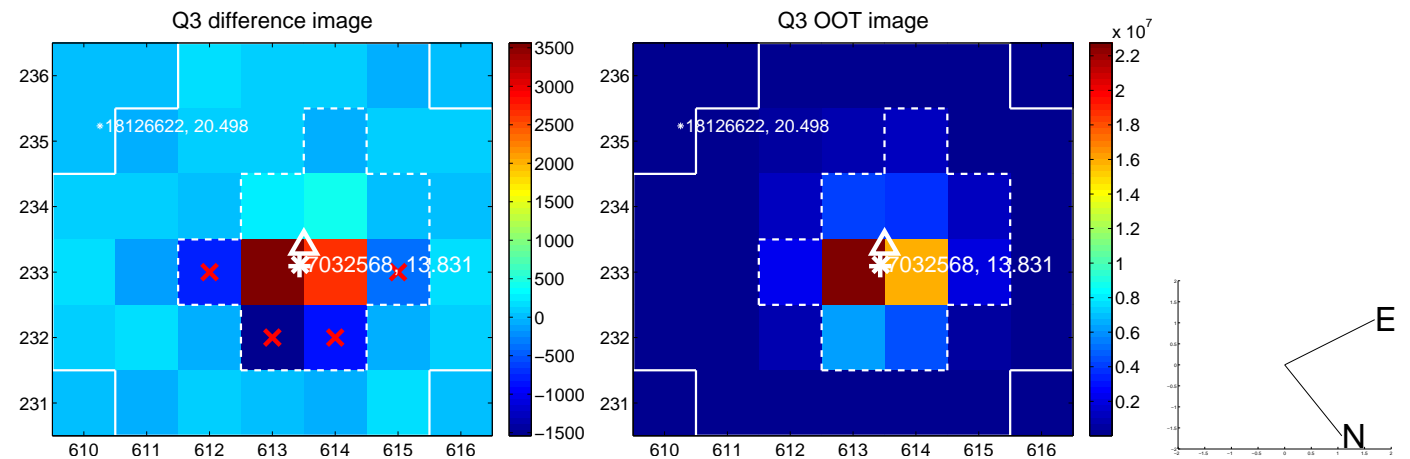
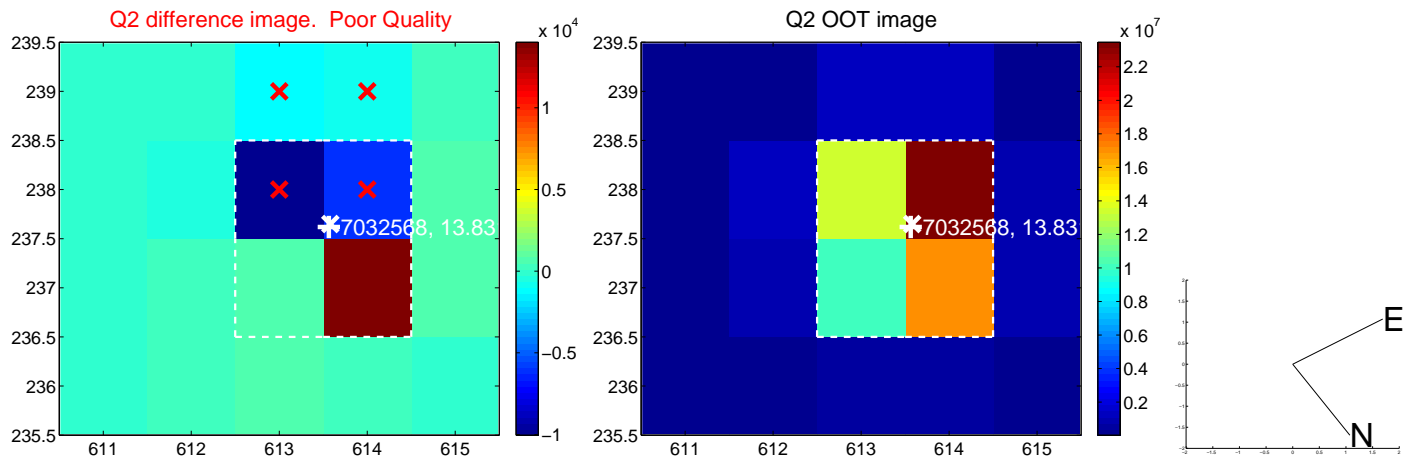
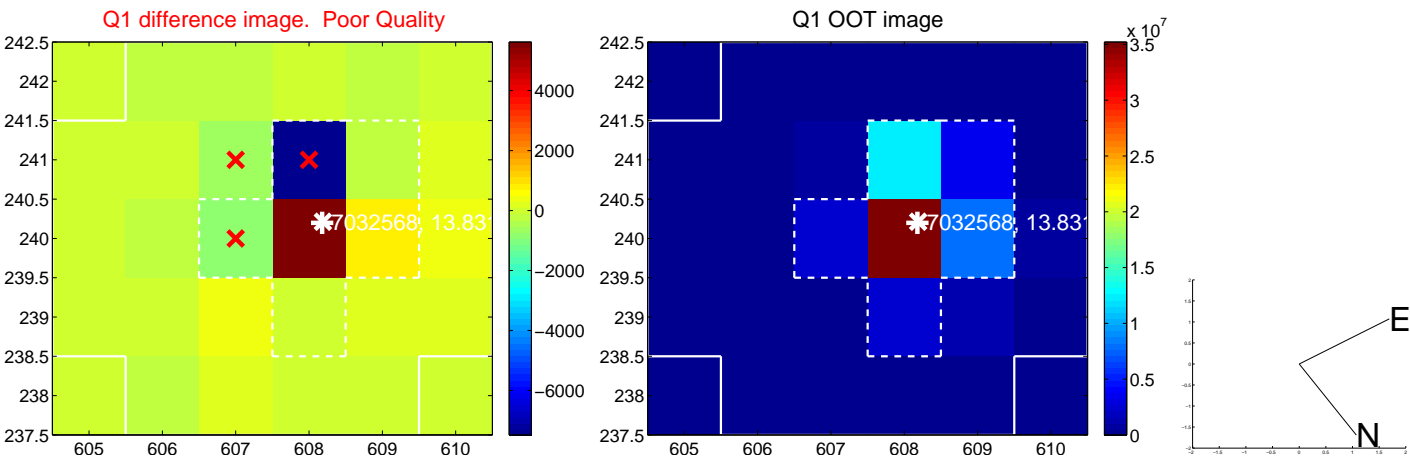


offset from photometric centroids

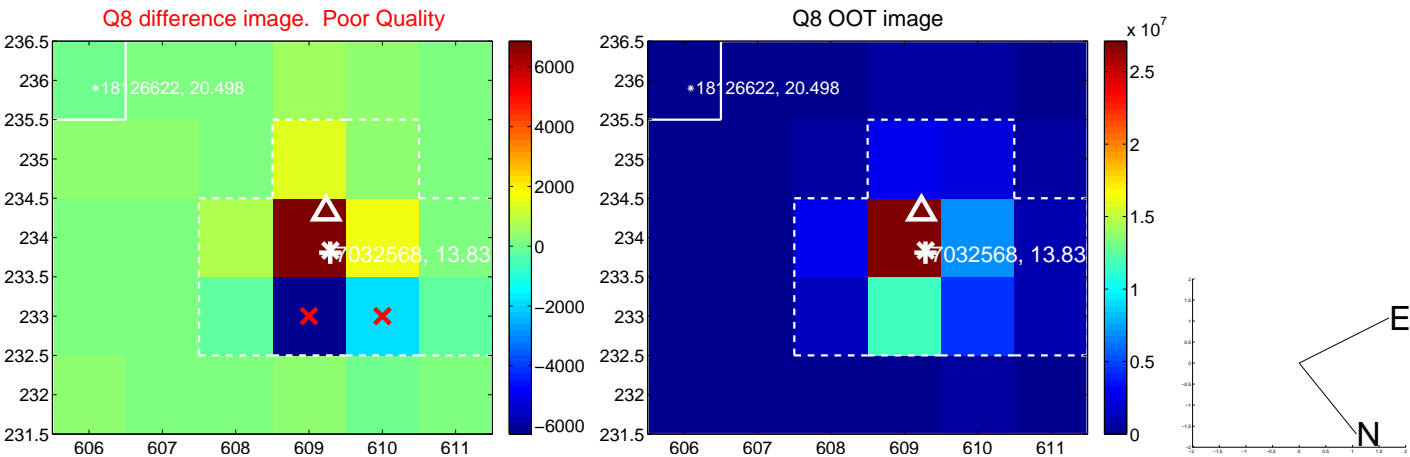
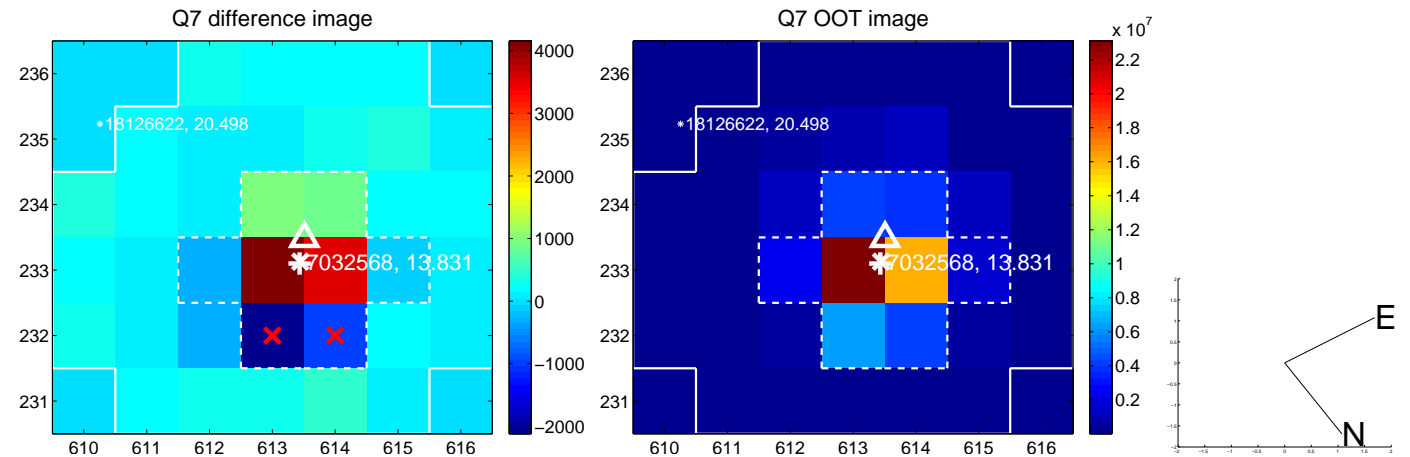
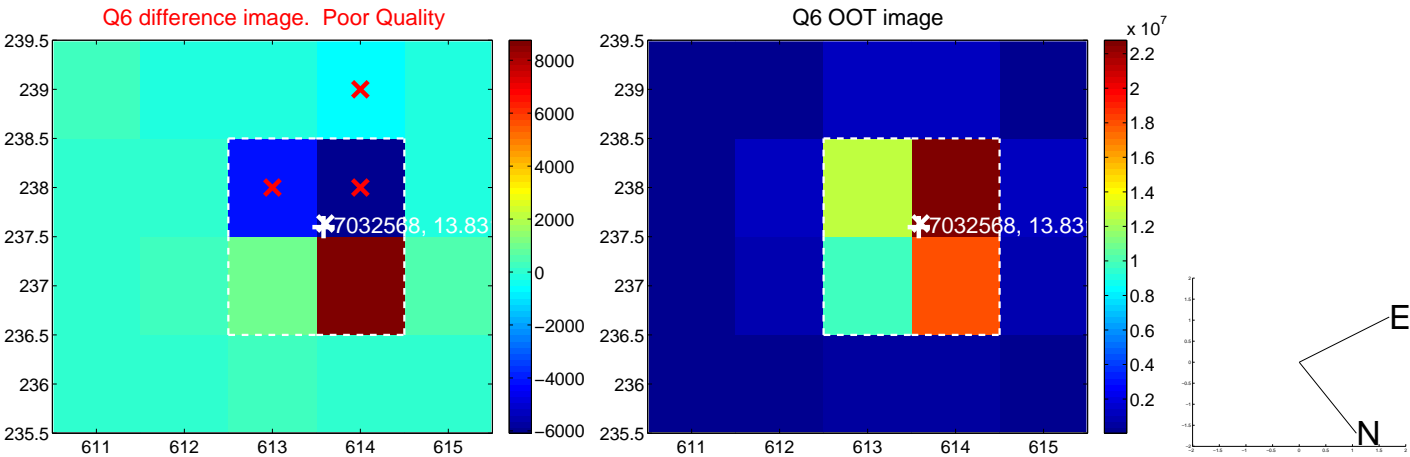
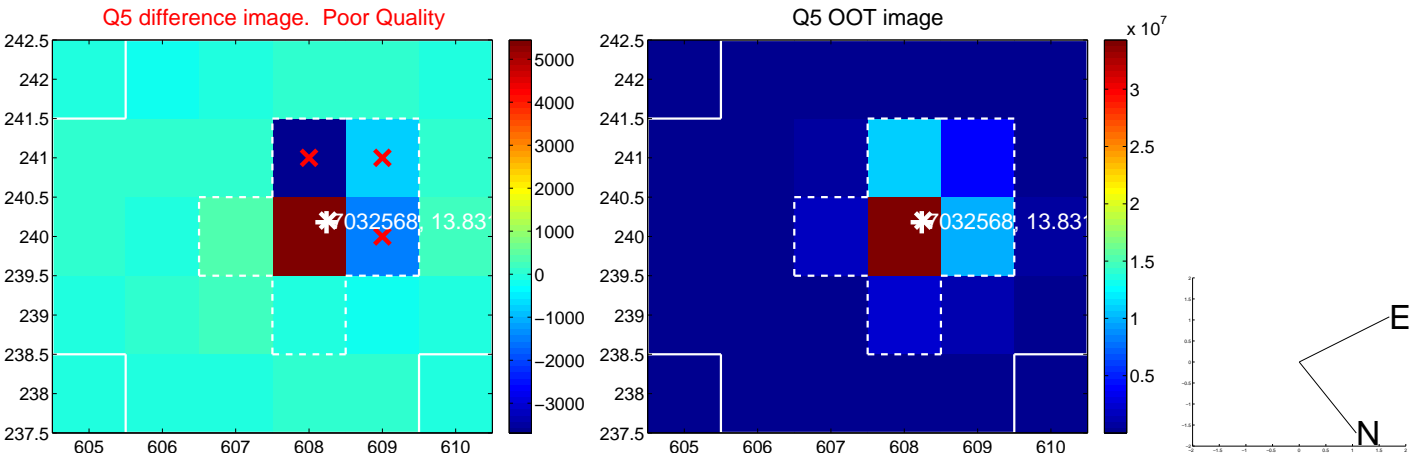


Centroid source offsets from the target star reconstructed from PRF and photometric centroids. **Sky blue crosses: good quarterly centroid offsets**; **Vermillion crosses: bad quarterly centroid offsets**; magenta cross: average over quarters. Length of the crosses: one- σ uncertainty. Blue circle: three- σ . Red *: target star. Blue *: Other stars. Text next to a star gives its KIC ID and kepmag. KIC IDs > 15,000,000 are from the UKIRT catalog.

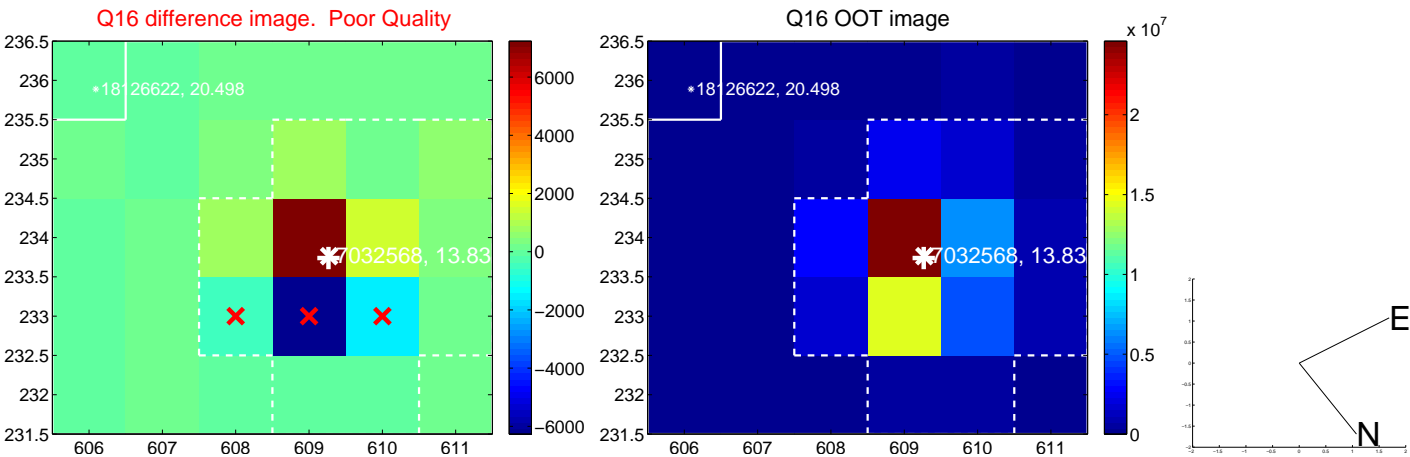
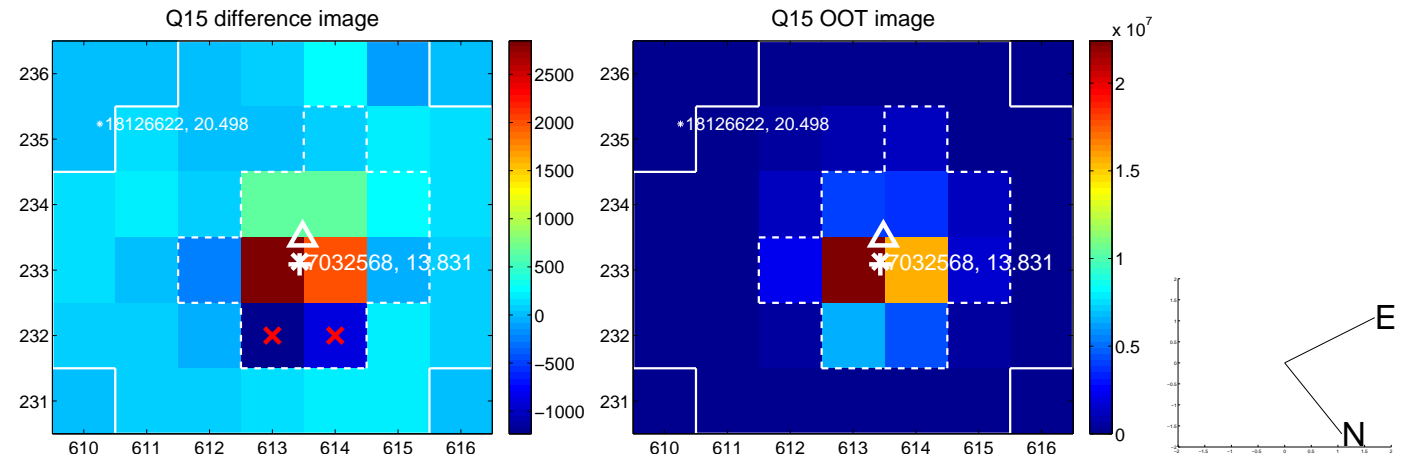
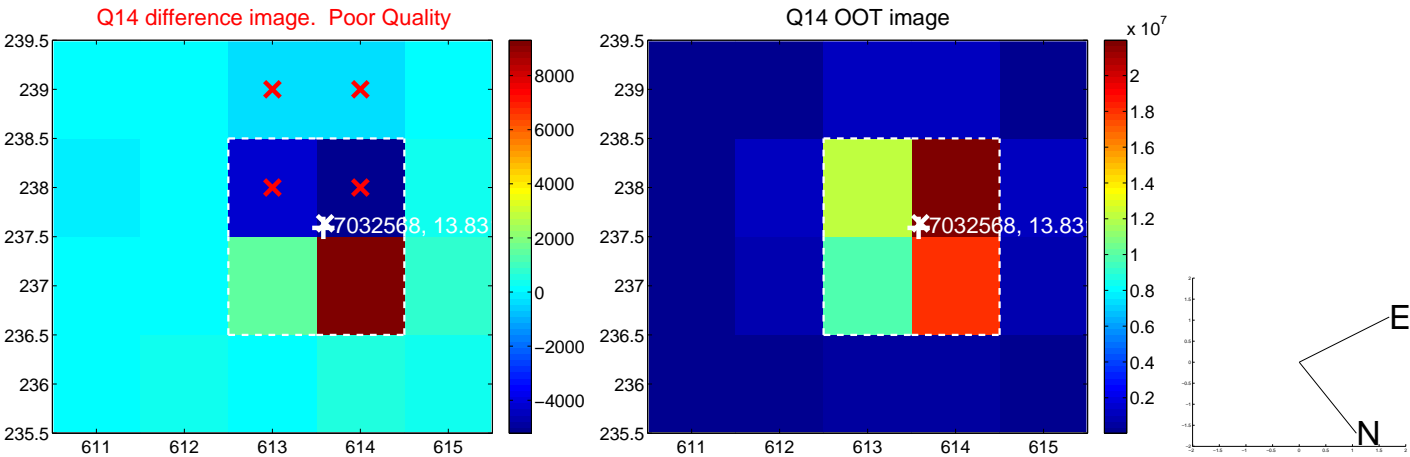
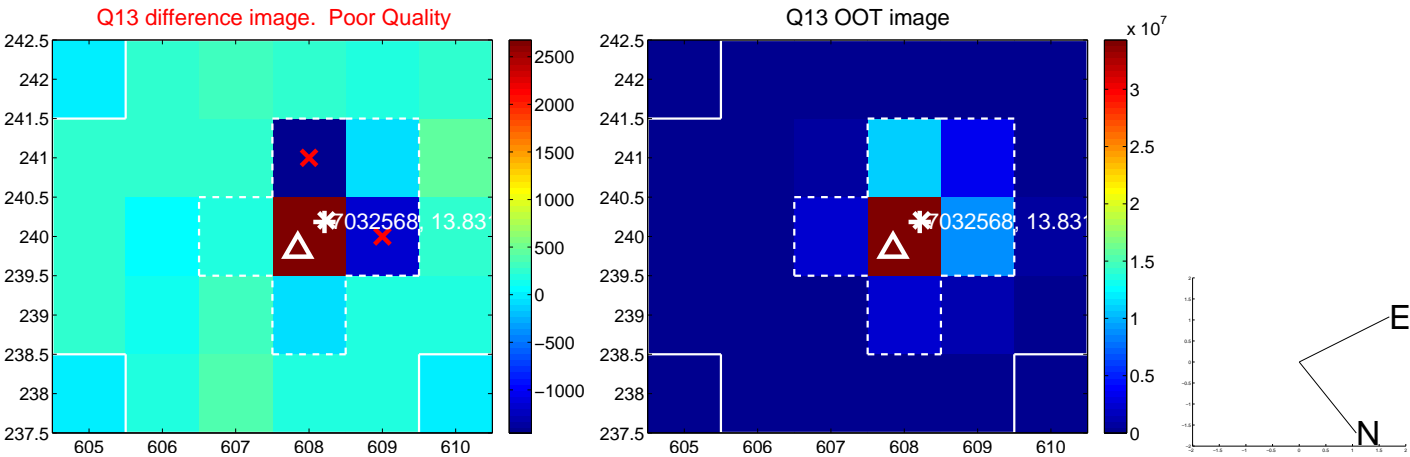
white \times : KIC target position; +: OOT centroid; \triangle : difference centroid. red \times : large negative pixel value.



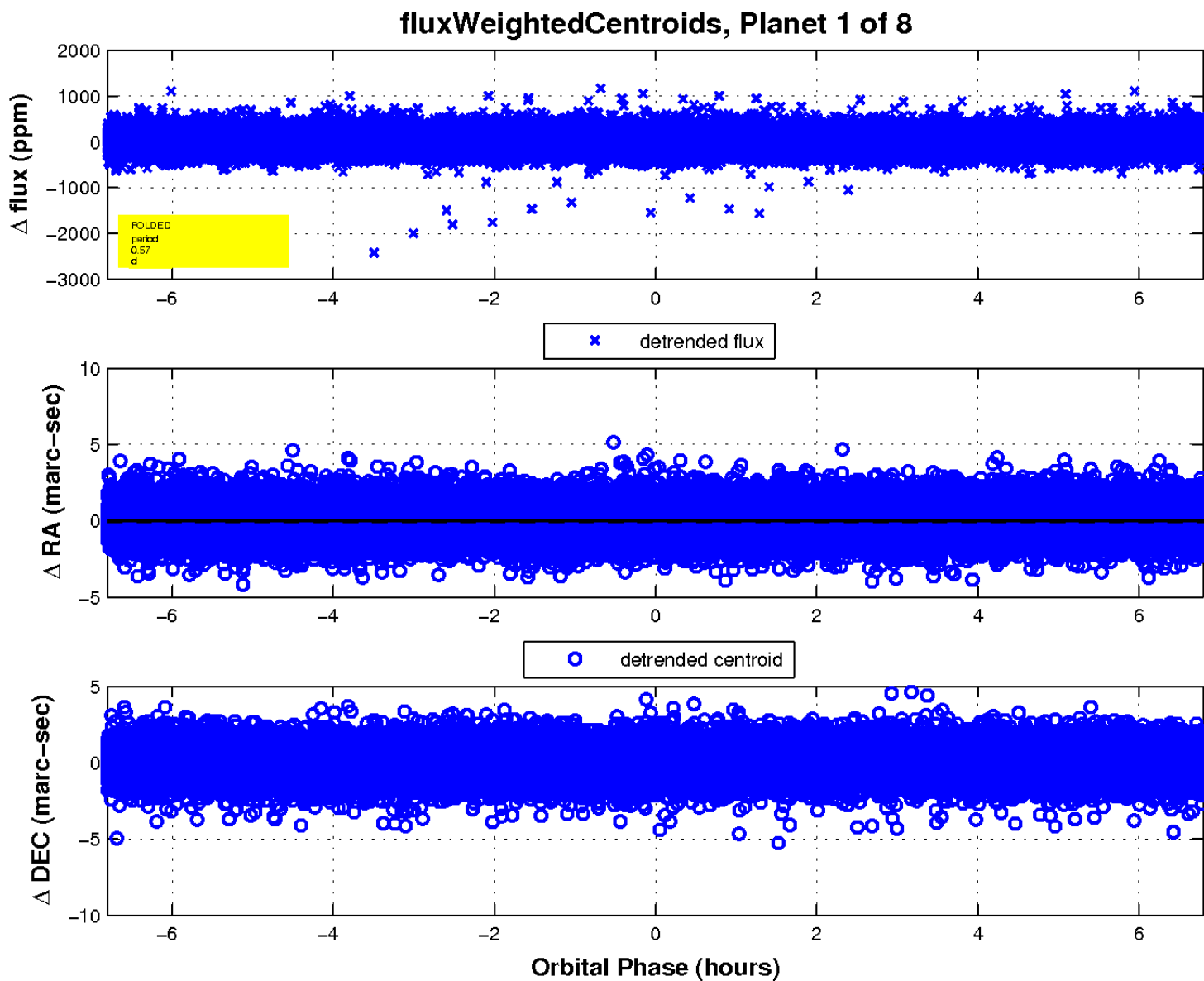
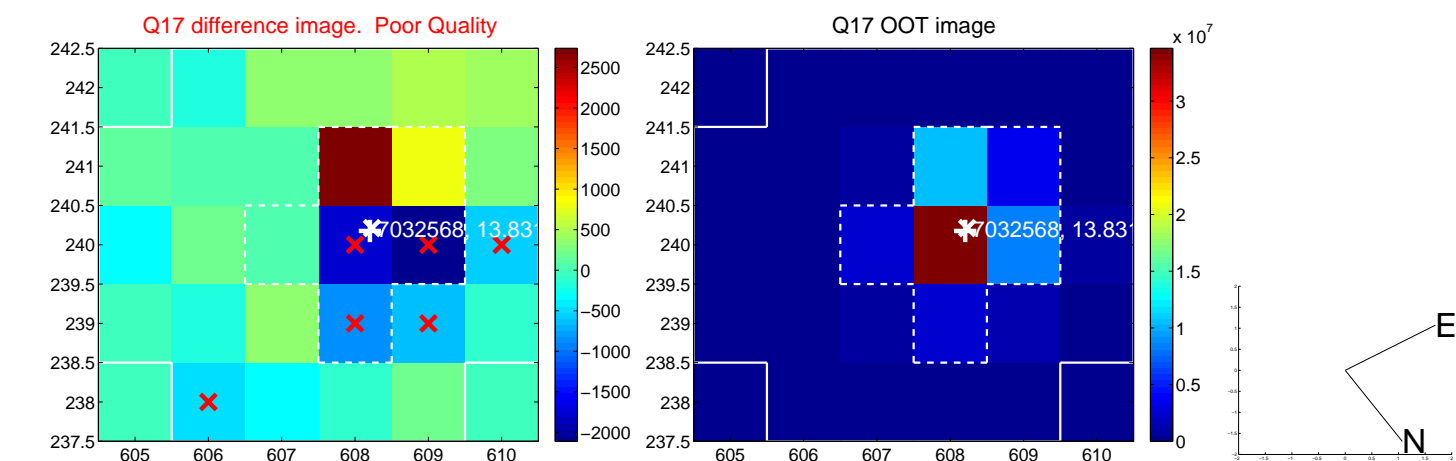
white \times : KIC target position; +: OOT centroid; \triangle : difference centroid. red \times : large negative pixel value.



white \times : KIC target position; +: OOT centroid; \triangle : difference centroid. red \times : large negative pixel value.

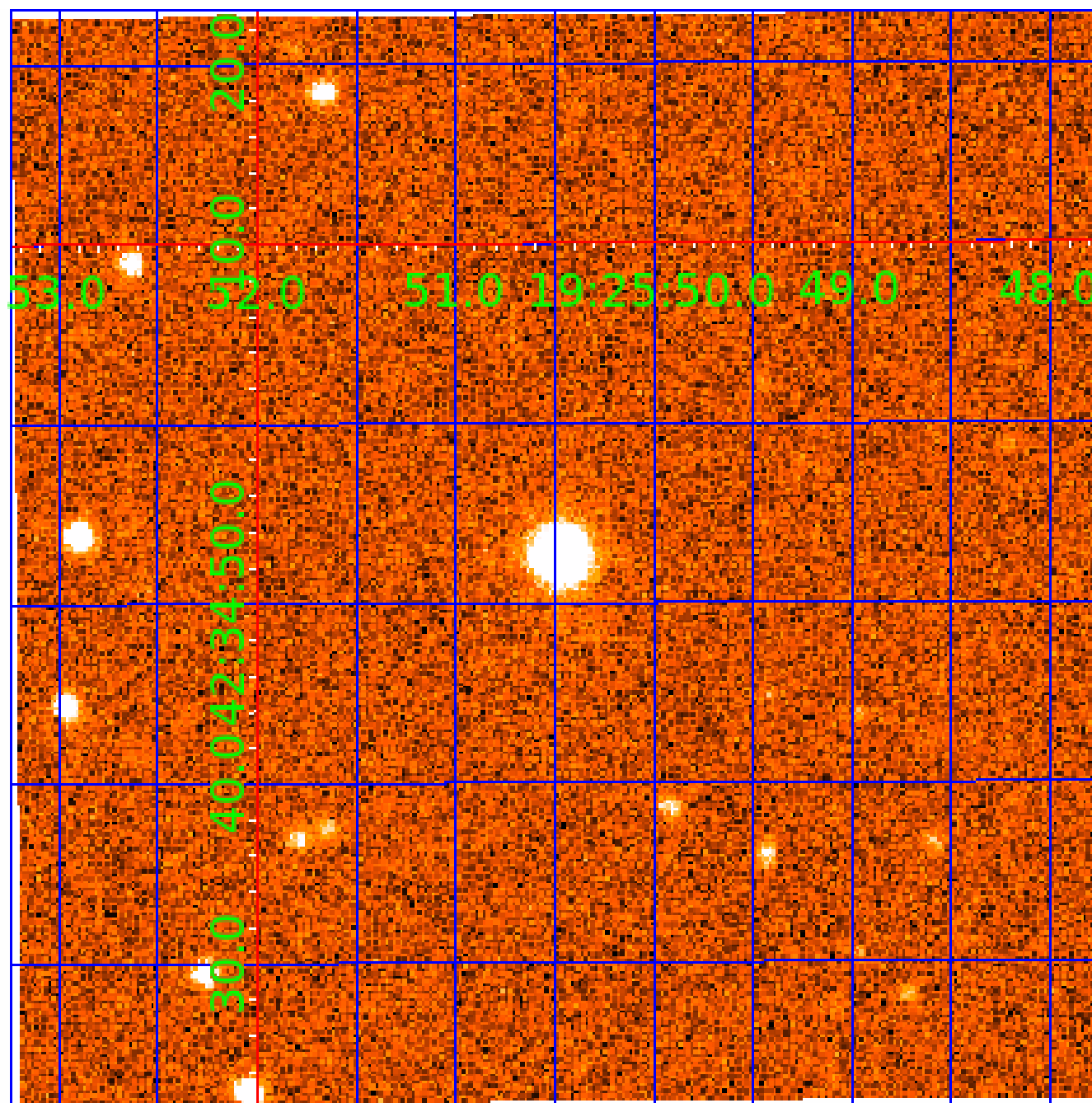


white \times : KIC target position; $+$: OOT centroid; \triangle : difference centroid. red \times : large negative pixel value.



UKIRT Image

Declination



KIC 007032568

Q1-17 DR25 TCE Parameters

TCE	Run Type	KOI?	Period (Days)	Epoch (BKJD)	Depth (ppm)	Duration (Hours)	MES	SNR	R_{\star} (R_{\odot})	T_{\star} (K)	R_p (R_{\oplus})	S_p (S_{\oplus})
007032568-01	OBS	7576.01	0.566745	131.863691	8.3	4.257	10.8	6.1	1.60	6432	0.48	22269.85
007032568-02	OBS	No	41.560053	137.460995	891.9	1.500	13.2	-1.0	1.60	6432	4.83	72.56
007032568-03	OBS	No	9.546482	139.949163	219.3	2.039	10.7	17.2	1.60	6432	2.55	515.75
007032568-04	OBS	No	14.781830	144.640319	328.0	0.907	12.8	17.0	1.60	6432	2.98	287.91
007032568-05	OBS	No	10.666586	138.139144	314.5	1.062	11.5	15.5	1.60	6432	3.06	444.84
007032568-06	OBS	No	5.362929	136.700762	254.5	0.614	10.9	15.0	1.60	6432	2.67	1112.67
007032568-08	OBS	No	3.628291	132.176619	817.6	1.500	13.4	-1.0	1.60	6432	4.63	1873.40

Robovetter Results

TCE	Run Type	Disp	Score	N	S	C	E	Comments
007032568-01	OBS	FP	0.00	1	0	1	1	LPP_DV—CENT_UNRESOLVED_OFFSET—EPHEM_MATCH
007032568-02	OBS	FP	0.00	1	0	0	0	INDIV_TRANS_RUBBLE—TRANS_GAPPED—LPP_DV—NO_FITS—CENT_NOFITS
007032568-03	OBS	FP	0.00	1	0	0	0	INDIV_TRANS_RUBBLE—TRANS_GAPPED—LPP_DV—MOD_NONUNIQ_DV—CENT_FEW_DIFFS
007032568-04	OBS	FP	0.00	1	0	0	0	INDIV_TRANS_RUBBLE—TRANS_GAPPED—LPP_DV—MOD_NONUNIQ_DV—CENT_FEW_DIFFS
007032568-05	OBS	FP	0.00	1	0	0	0	INDIV_TRANS_RUBBLE_TRACKER—TRANS_GAPPED—LPP_DV—MOD_NONUNIQ_DV—MOD_TER_DV—CENT_FEW_DIFFS
007032568-06	OBS	FP	0.00	1	0	1	0	INDIV_TRANS_RUBBLE—TRANS_GAPPED—LPP_DV—MOD_NONUNIQ_DV—CENT_FEW_DIFFS—HALO_GHOST
007032568-08	OBS	FP	0.00	1	0	0	0	INDIV_TRANS_RUBBLE—TRANS_GAPPED—LPP_DV—NO_FITS—CENT_NOFITS

Notes: OBS = Observed. INJ = Injected. INV = Inverted. SCR = Scrambled.

N = Not Transit-Like. S = Stellar Eclipse. C = Centroid Offset. E = Ephemeris Match.

See http://exoplanetarchive.ipac.caltech.edu/docs/API_kepcandidate_columns.html#proj_disp_col for comment definitions.

Ephemeris Match Information For 007032568-02


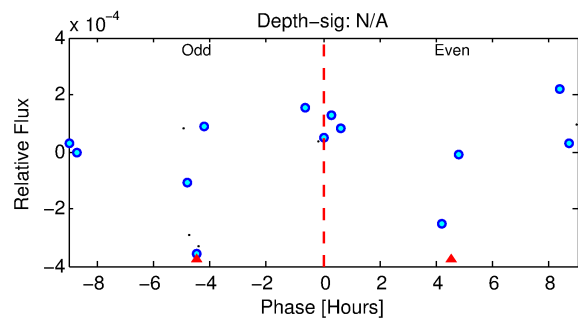

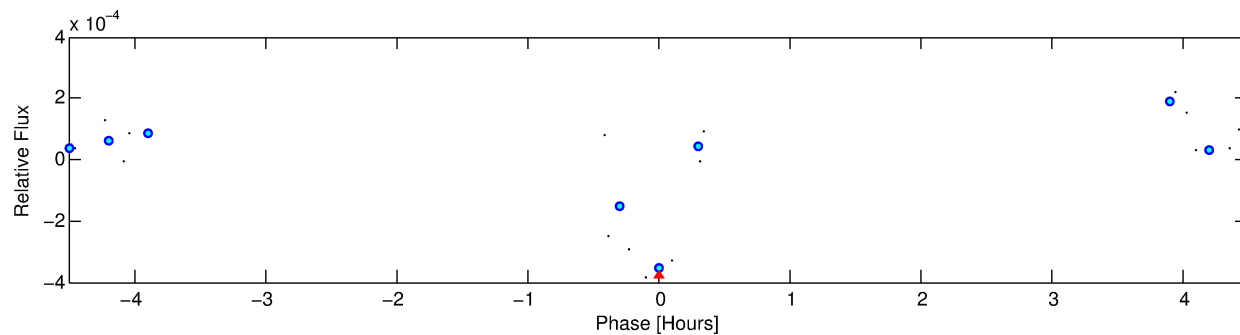
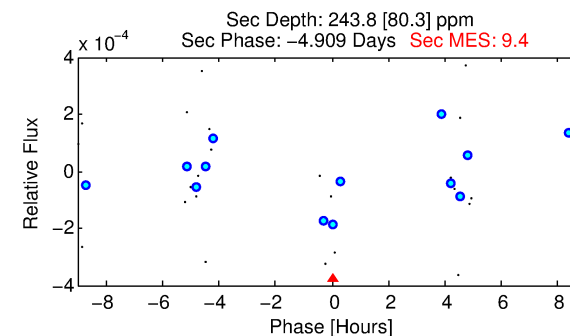
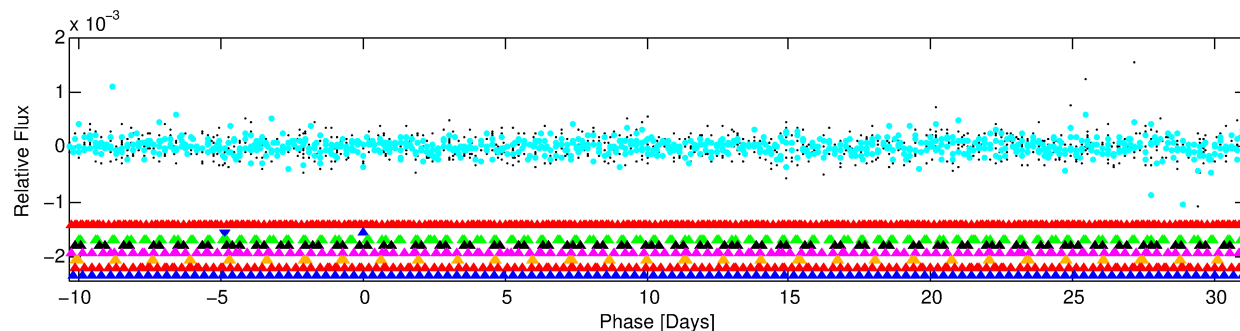
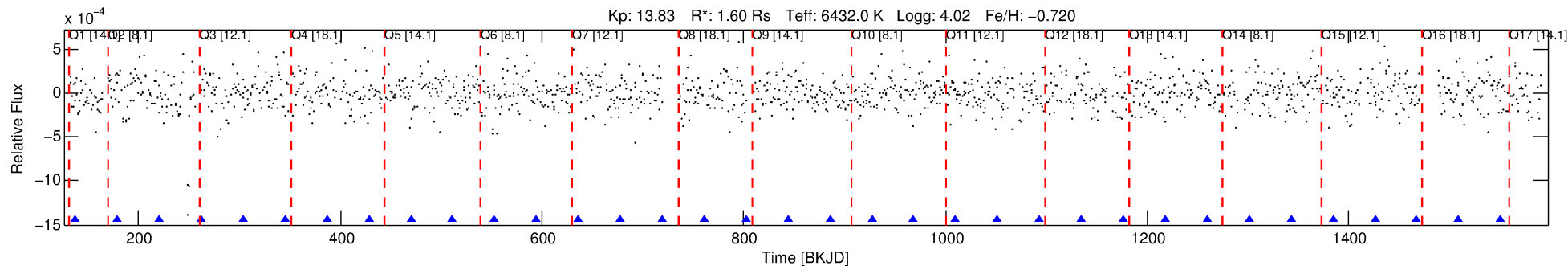
No Significant Match Found

DV One-Page Summary

KIC: 7032568 Candidate: 2 of 8 Period: 41.560 d

KOI: K07576 Corr: No Ephemeris Match

Kp: 13.83 R*: 1.60 Rs Teff: 6432.0 K Logg: 4.02 Fe/H: -0.720



TPS TCE Results:

Period = 41.56005 d
Epoch = 137.4610 BKJD

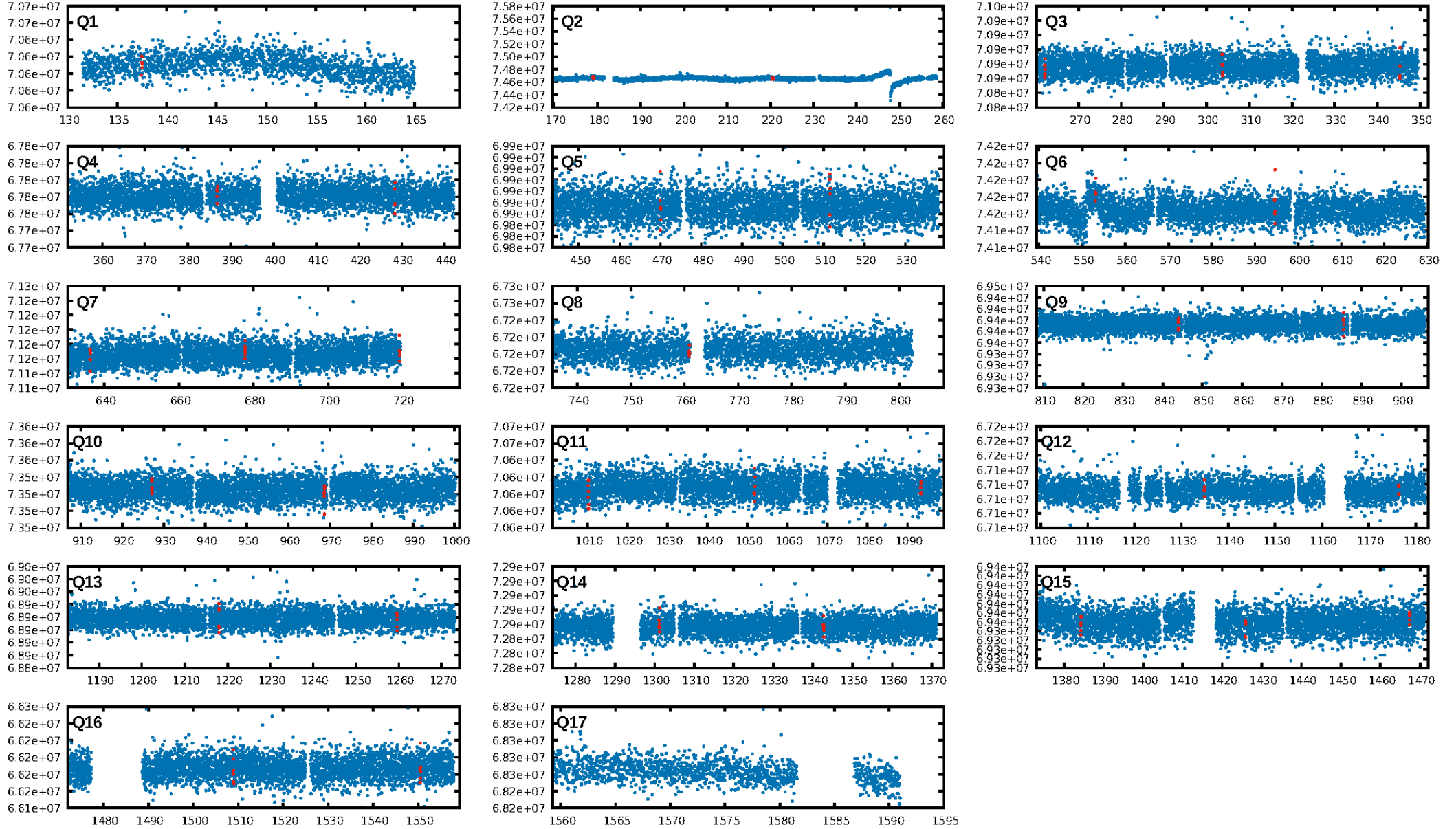
DV fit results are unavailable

DV Diagnostic Results:

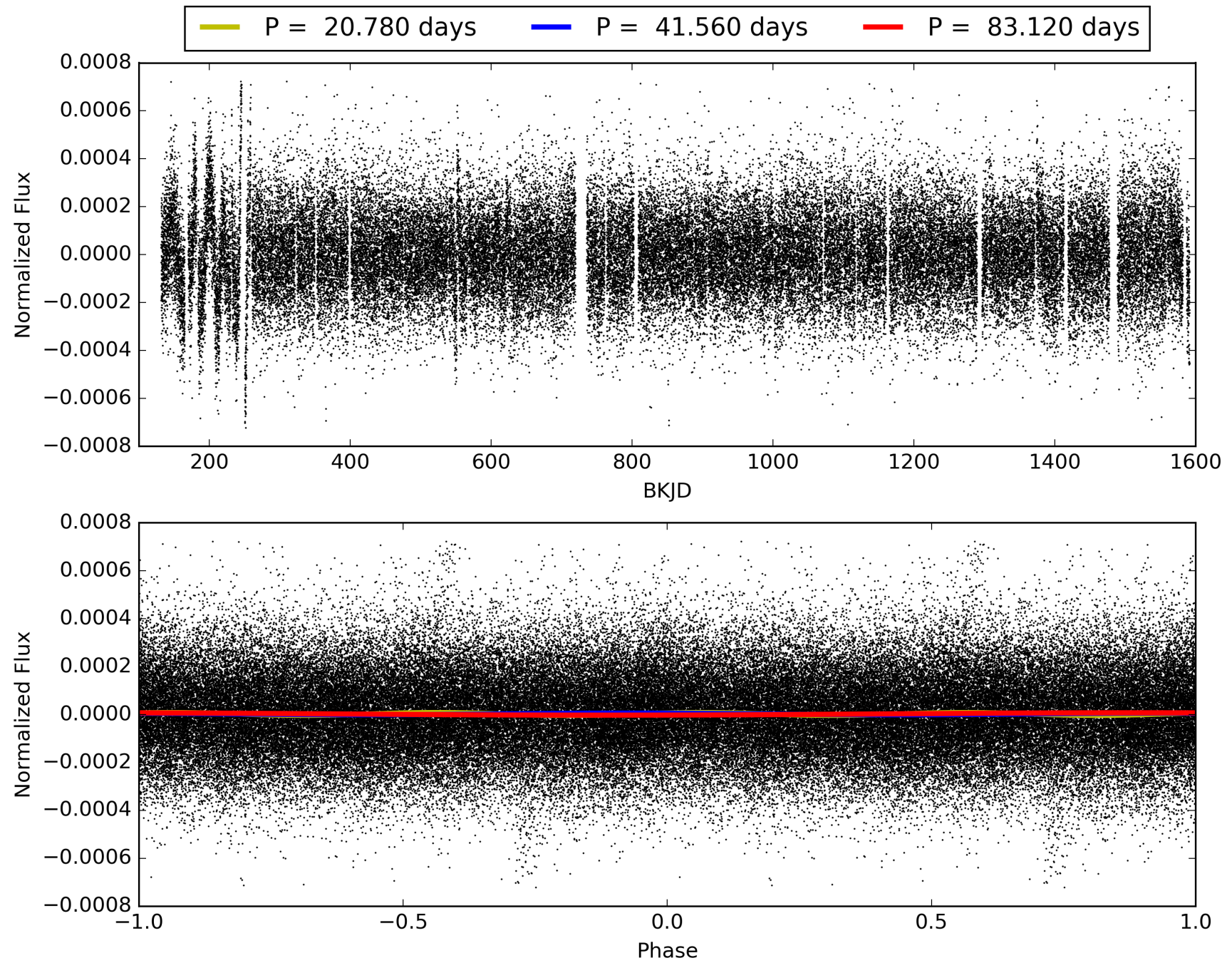
ShortPeriod-sig: 100.0% [366.60σ]
LongPeriod-sig: N/A
ModelChiSquare2-sig: N/A
ModelChiSquareGoF-sig: N/A
Bootstrap-pfa: N/A
RollingBand-fgt: N/A
GhostDiagnostic-chr: N/A

Centroid-sig: N/A
Centroid-so: N/A
OotOffset-rm: N/A
KicOffset-rm: N/A
OotOffset-st: 0/0/0 [0]
KicOffset-st: 0/0/0 [0]
DiffImageQuality-fgm: N/A
DiffImageOverlap-fno: N/A

TCE 007032568-02, PDC Light Curves

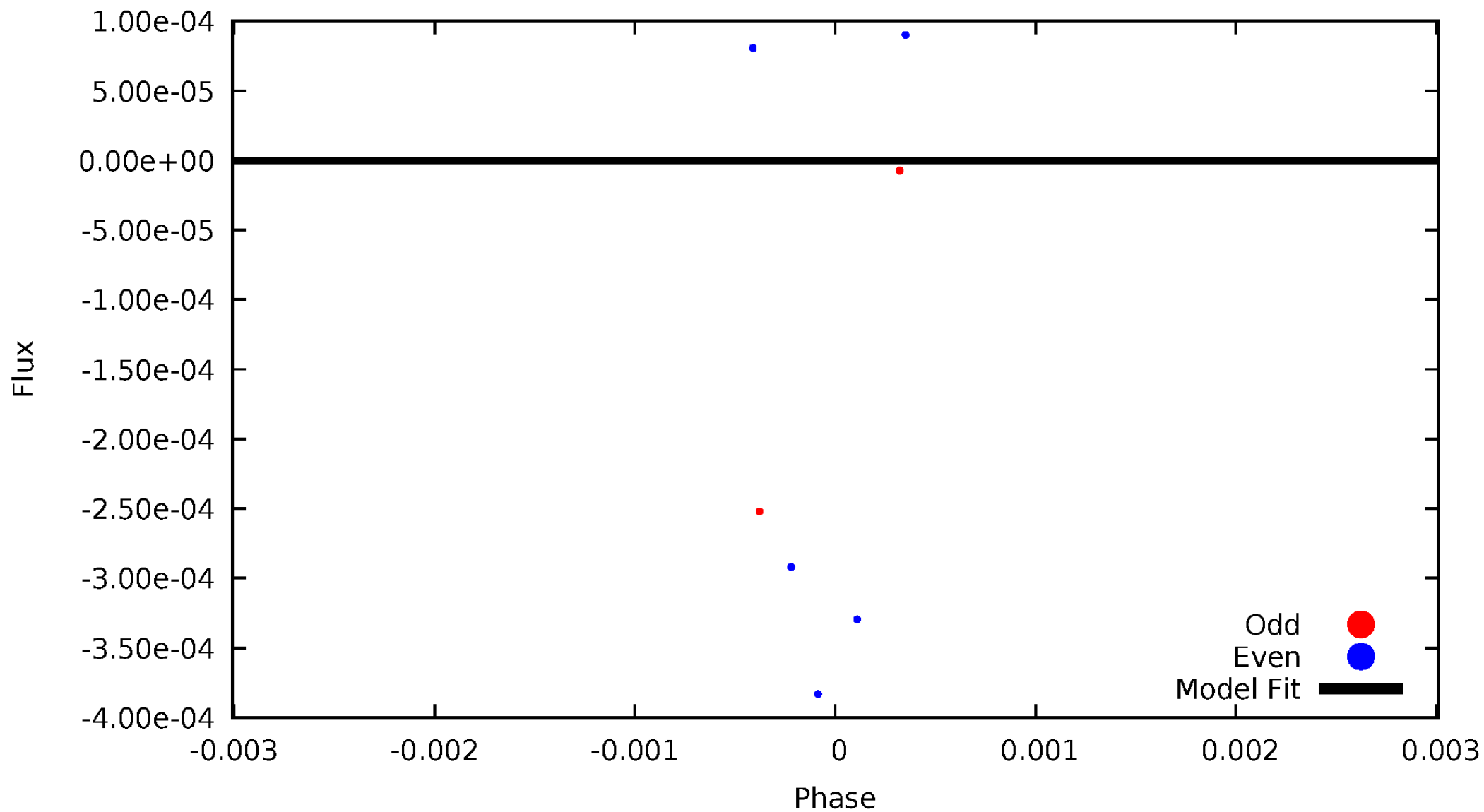


TCE 007032568-02



DV Odd/Even

TCE 007032568-02

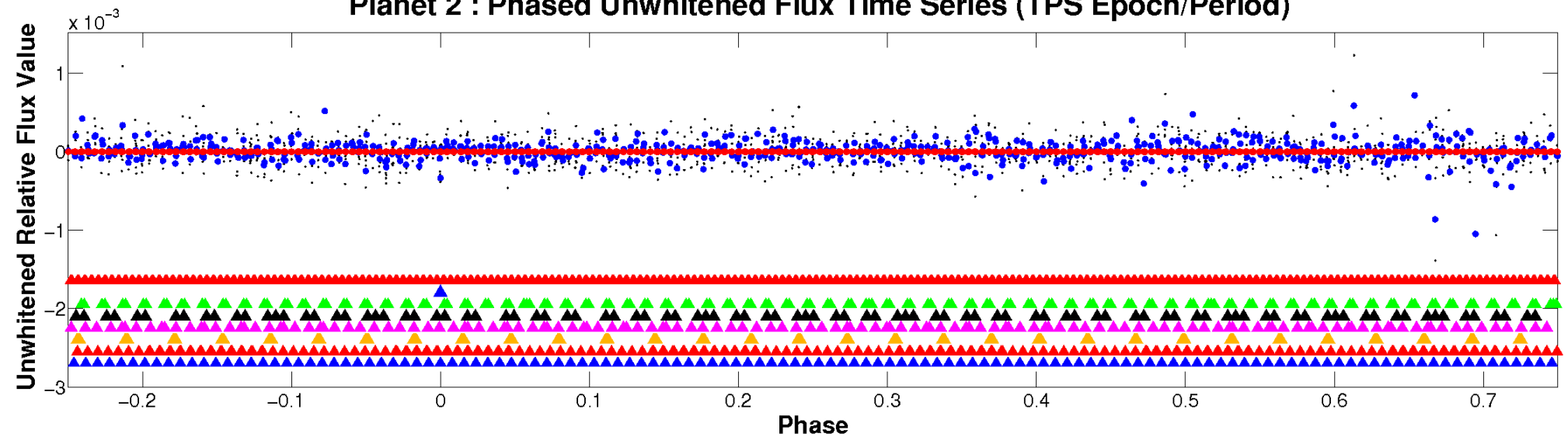


ALT Odd/Even

This plot does not exist for this TCE.

Non-Whitened Vs. Whitened Light Curve

Planet 2 : Phased Unwhitened Flux Time Series (TPS Epoch/Period)

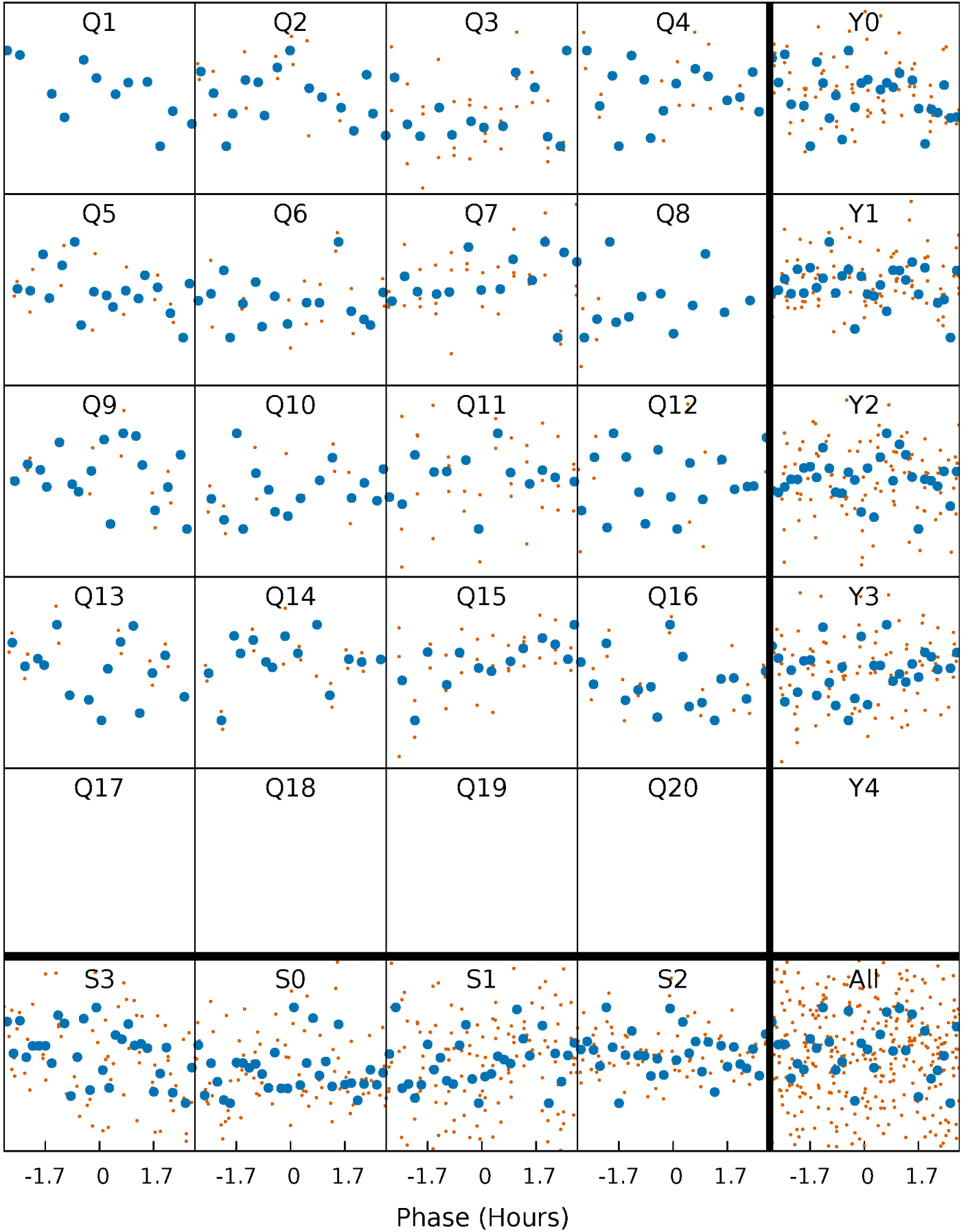


Planet 2 : Phased Whitened Flux Time Series (TPS Epoch/Period)



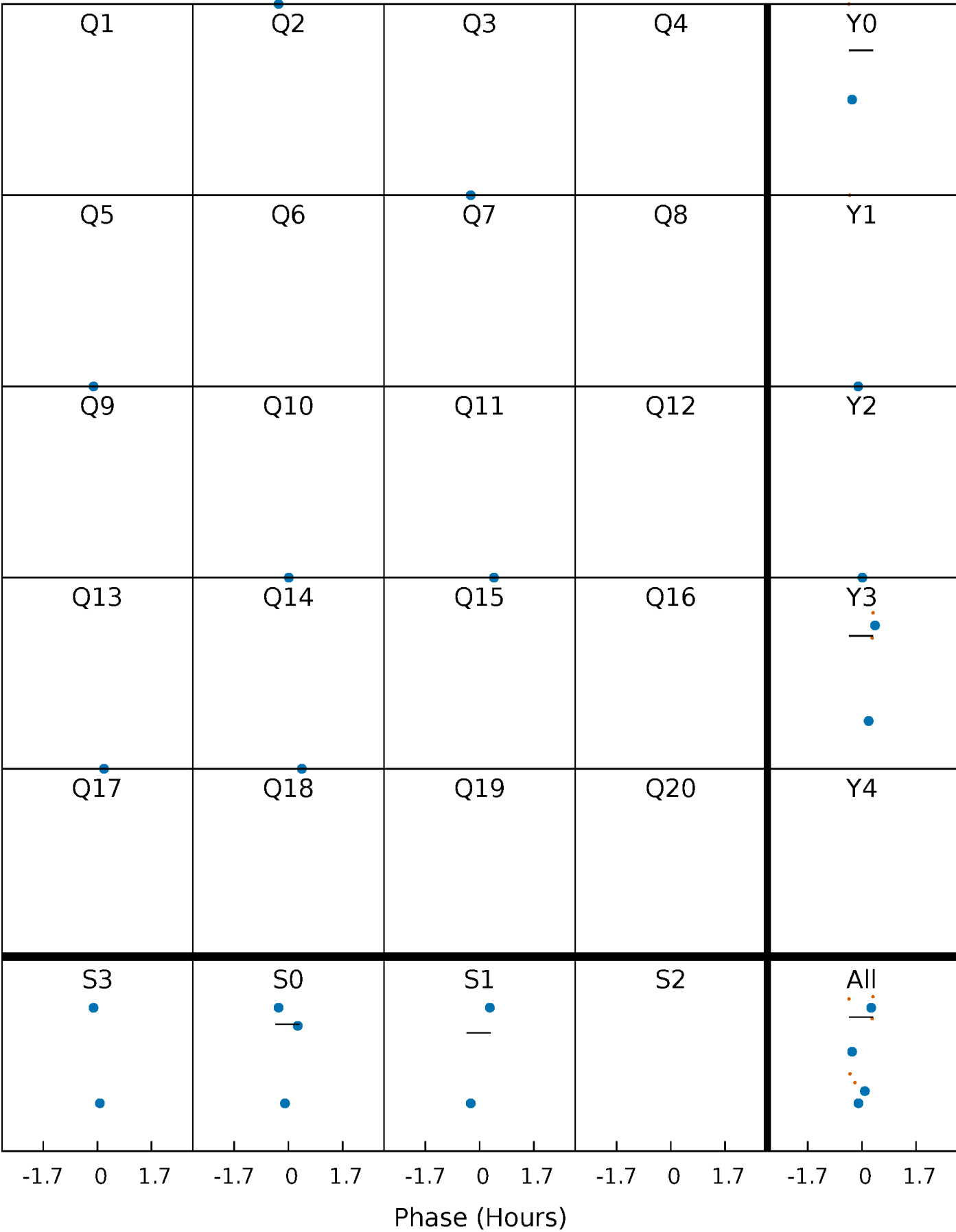
PDC Quarter-Phased Transit Curves

TCE 007032568-02 P= 41.560053 Days $T_0=137.460995$ (BKJD)



DV Quarter-Phased Transit Curves

TCE 007032568-02 P= 41.560053 Days T₀=137.460995 (BKJD)

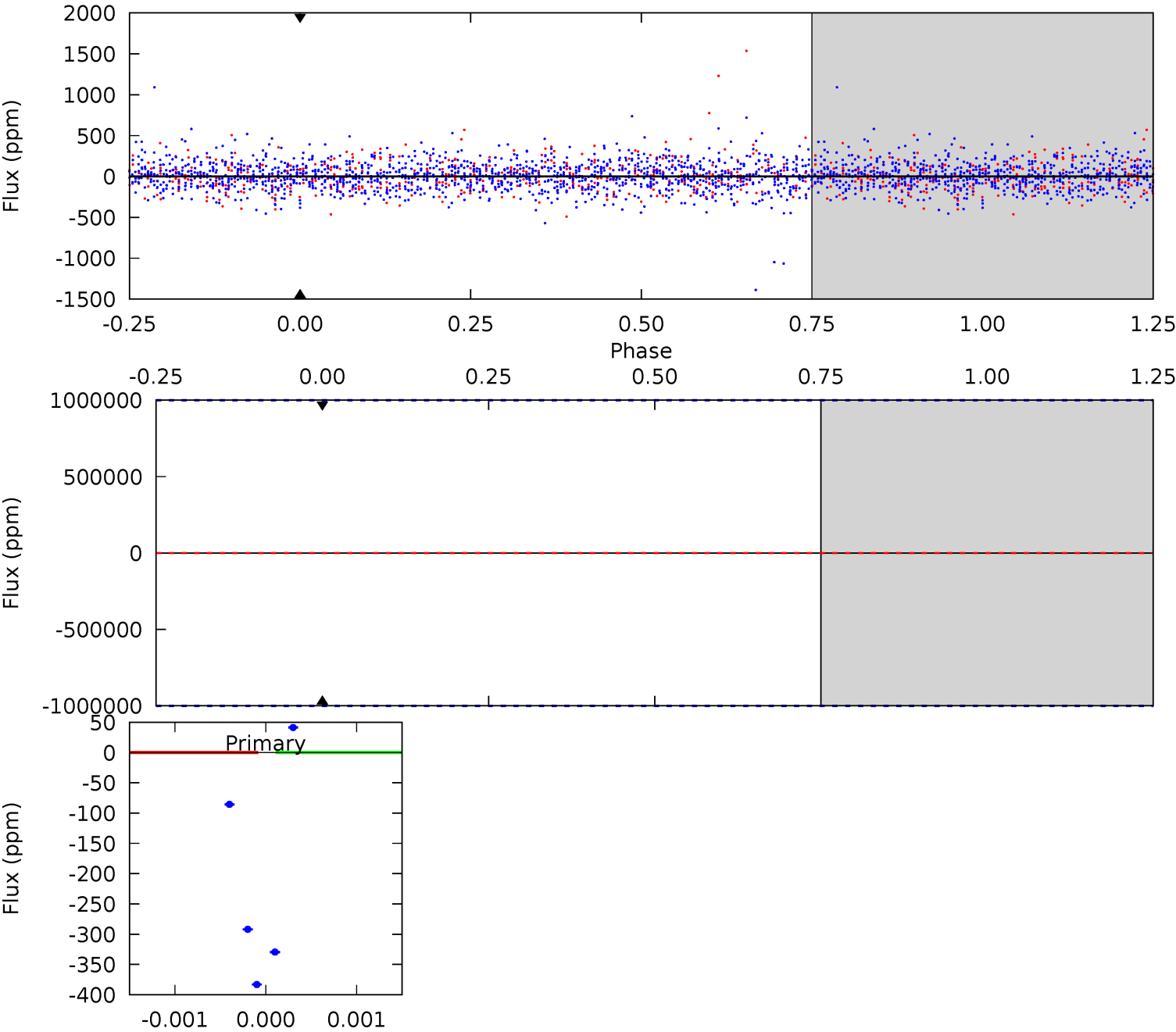


This plot does not exist for this TCE.

DV Model-Shift Uniqueness Test

007032568-02, P = 41.560053 Days, E = 95.900942 Days

Pri	Sec	Ter	Pos	FA ₁	FA ₂	F _{Red}	Pri-Ter	Pri-Pos	Sec-Ter	Sec-Pos	Odd-Evn	DMM	Shape	TAT
0	0	0	0	1.00	1.00	1.00	0	0	0	0	0	0	0	0



Alt Model-Shift Uniqueness Test

This plot does not exist for this TCE.

Stellar Parameters For KIC 007032568

	$T_{\text{eff}}(K)$	$\log(g)$	[Fe/H]	R (R_{\odot})	M (M_{\odot})	p_{\star} ($\text{g}\cdot\text{cm}^{-3}$)
	6432^{+175}_{-214}	$4.018^{+0.385}_{-0.165}$	$-0.720^{+0.300}_{-0.300}$	$1.603^{+0.413}_{-0.620}$	$0.977^{+0.134}_{-0.122}$	$0.334^{+1.020}_{-0.154}$
	+3%/-3%	+10%/-4%	+42%/-42%	+26%/-39%	+14%/-12%	+305%/-46%
Source	PHO1	KIC0	KIC0	DSEP		

KIC = Kepler Input Catalog; PHO = Photometry; SPE = Spectroscopy; AST = Asteroseismology
 TRA = Transits; DESP = Dartmouth Models; MULT = Multiple Models

Secondary Eclipse Parameters for KIC 007032568-02 / KOI

Detrend	Depth (ppm)	R_p (R_{\oplus})	T_{max} (K)	T_{obs} (K)	A_{obs}
DV	0 ± 1000000	$12.89^{+13.32}_{-9.28}$	1023^{+82}_{-107}	-4857^{+32483}_{-21101}	$-402.917^{+37834.106}_{-34100.277}$
Alt.	N/A	N/A	N/A	N/A	N/A

T_{max} = Theoretical Maximum Planetary Temperature

T_{obs} = Observed Planetary Temperature (Assuming $A=0.3$)

A_{obs} = Observed Albedo (Assuming $T=0$)

If a secondary eclipse is present, the system is likely an EB if $T_{\text{obs}} \gg T_{\text{max}}$ AND $A_{\text{obs}} \gg 1.0$

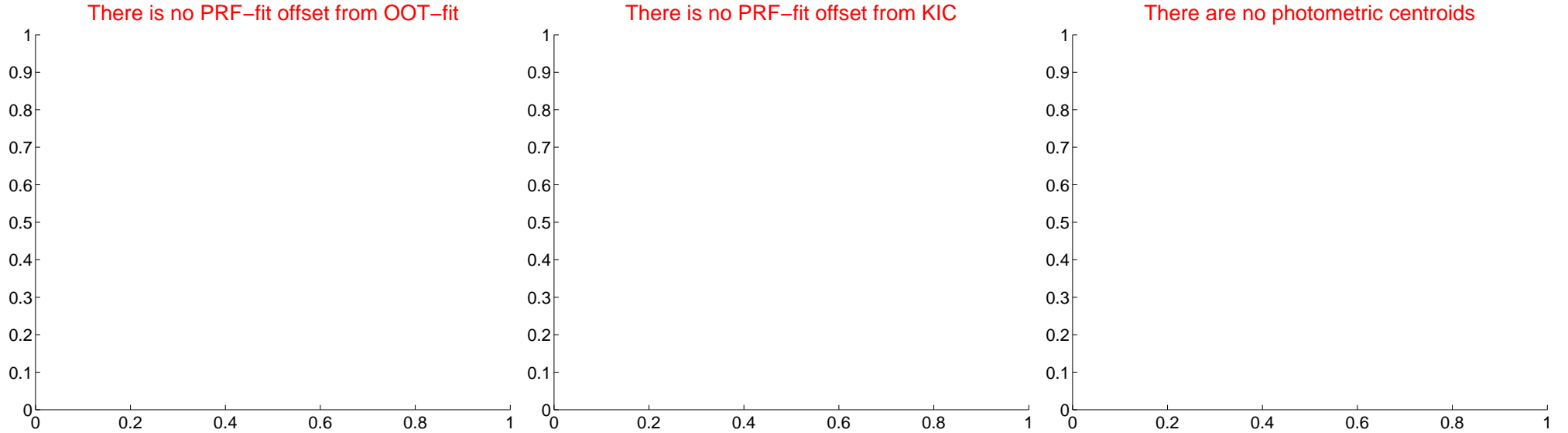
DV Centroid Data

Supplemental centroid analysis for 007032568-02. Kepler magnitude: 13.83. Transit SNR -1.00

There are 0 quarters with good PRF difference image offsets

The direct PRF centroid is offset from the target star catalog position by about NaN arcsec

	Distance in arcsec	Distance / σ	Δ RA	Δ Dec
PRF-fit source offset from OOT	—	—	—	—
PRF-fit source offset from KIC position	—	—	—	—
photometric centroid source offset	—	—	—	—



Centroid source offsets from the target star reconstructed from PRF and photometric centroids. Sky blue crosses: good quarterly centroid offsets; Vermillion crosses: bad quarterly centroid offsets; magenta cross: average over quarters. Length of the crosses: one- σ uncertainty. Blue circle: three- σ . Red *: target star. Blue *: Other stars. Text next to a star gives its KIC ID and kepmag. KIC IDs > 15,000,000 are from the UKIRT catalog.

white \times : KIC target position; $+$: OOT centroid; \triangle : difference centroid. red \times : large negative pixel value.



white \times : KIC target position; $+$: OOT centroid; \triangle : difference centroid. red \times : large negative pixel value.



white \times : KIC target position; $+$: OOT centroid; \triangle : difference centroid. red \times : large negative pixel value.



white \times : KIC target position; $+$: OOT centroid; \triangle : difference centroid. red \times : large negative pixel value.



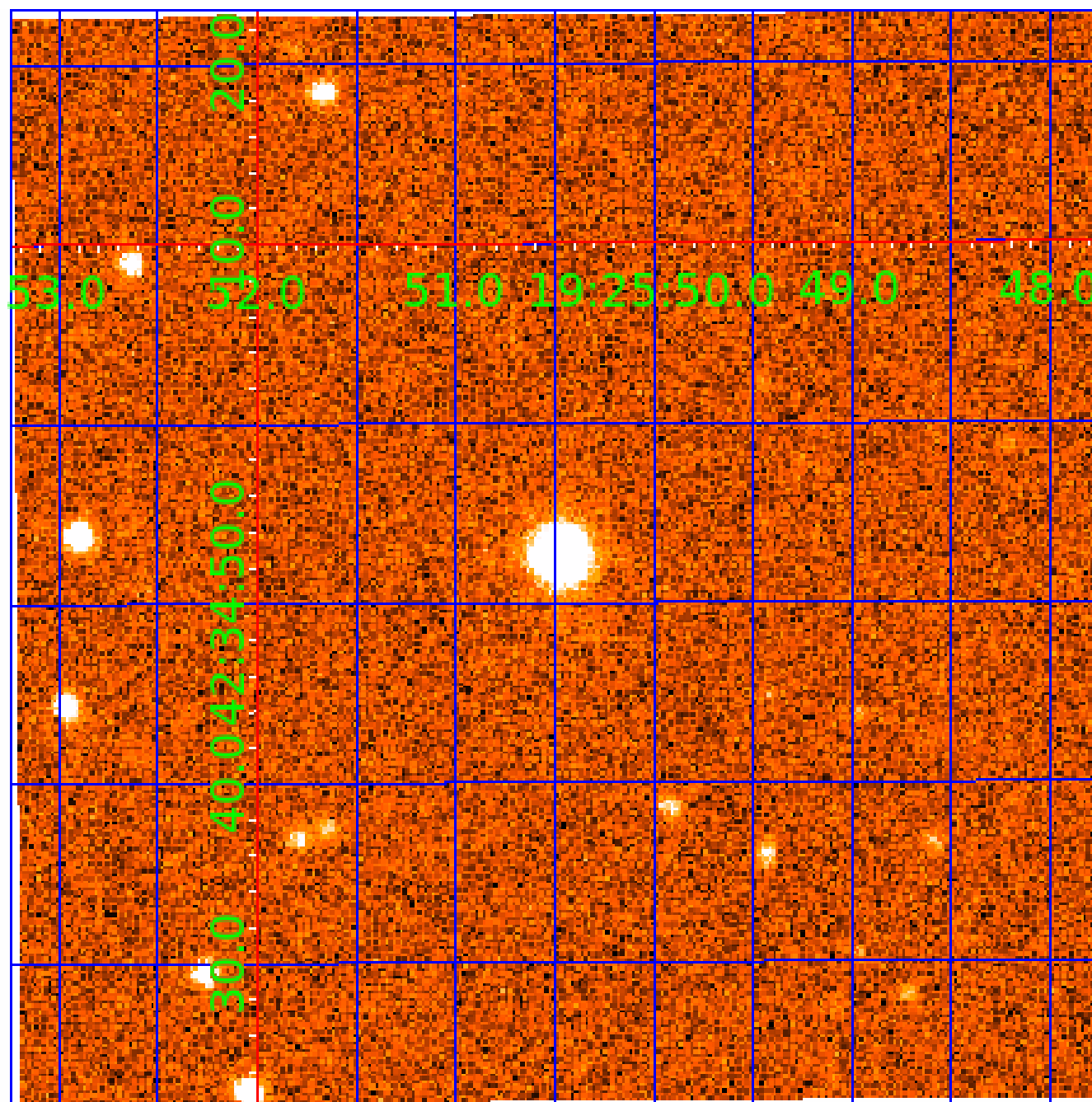
white \times : KIC target position; $+$: OOT centroid; \triangle : difference centroid. red \times : large negative pixel value.



folded centroid time series figure for this object.

UKIRT Image

Declination



KIC 007032568

Q1-17 DR25 TCE Parameters

TCE	Run Type	KOI?	Period (Days)	Epoch (BKJD)	Depth (ppm)	Duration (Hours)	MES	SNR	R_{\star} (R_{\odot})	T_{\star} (K)	R_p (R_{\oplus})	S_p (S_{\oplus})
007032568-01	OBS	7576.01	0.566745	131.863691	8.3	4.257	10.8	6.1	1.60	6432	0.48	22269.85
007032568-02	OBS	No	41.560053	137.460995	891.9	1.500	13.2	-1.0	1.60	6432	4.83	72.56
007032568-03	OBS	No	9.546482	139.949163	219.3	2.039	10.7	17.2	1.60	6432	2.55	515.75
007032568-04	OBS	No	14.781830	144.640319	328.0	0.907	12.8	17.0	1.60	6432	2.98	287.91
007032568-05	OBS	No	10.666586	138.139144	314.5	1.062	11.5	15.5	1.60	6432	3.06	444.84
007032568-06	OBS	No	5.362929	136.700762	254.5	0.614	10.9	15.0	1.60	6432	2.67	1112.67
007032568-08	OBS	No	3.628291	132.176619	817.6	1.500	13.4	-1.0	1.60	6432	4.63	1873.40

Robovetter Results

TCE	Run Type	Disp	Score	N	S	C	E	Comments
007032568-01	OBS	FP	0.00	1	0	1	1	LPP_DV—CENT_UNRESOLVED_OFFSET—EPHEM_MATCH
007032568-02	OBS	FP	0.00	1	0	0	0	INDIV_TRANS_RUBBLE—TRANS_GAPPED—LPP_DV—NO_FITS—CENT_NOFITS
007032568-03	OBS	FP	0.00	1	0	0	0	INDIV_TRANS_RUBBLE—TRANS_GAPPED—LPP_DV—MOD_NONUNIQ_DV—CENT_FEW_DIFFS
007032568-04	OBS	FP	0.00	1	0	0	0	INDIV_TRANS_RUBBLE—TRANS_GAPPED—LPP_DV—MOD_NONUNIQ_DV—CENT_FEW_DIFFS
007032568-05	OBS	FP	0.00	1	0	0	0	INDIV_TRANS_RUBBLE_TRACKER—TRANS_GAPPED—LPP_DV—MOD_NONUNIQ_DV—MOD_TER_DV—CENT_FEW_DIFFS
007032568-06	OBS	FP	0.00	1	0	1	0	INDIV_TRANS_RUBBLE—TRANS_GAPPED—LPP_DV—MOD_NONUNIQ_DV—CENT_FEW_DIFFS—HALO_GHOST
007032568-08	OBS	FP	0.00	1	0	0	0	INDIV_TRANS_RUBBLE—TRANS_GAPPED—LPP_DV—NO_FITS—CENT_NOFITS

Notes: OBS = Observed. INJ = Injected. INV = Inverted. SCR = Scrambled.

N = Not Transit-Like. S = Stellar Eclipse. C = Centroid Offset. E = Ephemeris Match.

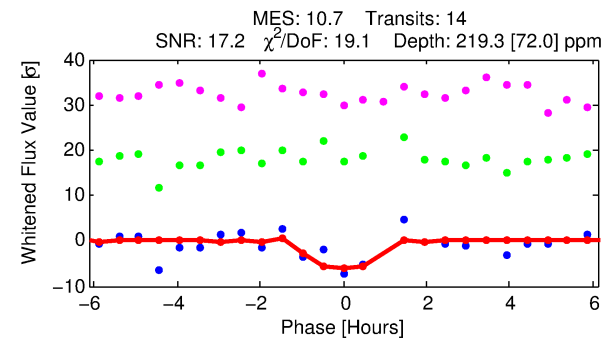
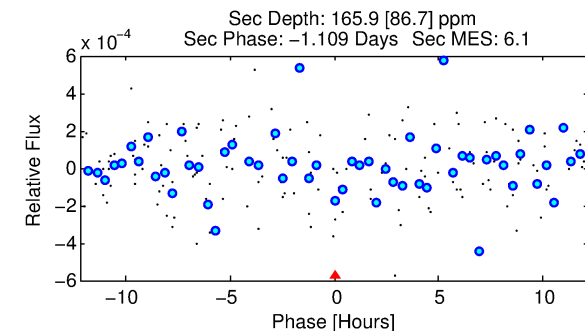
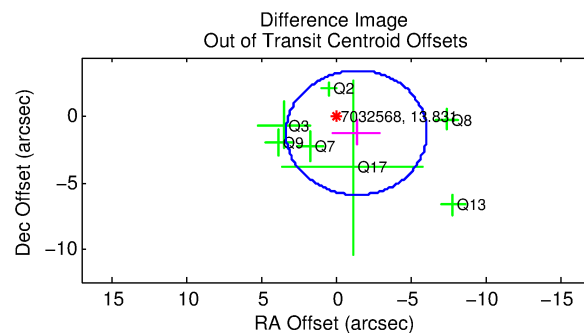
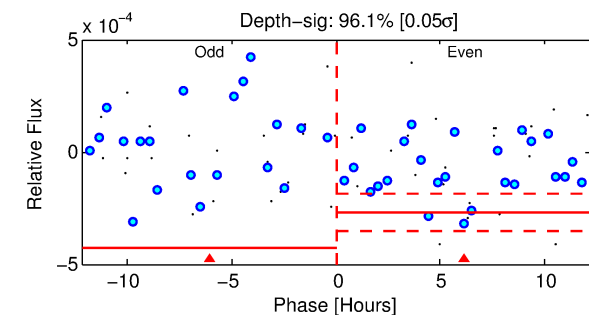
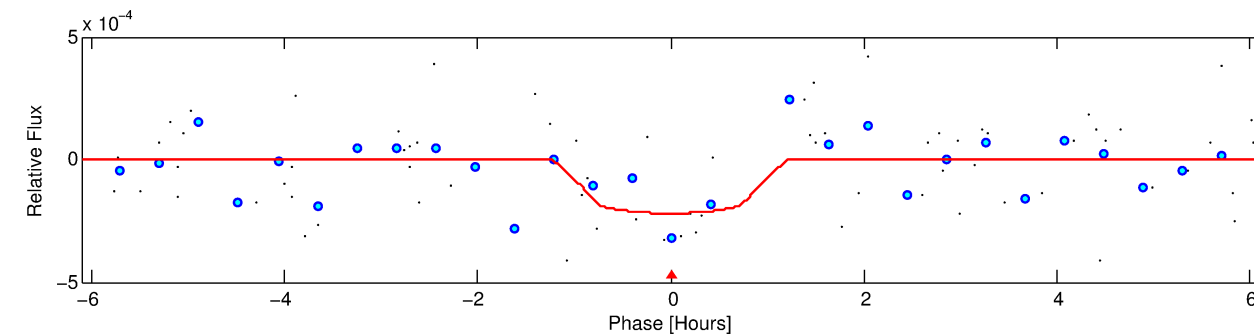
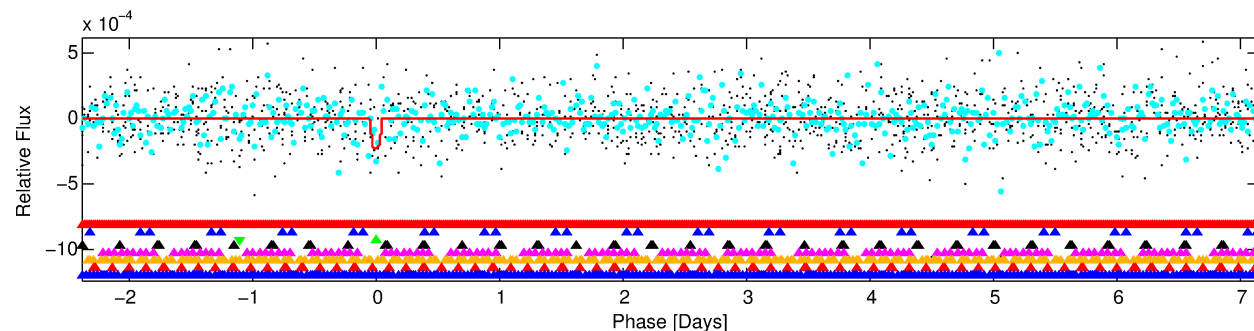
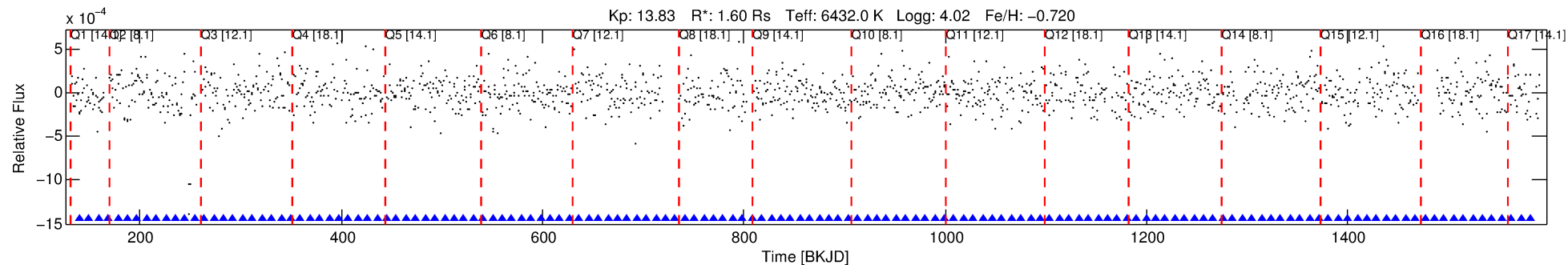
See http://exoplanetarchive.ipac.caltech.edu/docs/API_kepcandidate_columns.html#proj_disp_col for comment definitions.

Ephemeris Match Information For 007032568-03

No Significant Match Found

DV One-Page Summary

KIC: 7032568 Candidate: 3 of 8 Period: 9.546 d
KOI: K07576 Corr: No Ephemeris Match



DV Fit Results:

Period = 9.54648 [0.00039] d
Epoch = 139.9492 [0.0560] BKJD
Rp/R* = 0.0146 [0.0581]
a/R* = 25.80 [567.55]
b = 0.71 [15.39]
Seff = 515.75 [339.57]
Teq = 1215 [200] K
Rp = 2.55 [10.22] Re
a = 0.0874 [0.0343] AU
Ag = 106.89 [855.64] [0.12 σ]
Teffp = 6041 [12052] K [0.40 σ]

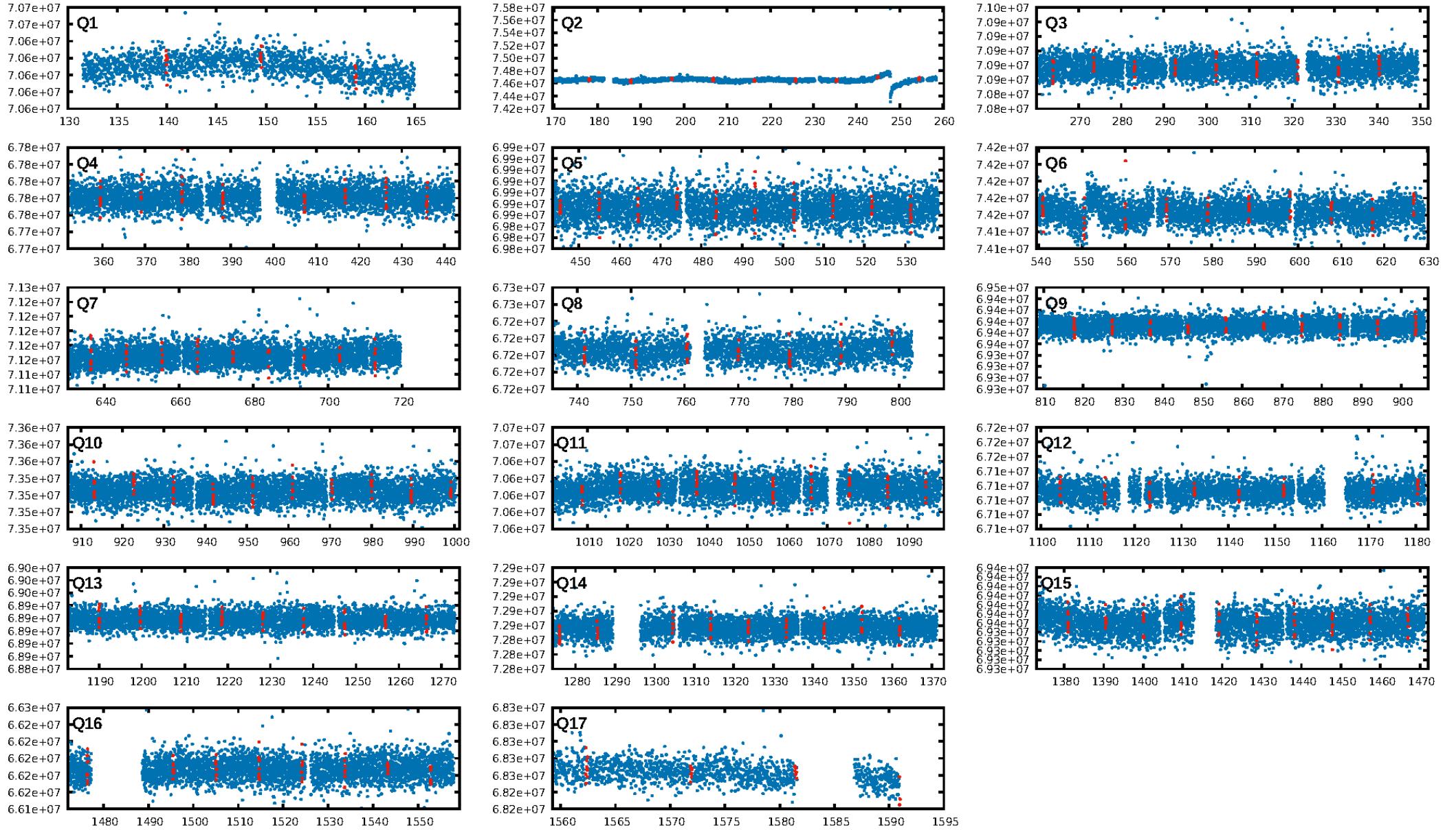
DV Diagnostic Results:

ShortPeriod-sig: 100.0% [14.57 σ]
LongPeriod-sig: 100.0% [11.70 σ]
ModelChiSquare2-sig: 0.0%
ModelChiSquareGof-sig: 0.0%
Bootstrap-pfa: N/A
RollingBand-fgt: 1.00 [14/14]
GhostDiagnostic-chr: 0.4269
Centroid-sig: N/A
Centroid-so: 0.450 arcsec [1.01 σ]
OotOffset-rm: 1.840 arcsec [1.17 σ]
OotOffset-st: 1/2/1/3 [7]
KicOffset-rm: 1.885 arcsec [1.00 σ]
KicOffset-st: 1/2/1/3 [7]
DiffImageQuality-fgm: 0.00 [0/7]
DiffImageOverlap-fno: 0.00 [0/17]

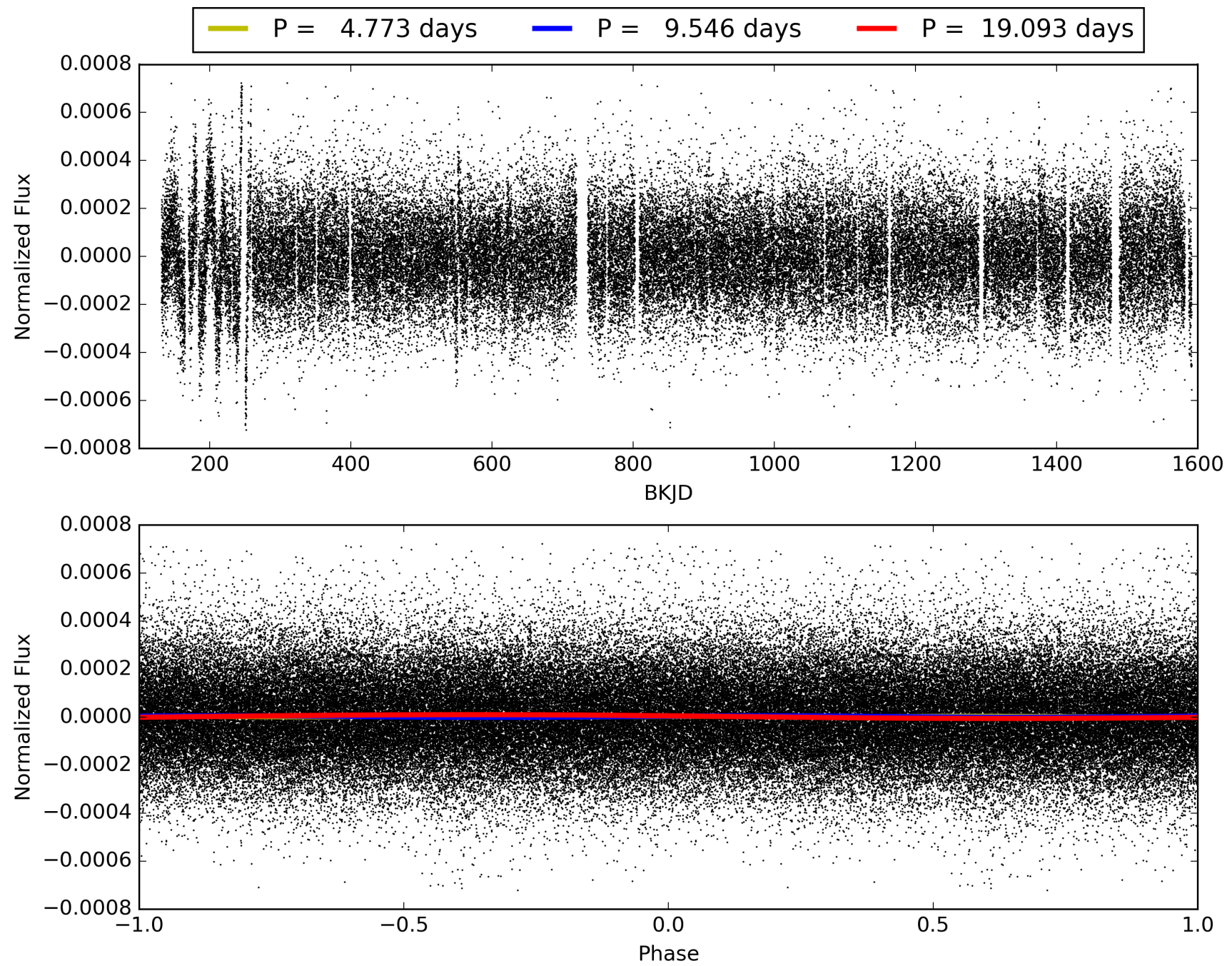
Software Revision: svn+ssh://murzim/repo/soc/tags/release/9.3.42@60958 -- Date Generated: 30-Jan-2016 14:42:12 Z

This Data Validation Report Summary was produced in the Kepler Science Operations Center Pipeline at NASA Ames Research Center

TCE 007032568-03, PDC Light Curves

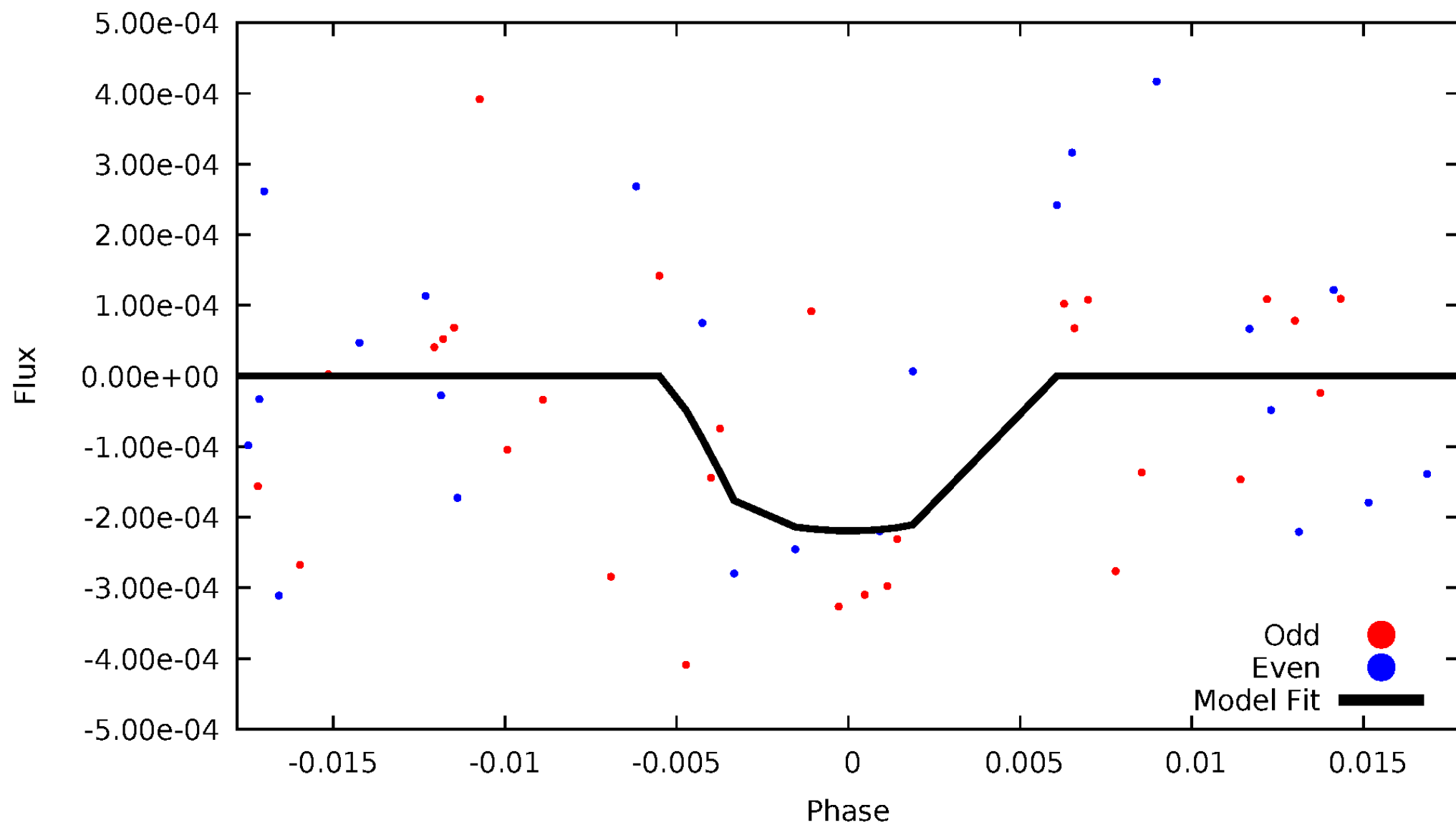


TCE 007032568-03



DV Odd/Even

TCE 007032568-03

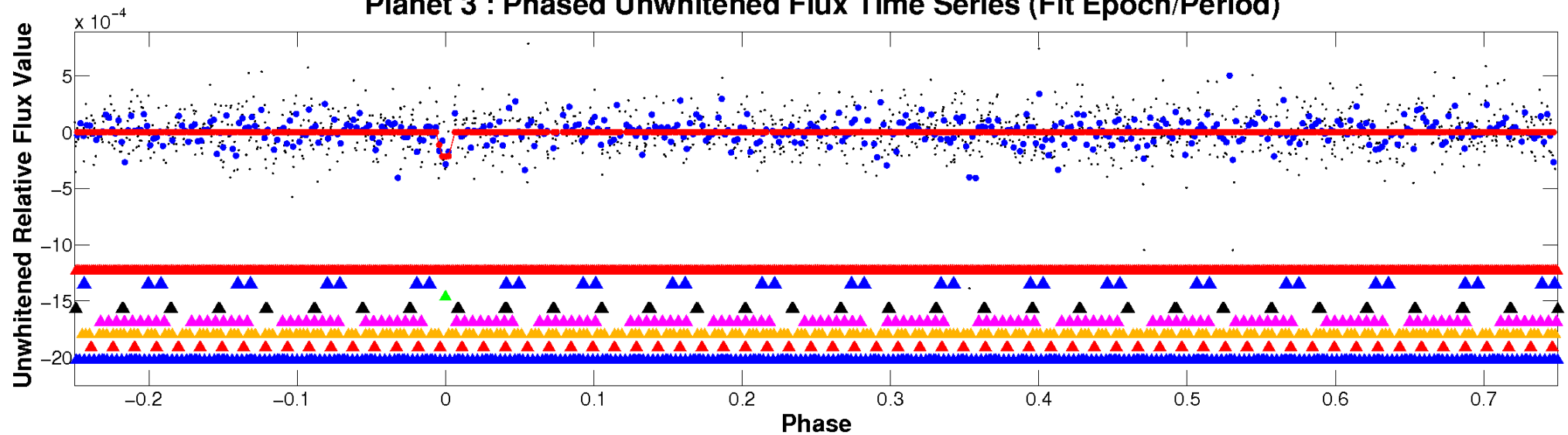


ALT Odd/Even

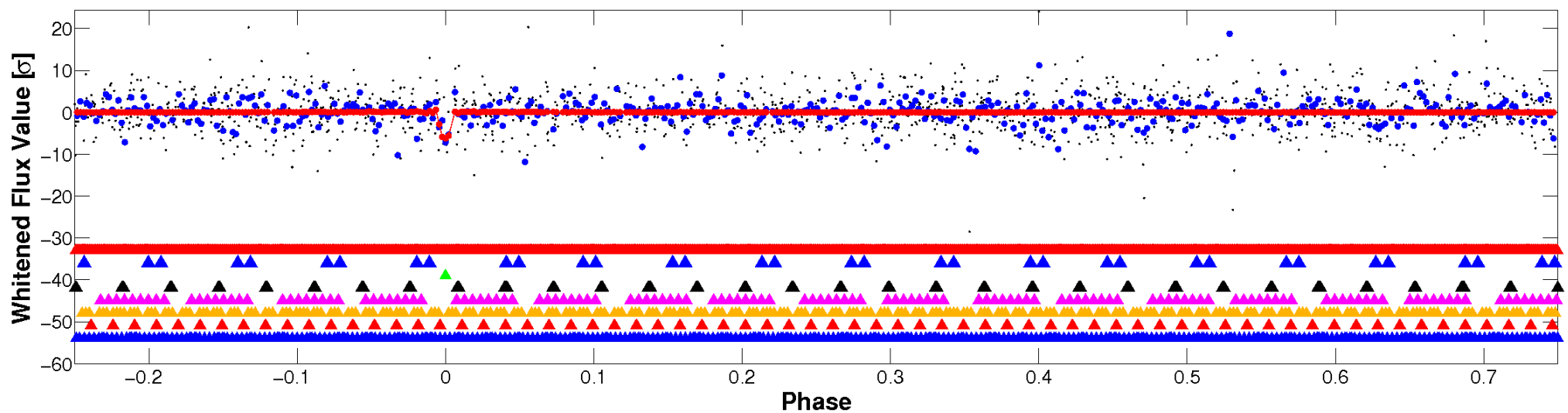
This plot does not exist for this TCE.

Non-Whitened Vs. Whitened Light Curve

Planet 3 : Phased Unwhitened Flux Time Series (Fit Epoch/Period)

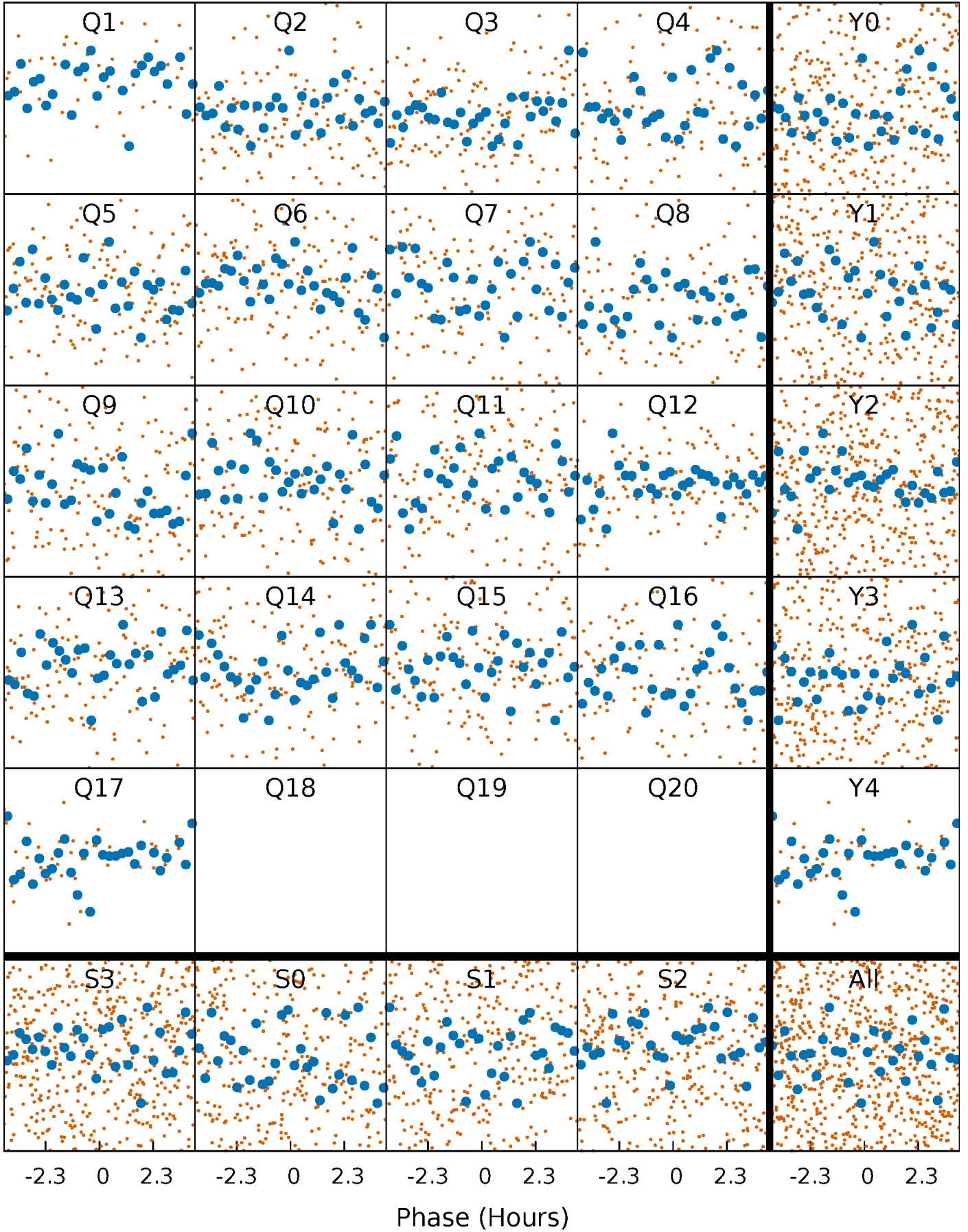


Planet 3 : Phased Whitened Flux Time Series (Fit Epoch/Period)



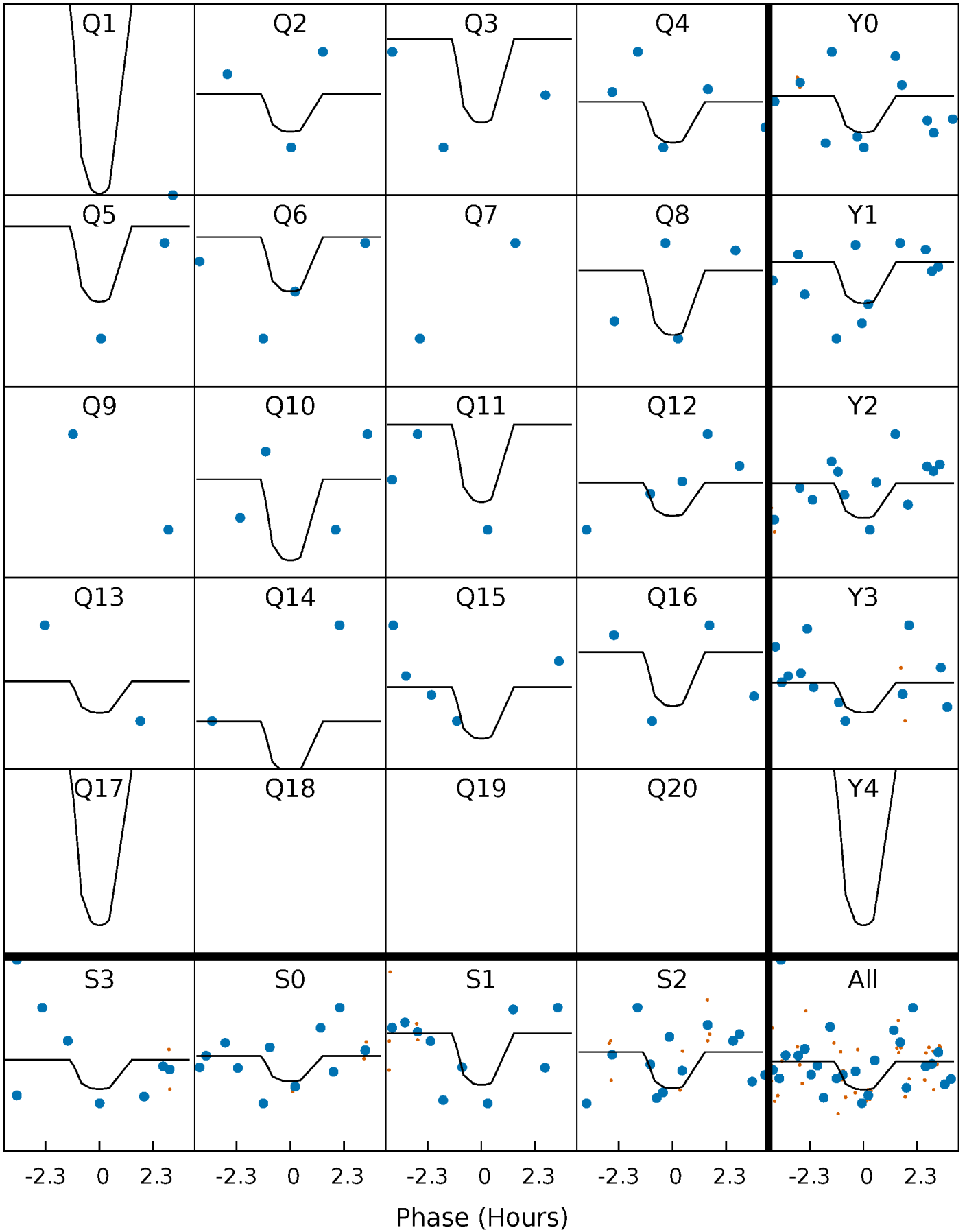
PDC Quarter-Phased Transit Curves

TCE 007032568-03 P= 9.546482 Days $T_0=139.949163$ (BKJD)



DV Quarter-Phased Transit Curves

TCE 007032568-03 P= 9.546482 Days $T_0=139.949163$ (BKJD)

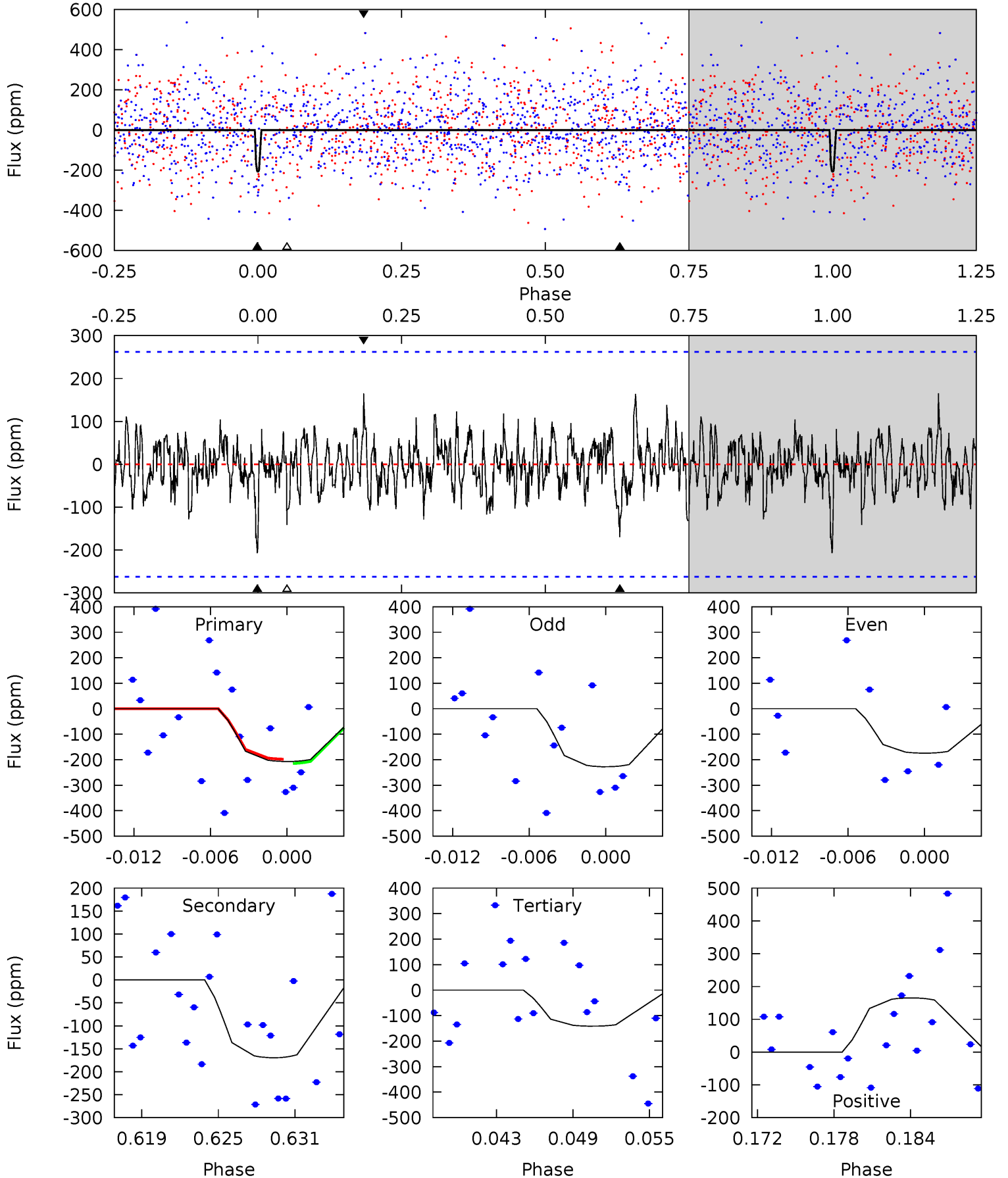


This plot does not exist for this TCE.

DV Model-Shift Uniqueness Test

007032568-03, P = 9.546482 Days, E = 130.402681 Days

Pri	Sec	Ter	Pos	FA ₁	FA ₂	F _{Red}	Pri-Ter	Pri-Pos	Sec-Ter	Sec-Pos	Odd-Evn	DMM	Shape	TAT
4.04	3.31	2.76	3.22	5.12	2.74	0.96	1.28	0.82	0.55	0.09	0.53	0	0.44	0.16



Alt Model-Shift Uniqueness Test

This plot does not exist for this TCE.

Stellar Parameters For KIC 007032568

	$T_{\text{eff}} (K)$	$\log(g)$	[Fe/H]	$R (R_{\odot})$	$M (M_{\odot})$	$p_{\star} (\text{g}\cdot\text{cm}^{-3})$
	6432^{+175}_{-214}	$4.018^{+0.385}_{-0.165}$	$-0.720^{+0.300}_{-0.300}$	$1.603^{+0.413}_{-0.620}$	$0.977^{+0.134}_{-0.122}$	$0.334^{+1.020}_{-0.154}$
	+3%/-3%	+10%/-4%	+42%/-42%	+26%/-39%	+14%/-12%	+305%/-46%
Source	PHO1	KIC0	KIC0	DSEP		

KIC = Kepler Input Catalog; PHO = Photometry; SPE = Spectroscopy; AST = Asteroseismology
 TRA = Transits; DESP = Dartmouth Models; MULT = Multiple Models

Secondary Eclipse Parameters for KIC 007032568-03 / KOI

Detrend	Depth (ppm)	$R_p (R_{\oplus})$	$T_{\text{max}} (K)$	$T_{\text{obs}} (K)$	A_{obs}
DV	-170 ± 51	$7.81^{+7.25}_{-5.54}$	1683^{+129}_{-167}	3749^{+2487}_{-733}	11^{+117}_{-9}
Alt.	N/A	N/A	N/A	N/A	N/A

T_{max} = Theoretical Maximum Planetary Temperature

T_{obs} = Observed Planetary Temperature (Assuming $A=0.3$)

A_{obs} = Observed Albedo (Assuming $T=0$)

If a secondary eclipse is present, the system is likely an EB if $T_{\text{obs}} \gg T_{\text{max}}$ AND $A_{\text{obs}} \gg 1.0$

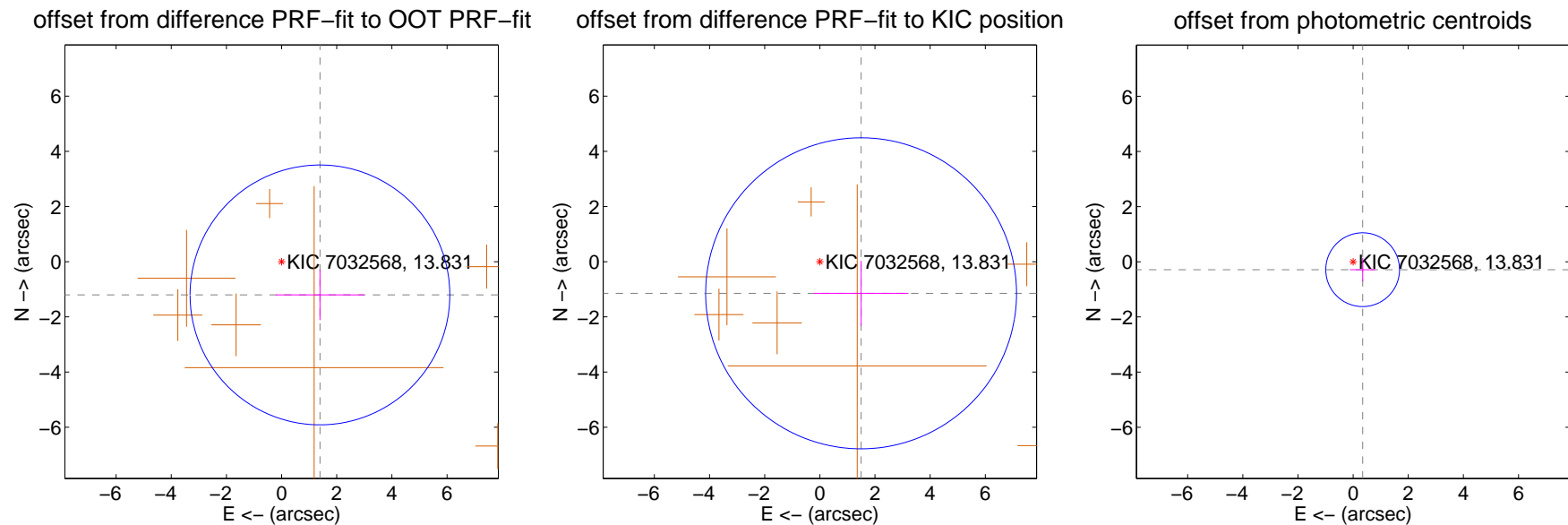
DV Centroid Data

Supplemental centroid analysis for 007032568-03. Kepler magnitude: 13.83. Transit SNR 17.18

There are 0 quarters with good PRF difference image offsets

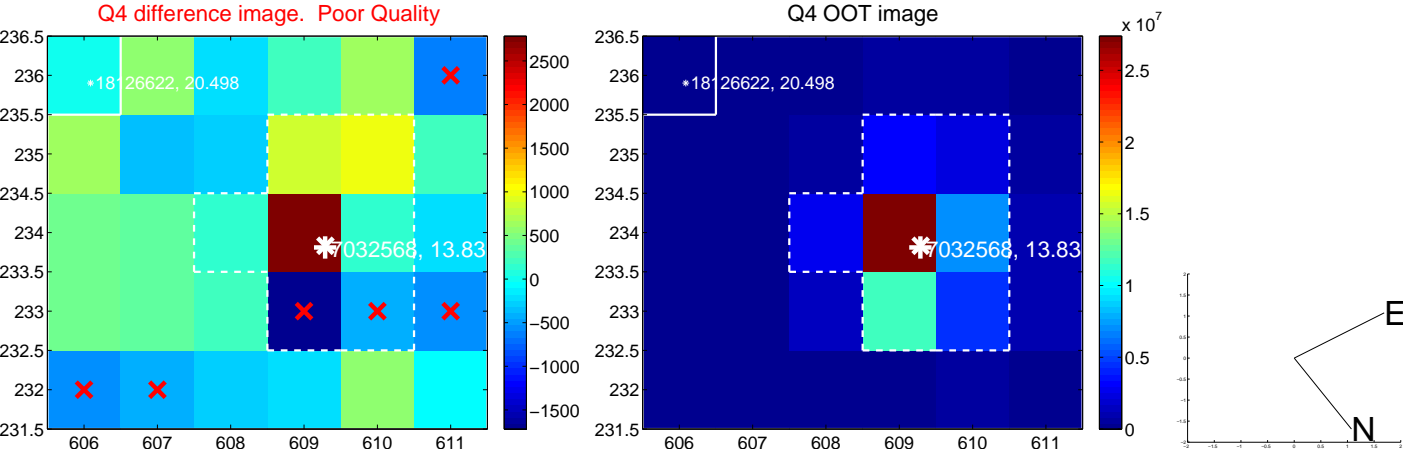
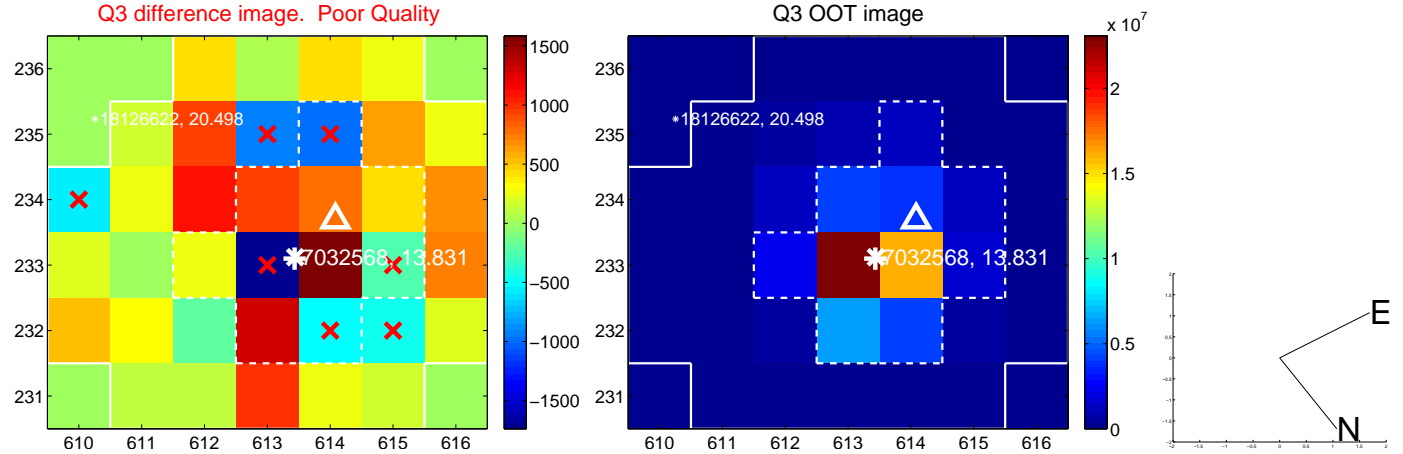
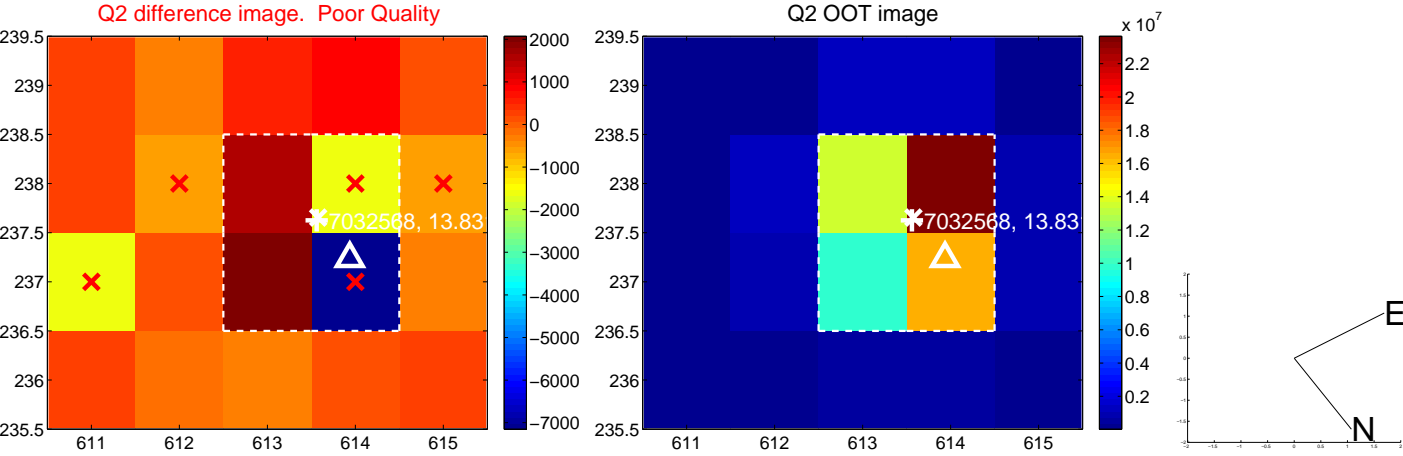
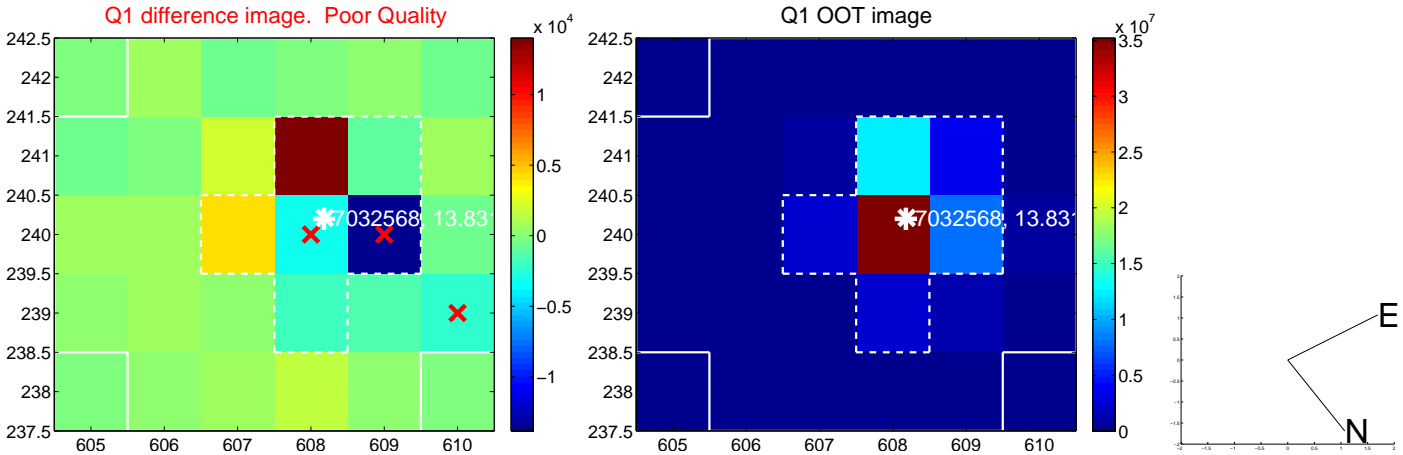
The direct PRF centroid is offset from the target star catalog position by about 0.18 arcsec

	Distance in arcsec	Distance / σ	Δ RA	Δ Dec
PRF-fit source offset from OOT	1.840 ± 1.570	1.17	-1.391 ± 1.606	-1.204 ± 0.915
PRF-fit source offset from KIC position	1.885 ± 1.879	1.00	-1.496 ± 1.714	-1.146 ± 1.179
photometric centroid source offset	0.45 ± 0.45	1.01	-0.35 ± 0.46	-0.29 ± 0.42

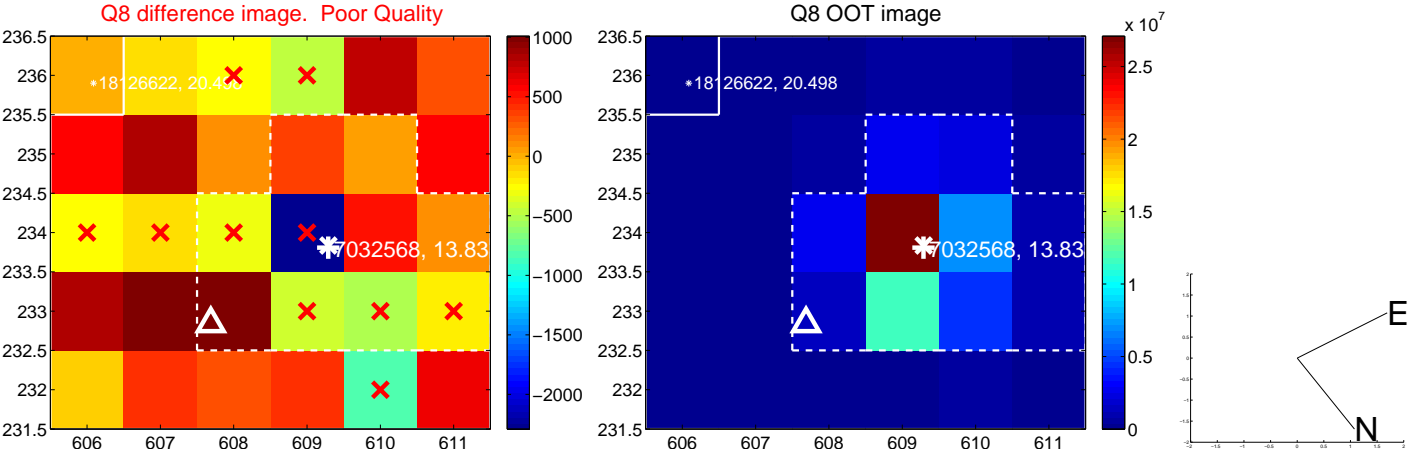
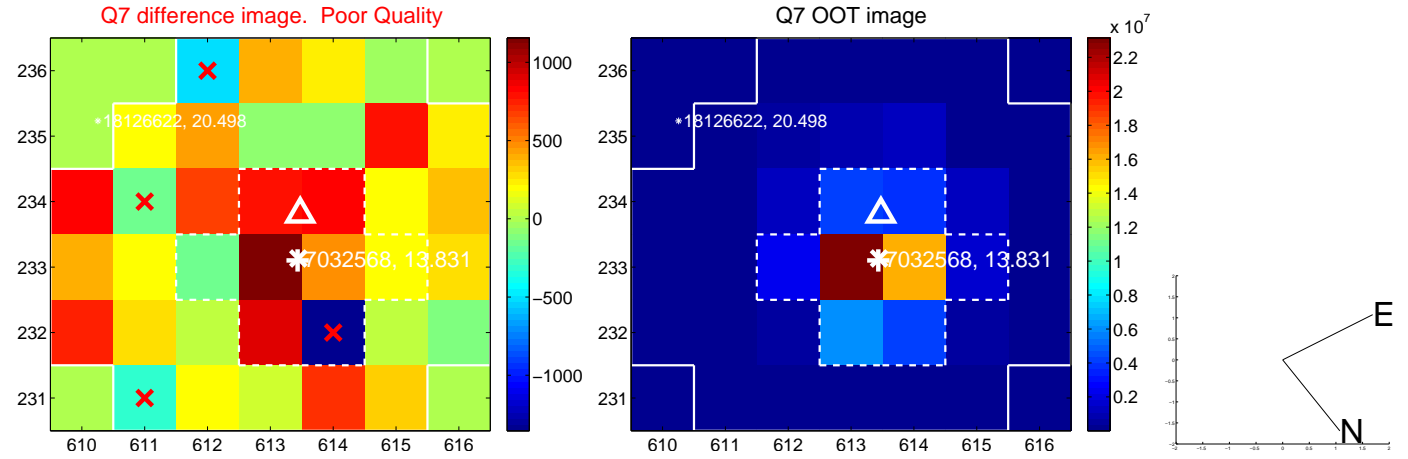
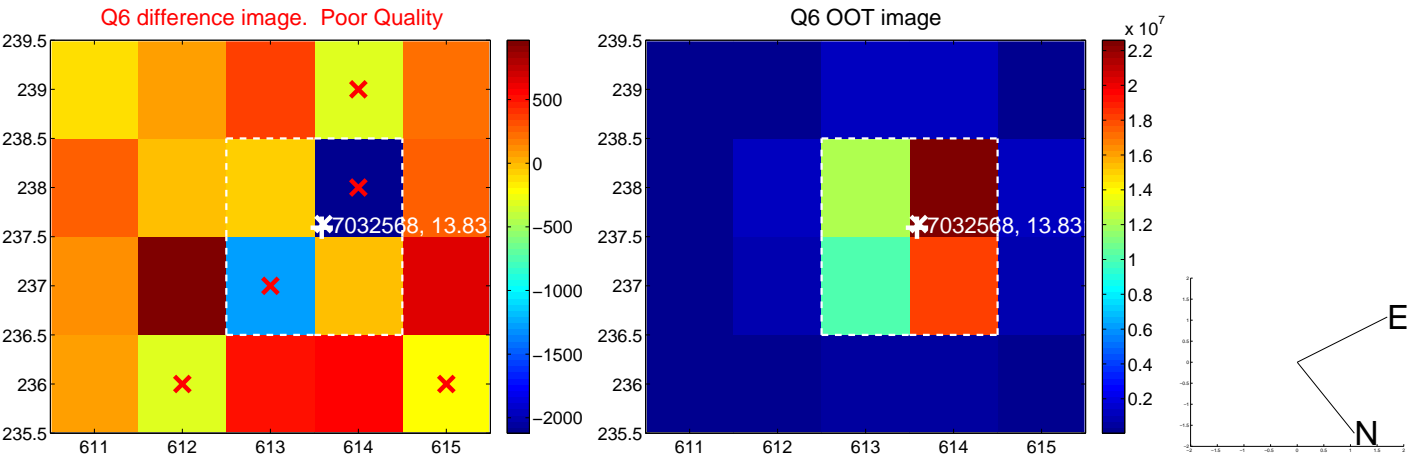
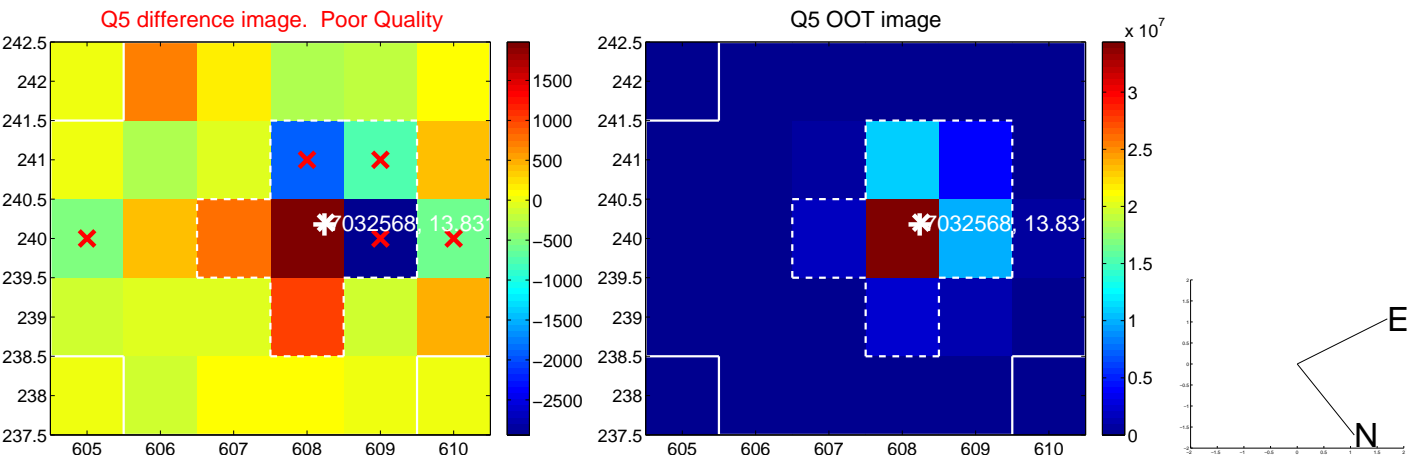


Centroid source offsets from the target star reconstructed from PRF and photometric centroids. Sky blue crosses: good quarterly centroid offsets; Vermillion crosses: bad quarterly centroid offsets; magenta cross: average over quarters. Length of the crosses: one- σ uncertainty. Blue circle: three- σ . Red *: target star. Blue *: Other stars. Text next to a star gives its KIC ID and kepmag. KIC IDs > 15,000,000 are from the UKIRT catalog.

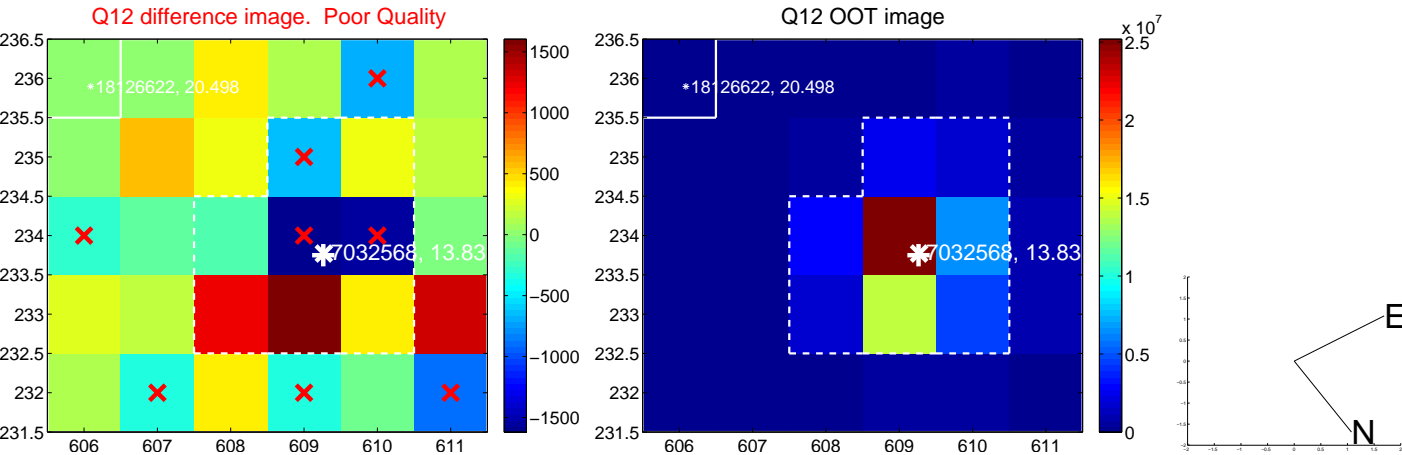
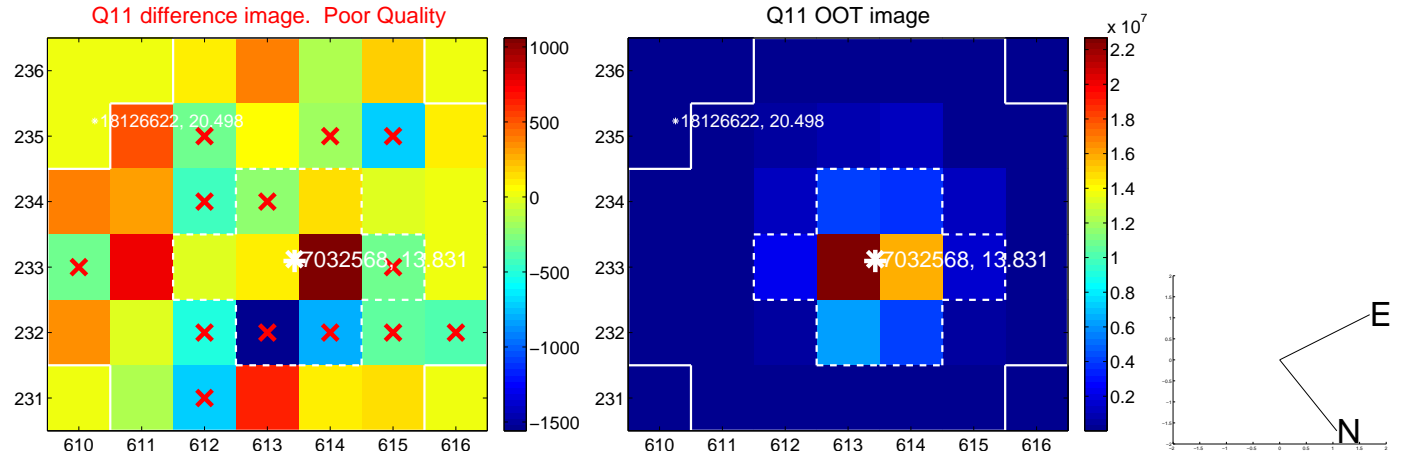
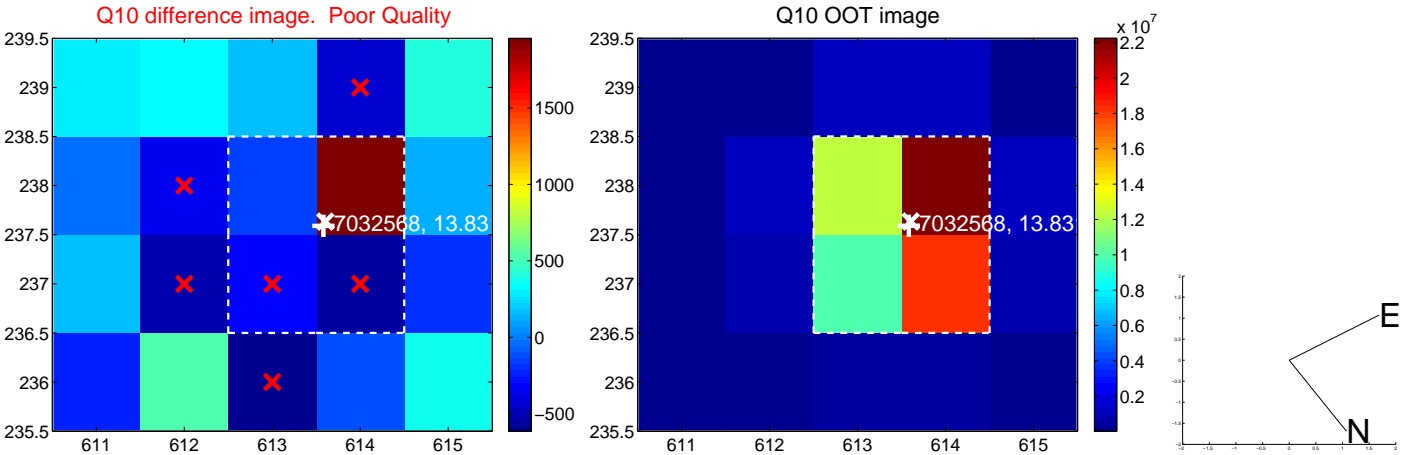
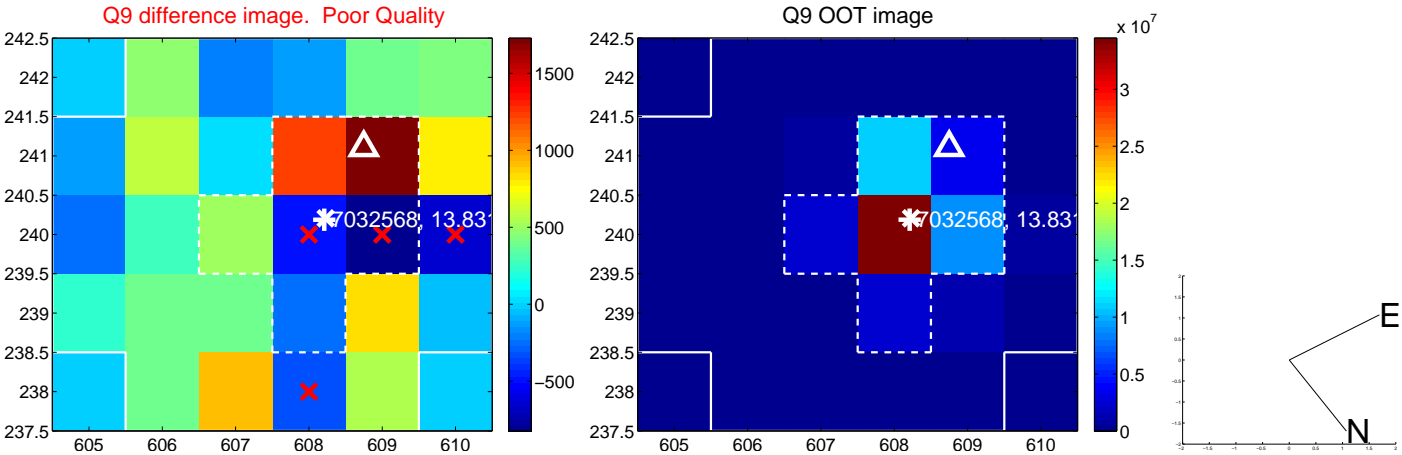
white \times : KIC target position; +: OOT centroid; \triangle : difference centroid. red \times : large negative pixel value.



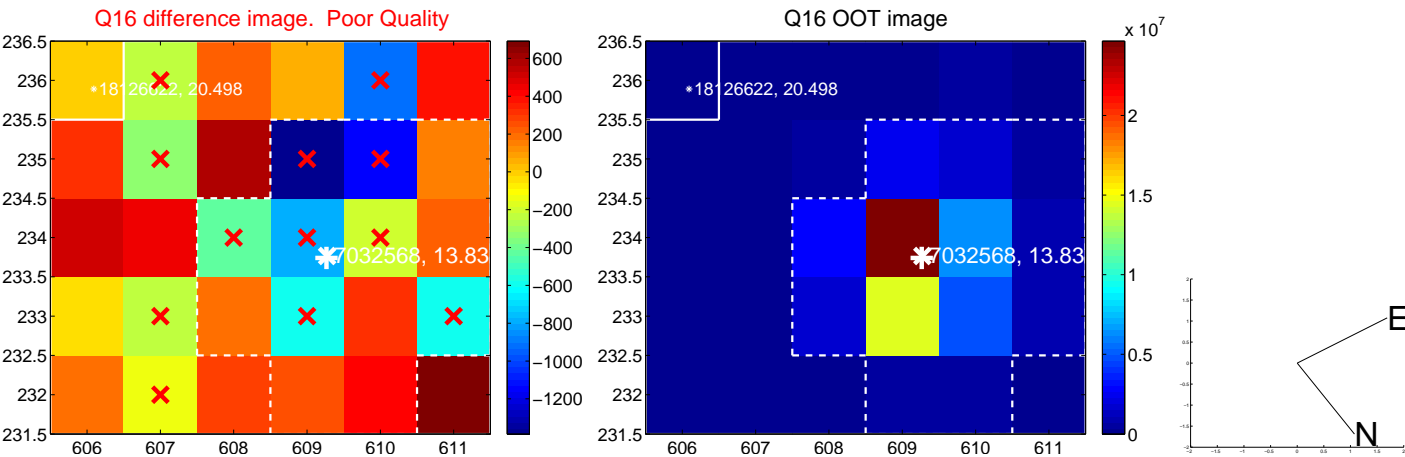
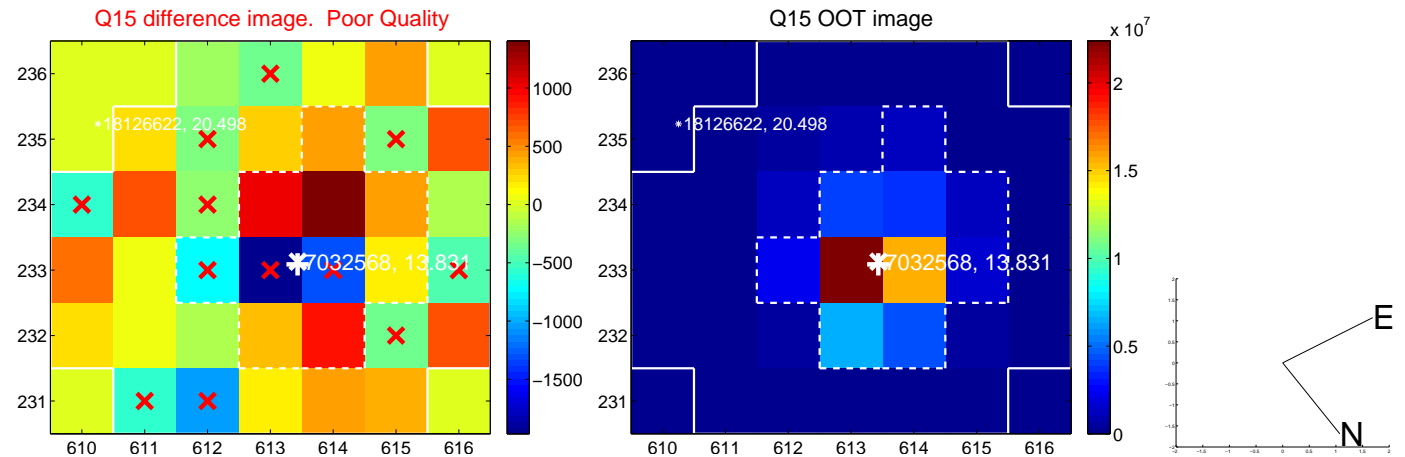
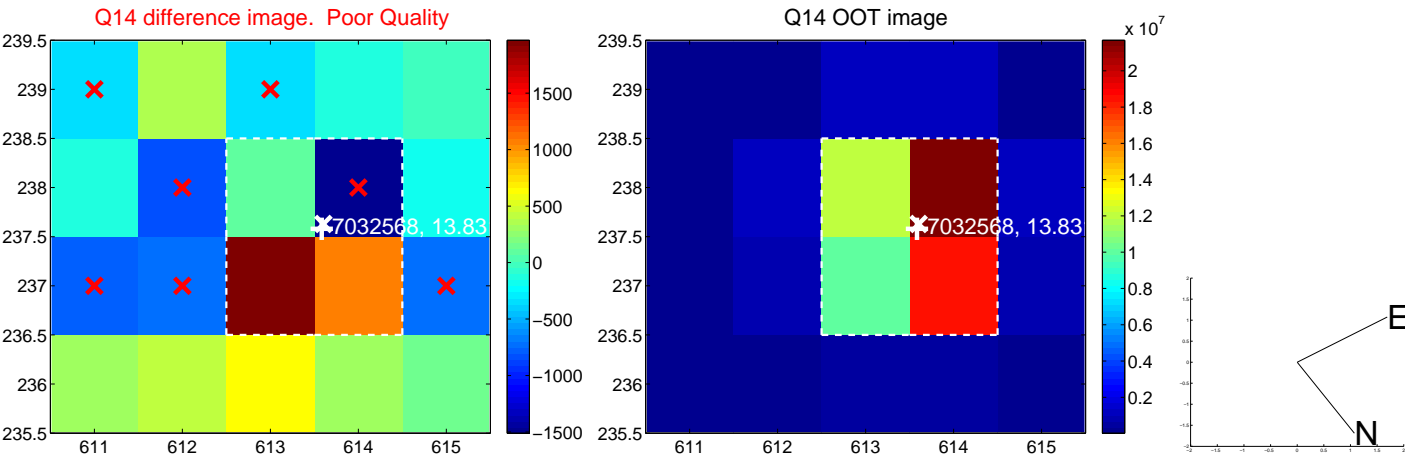
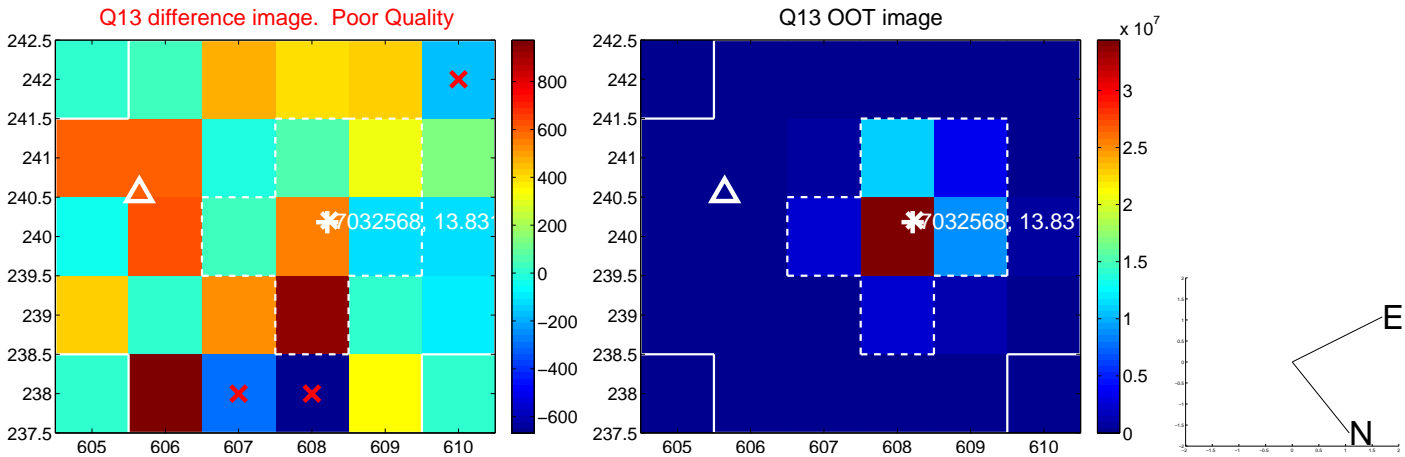
white \times : KIC target position; +: OOT centroid; \triangle : difference centroid. red \times : large negative pixel value.



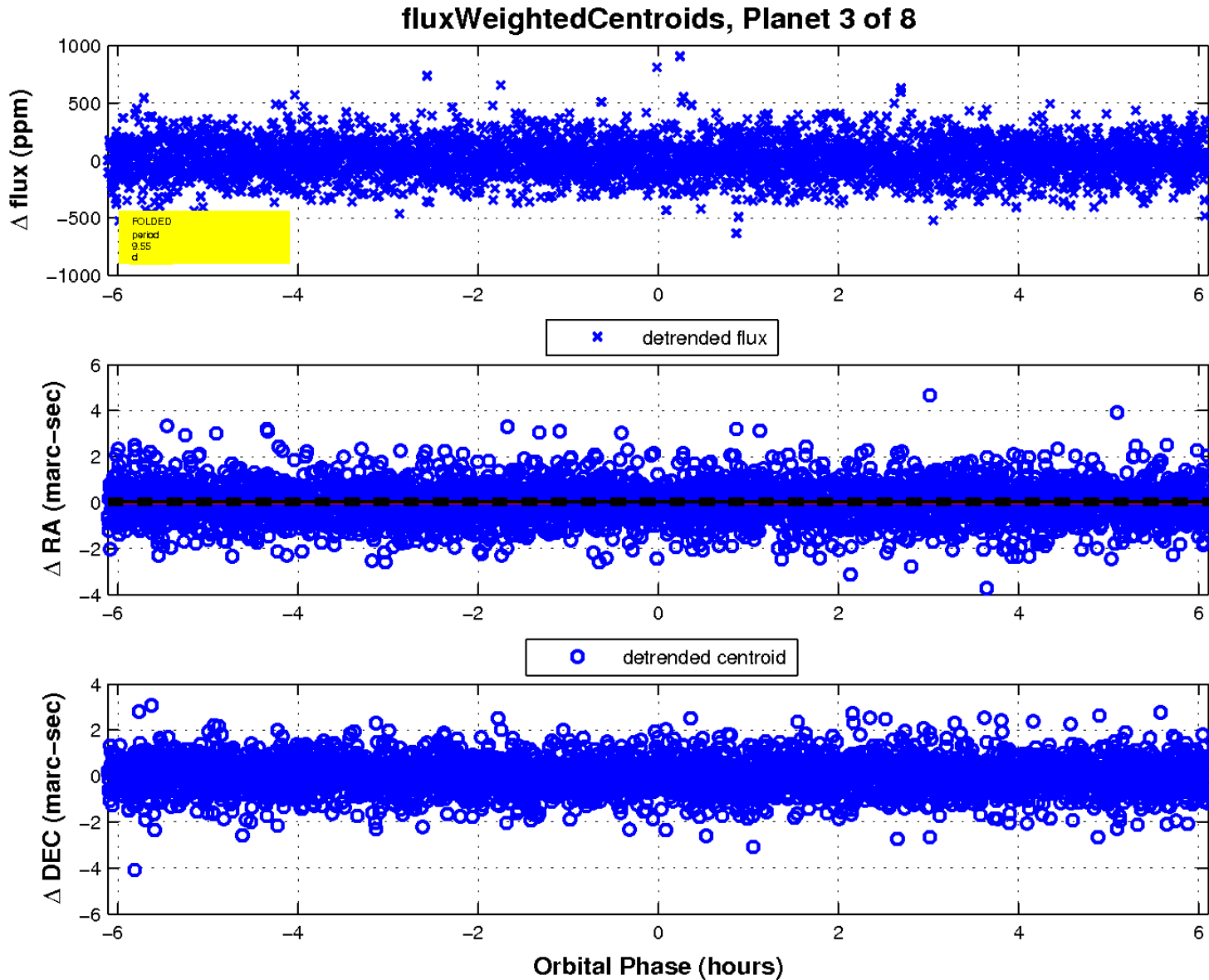
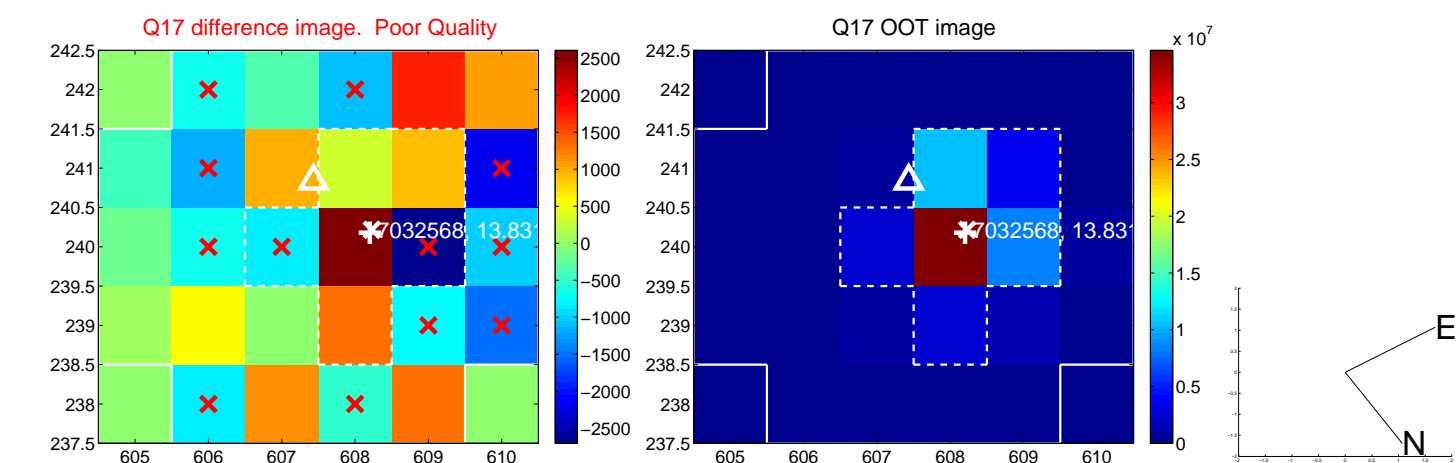
white \times : KIC target position; +: OOT centroid; \triangle : difference centroid. red \times : large negative pixel value.



white \times : KIC target position; +: OOT centroid; \triangle : difference centroid. red \times : large negative pixel value.

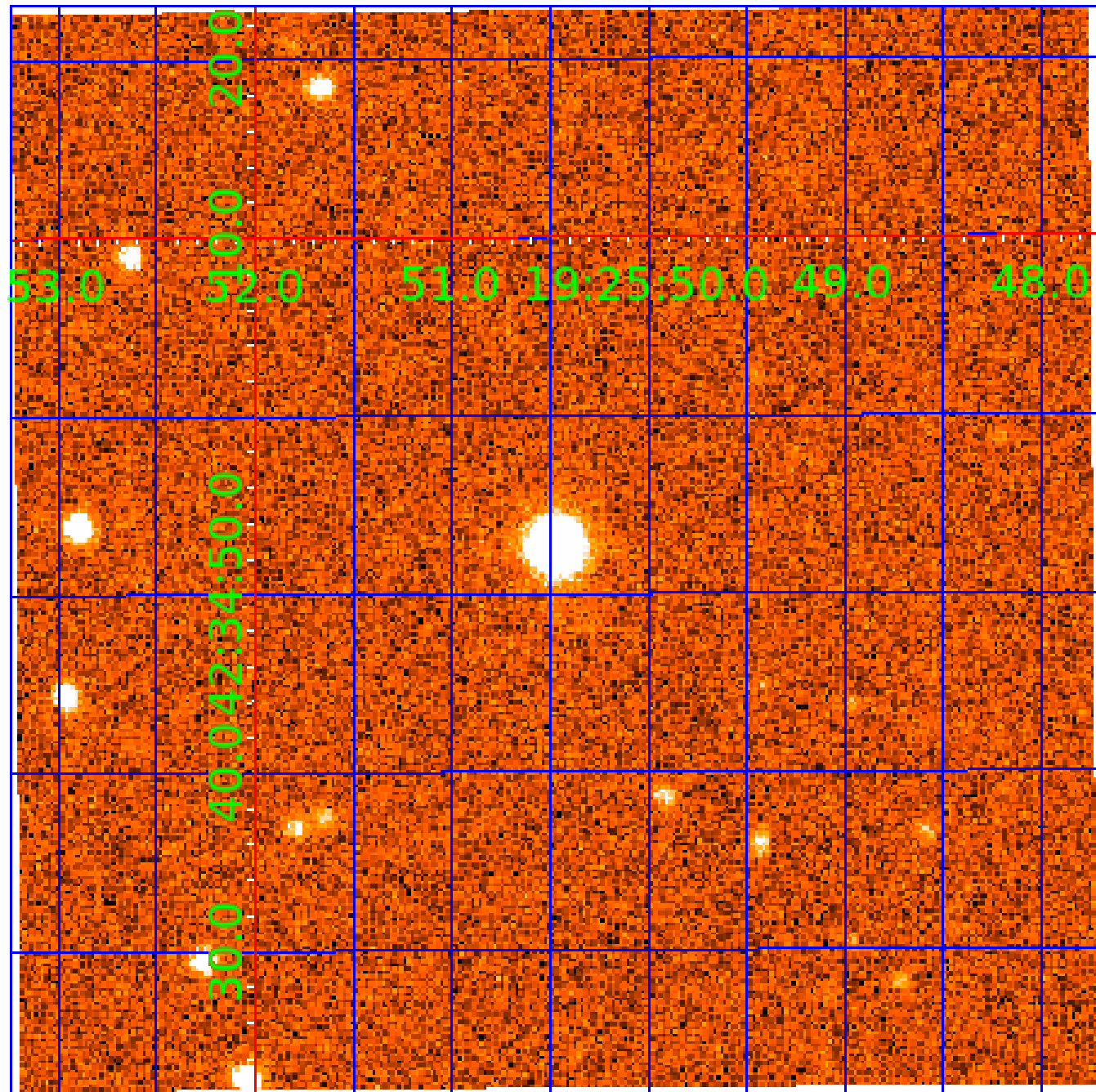


white \times : KIC target position; $+$: OOT centroid; \triangle : difference centroid. red \times : large negative pixel value.



UKIRT Image

Declination



KIC 007032568

Q1-17 DR25 TCE Parameters

TCE	Run Type	KOI?	Period (Days)	Epoch (BKJD)	Depth (ppm)	Duration (Hours)	MES	SNR	R_{\star} (R_{\odot})	T_{\star} (K)	R_p (R_{\oplus})	S_p (S_{\oplus})
007032568-01	OBS	7576.01	0.566745	131.863691	8.3	4.257	10.8	6.1	1.60	6432	0.48	22269.85
007032568-02	OBS	No	41.560053	137.460995	891.9	1.500	13.2	-1.0	1.60	6432	4.83	72.56
007032568-03	OBS	No	9.546482	139.949163	219.3	2.039	10.7	17.2	1.60	6432	2.55	515.75
007032568-04	OBS	No	14.781830	144.640319	328.0	0.907	12.8	17.0	1.60	6432	2.98	287.91
007032568-05	OBS	No	10.666586	138.139144	314.5	1.062	11.5	15.5	1.60	6432	3.06	444.84
007032568-06	OBS	No	5.362929	136.700762	254.5	0.614	10.9	15.0	1.60	6432	2.67	1112.67
007032568-08	OBS	No	3.628291	132.176619	817.6	1.500	13.4	-1.0	1.60	6432	4.63	1873.40

Robovetter Results

TCE	Run Type	Disp	Score	N	S	C	E	Comments
007032568-01	OBS	FP	0.00	1	0	1	1	LPP_DV—CENT_UNRESOLVED_OFFSET—EPHEM_MATCH
007032568-02	OBS	FP	0.00	1	0	0	0	INDIV_TRANS_RUBBLE—TRANS_GAPPED—LPP_DV—NO_FITS—CENT_NOFITS
007032568-03	OBS	FP	0.00	1	0	0	0	INDIV_TRANS_RUBBLE—TRANS_GAPPED—LPP_DV—MOD_NONUNIQ_DV—CENT_FEW_DIFFS
007032568-04	OBS	FP	0.00	1	0	0	0	INDIV_TRANS_RUBBLE—TRANS_GAPPED—LPP_DV—MOD_NONUNIQ_DV—CENT_FEW_DIFFS
007032568-05	OBS	FP	0.00	1	0	0	0	INDIV_TRANS_RUBBLE_TRACKER—TRANS_GAPPED—LPP_DV—MOD_NONUNIQ_DV—MOD_TER_DV—CENT_FEW_DIFFS
007032568-06	OBS	FP	0.00	1	0	1	0	INDIV_TRANS_RUBBLE—TRANS_GAPPED—LPP_DV—MOD_NONUNIQ_DV—CENT_FEW_DIFFS—HALO_GHOST
007032568-08	OBS	FP	0.00	1	0	0	0	INDIV_TRANS_RUBBLE—TRANS_GAPPED—LPP_DV—NO_FITS—CENT_NOFITS

Notes: OBS = Observed. INJ = Injected. INV = Inverted. SCR = Scrambled.

N = Not Transit-Like. S = Stellar Eclipse. C = Centroid Offset. E = Ephemeris Match.

See http://exoplanetarchive.ipac.caltech.edu/docs/API_kepcandidate_columns.html#proj_disp_col for comment definitions.

Ephemeris Match Information For 007032568-04

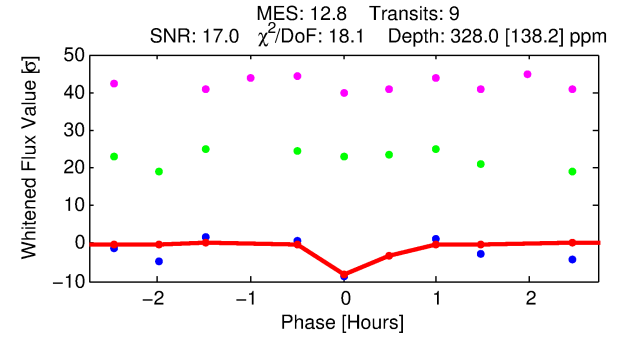
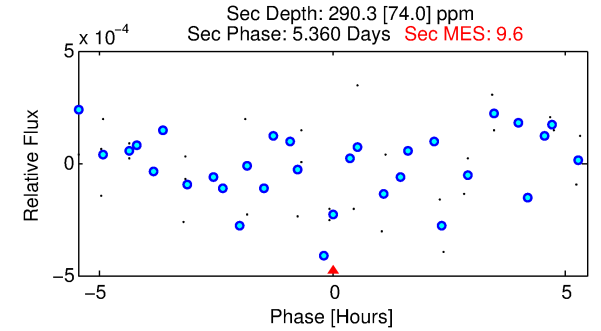
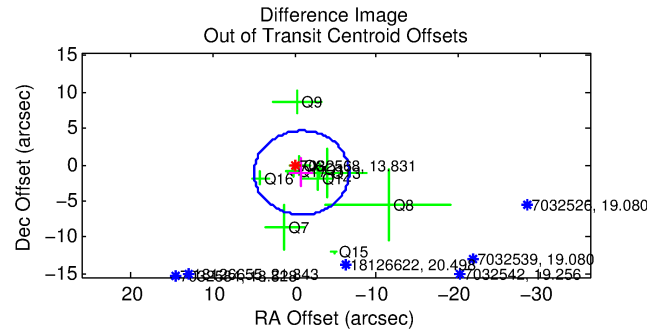
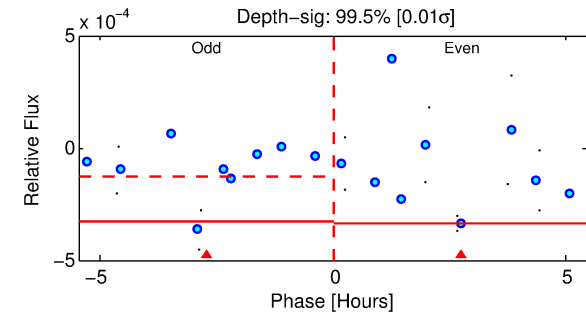
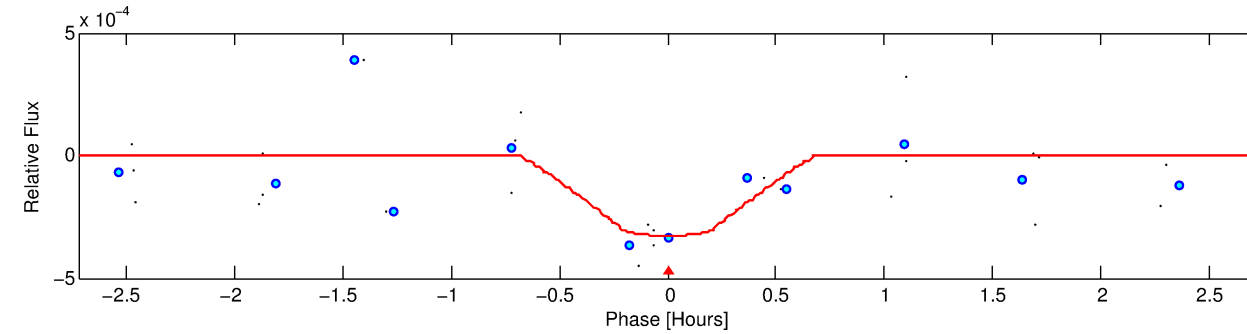
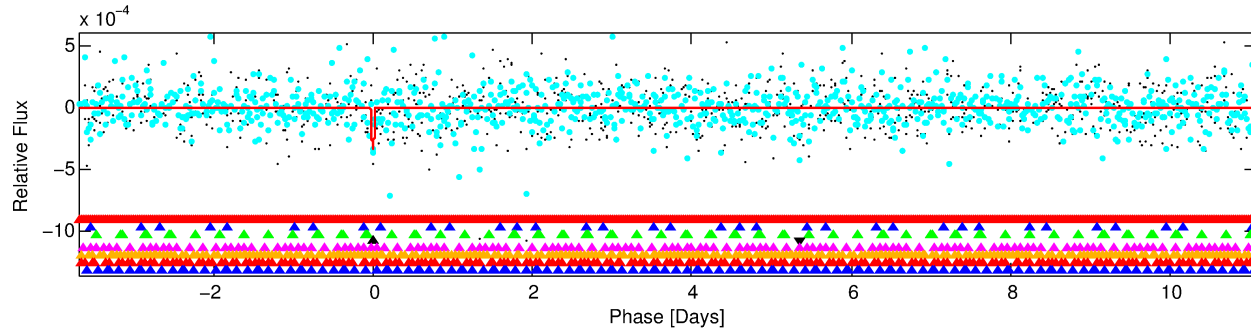
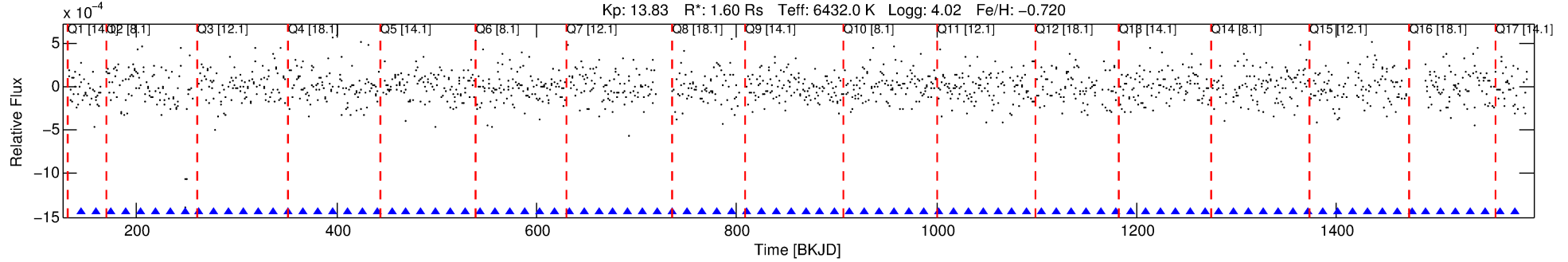
No Significant Match Found

DV One-Page Summary

KIC: 7032568 Candidate: 4 of 8 Period: 14.782 d

KOI: K07576 Corr: No Ephemeris Match

Kp: 13.83 R*: 1.60 Rs Teff: 6432.0 K Logg: 4.02 Fe/H: -0.720



DV Fit Results:

Period = 14.78183 [0.00026] d
Epoch = 144.6403 [0.0164] BKJD
Rp/R* = 0.0170 [0.2317]
a/R* = 121.05 [8770.65]
b = 0.30 [222.79]
Seff = 287.91 [189.56]
Teq = 1050 [173] K
Rp = 2.98 [40.54] Re
a = 0.1170 [0.0459] AU
Ag = 246.93 [6728.58] [0.04σ]
Teffp = 6438 [43843] K [0.12σ]

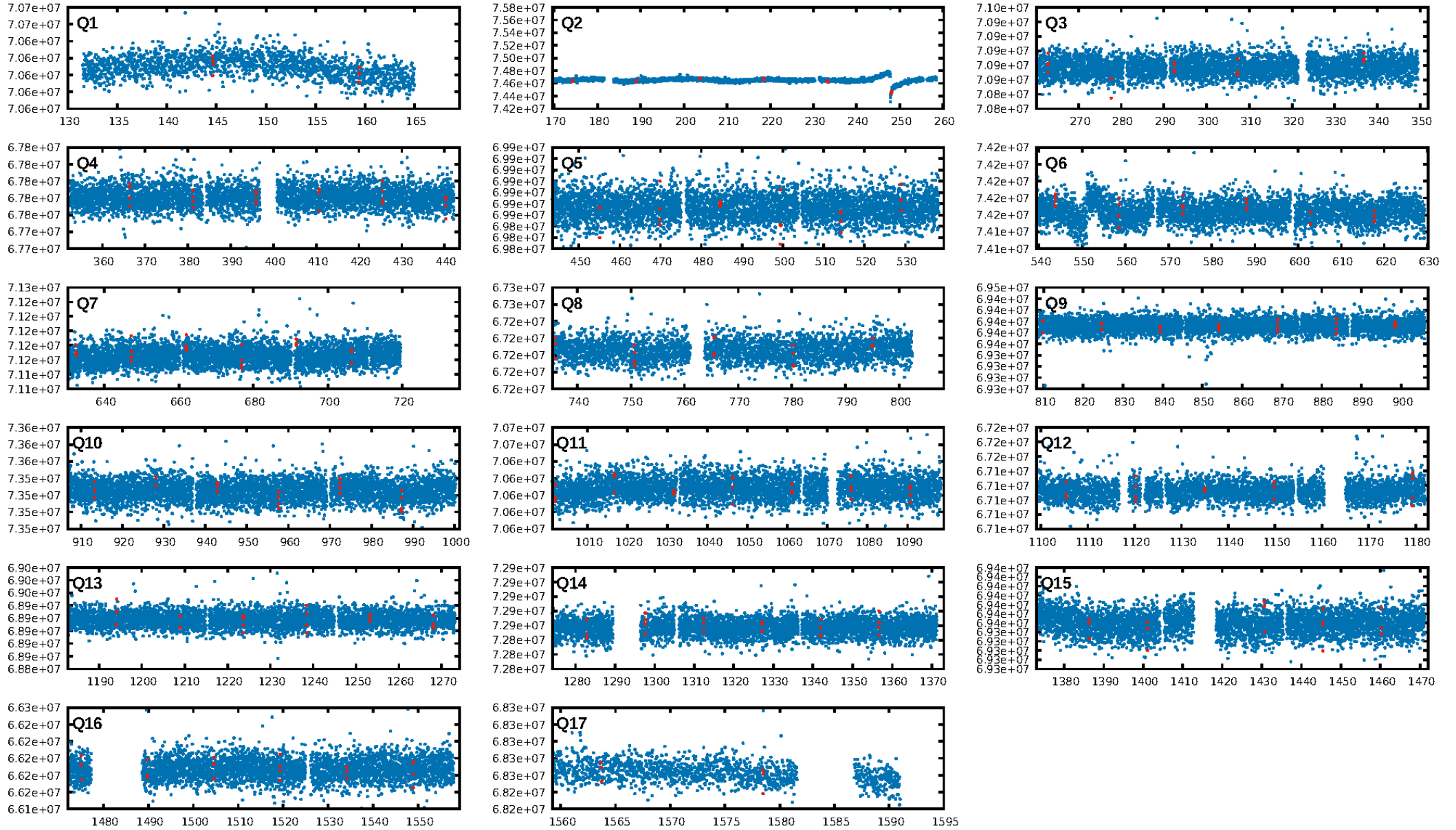
DV Diagnostic Results:

ShortPeriod-sig: 100.0% [70.72σ]
LongPeriod-sig: 100.0% [366.60σ]
ModelChiSquare2-sig: 8.3%
ModelChiSquareGof-sig: 94.2%
Bootstrap-pfa: N/A
RollingBand-fgt: 1.00 [7/7]
GhostDiagnostic-chr: -7.799
Centroid-sig: N/A
Centroid-so: 0.258 arcsec [0.46σ]
OotOffset-rm: 1.399 arcsec [0.72σ]
OotOffset-st: 2/3/2/3 [10]
KicOffset-rm: 1.437 arcsec [0.94σ]
KicOffset-st: 2/3/2/3 [10]
DiffImageQuality-fgm: 0.10 [1/10]
DiffImageOverlap-fno: 0.00 [0/17]

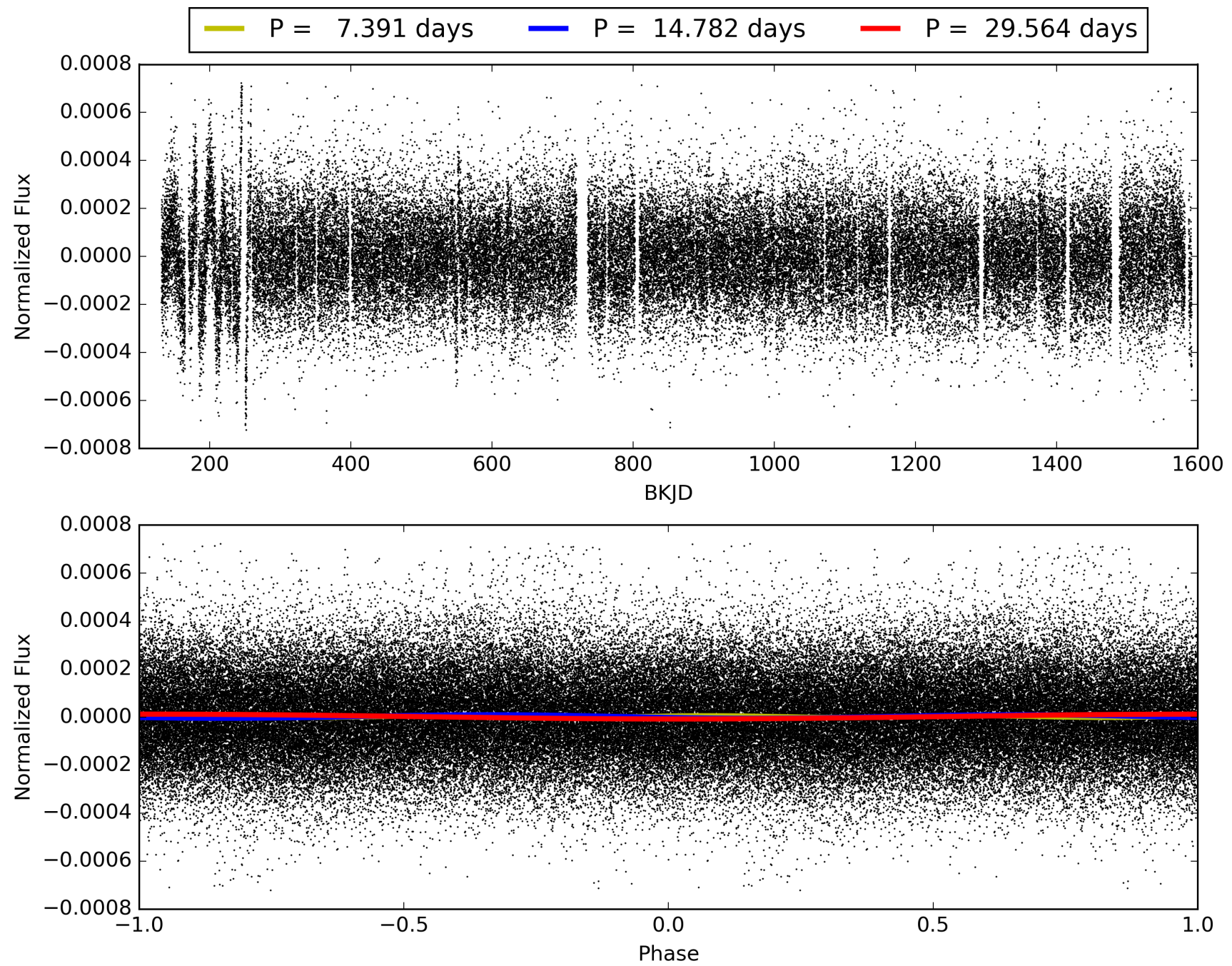
Software Revision: svn+ssh://murzim/repo/soc/tags/release/9.3.42@60958 -- Date Generated: 30-Jan-2016 14:42:15 Z

This Data Validation Report Summary was produced in the Kepler Science Operations Center Pipeline at NASA Ames Research Center

TCE 007032568-04, PDC Light Curves

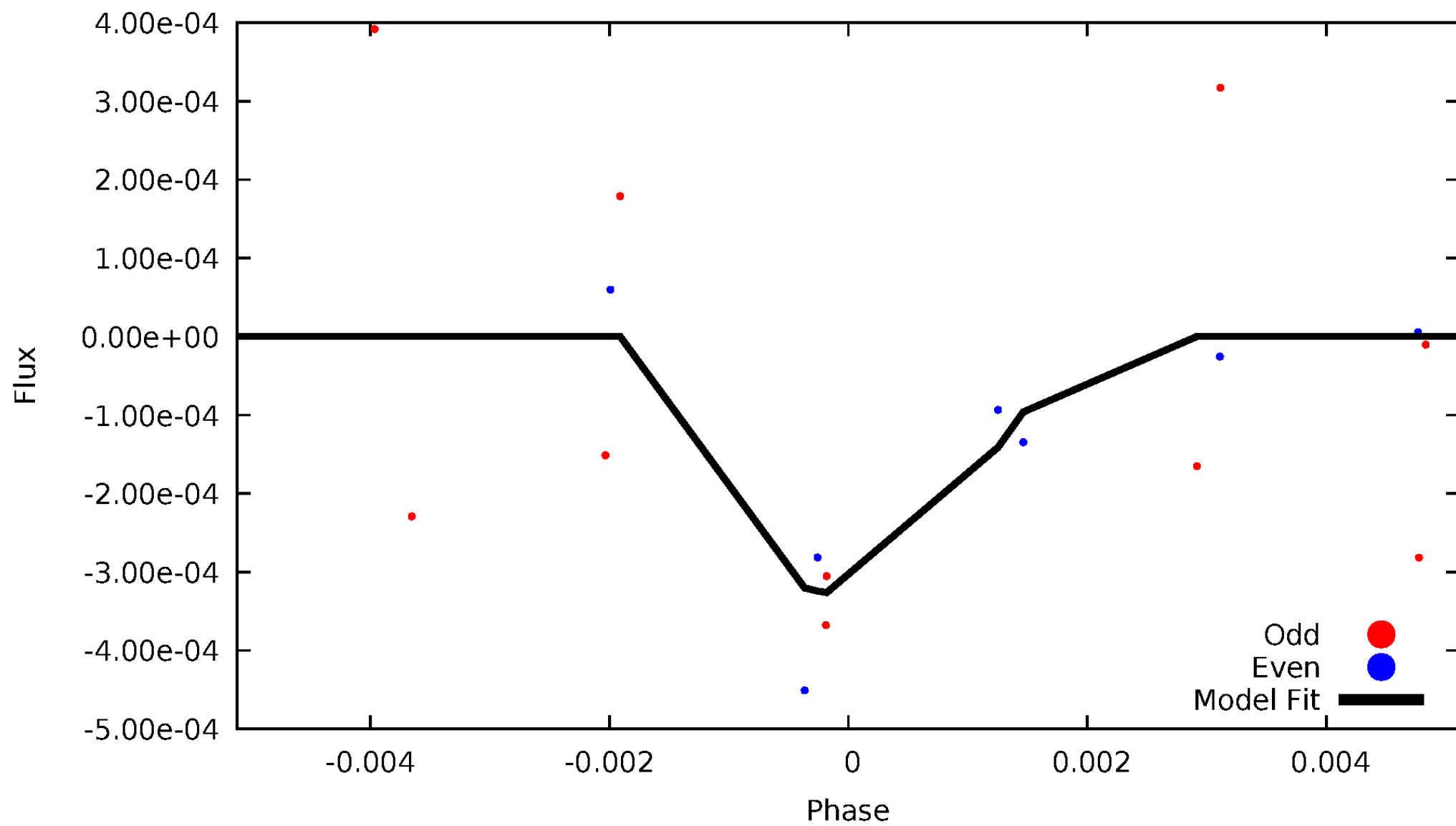


TCE 007032568-04



DV Odd/Even

TCE 007032568-04

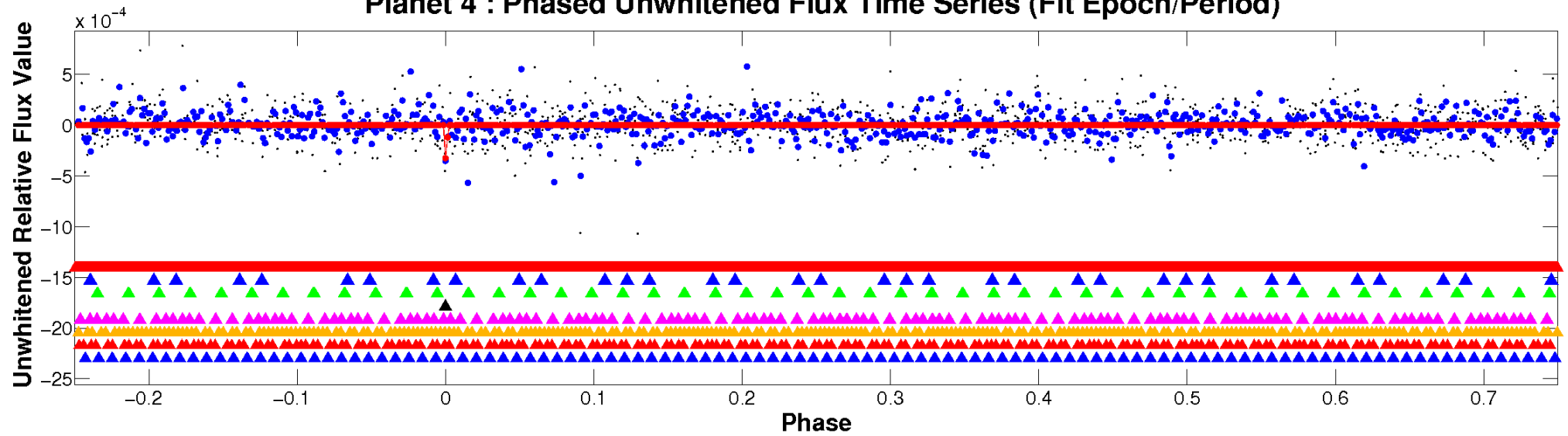


ALT Odd/Even

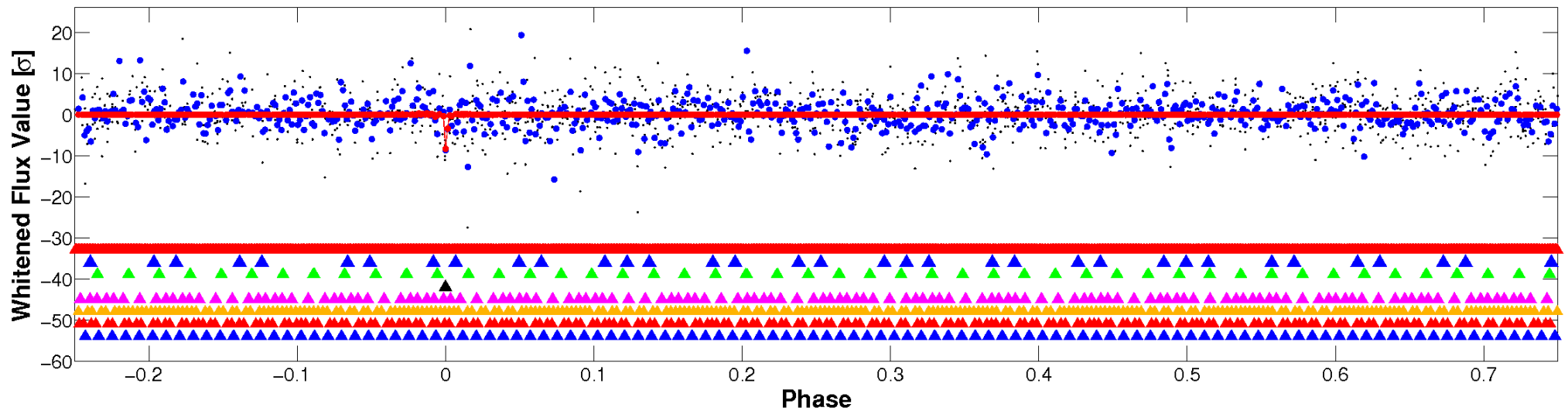
This plot does not exist for this TCE.

Non-Whitened Vs. Whitened Light Curve

Planet 4 : Phased Unwhitened Flux Time Series (Fit Epoch/Period)

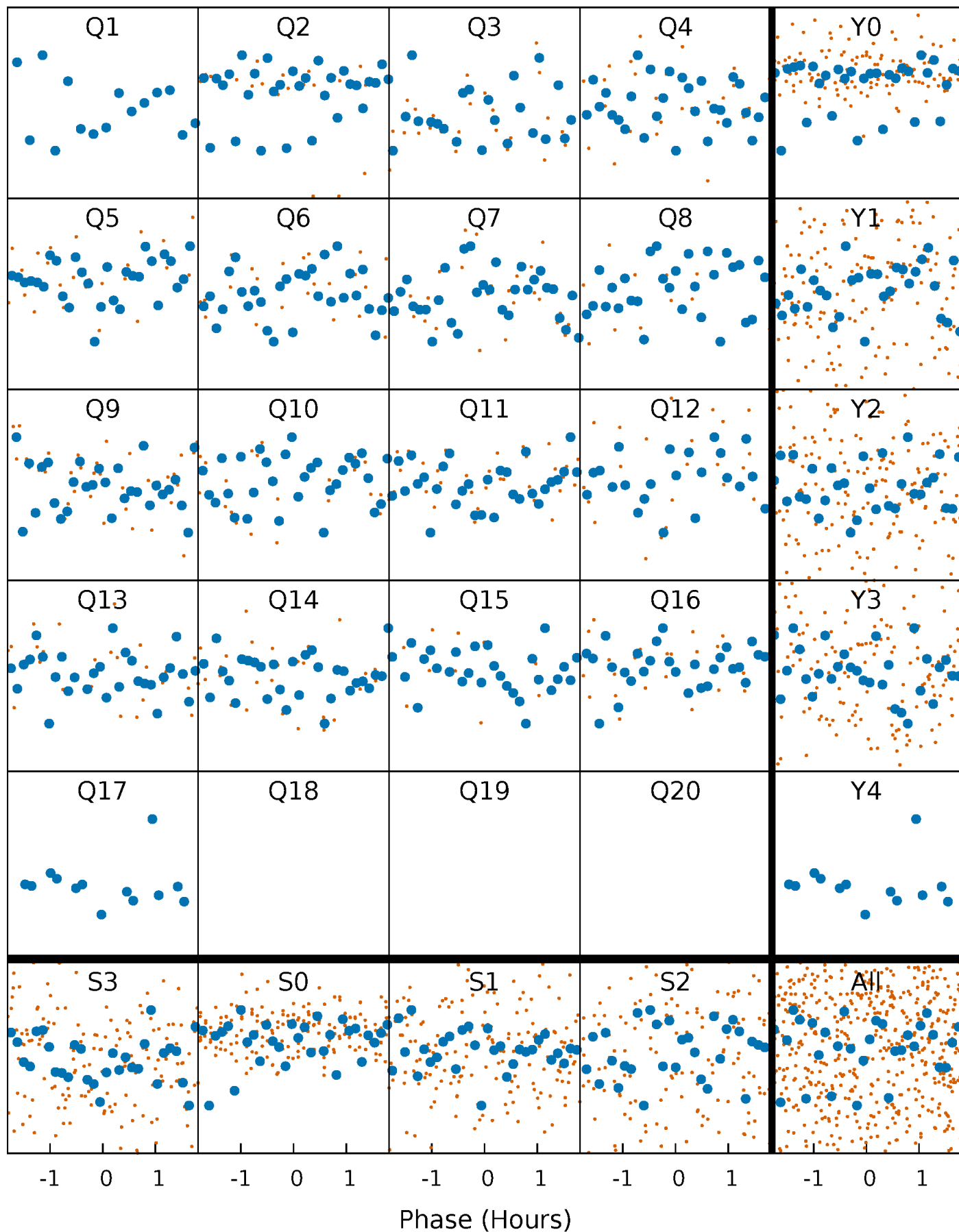


Planet 4 : Phased Whitened Flux Time Series (Fit Epoch/Period)



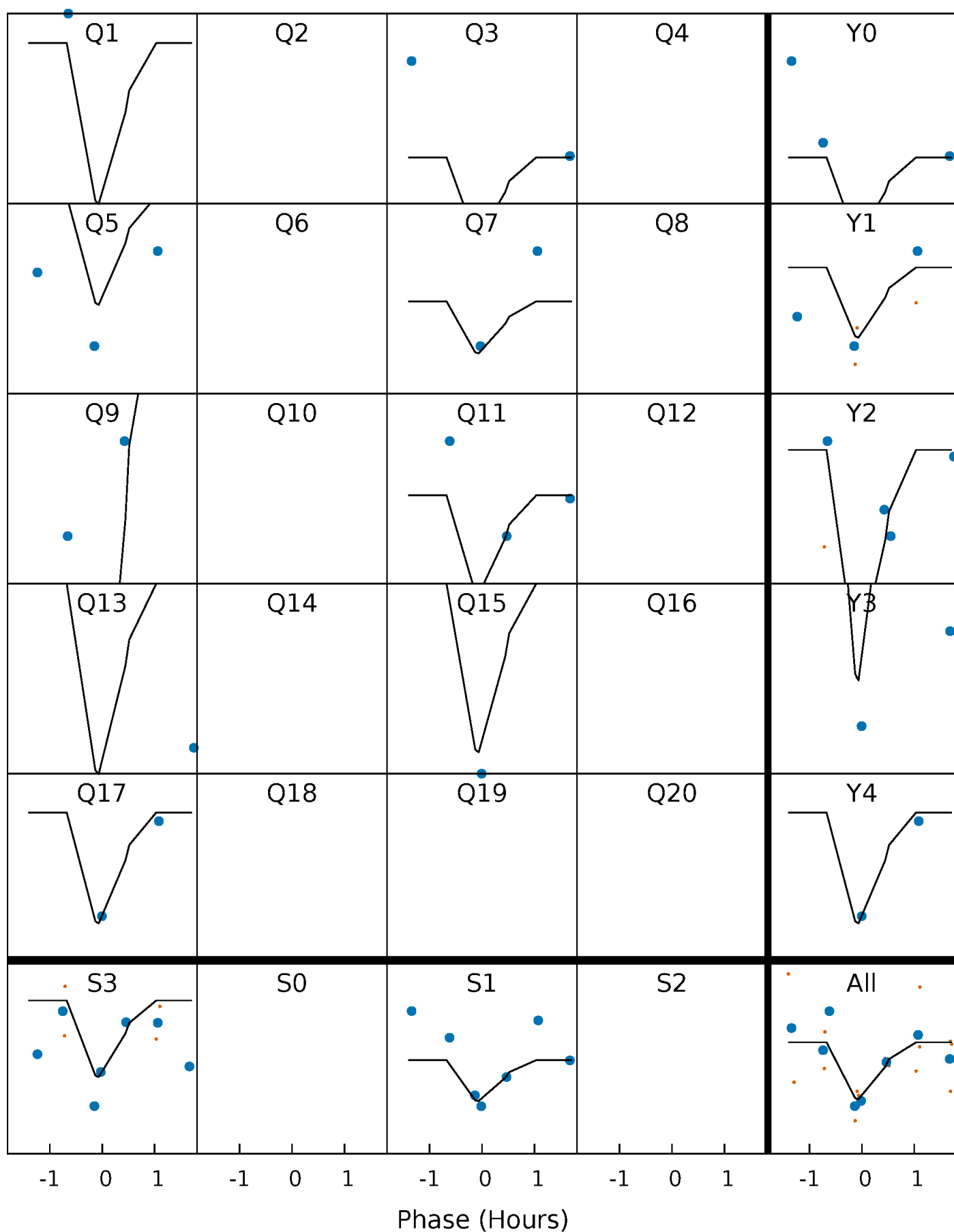
PDC Quarter-Phased Transit Curves

TCE 007032568-04 P= 14.781830 Days $T_0=144.640319$ (BKJD)



DV Quarter-Phased Transit Curves

TCE 007032568-04 P= 14.781830 Days $T_0=144.640319$ (BKJD)

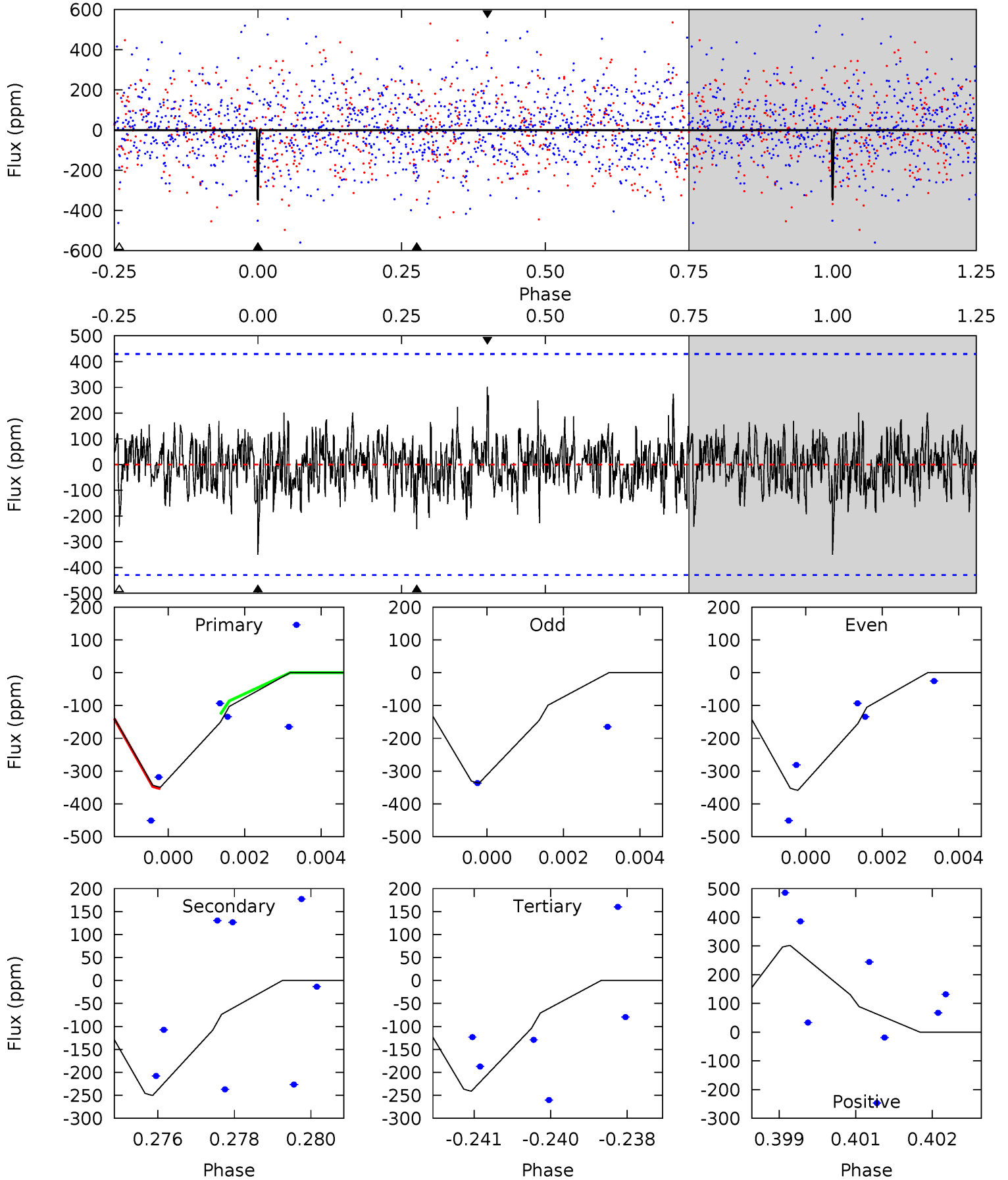


This plot does not exist for this TCE.

DV Model-Shift Uniqueness Test

007032568-04, P = 14.781830 Days, E = 129.858489 Days

Pri	Sec	Ter	Pos	FA ₁	FA ₂	F _{Red}	Pri-Ter	Pri-Pos	Sec-Ter	Sec-Pos	Odd-Evn	DMM	Shape	TAT
4.35	3.12	3.00	3.76	5.34	3.12	0.97	1.35	0.59	0.12	-0.65	0.14	0	0.46	1.20



Alt Model-Shift Uniqueness Test

This plot does not exist for this TCE.

Stellar Parameters For KIC 007032568

	$T_{\text{eff}}(K)$	$\log(g)$	[Fe/H]	R (R_{\odot})	M (M_{\odot})	p_{\star} ($\text{g}\cdot\text{cm}^{-3}$)
	6432^{+175}_{-214}	$4.018^{+0.385}_{-0.165}$	$-0.720^{+0.300}_{-0.300}$	$1.603^{+0.413}_{-0.620}$	$0.977^{+0.134}_{-0.122}$	$0.334^{+1.020}_{-0.154}$
	+3%/-3%	+10%/-4%	+42%/-42%	+26%/-39%	+14%/-12%	+305%/-46%
Source	PHO1	KIC0	KIC0	DSEP		

KIC = Kepler Input Catalog; PHO = Photometry; SPE = Spectroscopy; AST = Asteroseismology
 TRA = Transits; DESP = Dartmouth Models; MULT = Multiple Models

Secondary Eclipse Parameters for KIC 007032568-04 / KOI

Detrend	Depth (ppm)	R_p (R_{\oplus})	T_{max} (K)	T_{obs} (K)	A_{obs}
DV	-250 ± 80	$25.75^{+27.89}_{-17.23}$	1435^{+118}_{-164}	2730^{+1180}_{-624}	$2.822^{+23.757}_{-2.219}$
Alt.	N/A	N/A	N/A	N/A	N/A

T_{max} = Theoretical Maximum Planetary Temperature

T_{obs} = Observed Planetary Temperature (Assuming $A=0.3$)

A_{obs} = Observed Albedo (Assuming $T=0$)

If a secondary eclipse is present, the system is likely an EB if $T_{obs} \gg T_{max}$ AND $A_{obs} \gg 1.0$

DV Centroid Data

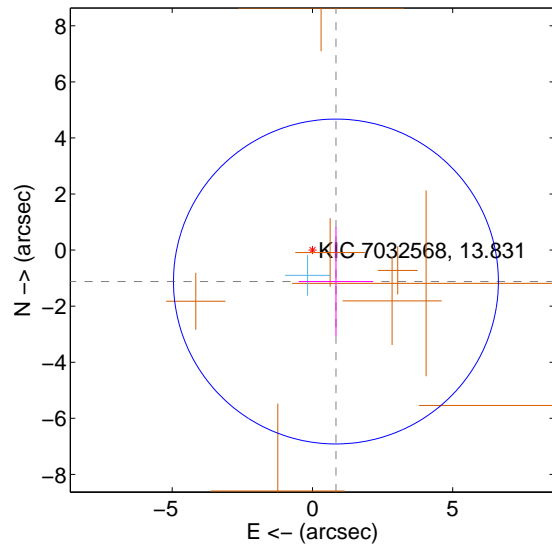
Supplemental centroid analysis for 007032568-04. Kepler magnitude: 13.83. Transit SNR 17.04

There are 1 quarters with good PRF difference image offsets

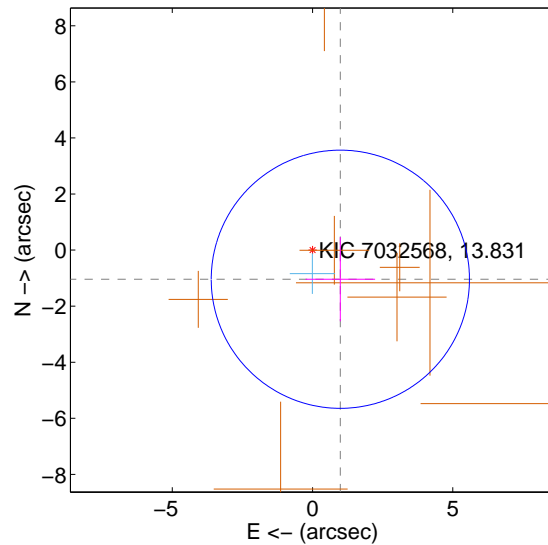
The direct PRF centroid is offset from the target star catalog position by about 0.18 arcsec

	Distance in arcsec	Distance / σ	Δ RA	Δ Dec
PRF-fit source offset from OOT	1.399 ± 1.931	0.72	-0.838 ± 1.327	-1.121 ± 1.933
PRF-fit source offset from KIC position	1.437 ± 1.535	0.94	-0.992 ± 1.239	-1.040 ± 1.498
photometric centroid source offset	0.26 ± 0.56	0.46	0.16 ± 0.59	-0.20 ± 0.54

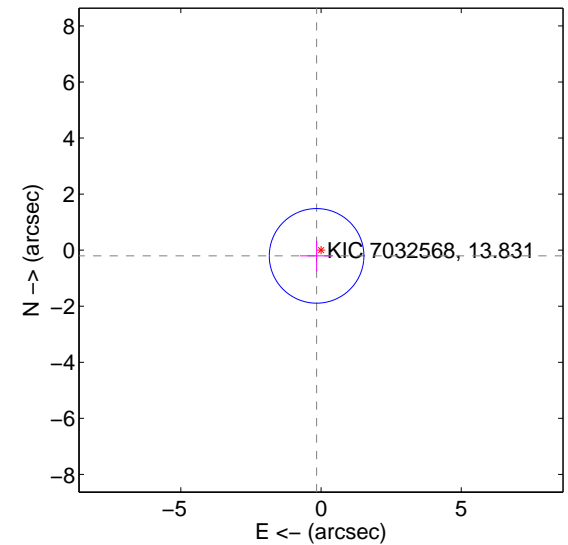
offset from difference PRF-fit to OOT PRF-fit



offset from difference PRF-fit to KIC position

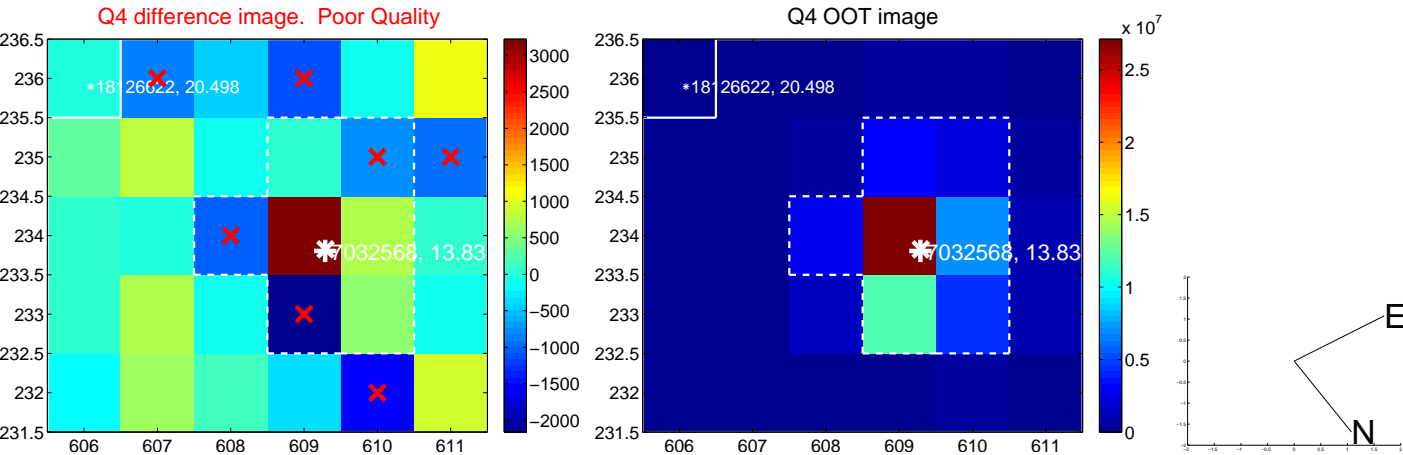
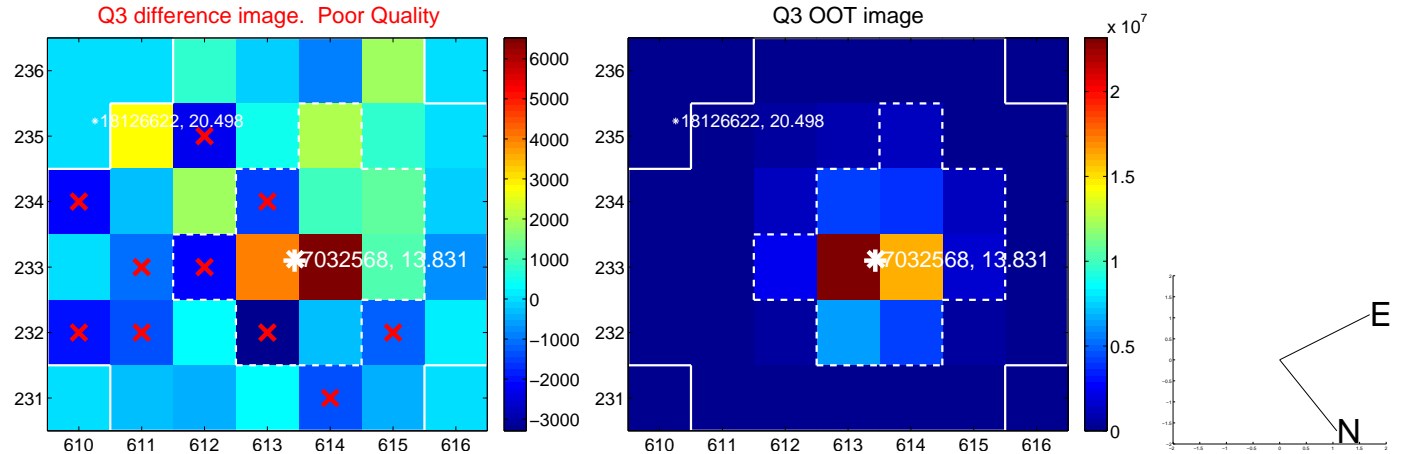
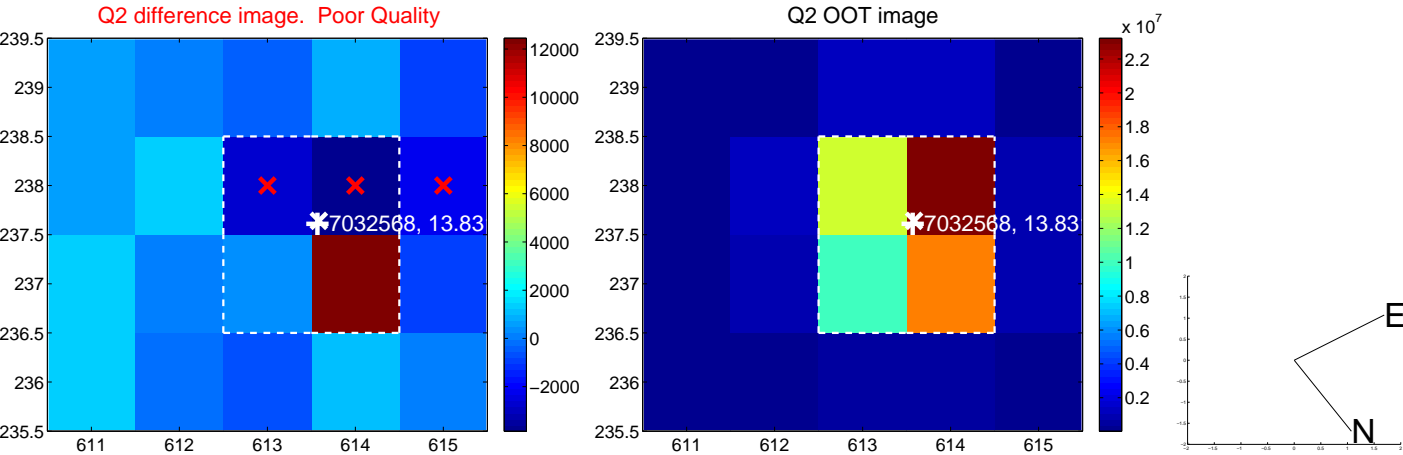
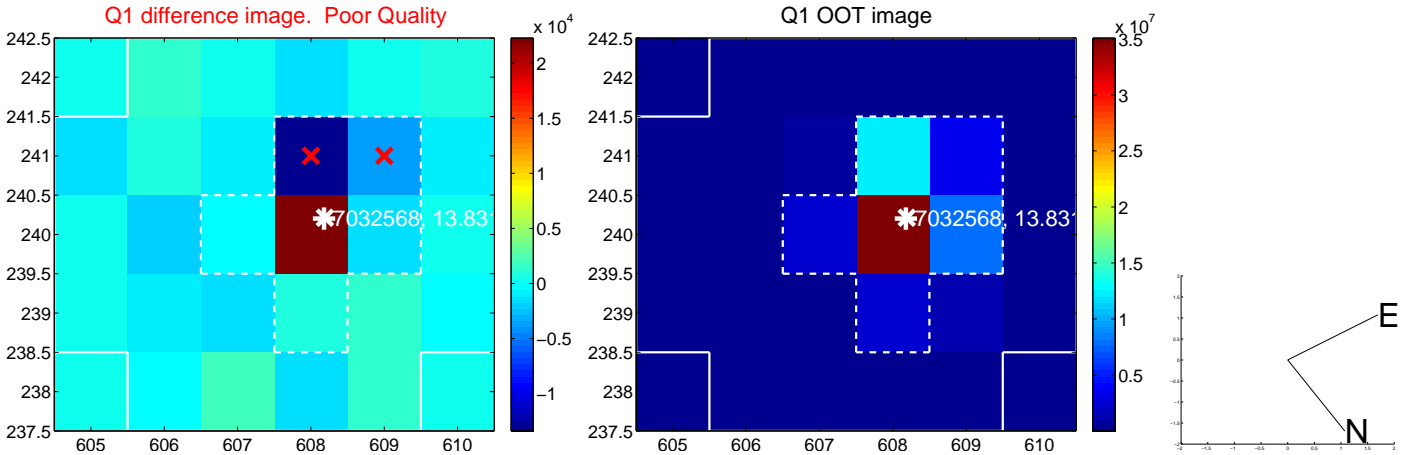


offset from photometric centroids

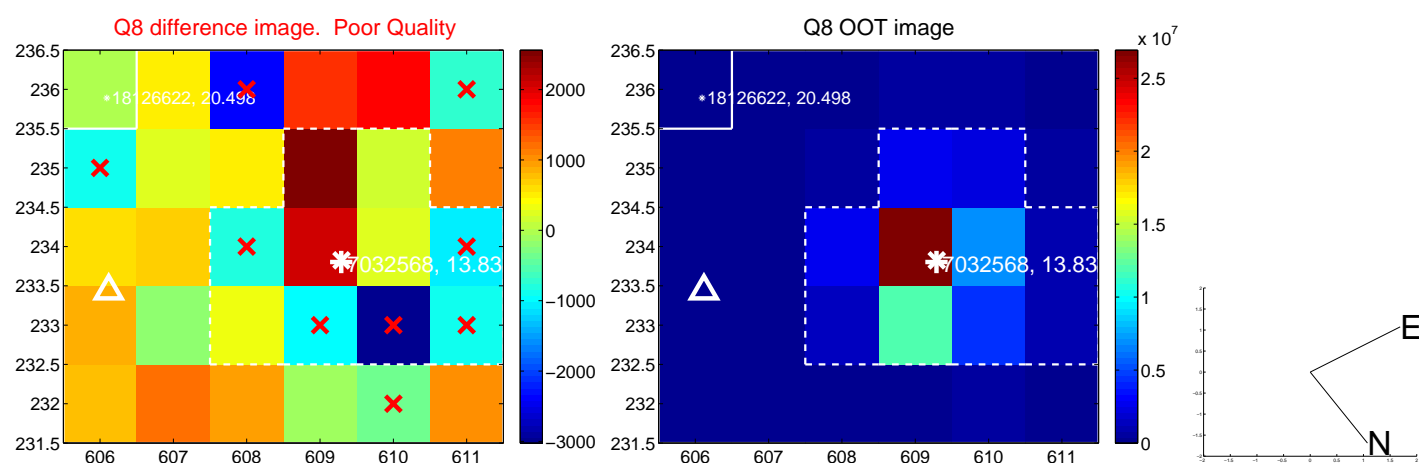
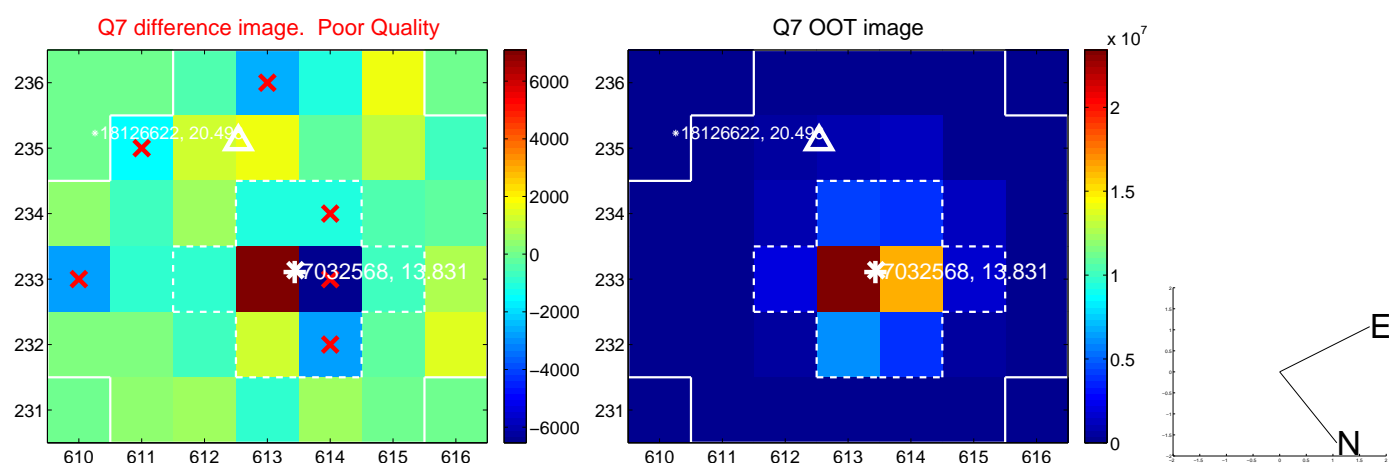
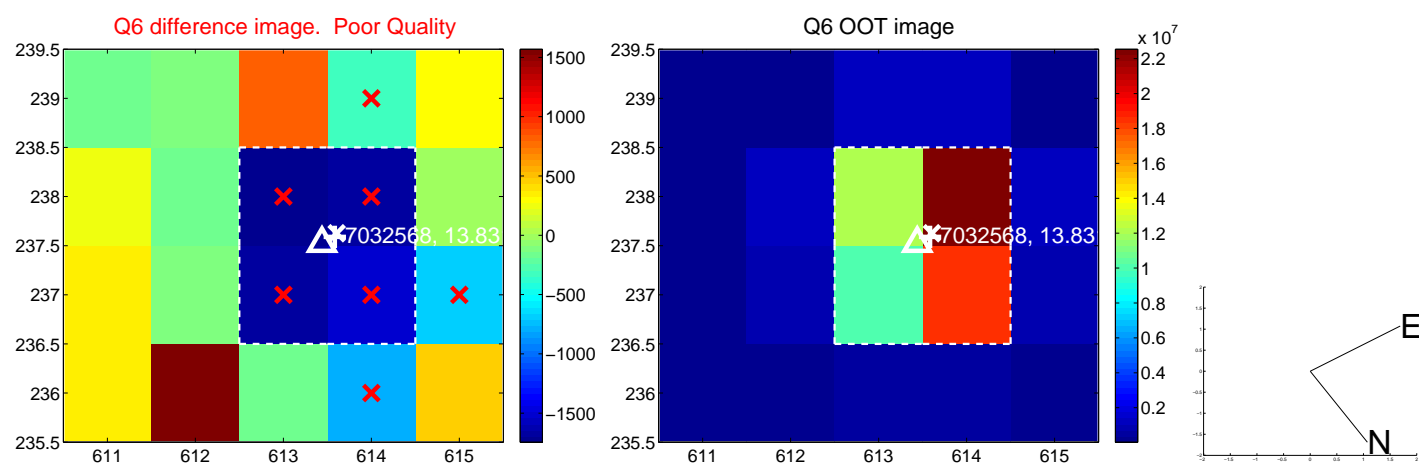
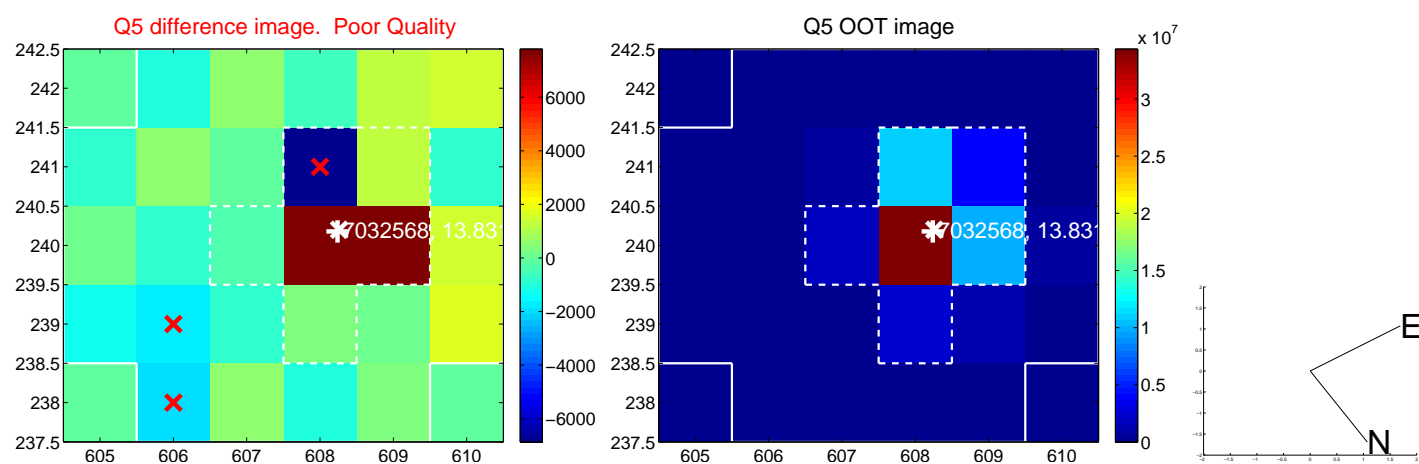


Centroid source offsets from the target star reconstructed from PRF and photometric centroids. Sky blue crosses: good quarterly centroid offsets; Vermillion crosses: bad quarterly centroid offsets; magenta cross: average over quarters. Length of the crosses: one- σ uncertainty. Blue circle: three- σ . Red *: target star. Blue *: Other stars. Text next to a star gives its KIC ID and kepmag. KIC IDs > 15,000,000 are from the UKIRT catalog.

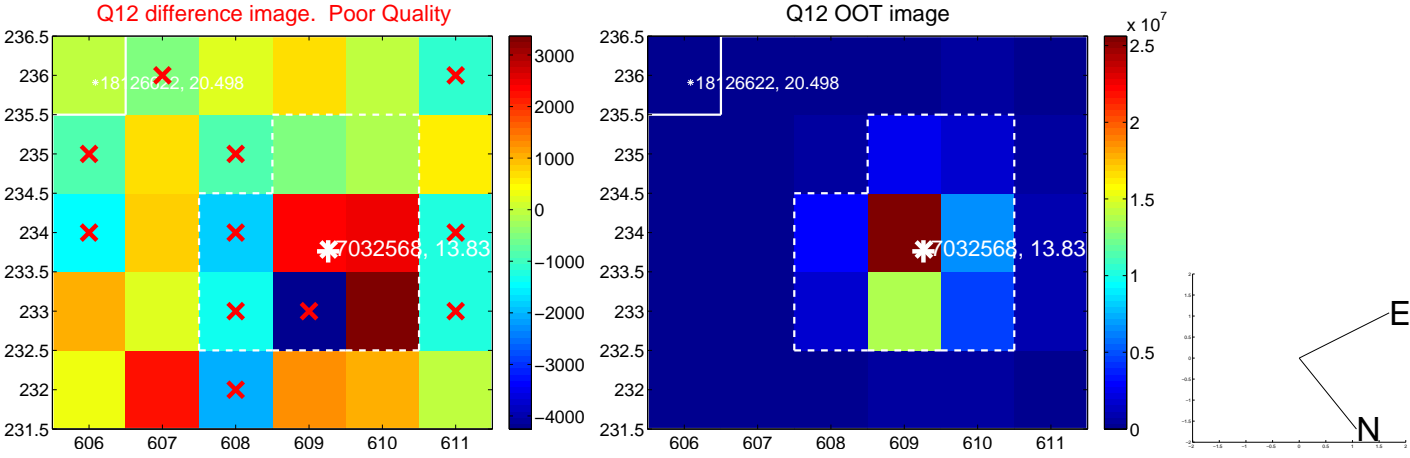
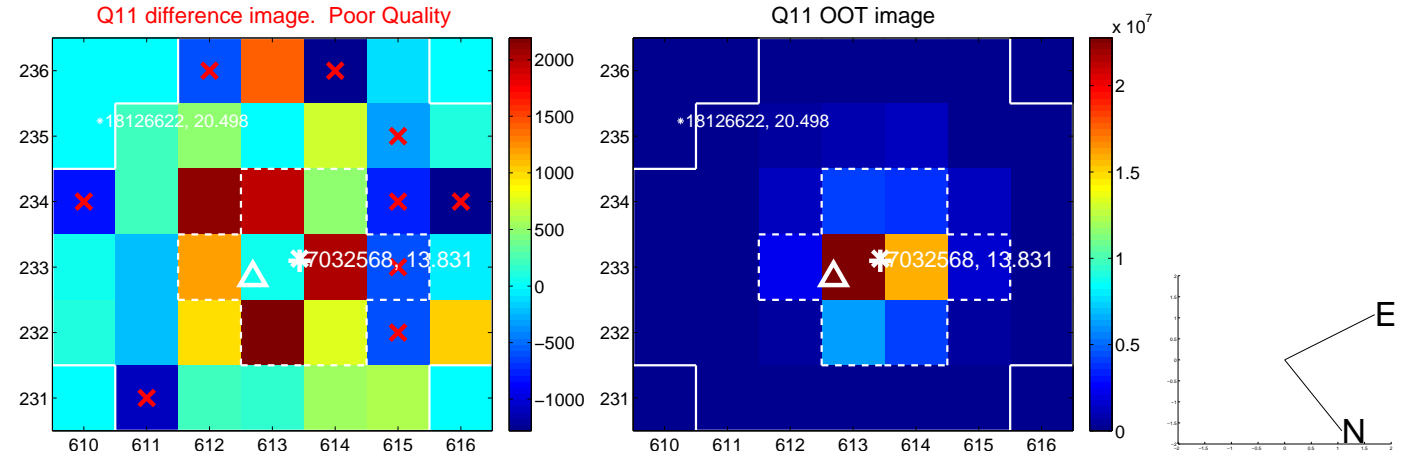
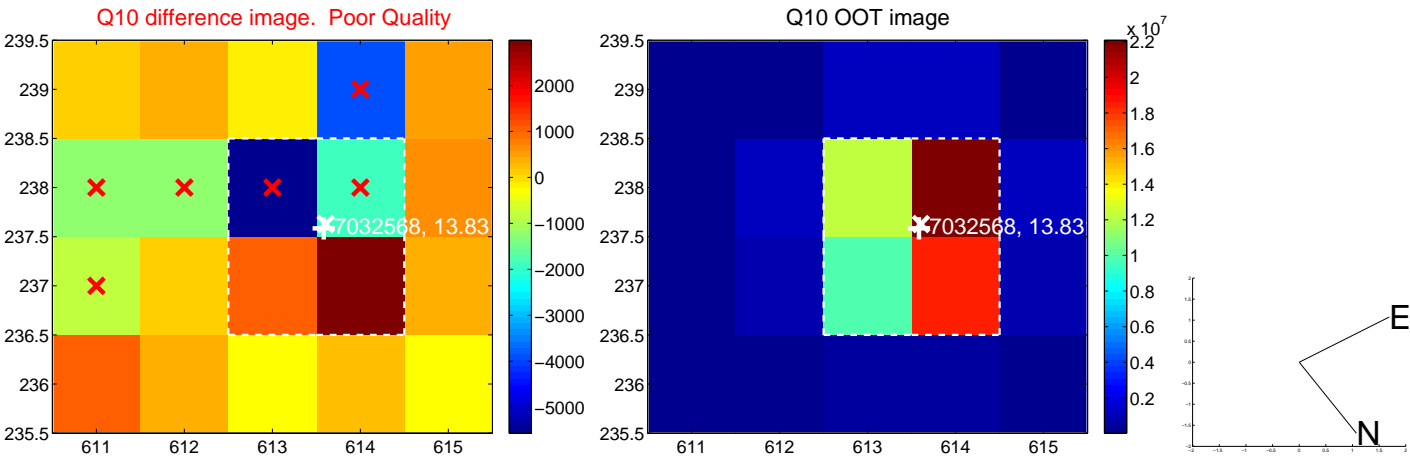
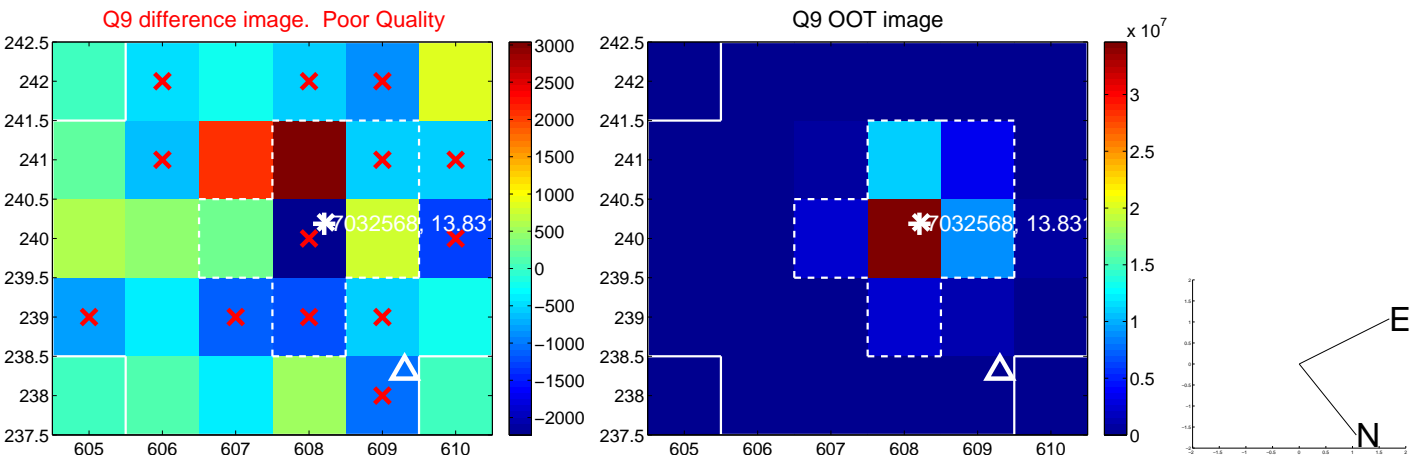
white \times : KIC target position; $+$: OOT centroid; \triangle : difference centroid. red \times : large negative pixel value.



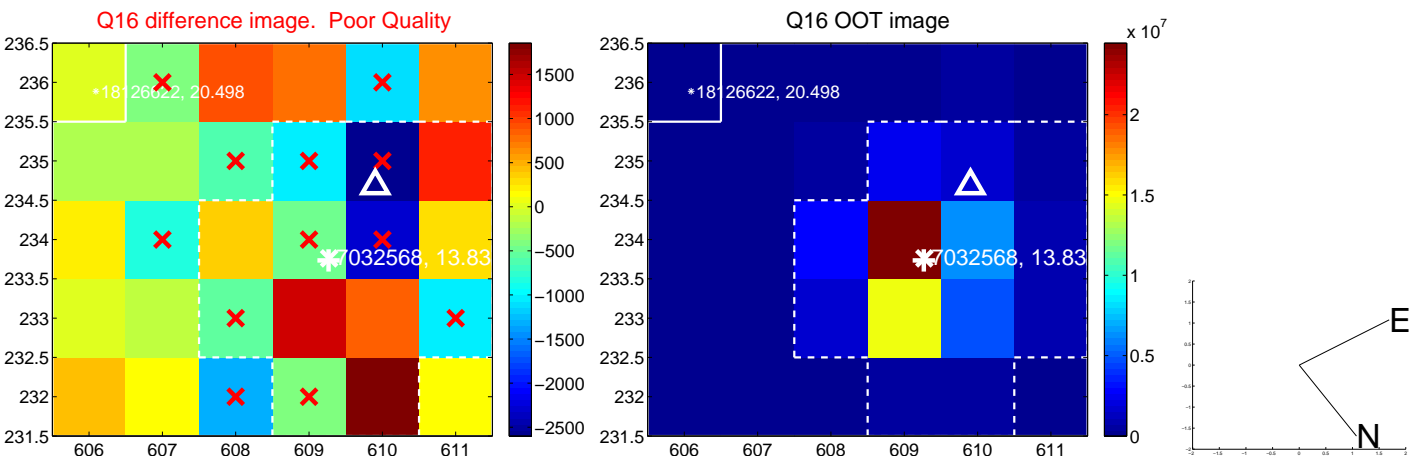
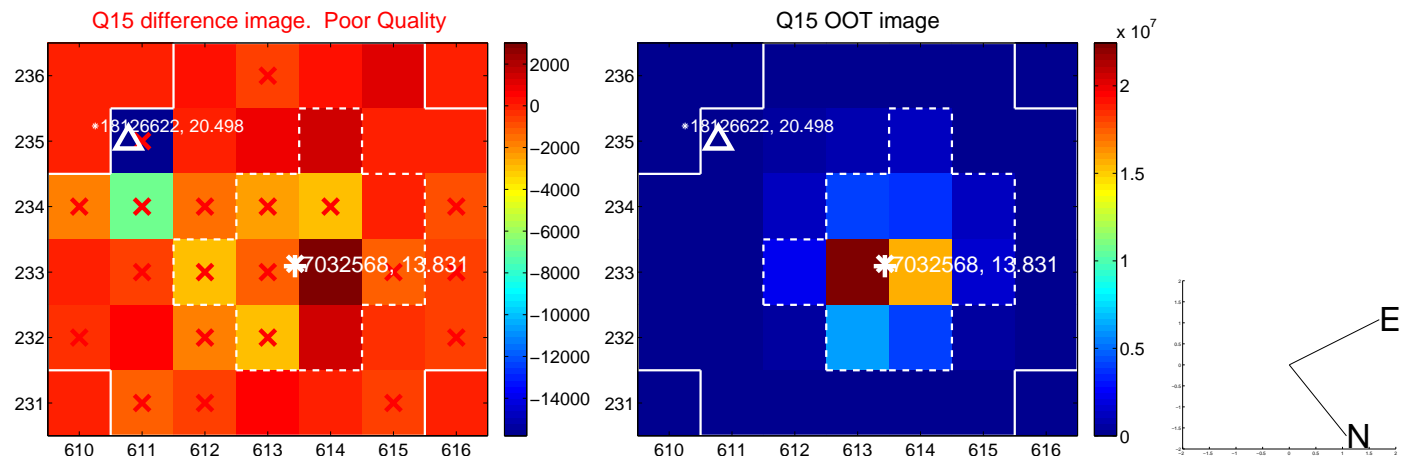
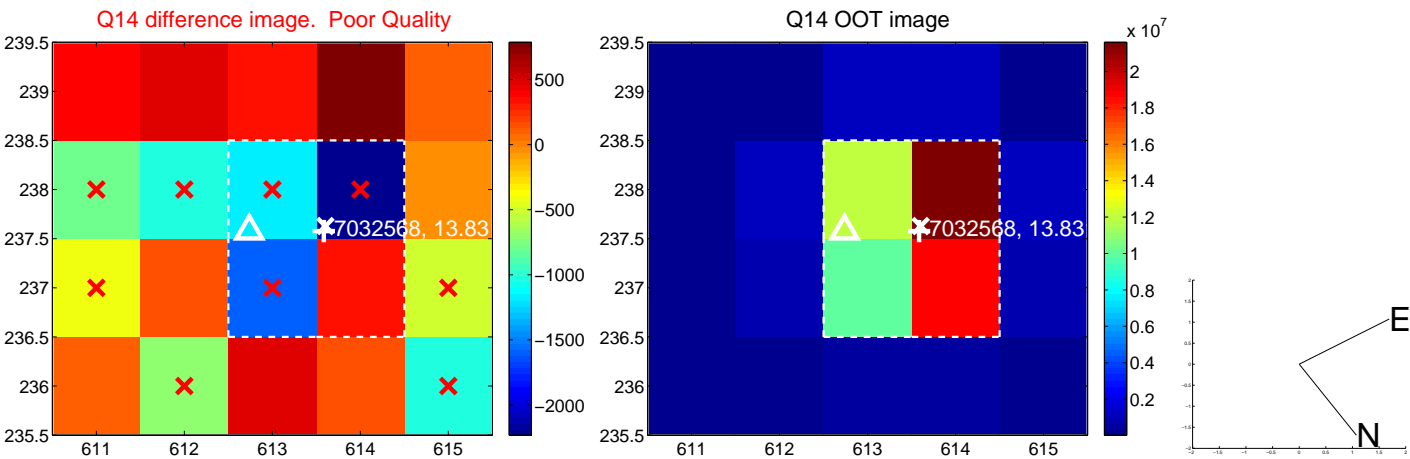
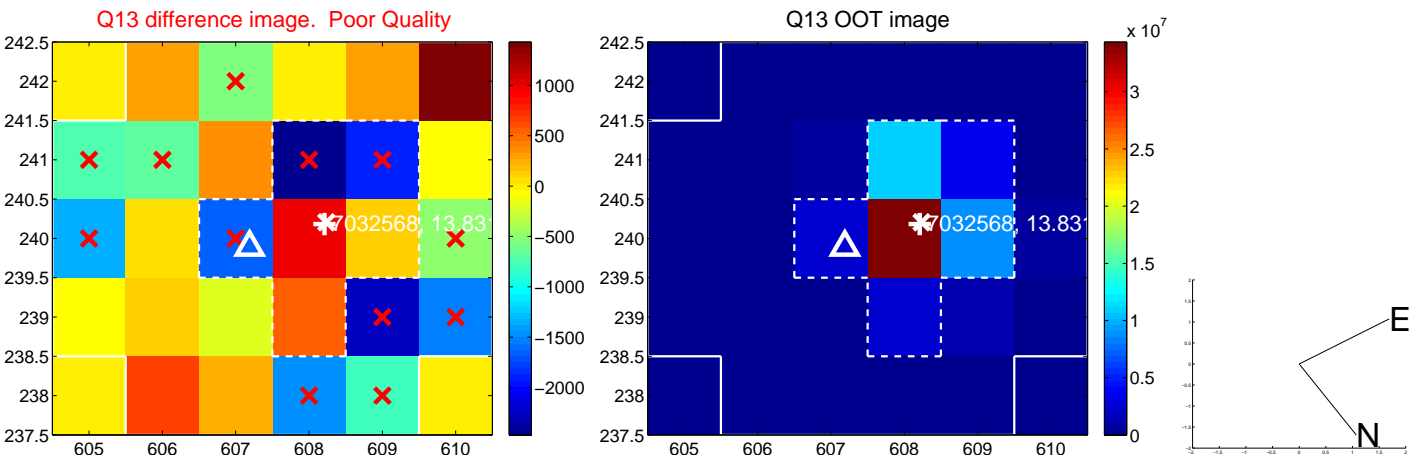
white \times : KIC target position; $+$: OOT centroid; \triangle : difference centroid. red \times : large negative pixel value.



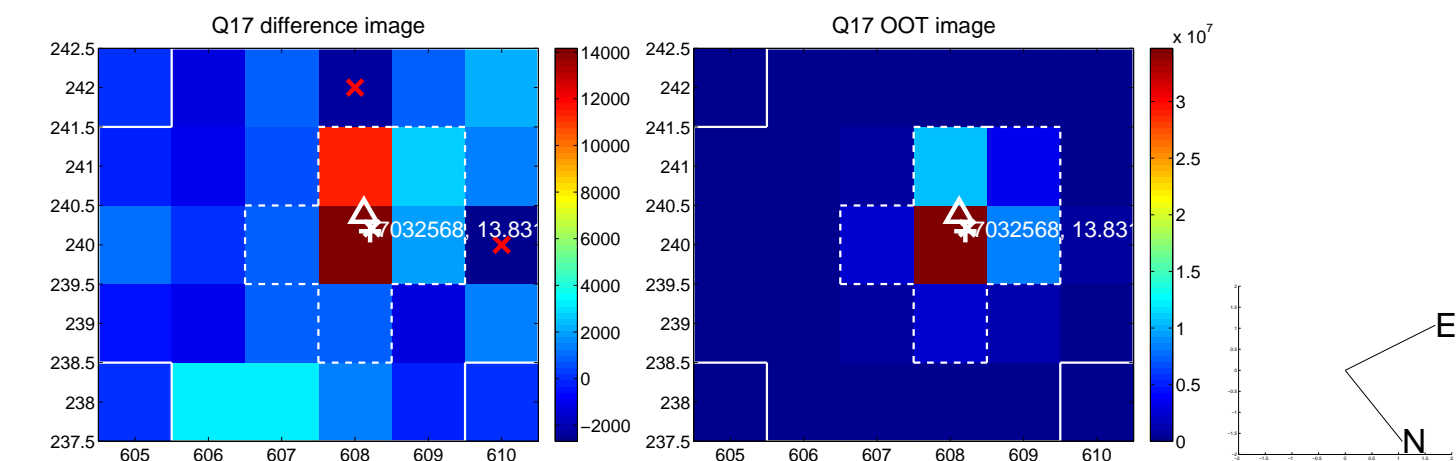
white \times : KIC target position; +: OOT centroid; \triangle : difference centroid. red \times : large negative pixel value.



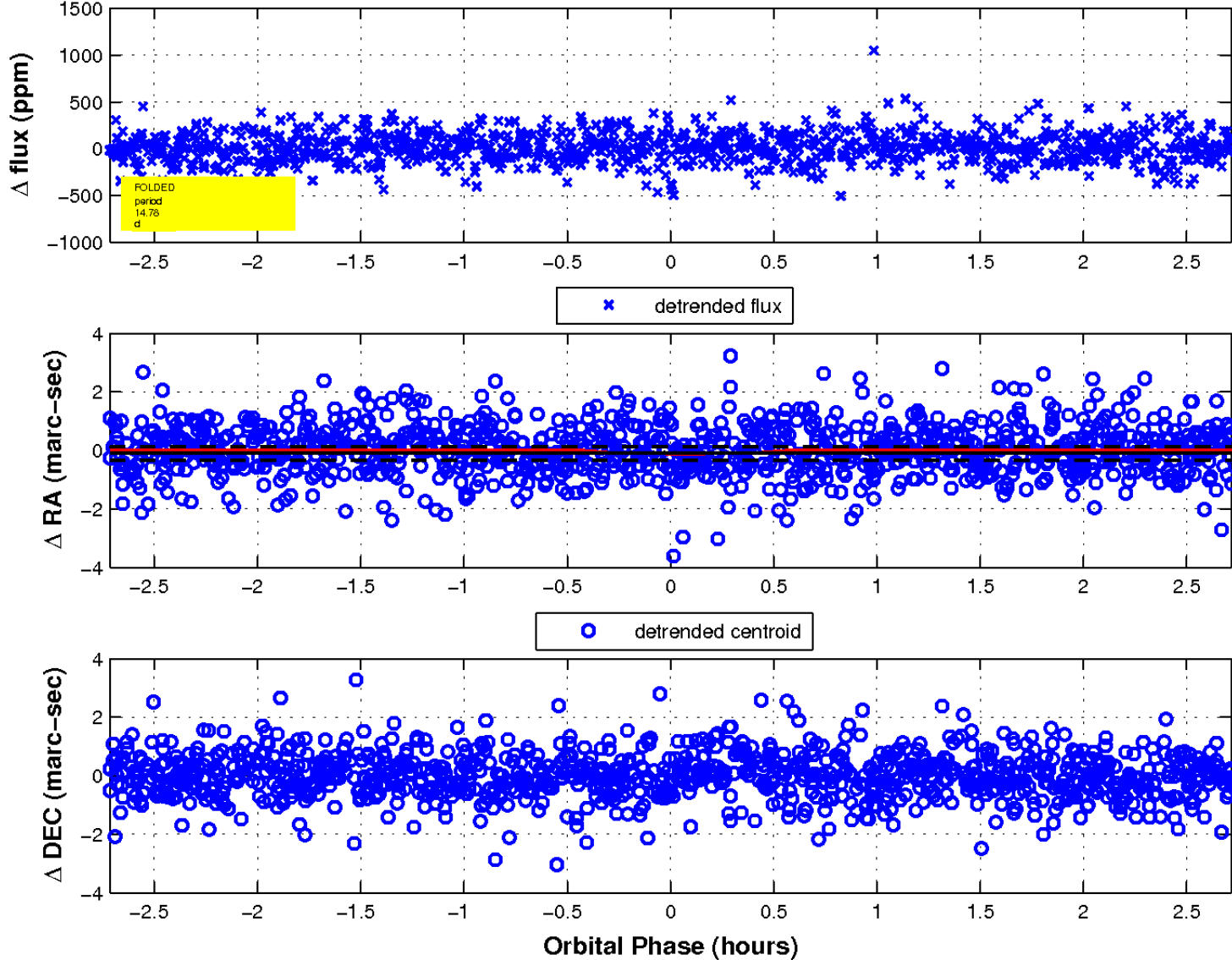
white \times : KIC target position; +: OOT centroid; \triangle : difference centroid. red \times : large negative pixel value.



white \times : KIC target position; $+$: OOT centroid; \triangle : difference centroid. red \times : large negative pixel value.

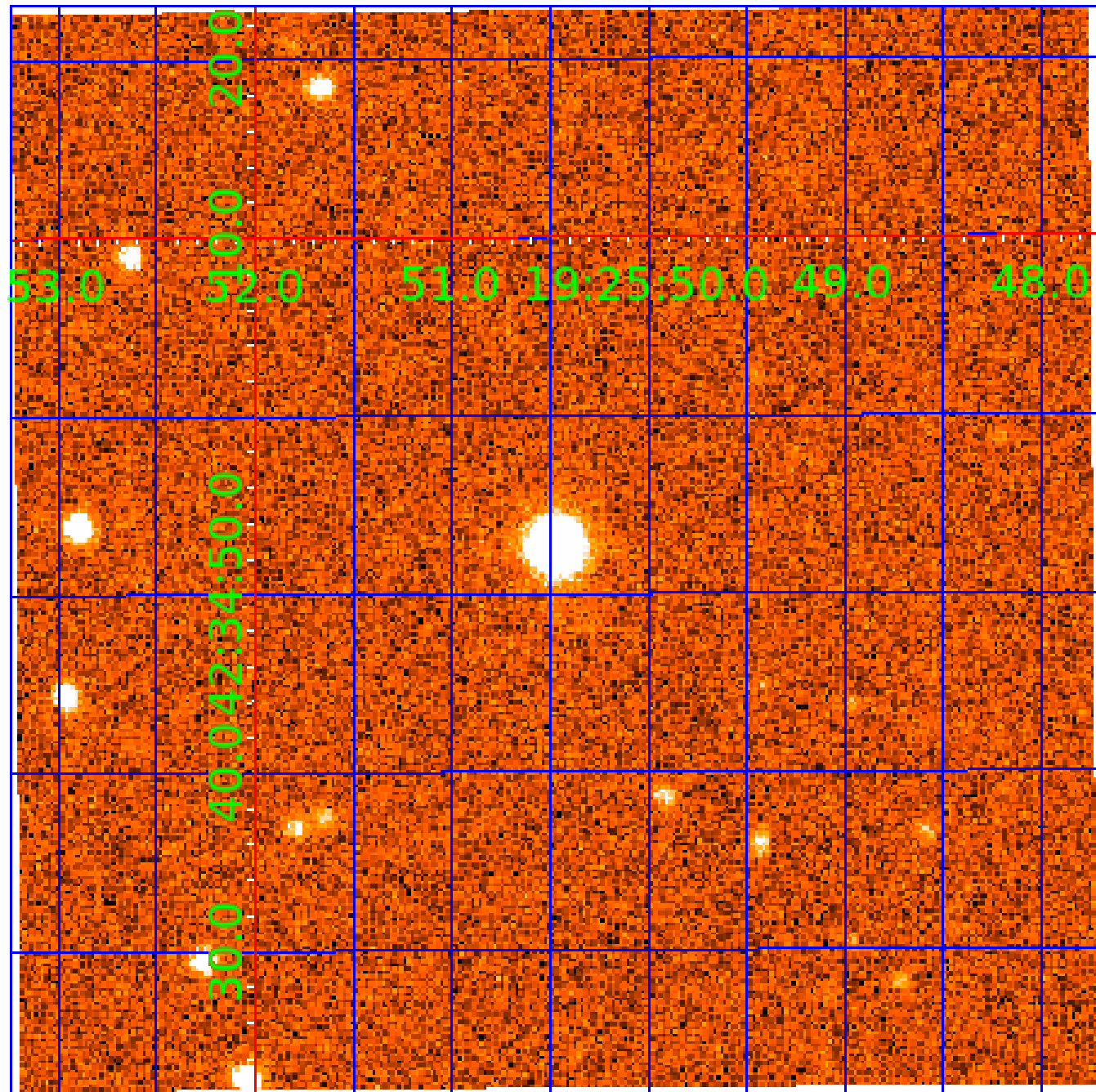


fluxWeightedCentroids, Planet 4 of 8



UKIRT Image

Declination



KIC 007032568

Q1-17 DR25 TCE Parameters

TCE	Run Type	KOI?	Period (Days)	Epoch (BKJD)	Depth (ppm)	Duration (Hours)	MES	SNR	R_{\star} (R_{\odot})	T_{\star} (K)	R_p (R_{\oplus})	S_p (S_{\oplus})
007032568-01	OBS	7576.01	0.566745	131.863691	8.3	4.257	10.8	6.1	1.60	6432	0.48	22269.85
007032568-02	OBS	No	41.560053	137.460995	891.9	1.500	13.2	-1.0	1.60	6432	4.83	72.56
007032568-03	OBS	No	9.546482	139.949163	219.3	2.039	10.7	17.2	1.60	6432	2.55	515.75
007032568-04	OBS	No	14.781830	144.640319	328.0	0.907	12.8	17.0	1.60	6432	2.98	287.91
007032568-05	OBS	No	10.666586	138.139144	314.5	1.062	11.5	15.5	1.60	6432	3.06	444.84
007032568-06	OBS	No	5.362929	136.700762	254.5	0.614	10.9	15.0	1.60	6432	2.67	1112.67
007032568-08	OBS	No	3.628291	132.176619	817.6	1.500	13.4	-1.0	1.60	6432	4.63	1873.40

Robovetter Results

TCE	Run Type	Disp	Score	N	S	C	E	Comments
007032568-01	OBS	FP	0.00	1	0	1	1	LPP_DV—CENT_UNRESOLVED_OFFSET—EPHEM_MATCH
007032568-02	OBS	FP	0.00	1	0	0	0	INDIV_TRANS_RUBBLE—TRANS_GAPPED—LPP_DV—NO_FITS—CENT_NOFITS
007032568-03	OBS	FP	0.00	1	0	0	0	INDIV_TRANS_RUBBLE—TRANS_GAPPED—LPP_DV—MOD_NONUNIQ_DV—CENT_FEW_DIFFS
007032568-04	OBS	FP	0.00	1	0	0	0	INDIV_TRANS_RUBBLE—TRANS_GAPPED—LPP_DV—MOD_NONUNIQ_DV—CENT_FEW_DIFFS
007032568-05	OBS	FP	0.00	1	0	0	0	INDIV_TRANS_RUBBLE_TRACKER—TRANS_GAPPED—LPP_DV—MOD_NONUNIQ_DV—MOD_TER_DV—CENT_FEW_DIFFS
007032568-06	OBS	FP	0.00	1	0	1	0	INDIV_TRANS_RUBBLE—TRANS_GAPPED—LPP_DV—MOD_NONUNIQ_DV—CENT_FEW_DIFFS—HALO_GHOST
007032568-08	OBS	FP	0.00	1	0	0	0	INDIV_TRANS_RUBBLE—TRANS_GAPPED—LPP_DV—NO_FITS—CENT_NOFITS

Notes: OBS = Observed. INJ = Injected. INV = Inverted. SCR = Scrambled.

N = Not Transit-Like. S = Stellar Eclipse. C = Centroid Offset. E = Ephemeris Match.

See http://exoplanetarchive.ipac.caltech.edu/docs/API_kepcandidate_columns.html#proj_disp_col for comment definitions.

Ephemeris Match Information For 007032568-05

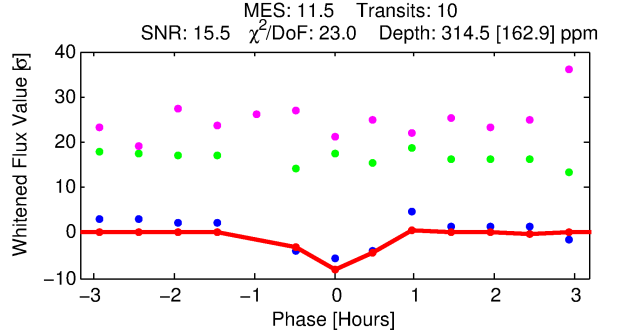
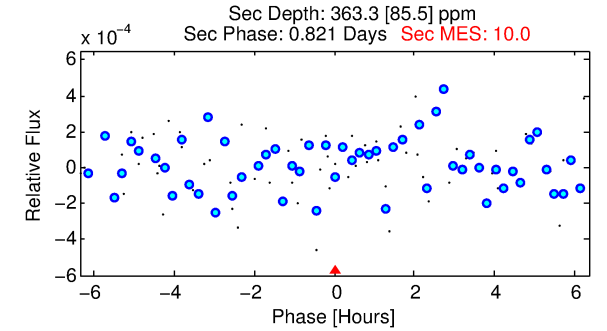
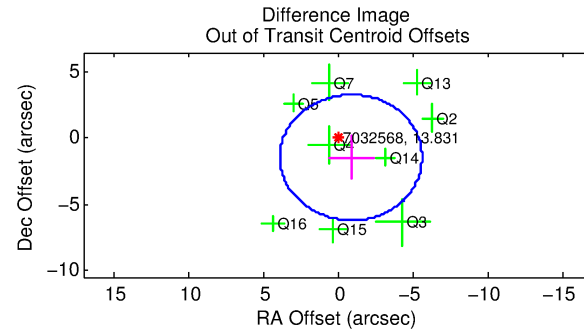
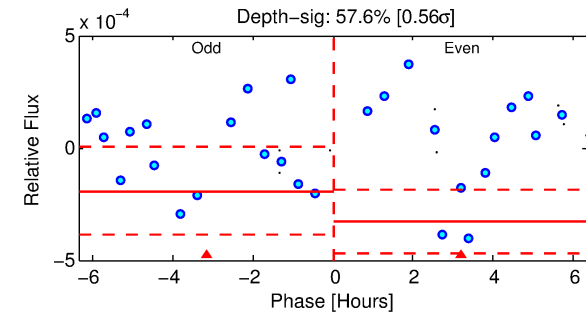
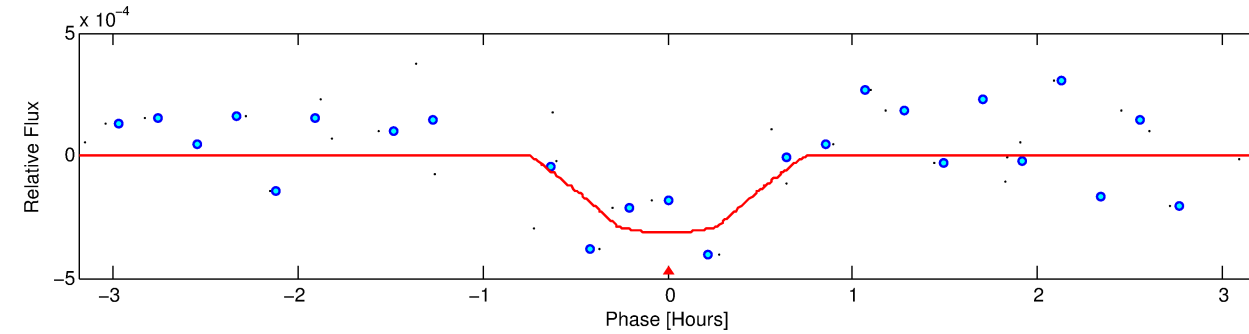
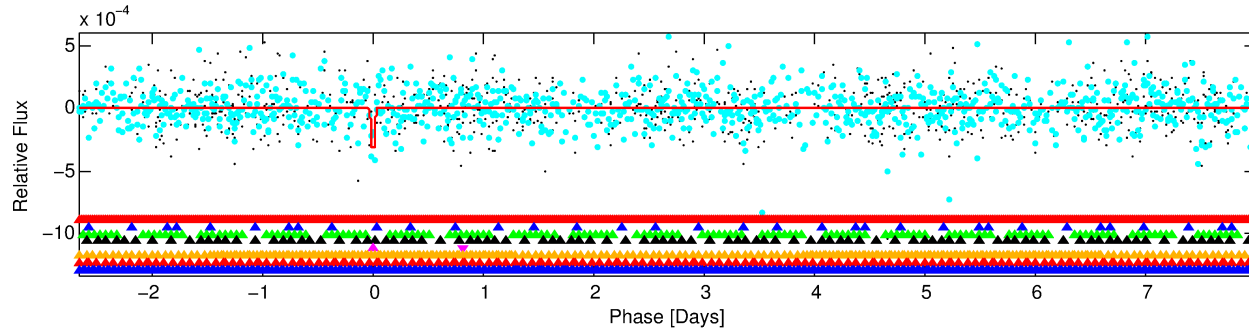
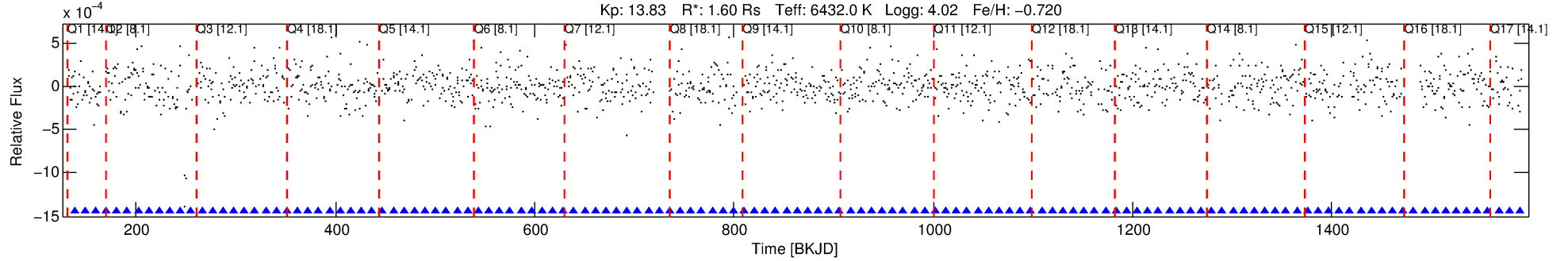
No Significant Match Found

DV One-Page Summary

KIC: 7032568 Candidate: 5 of 8 Period: 10.667 d

KOI: K07576 Corr: No Ephemeris Match

Kp: 13.83 R*: 1.60 Rs Teff: 6432.0 K Logg: 4.02 Fe/H: -0.720



DV Fit Results:

Period = 10.66659 [0.00023] d
Epoch = 138.1391 [0.0127] BKJD
Rp/R* = 0.0175 [0.0235]
a/R* = 56.94 [431.31]
b = 0.70 [5.55]
Seff = 444.84 [292.88]
Teq = 1171 [193] K
Rp = 3.06 [4.28] Re
a = 0.0941 [0.0369] AU
Ag = 188.82 [523.72] [0.36σ]
Teffp = 6712 [4532] K [1.22σ]

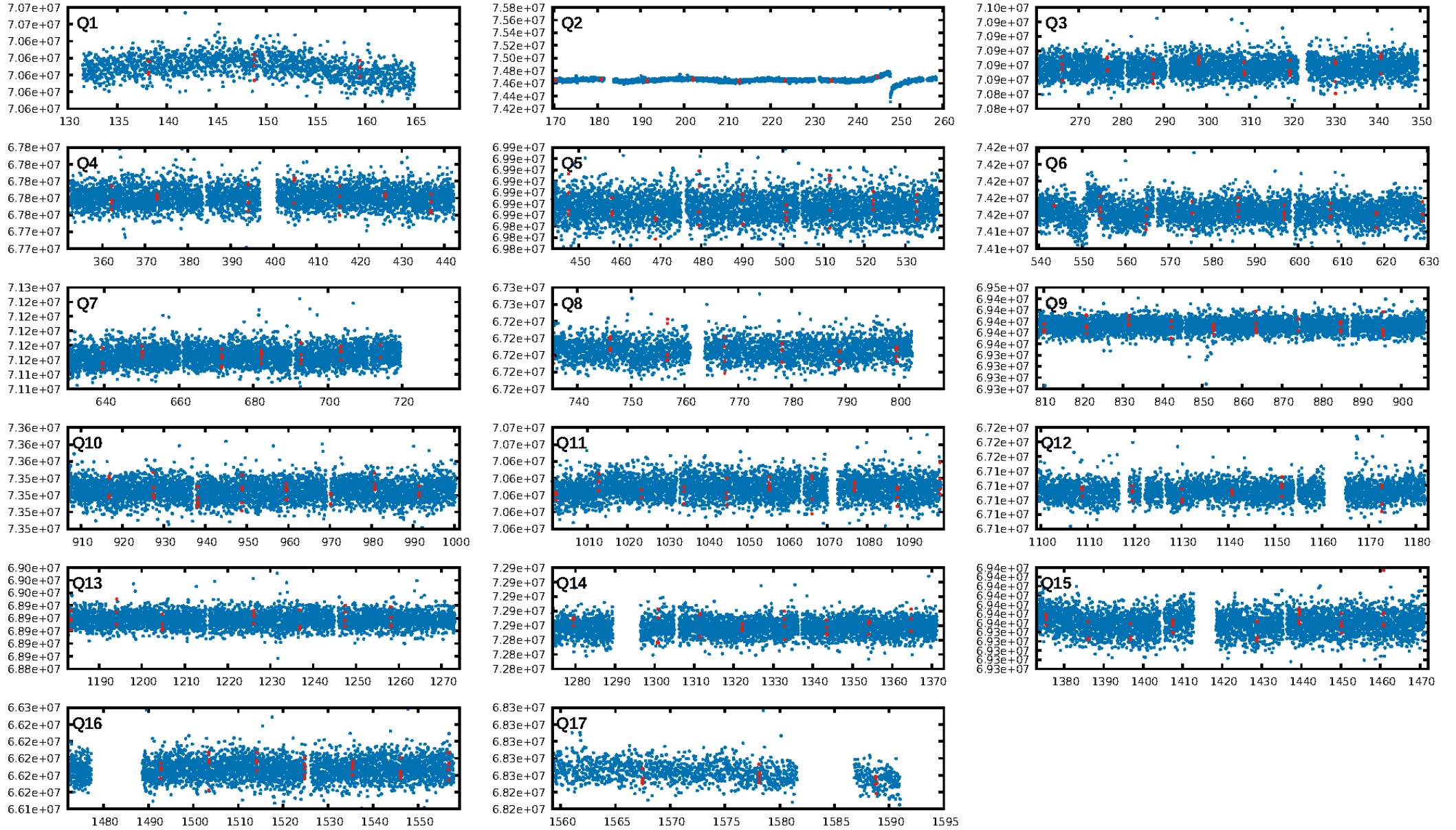
DV Diagnostic Results:

ShortPeriod-sig: 100.0% [11.70σ]
LongPeriod-sig: 100.0% [70.72σ]
ModelChiSquare2-sig: 0.0%
ModelChiSquareGof-sig: 0.0%
Bootstrap-pfa: N/A
RollingBand-fgt: 1.00 [10/10]
GhostDiagnostic-chr: 1.783
Centroid-sig: N/A
Centroid-so: 0.682 arcsec [1.42σ]
OotOffset-rm: 1.712 arcsec [1.08σ]
OotOffset-st: 2/3/2/2 [9]
KicOffset-rm: 1.710 arcsec [1.09σ]
KicOffset-st: 2/3/2/2 [9]
DiffImageQuality-fgm: 0.11 [1/9]
DiffImageOverlap-fno: 0.00 [0/17]

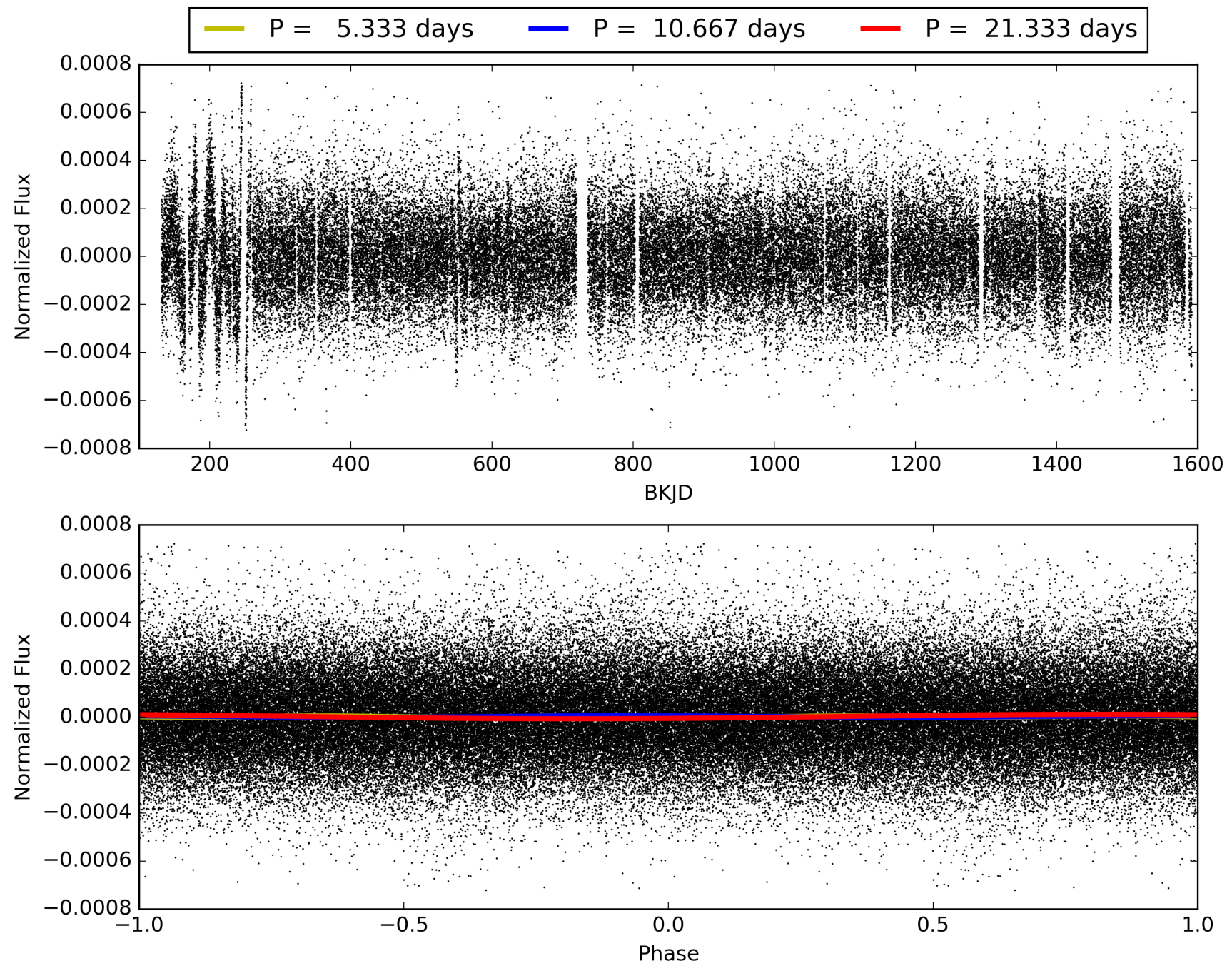
Software Revision: svn+ssh://murzim/repo/soc/tags/release/9.3.42@60958 -- Date Generated: 30-Jan-2016 14:42:18 Z

This Data Validation Report Summary was produced in the Kepler Science Operations Center Pipeline at NASA Ames Research Center

TCE 007032568-05, PDC Light Curves

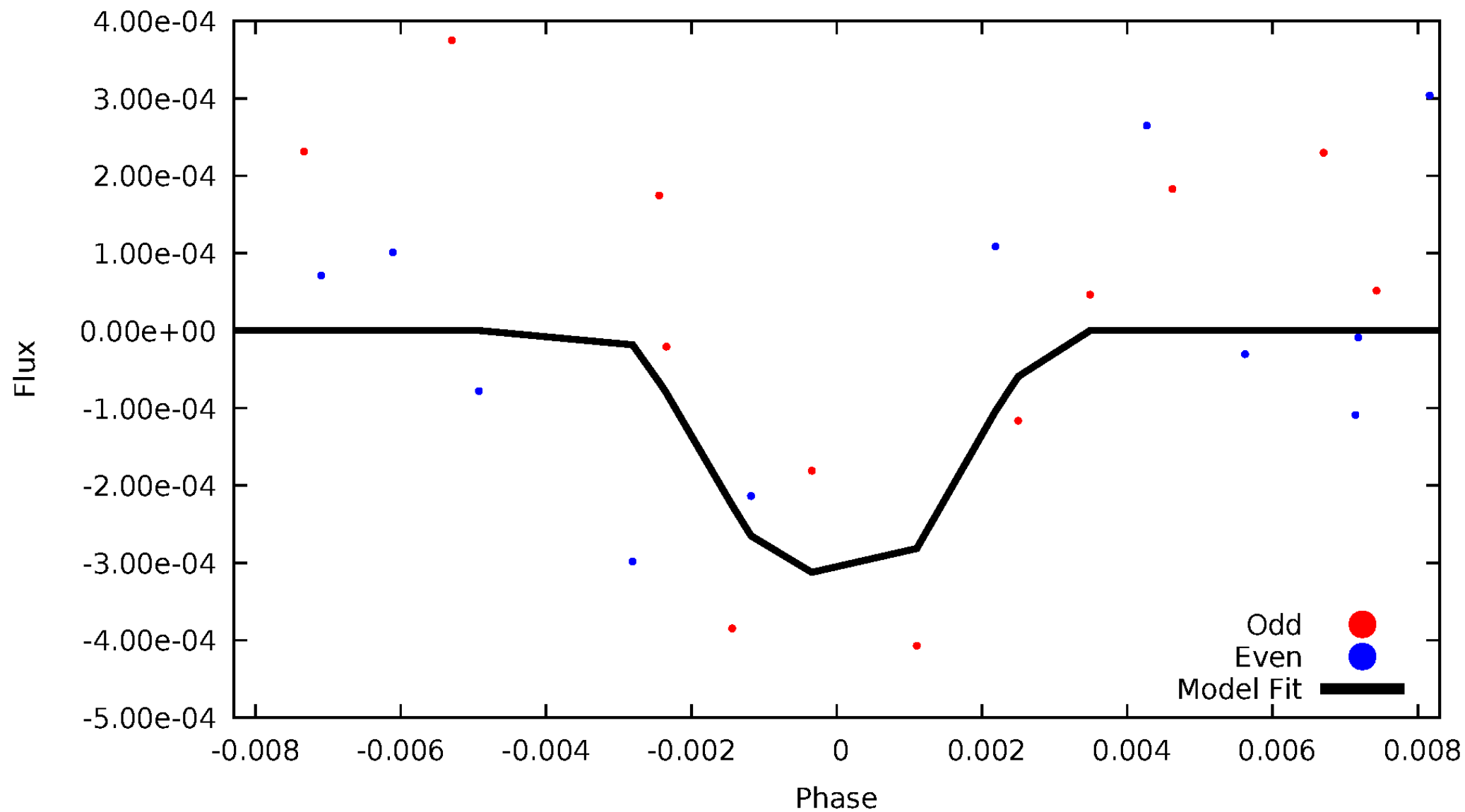


TCE 007032568-05



DV Odd/Even

TCE 007032568-05

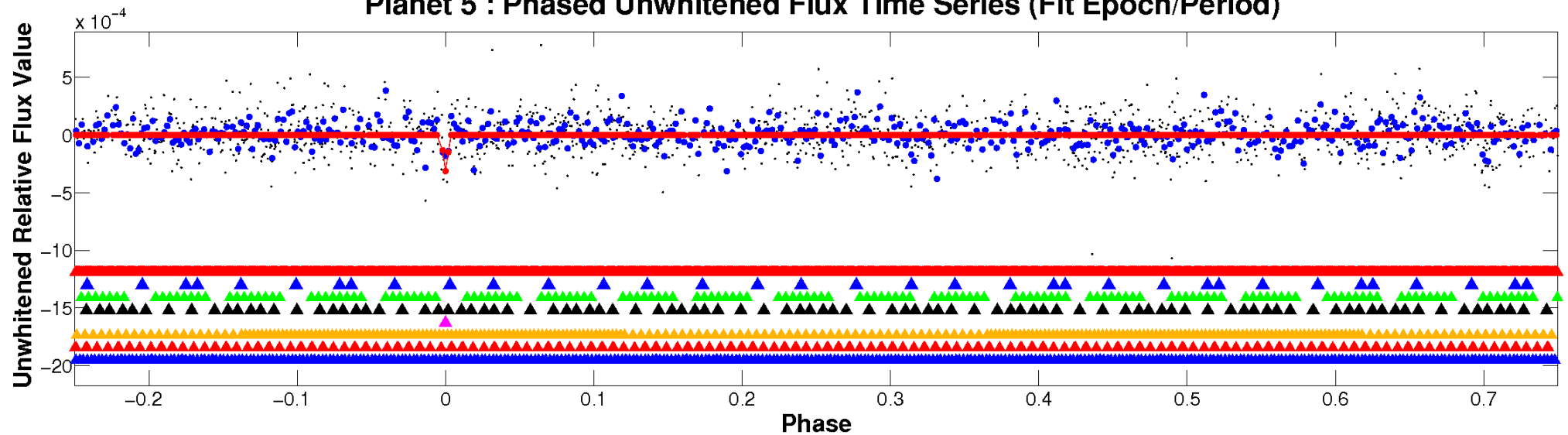


ALT Odd/Even

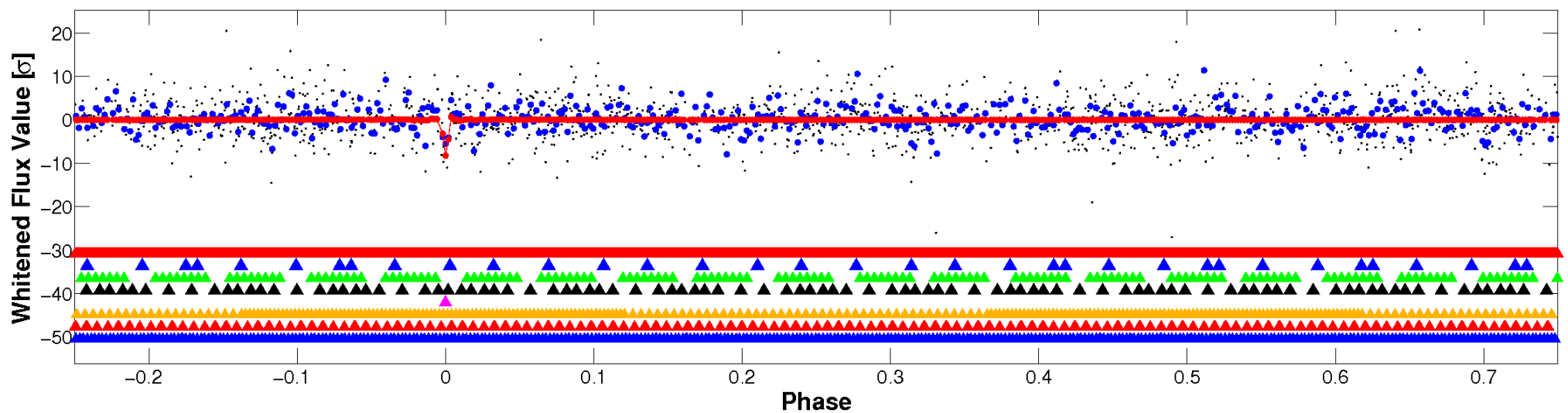
This plot does not exist for this TCE.

Non-Whitened Vs. Whitened Light Curve

Planet 5 : Phased Unwhitened Flux Time Series (Fit Epoch/Period)

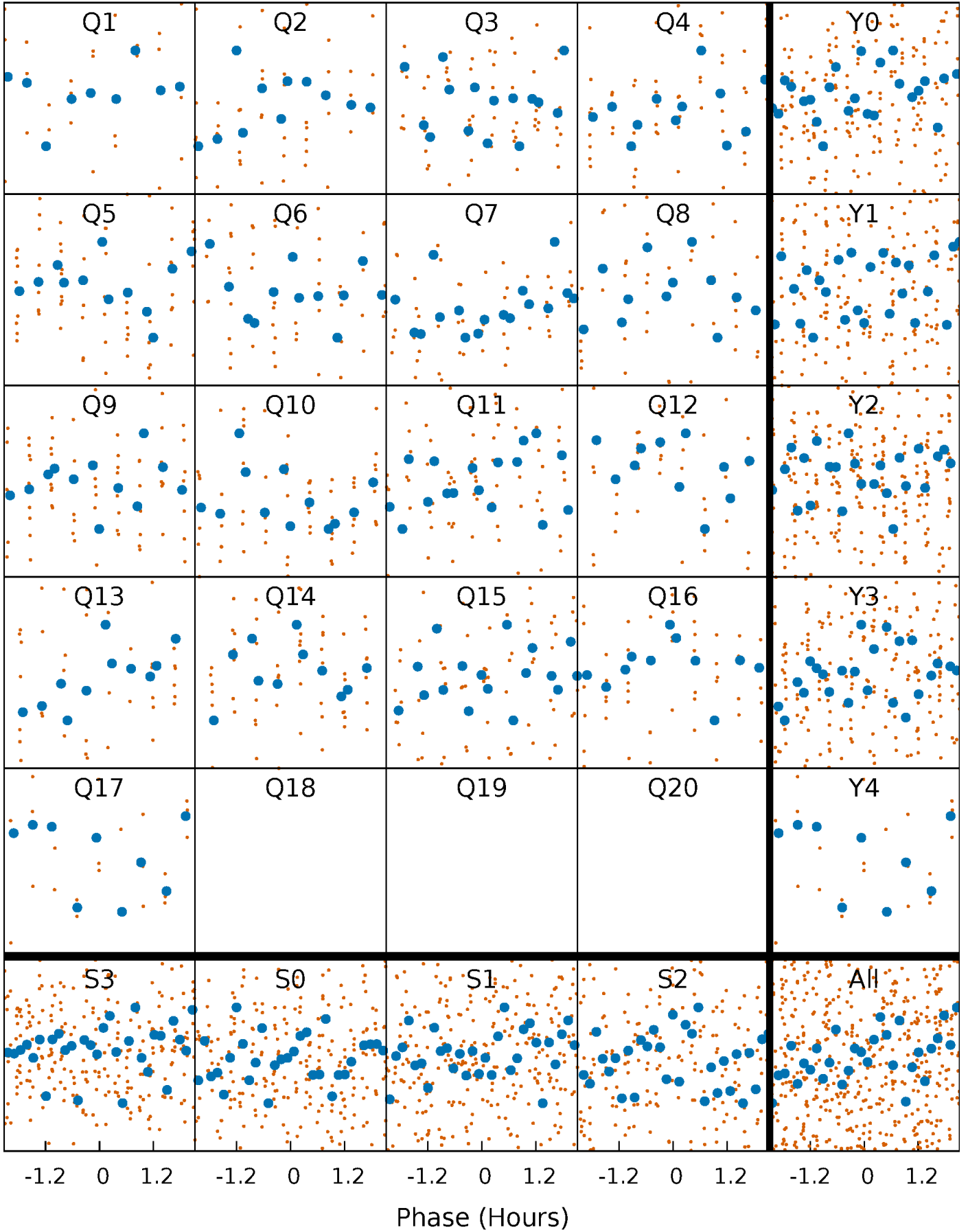


Planet 5 : Phased Whitened Flux Time Series (Fit Epoch/Period)



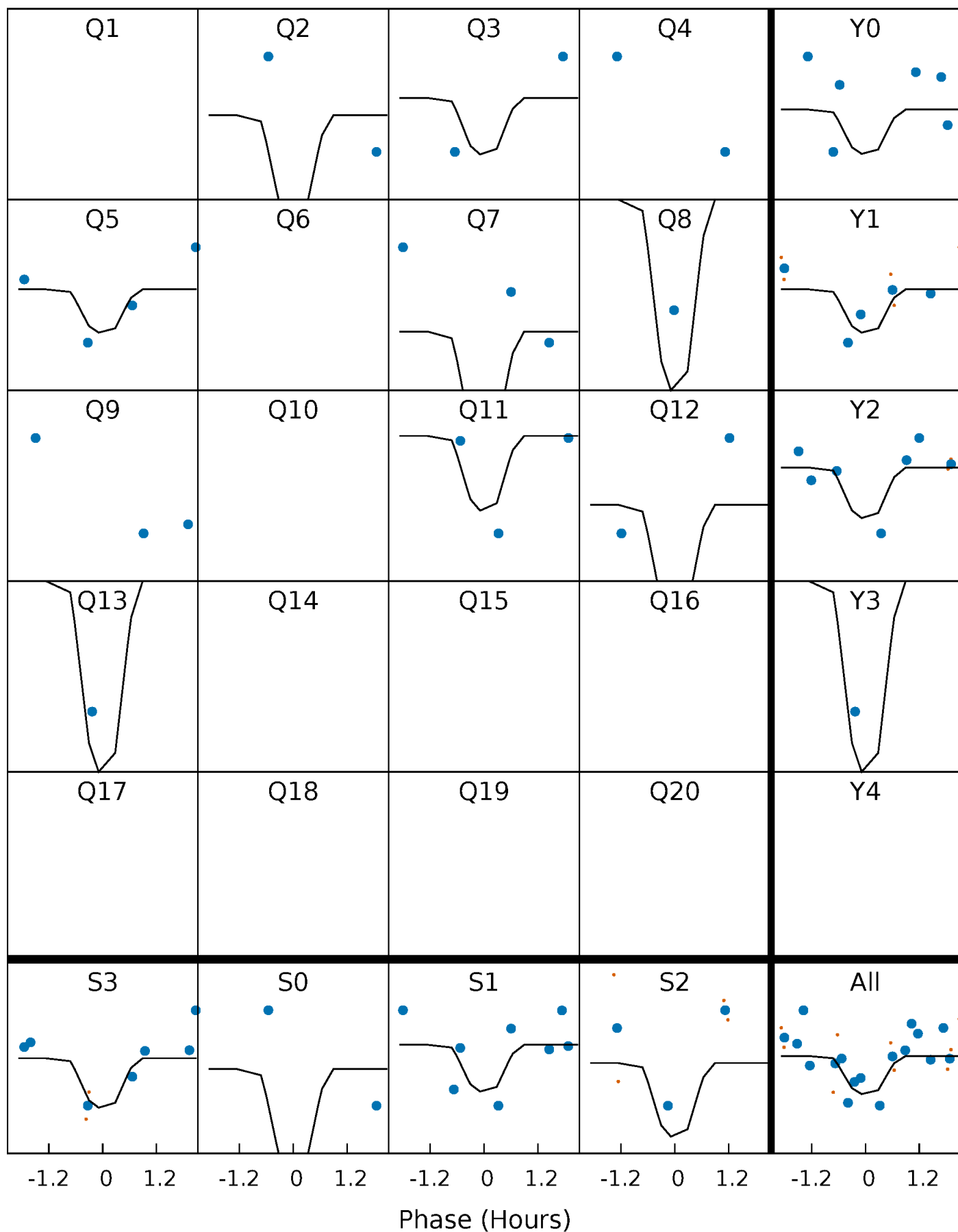
PDC Quarter-Phased Transit Curves

TCE 007032568-05 $P = 10.666586$ Days $T_0 = 138.139144$ (BKJD)



DV Quarter-Phased Transit Curves

TCE 007032568-05 $P = 10.666586$ Days $T_0 = 138.139144$ (BKJD)

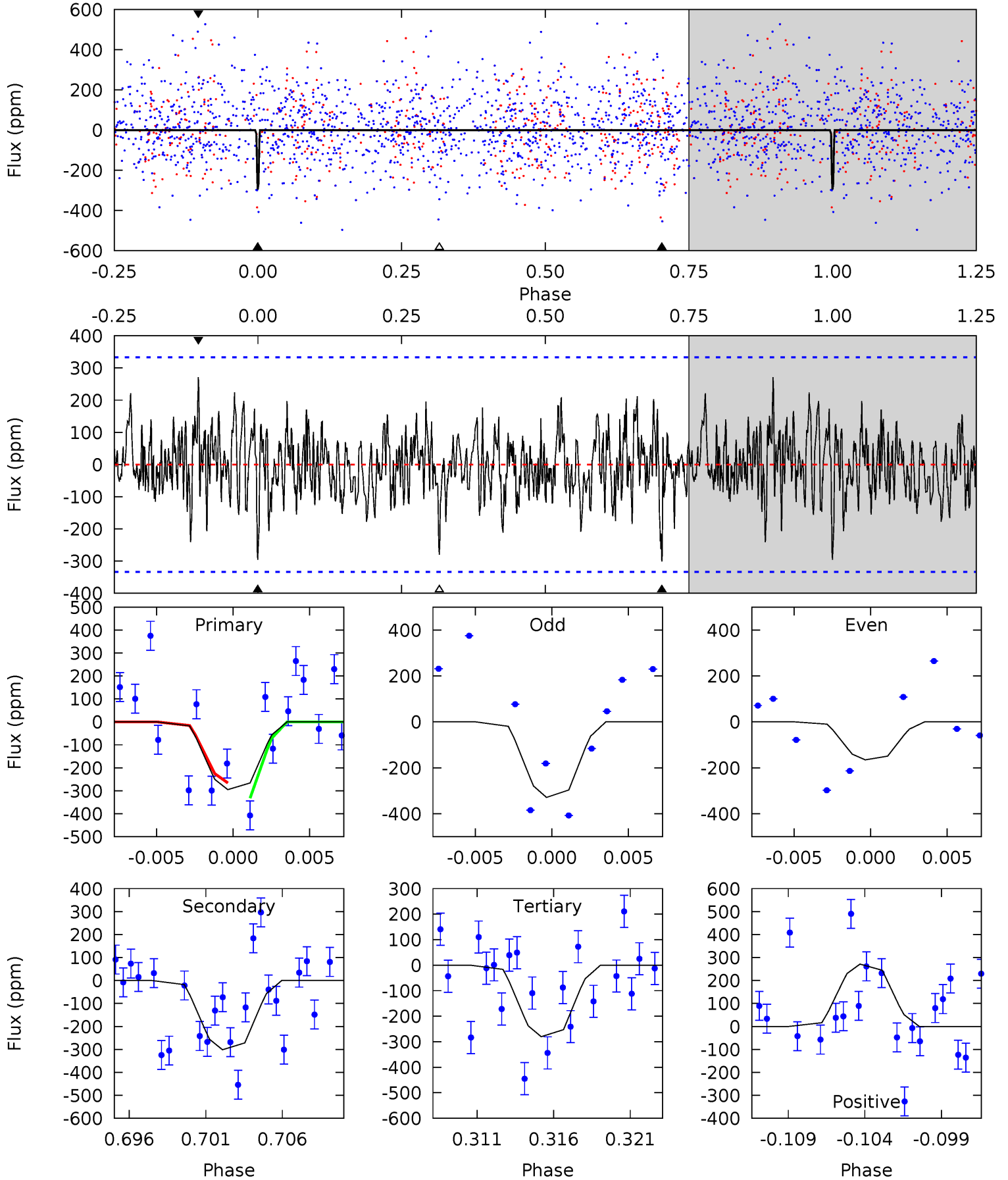


This plot does not exist for this TCE.

DV Model-Shift Uniqueness Test

007032568-05, P = 10.666586 Days, E = 127.472558 Days

Pri	Sec	Ter	Pos	FA ₁	FA ₂	F _{Red}	Pri-Ter	Pri-Pos	Sec-Ter	Sec-Pos	Odd-Evn	DMM	Shape	TAT
4.57	4.66	4.34	4.20	5.16	2.81	1.28	0.23	0.37	0.33	0.47	1.19	0	0.47	0.49



Alt Model-Shift Uniqueness Test

This plot does not exist for this TCE.

Stellar Parameters For KIC 007032568

	$T_{\text{eff}}(K)$	$\log(g)$	[Fe/H]	R (R_{\odot})	M (M_{\odot})	p_{\star} ($\text{g}\cdot\text{cm}^{-3}$)
	6432^{+175}_{-214}	$4.018^{+0.385}_{-0.165}$	$-0.720^{+0.300}_{-0.300}$	$1.603^{+0.413}_{-0.620}$	$0.977^{+0.134}_{-0.122}$	$0.334^{+1.020}_{-0.154}$
	+3%/-3%	+10%/-4%	+42%/-42%	+26%/-39%	+14%/-12%	+305%/-46%
Source	PHO1	KIC0	KIC0	DSEP		

KIC = Kepler Input Catalog; PHO = Photometry; SPE = Spectroscopy; AST = Asteroseismology
 TRA = Transits; DESP = Dartmouth Models; MULT = Multiple Models

Secondary Eclipse Parameters for KIC 007032568-05 / KOI

Detrend	Depth (ppm)	R_p (R_{\oplus})	T_{max} (K)	T_{obs} (K)	A_{obs}
DV	-301 ± 65	$4.04^{+3.92}_{-2.70}$	1608^{+136}_{-164}	5396^{+4710}_{-1242}	88^{+691}_{-64}
Alt.	N/A	N/A	N/A	N/A	N/A

T_{max} = Theoretical Maximum Planetary Temperature

T_{obs} = Observed Planetary Temperature (Assuming $A=0.3$)

A_{obs} = Observed Albedo (Assuming $T=0$)

If a secondary eclipse is present, the system is likely an EB if $T_{obs} \gg T_{max}$ AND $A_{obs} \gg 1.0$

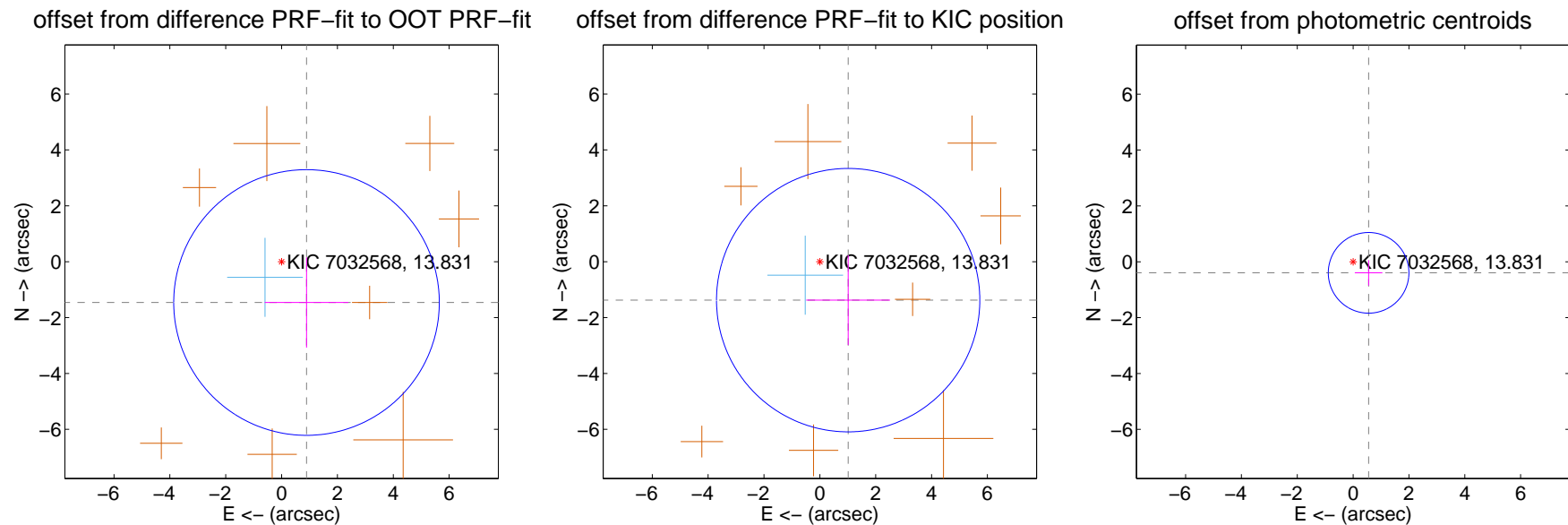
DV Centroid Data

Supplemental centroid analysis for 007032568-05. Kepler magnitude: 13.83. Transit SNR 15.51

There are 1 quarters with good PRF difference image offsets

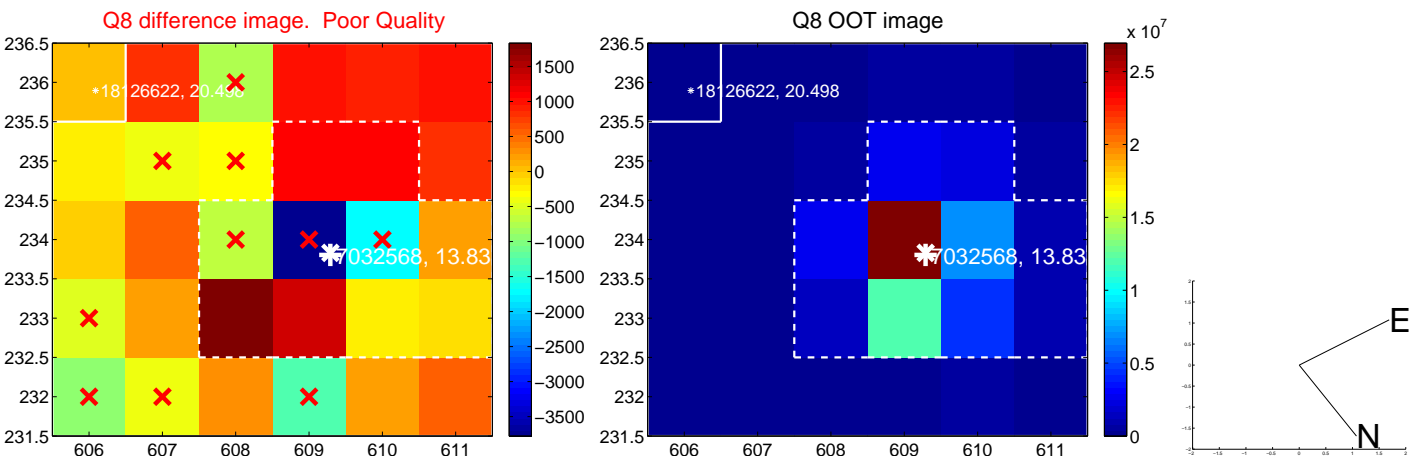
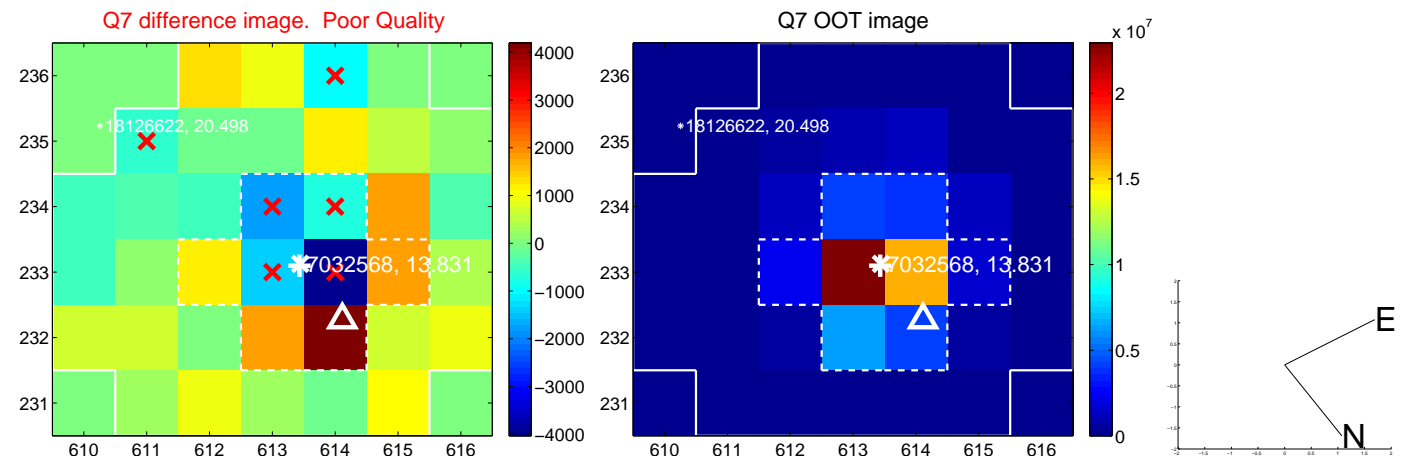
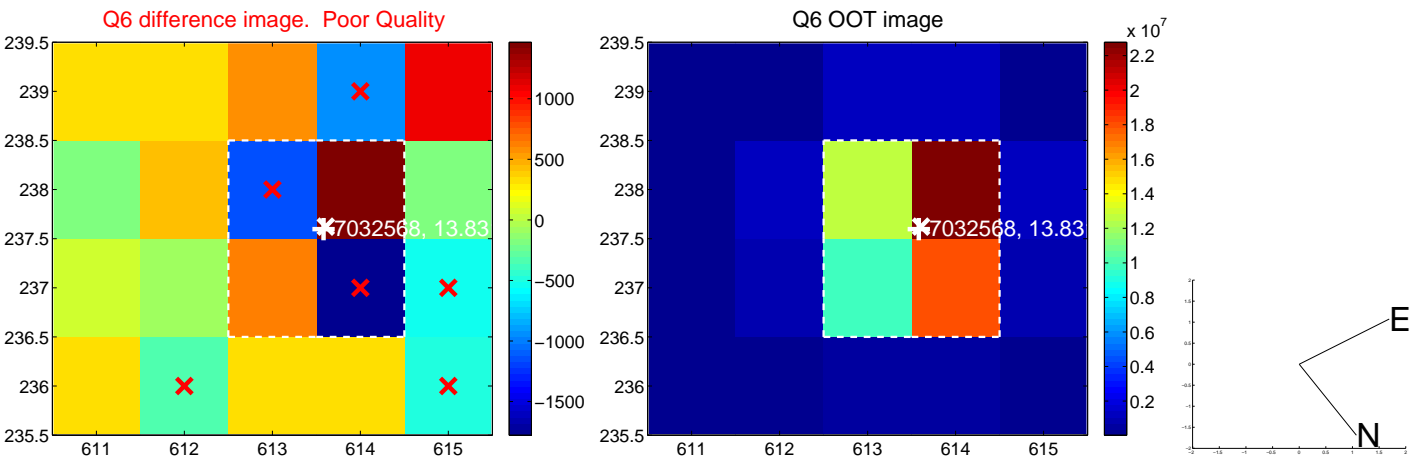
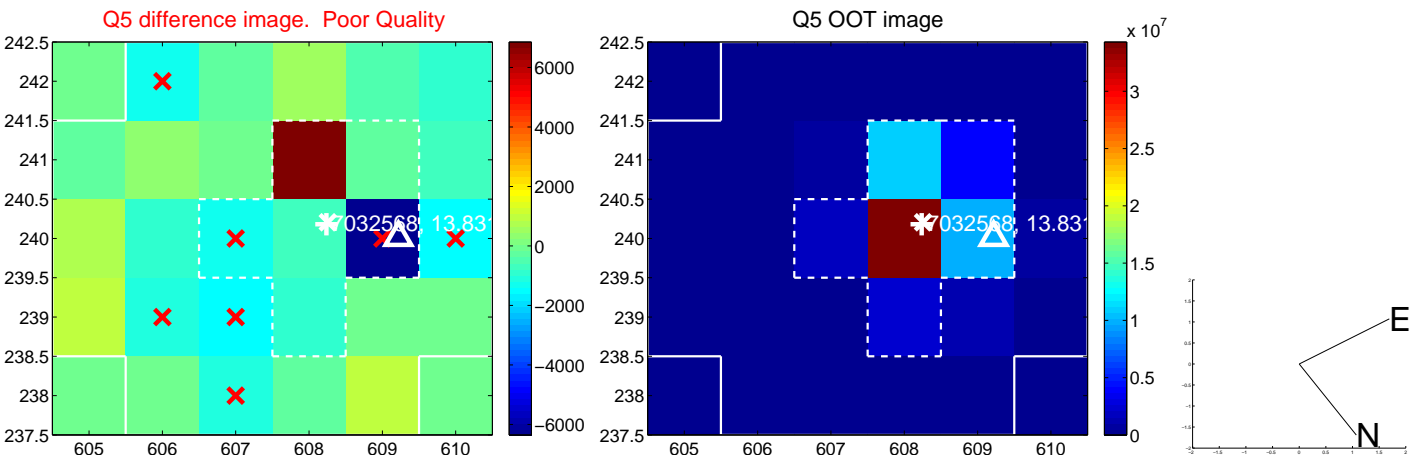
The direct PRF centroid is offset from the target star catalog position by about 0.10 arcsec

	Distance in arcsec	Distance / σ	Δ RA	Δ Dec
PRF-fit source offset from OOT	1.712 ± 1.585	1.08	-0.893 ± 1.498	-1.461 ± 1.616
PRF-fit source offset from KIC position	1.710 ± 1.571	1.09	-1.014 ± 1.500	-1.377 ± 1.609
photometric centroid source offset	0.68 ± 0.48	1.42	-0.56 ± 0.50	-0.40 ± 0.45

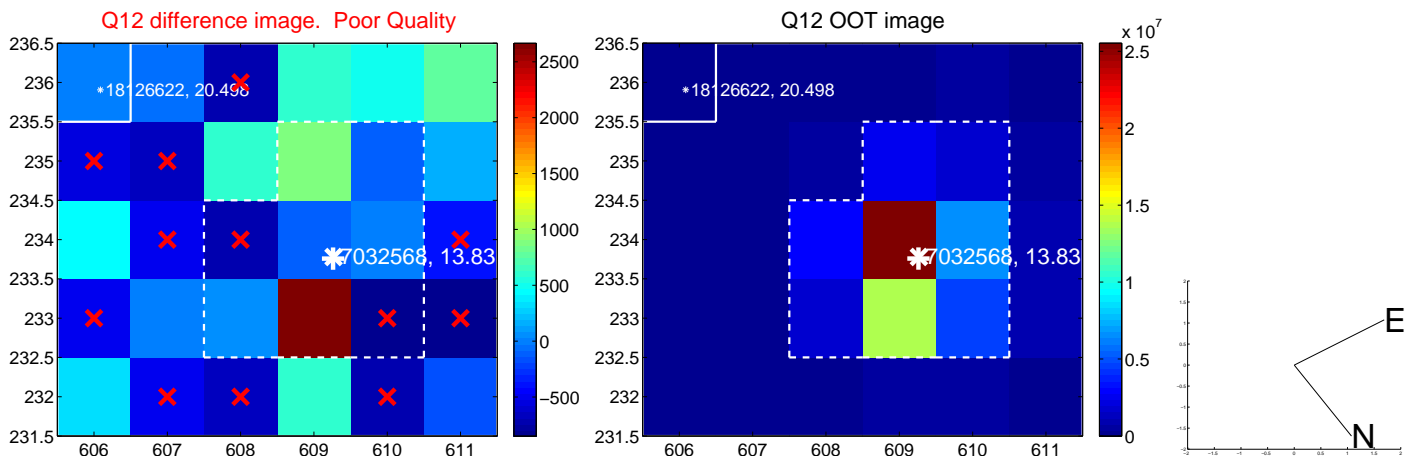
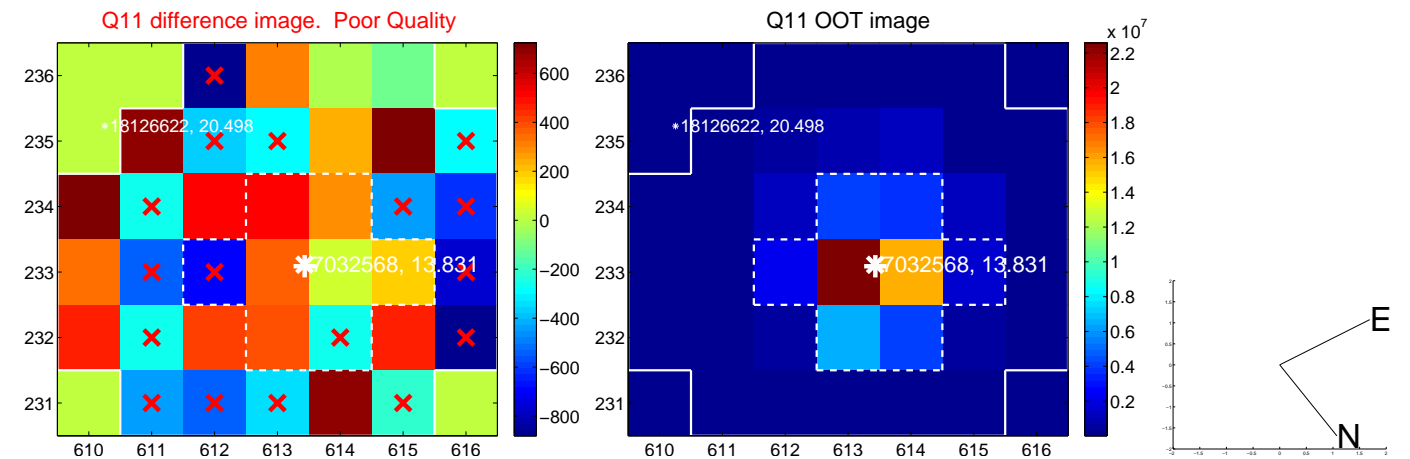
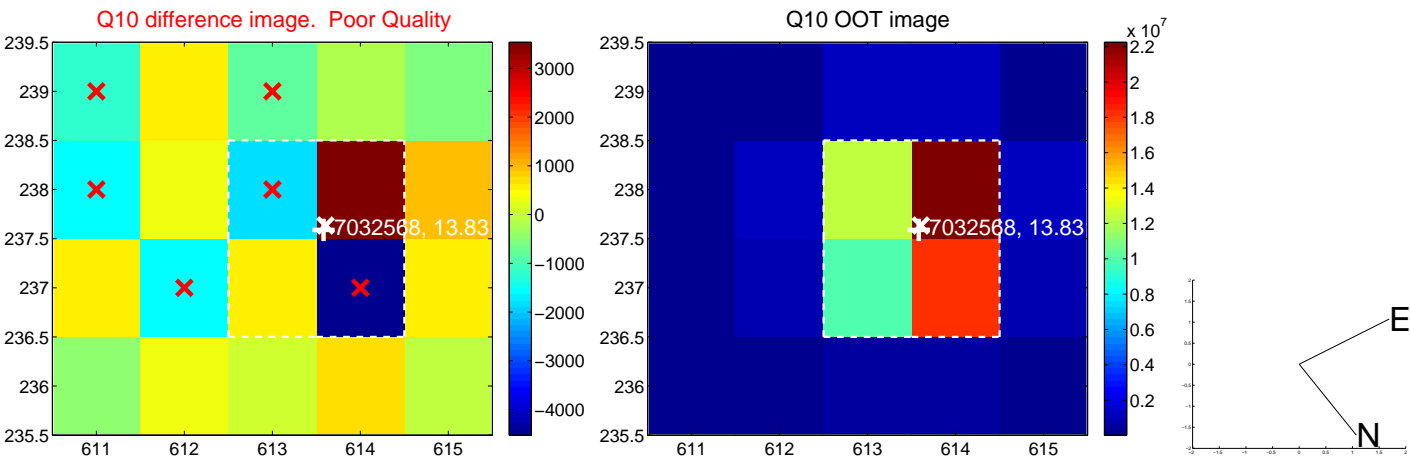
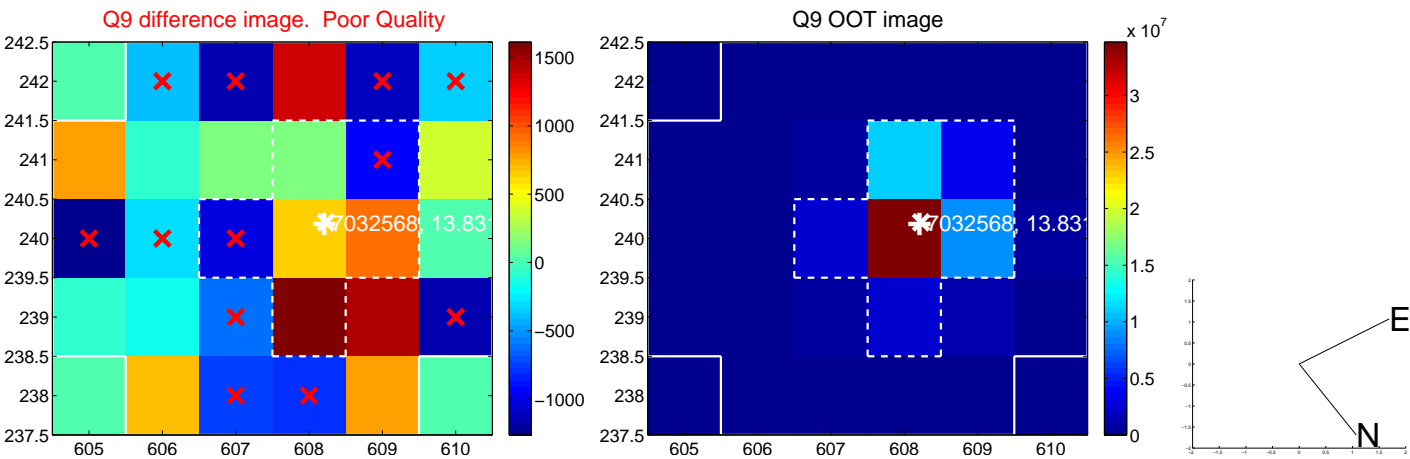


Centroid source offsets from the target star reconstructed from PRF and photometric centroids. Sky blue crosses: good quarterly centroid offsets; Vermillion crosses: bad quarterly centroid offsets; magenta cross: average over quarters. Length of the crosses: one- σ uncertainty. Blue circle: three- σ . Red *: target star. Blue *: Other stars. Text next to a star gives its KIC ID and kepmag. KIC IDs > 15,000,000 are from the UKIRT catalog.

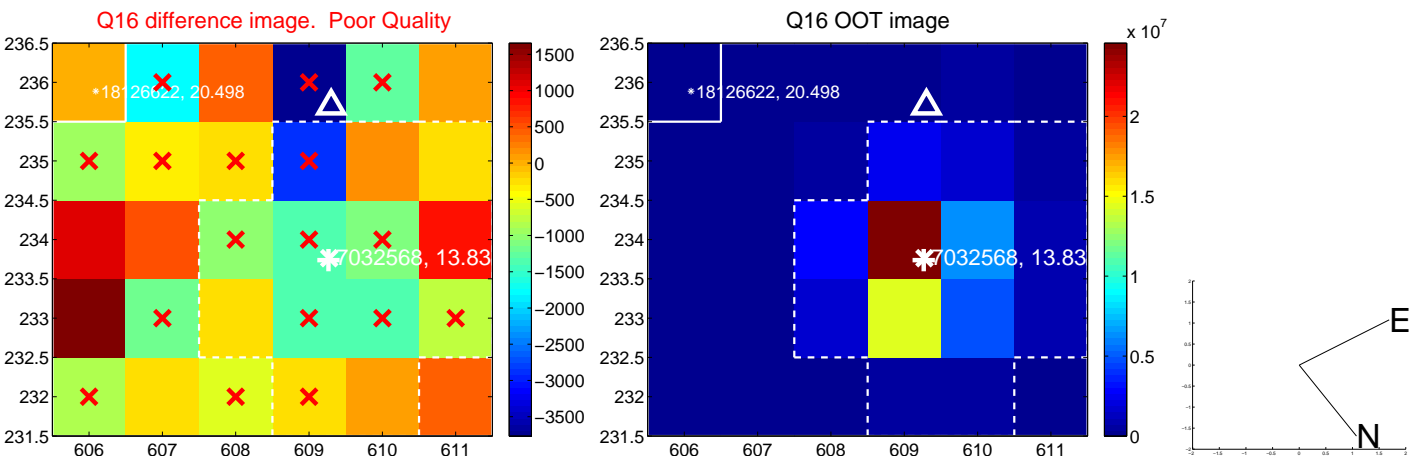
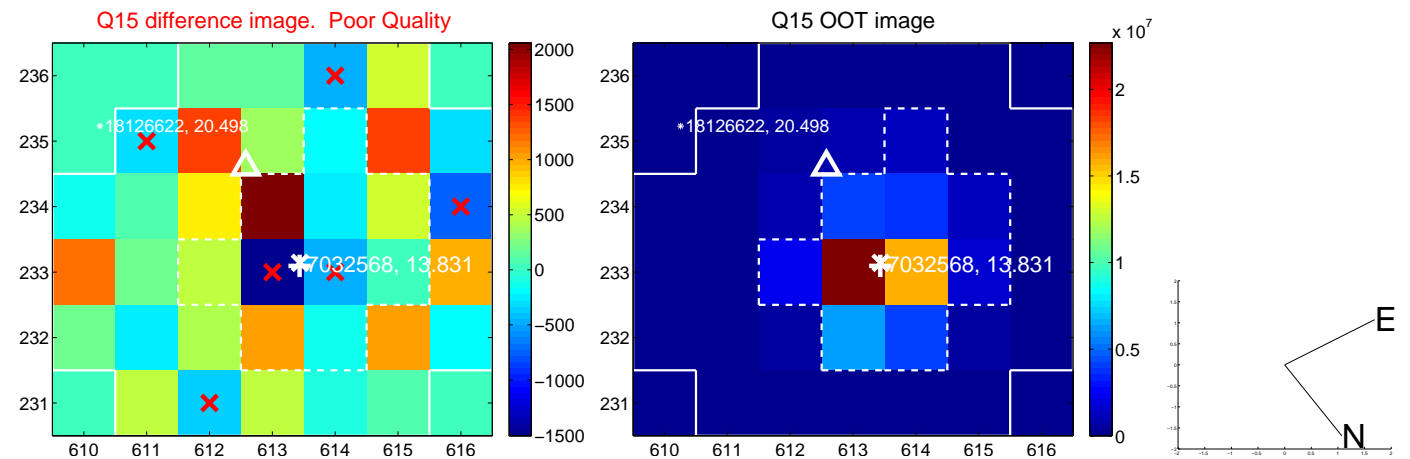
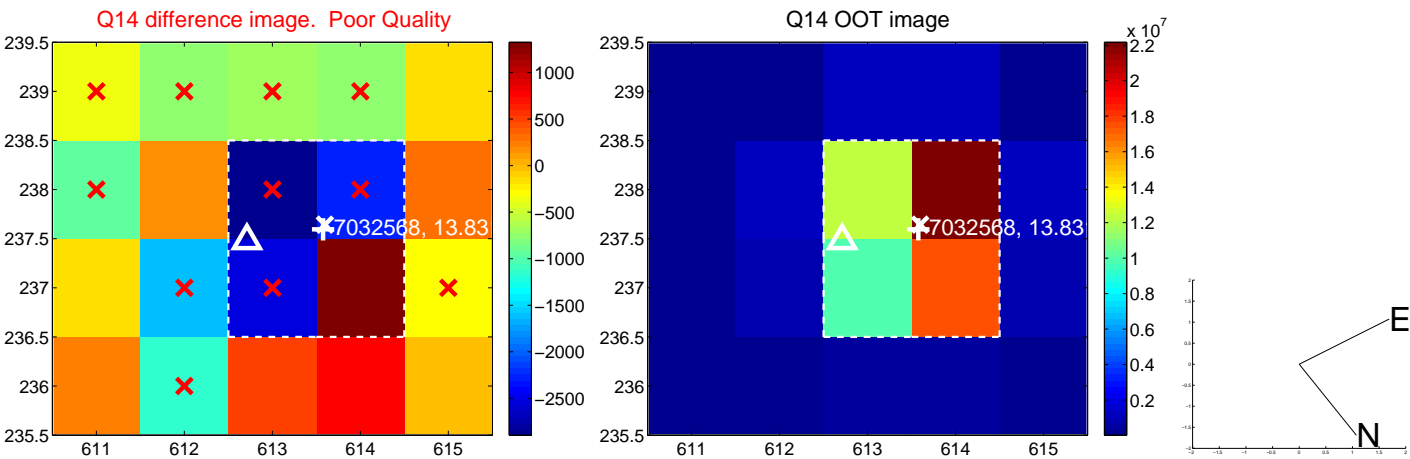
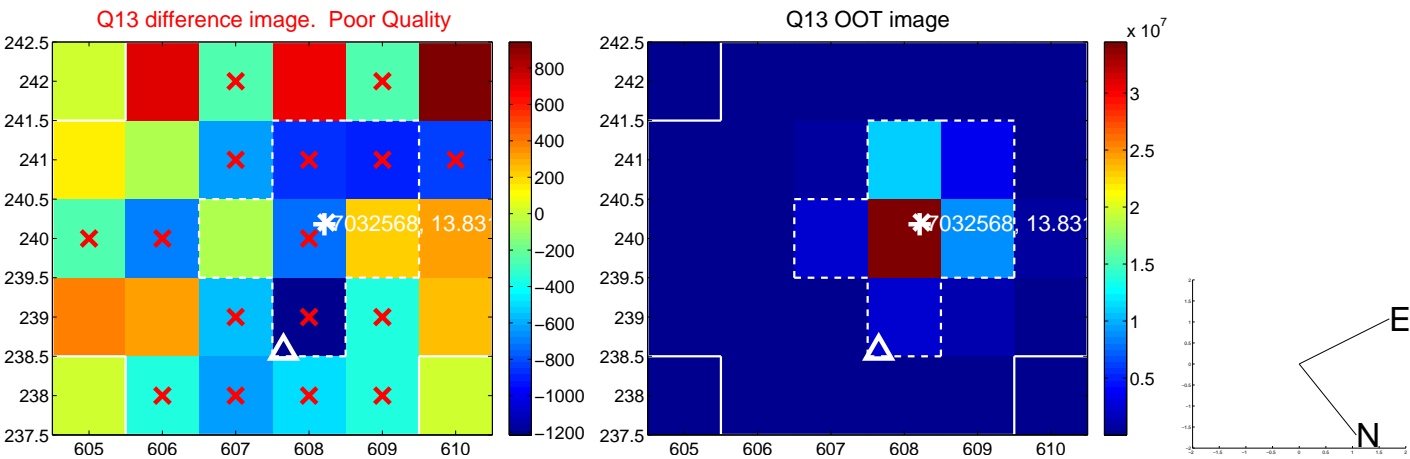
white \times : KIC target position; +: OOT centroid; \triangle : difference centroid. red \times : large negative pixel value.



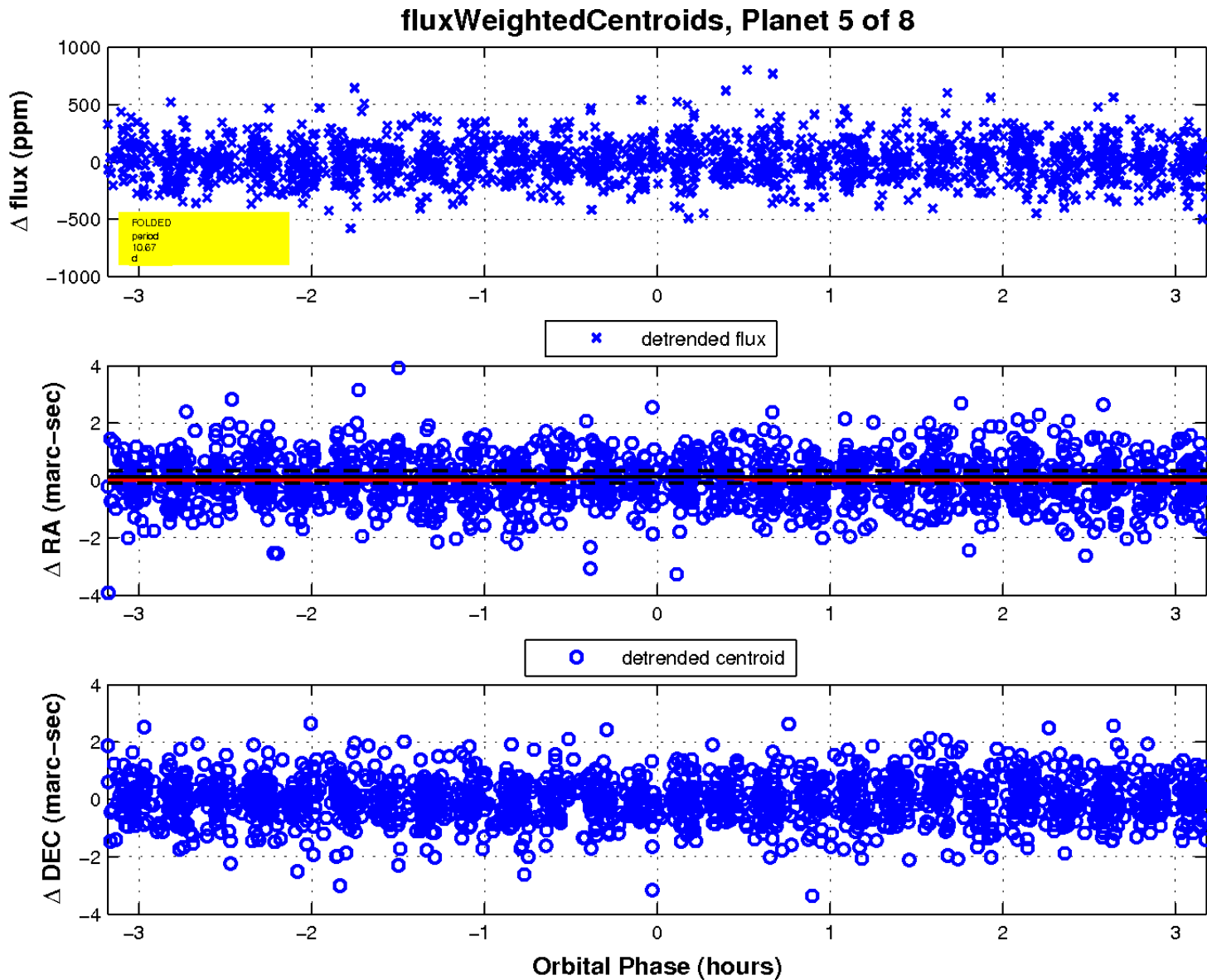
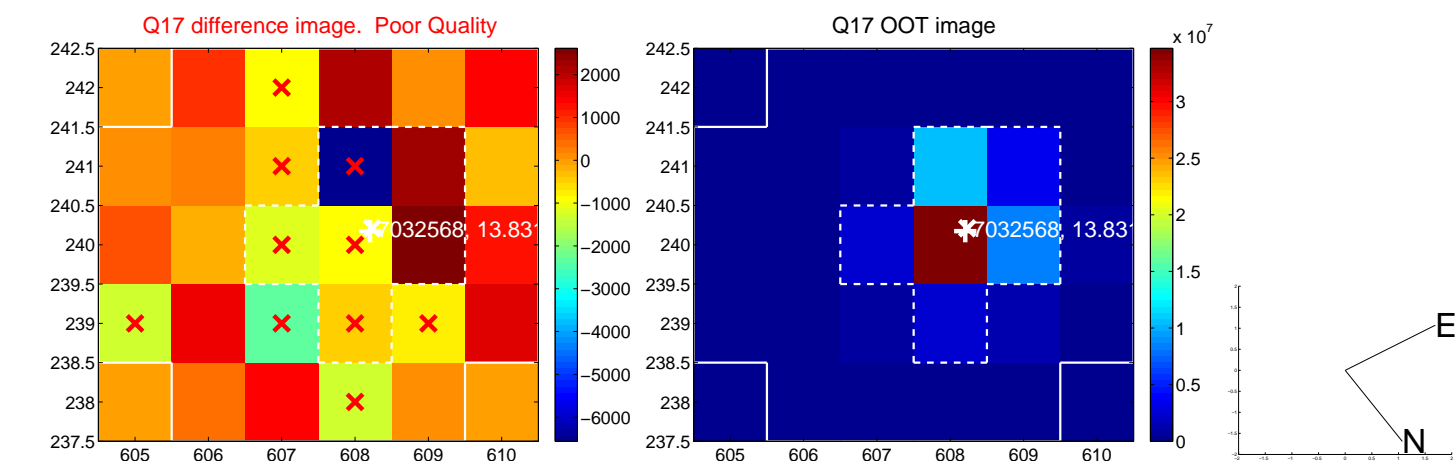
white \times : KIC target position; +: OOT centroid; \triangle : difference centroid. red \times : large negative pixel value.



white \times : KIC target position; +: OOT centroid; \triangle : difference centroid. red \times : large negative pixel value.

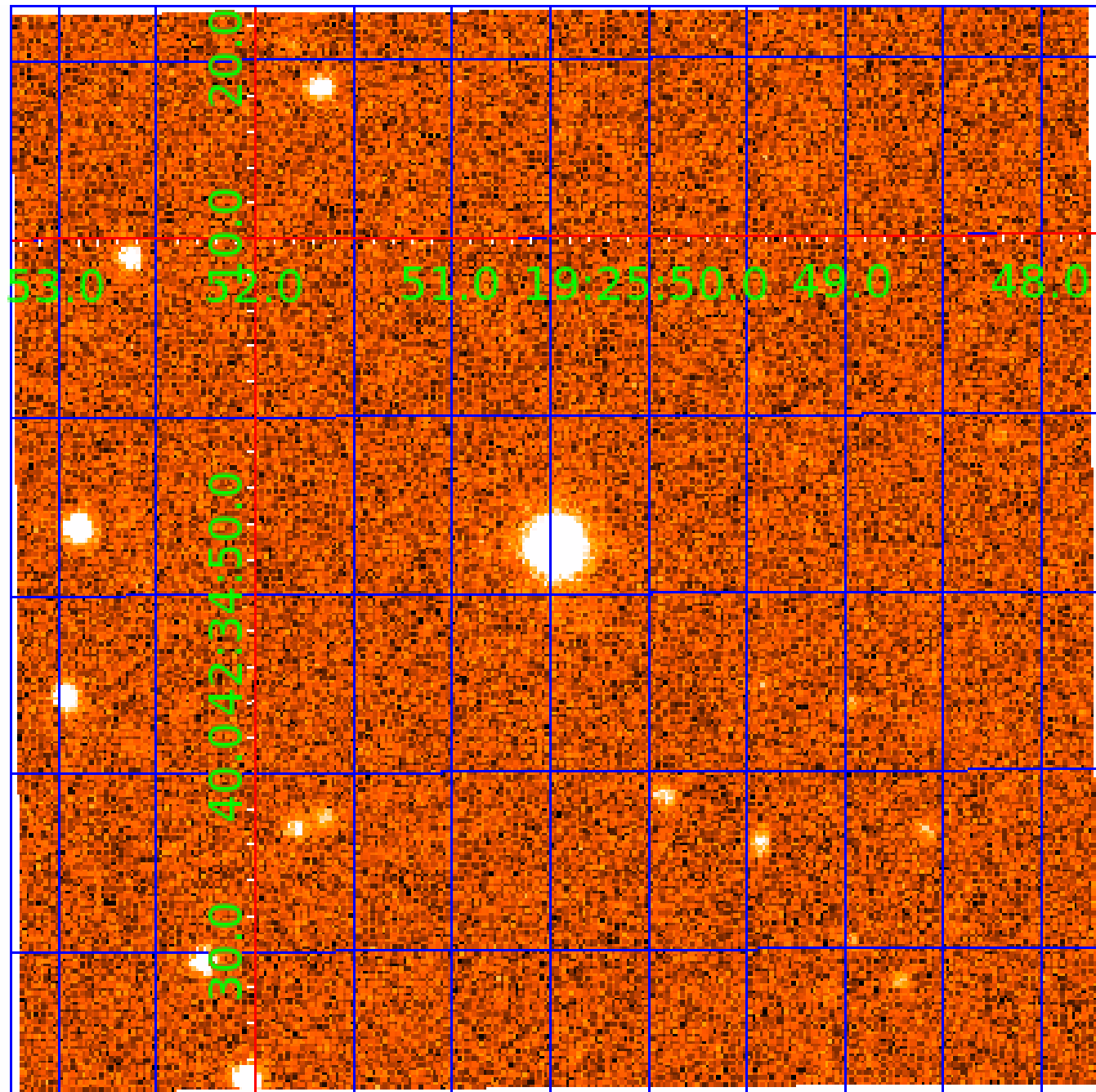


white \times : KIC target position; $+$: OOT centroid; \triangle : difference centroid. red \times : large negative pixel value.



UKIRT Image

Declination



KIC 007032568

Q1-17 DR25 TCE Parameters

TCE	Run Type	KOI?	Period (Days)	Epoch (BKJD)	Depth (ppm)	Duration (Hours)	MES	SNR	R_{\star} (R_{\odot})	T_{\star} (K)	R_p (R_{\oplus})	S_p (S_{\oplus})
007032568-01	OBS	7576.01	0.566745	131.863691	8.3	4.257	10.8	6.1	1.60	6432	0.48	22269.85
007032568-02	OBS	No	41.560053	137.460995	891.9	1.500	13.2	-1.0	1.60	6432	4.83	72.56
007032568-03	OBS	No	9.546482	139.949163	219.3	2.039	10.7	17.2	1.60	6432	2.55	515.75
007032568-04	OBS	No	14.781830	144.640319	328.0	0.907	12.8	17.0	1.60	6432	2.98	287.91
007032568-05	OBS	No	10.666586	138.139144	314.5	1.062	11.5	15.5	1.60	6432	3.06	444.84
007032568-06	OBS	No	5.362929	136.700762	254.5	0.614	10.9	15.0	1.60	6432	2.67	1112.67
007032568-08	OBS	No	3.628291	132.176619	817.6	1.500	13.4	-1.0	1.60	6432	4.63	1873.40

Robovetter Results

TCE	Run Type	Disp	Score	N	S	C	E	Comments
007032568-01	OBS	FP	0.00	1	0	1	1	LPP_DV—CENT_UNRESOLVED_OFFSET—EPHEM_MATCH
007032568-02	OBS	FP	0.00	1	0	0	0	INDIV_TRANS_RUBBLE—TRANS_GAPPED—LPP_DV—NO_FITS—CENT_NOFITS
007032568-03	OBS	FP	0.00	1	0	0	0	INDIV_TRANS_RUBBLE—TRANS_GAPPED—LPP_DV—MOD_NONUNIQ_DV—CENT_FEW_DIFFS
007032568-04	OBS	FP	0.00	1	0	0	0	INDIV_TRANS_RUBBLE—TRANS_GAPPED—LPP_DV—MOD_NONUNIQ_DV—CENT_FEW_DIFFS
007032568-05	OBS	FP	0.00	1	0	0	0	INDIV_TRANS_RUBBLE_TRACKER—TRANS_GAPPED—LPP_DV—MOD_NONUNIQ_DV—MOD_TER_DV—CENT_FEW_DIFFS
007032568-06	OBS	FP	0.00	1	0	1	0	INDIV_TRANS_RUBBLE—TRANS_GAPPED—LPP_DV—MOD_NONUNIQ_DV—CENT_FEW_DIFFS—HALO_GHOST
007032568-08	OBS	FP	0.00	1	0	0	0	INDIV_TRANS_RUBBLE—TRANS_GAPPED—LPP_DV—NO_FITS—CENT_NOFITS

Notes: OBS = Observed. INJ = Injected. INV = Inverted. SCR = Scrambled.

N = Not Transit-Like. S = Stellar Eclipse. C = Centroid Offset. E = Ephemeris Match.

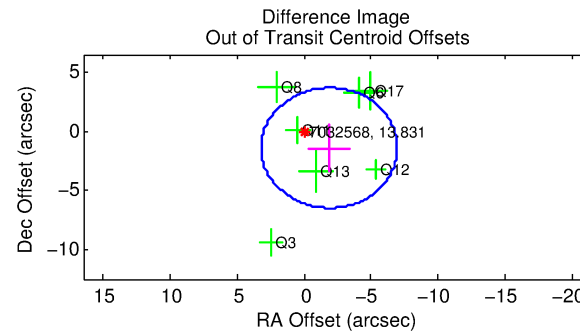
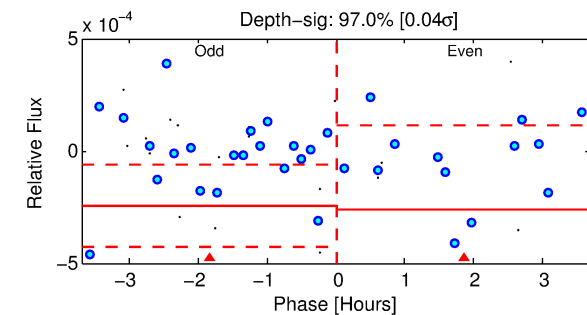
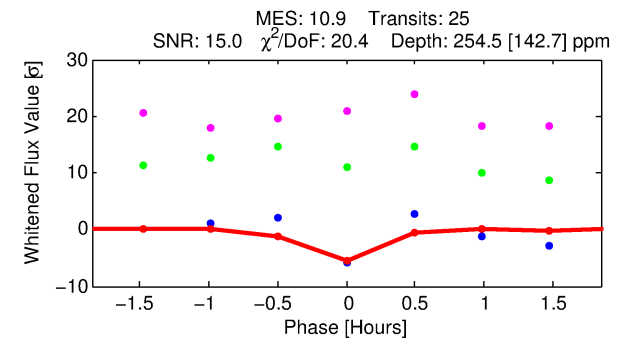
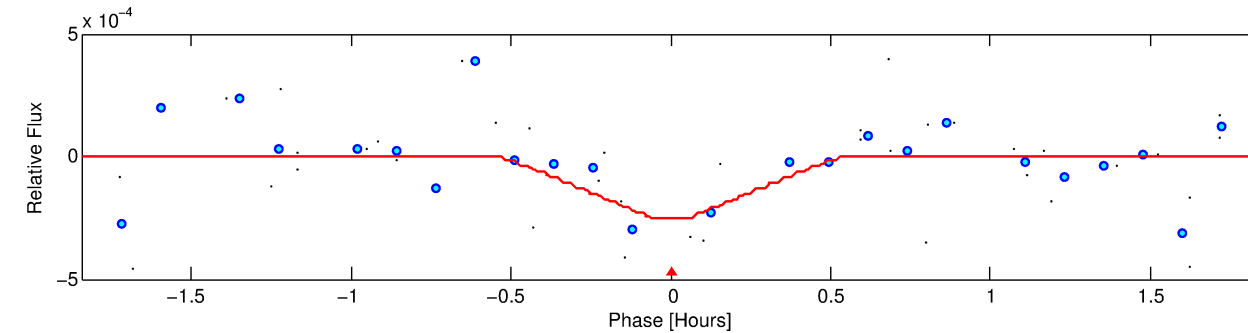
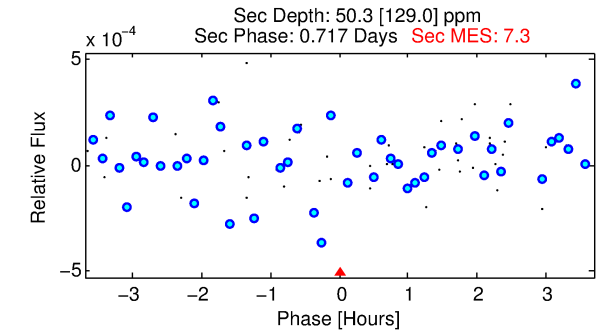
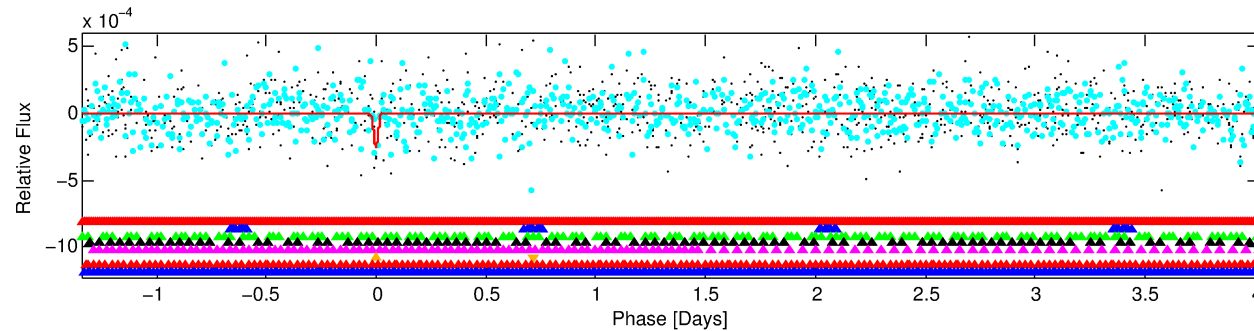
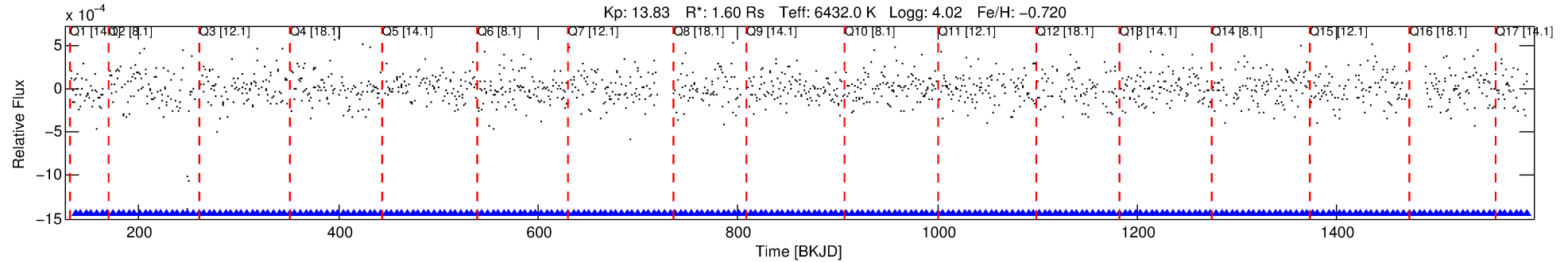
See http://exoplanetarchive.ipac.caltech.edu/docs/API_kepcandidate_columns.html#proj_disp_col for comment definitions.

Ephemeris Match Information For 007032568-06

No Significant Match Found

DV One-Page Summary

KIC: 7032568 Candidate: 6 of 8 Period: 5.363 d
KOI: K07576 Corr: No Ephemeris Match



DV Fit Results:

Period = 5.36293 [0.00005] d
Epoch = 136.7008 [0.0065] BKJD
Rp/R* = 0.0152 [0.1500]
a/R* = 63.97 [3548.49]
b = 0.33 [145.46]
Seff = 1112.67 [732.57]
Teq = 1473 [242] K
Rp = 2.67 [26.26] Re
a = 0.0595 [0.0233] AU
Ag = 13.77 [273.39] [0.05 σ]
Teffp = 4386 [21758] K [0.13 σ]

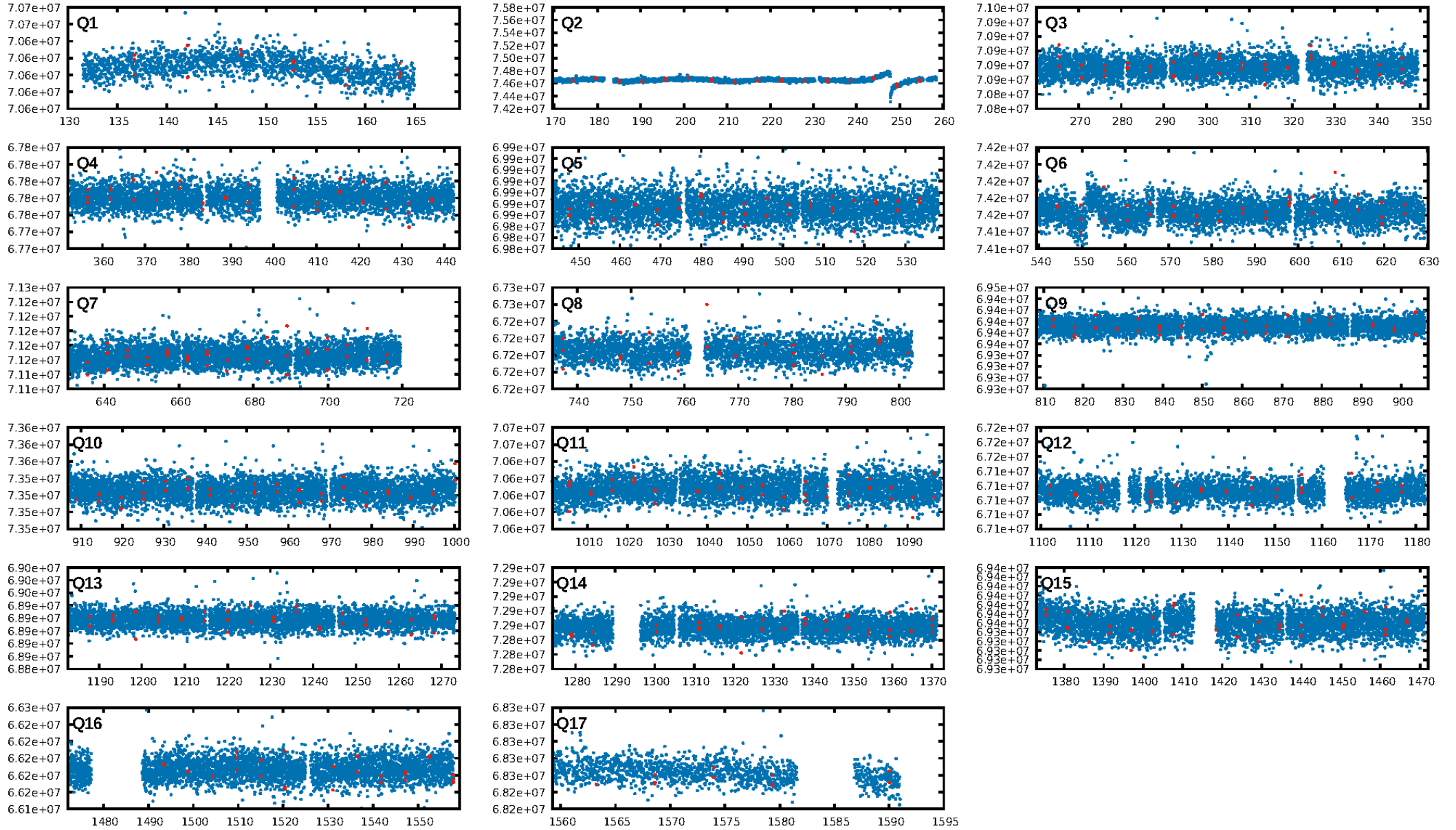
DV Diagnostic Results:

ShortPeriod-sig: 100.0% [25.68 σ]
LongPeriod-sig: 100.0% [9.23 σ]
ModelChiSquare2-sig: 0.0%
ModelChiSquareGof-sig: 0.0%
Bootstrap-pfa: N/A
RollingBand-fgt: 1.00 [23/23]
GhostDiagnostic-chr: 0.1222
Centroid-sig: N/A
Centroid-so: 0.342 arcsec [0.62 σ]
OotOffset-rm: 2.346 arcsec [1.38 σ]
KicOffset-rm: 2.389 arcsec [1.42 σ]
OotOffset-st: 1/2/2/2 [7]
KicOffset-st: 1/2/2/2 [7]
DiffImageQuality-fgm: 0.14 [1/7]
DiffImageOverlap-fno: 0.00 [0/17]

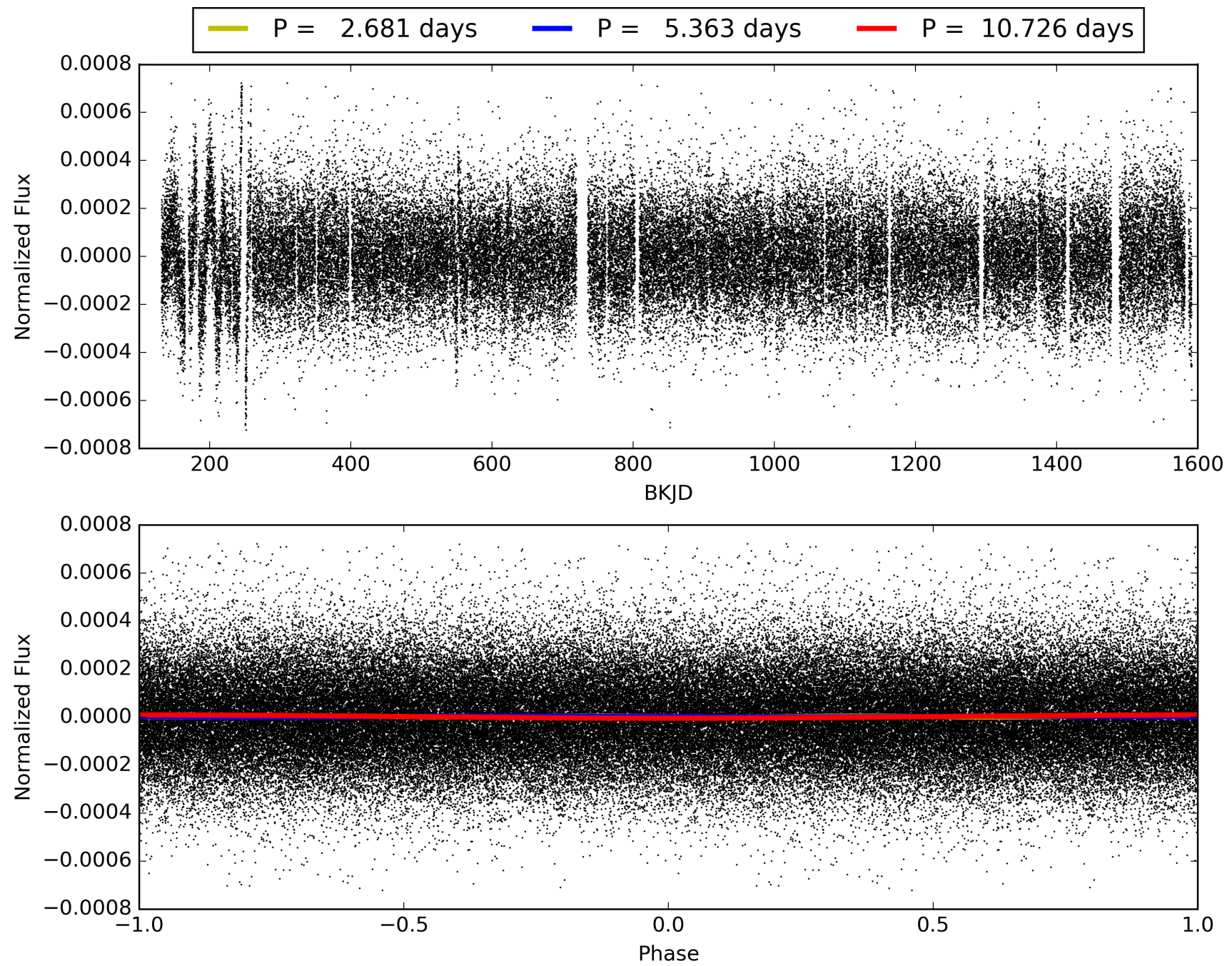
Software Revision: svn+ssh://murzim/repo/soc/tags/release/9.3.42@60958 -- Date Generated: 30-Jan-2016 14:42:21 Z

This Data Validation Report Summary was produced in the Kepler Science Operations Center Pipeline at NASA Ames Research Center

TCE 007032568-06, PDC Light Curves

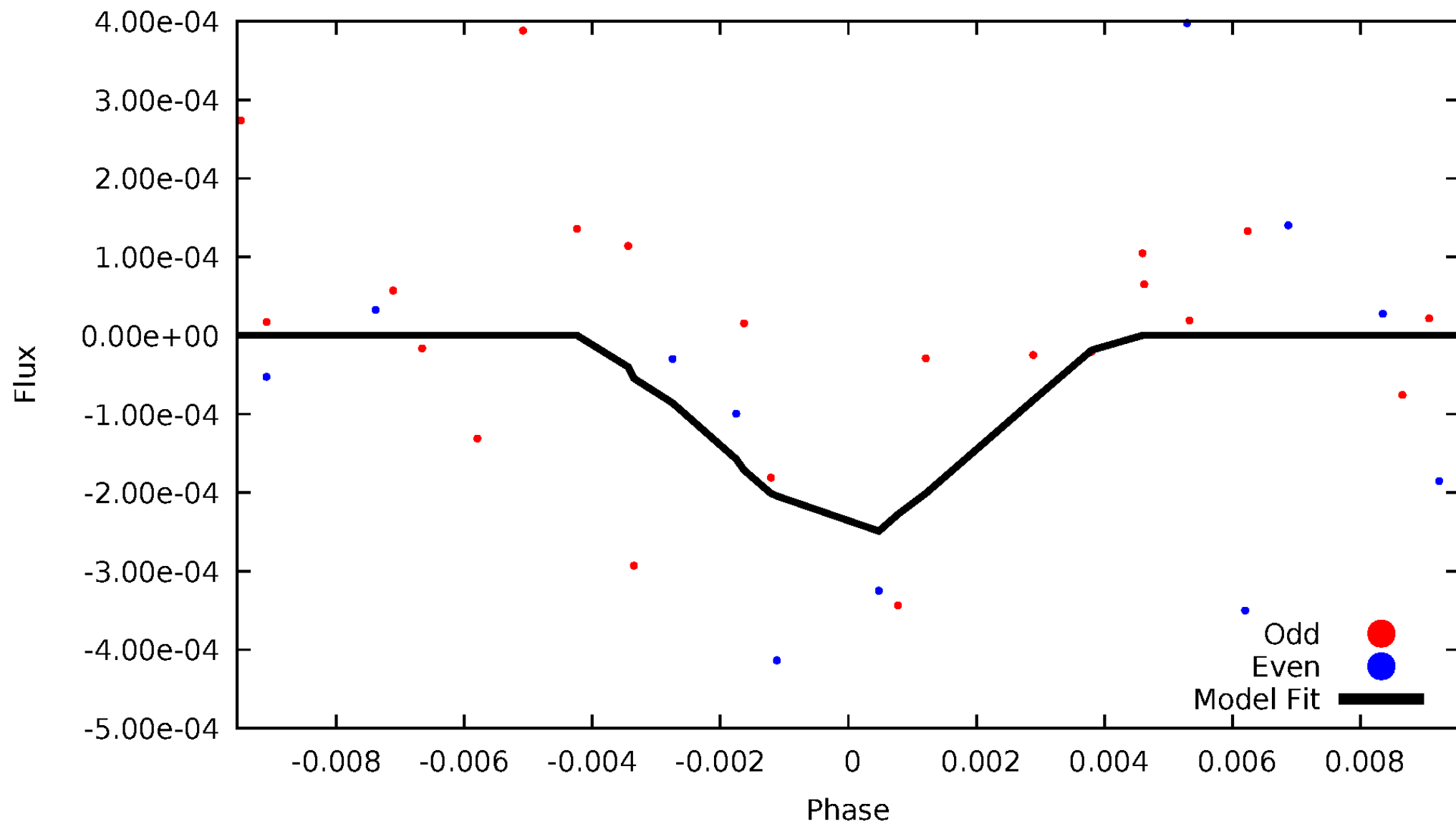


TCE 007032568-06



DV Odd/Even

TCE 007032568-06

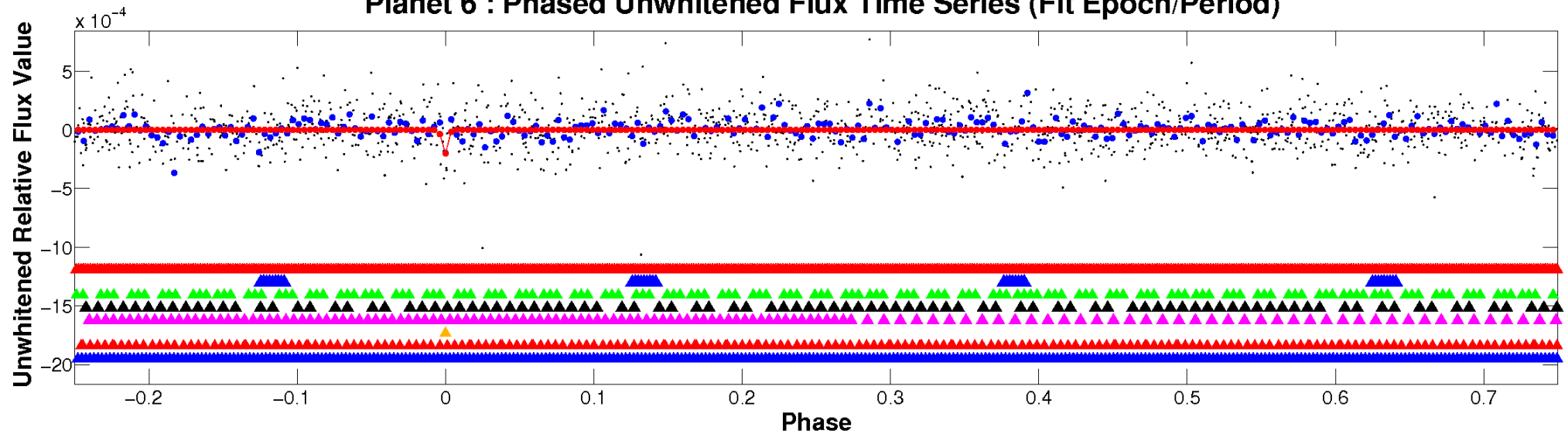


ALT Odd/Even

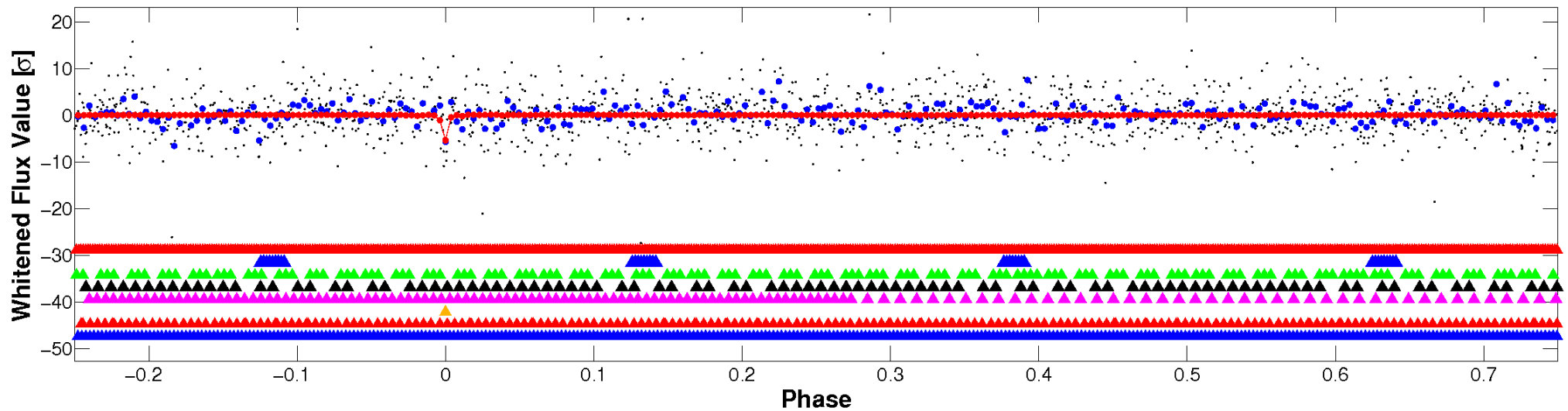
This plot does not exist for this TCE.

Non-Whitened Vs. Whitened Light Curve

Planet 6 : Phased Unwhitened Flux Time Series (Fit Epoch/Period)

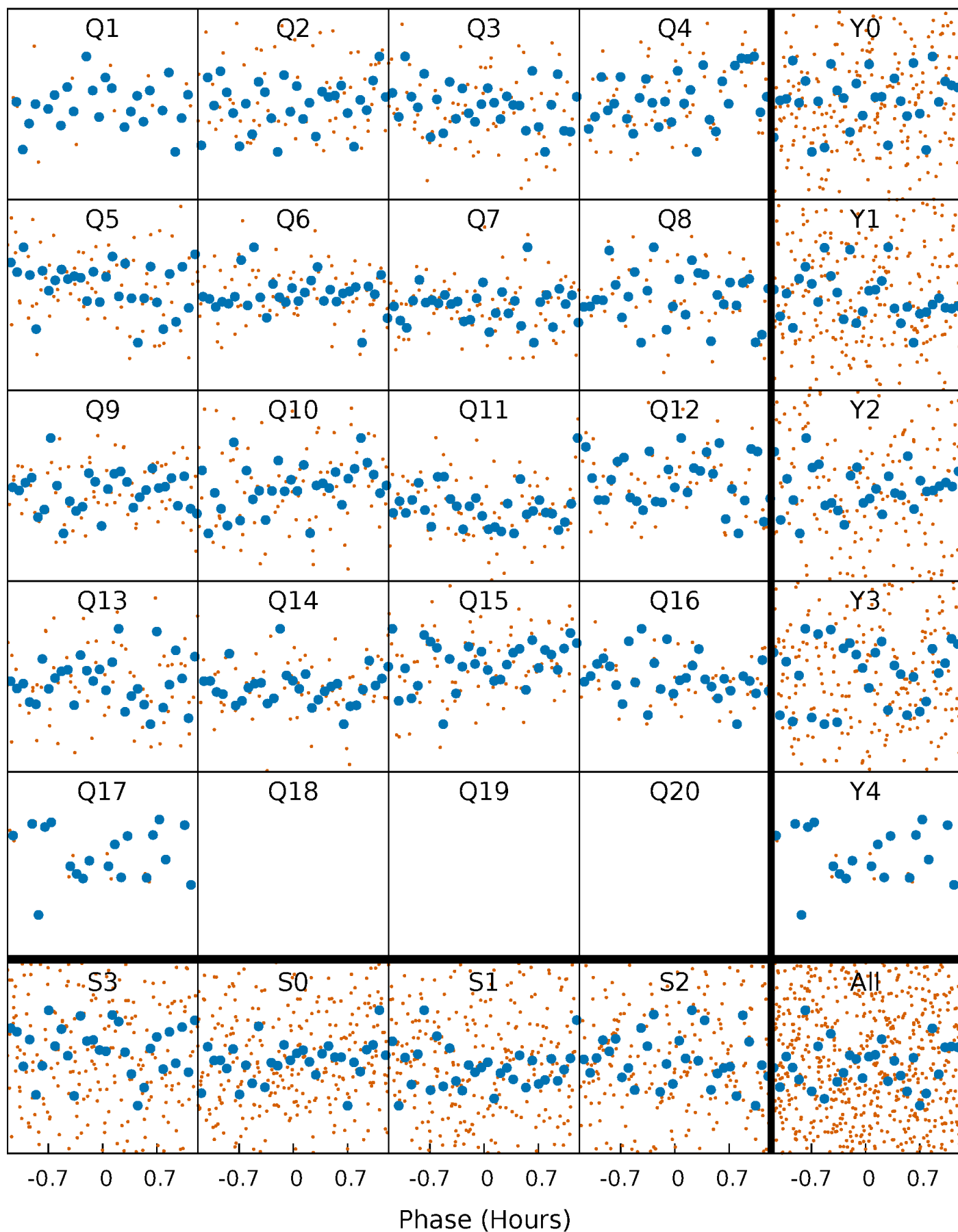


Planet 6 : Phased Whitened Flux Time Series (Fit Epoch/Period)



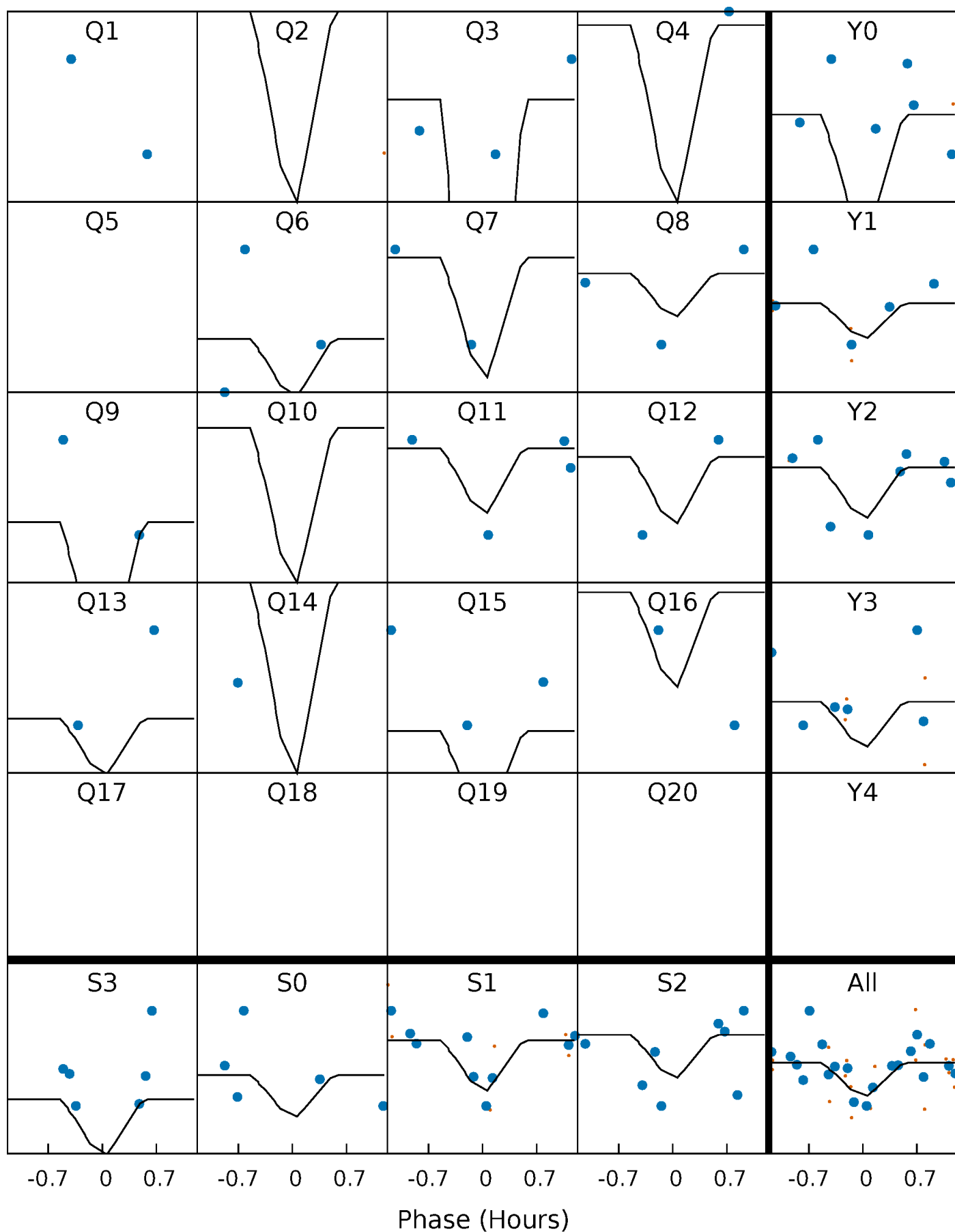
PDC Quarter-Phased Transit Curves

TCE 007032568-06 P= 5.362929 Days $T_0=136.700762$ (BKJD)



DV Quarter-Phased Transit Curves

TCE 007032568-06 P= 5.362929 Days $T_0=136.700762$ (BKJD)

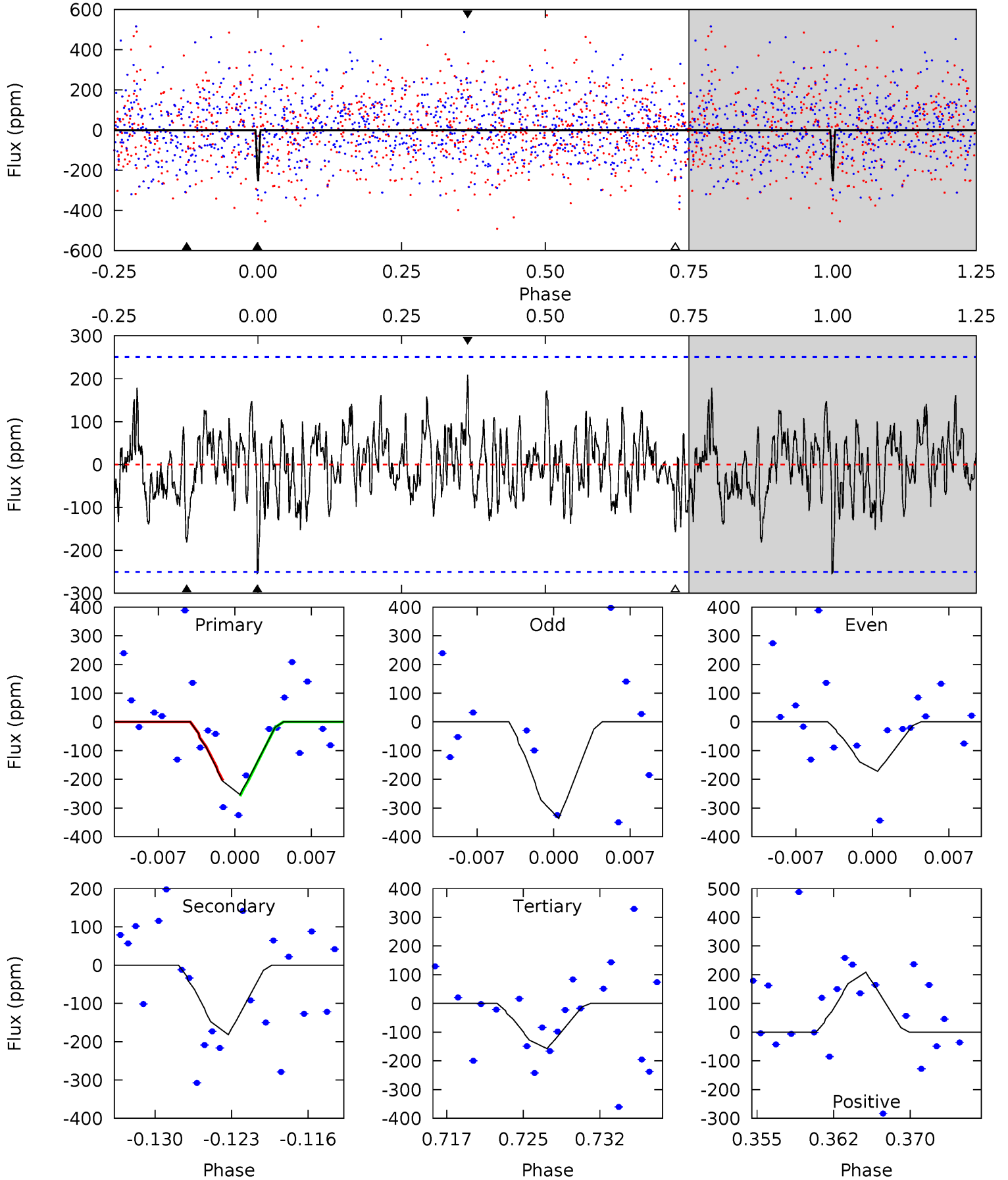


This plot does not exist for this TCE.

DV Model-Shift Uniqueness Test

007032568-06, P = 5.362929 Days, E = 131.337833 Days

Pri	Sec	Ter	Pos	FA ₁	FA ₂	F _{Red}	Pri-Ter	Pri-Pos	Sec-Ter	Sec-Pos	Odd-Evn	DMM	Shape	TAT
5.15	3.69	3.20	4.24	5.09	2.69	1.30	1.95	0.91	0.49	-0.55	1.68	0	0.45	0.55



Alt Model-Shift Uniqueness Test

This plot does not exist for this TCE.

Stellar Parameters For KIC 007032568

	$T_{\text{eff}}(K)$	$\log(g)$	[Fe/H]	R (R_{\odot})	M (M_{\odot})	p_{\star} ($\text{g}\cdot\text{cm}^{-3}$)
	6432^{+175}_{-214}	$4.018^{+0.385}_{-0.165}$	$-0.720^{+0.300}_{-0.300}$	$1.603^{+0.413}_{-0.620}$	$0.977^{+0.134}_{-0.122}$	$0.334^{+1.020}_{-0.154}$
	+3%/-3%	+10%/-4%	+42%/-42%	+26%/-39%	+14%/-12%	+305%/-46%
Source	PHO1	KIC0	KIC0	DSEP		

KIC = Kepler Input Catalog; PHO = Photometry; SPE = Spectroscopy; AST = Asteroseismology
 TRA = Transits; DESP = Dartmouth Models; MULT = Multiple Models

Secondary Eclipse Parameters for KIC 007032568-06 / KOI

Detrend	Depth (ppm)	R_p (R_{\oplus})	T_{max} (K)	T_{obs} (K)	A_{obs}
DV	-182 ± 49	$17.47^{+19.39}_{-12.03}$	2031^{+151}_{-204}	2816^{+1471}_{-4779}	$1.126^{+11.091}_{-0.863}$
Alt.	N/A	N/A	N/A	N/A	N/A

T_{max} = Theoretical Maximum Planetary Temperature

T_{obs} = Observed Planetary Temperature (Assuming $A=0.3$)

A_{obs} = Observed Albedo (Assuming $T=0$)

If a secondary eclipse is present, the system is likely an EB if $T_{\text{obs}} \gg T_{\text{max}}$ AND $A_{\text{obs}} \gg 1.0$

DV Centroid Data

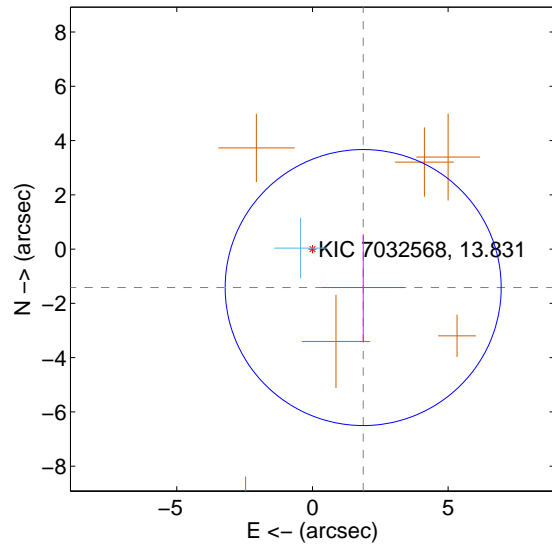
Supplemental centroid analysis for 007032568-06. Kepler magnitude: 13.83. Transit SNR 15.02

There are 1 quarters with good PRF difference image offsets

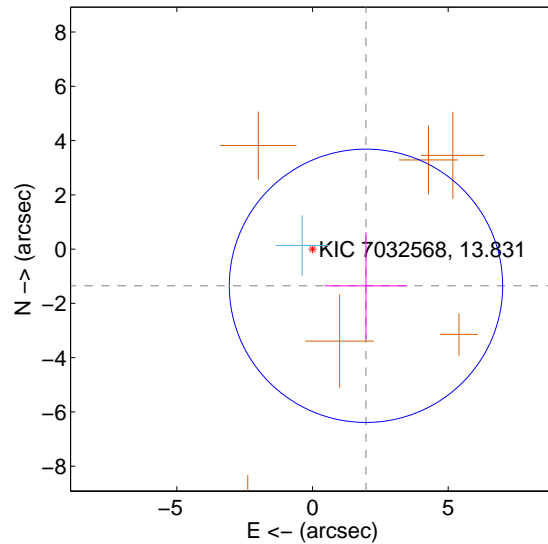
The direct PRF centroid is offset from the target star catalog position by about 0.18 arcsec

	Distance in arcsec	Distance / σ	Δ RA	Δ Dec
PRF-fit source offset from OOT	2.346 ± 1.695	1.38	-1.870 ± 1.518	-1.417 ± 1.966
PRF-fit source offset from KIC position	2.389 ± 1.679	1.42	-1.970 ± 1.519	-1.352 ± 1.975
photometric centroid source offset	0.34 ± 0.55	0.62	-0.23 ± 0.58	-0.25 ± 0.53

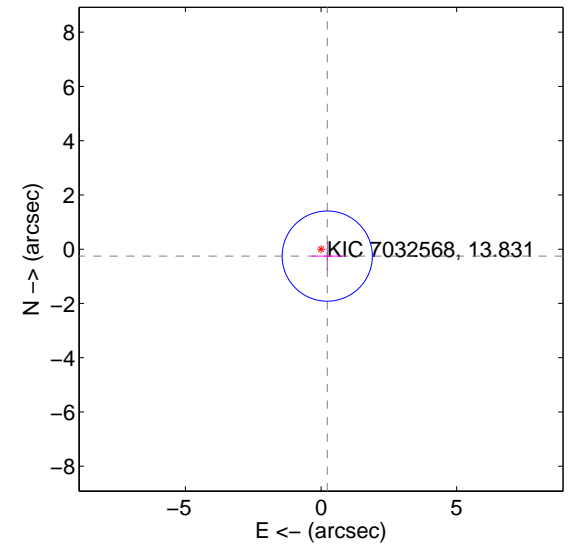
offset from difference PRF-fit to OOT PRF-fit



offset from difference PRF-fit to KIC position

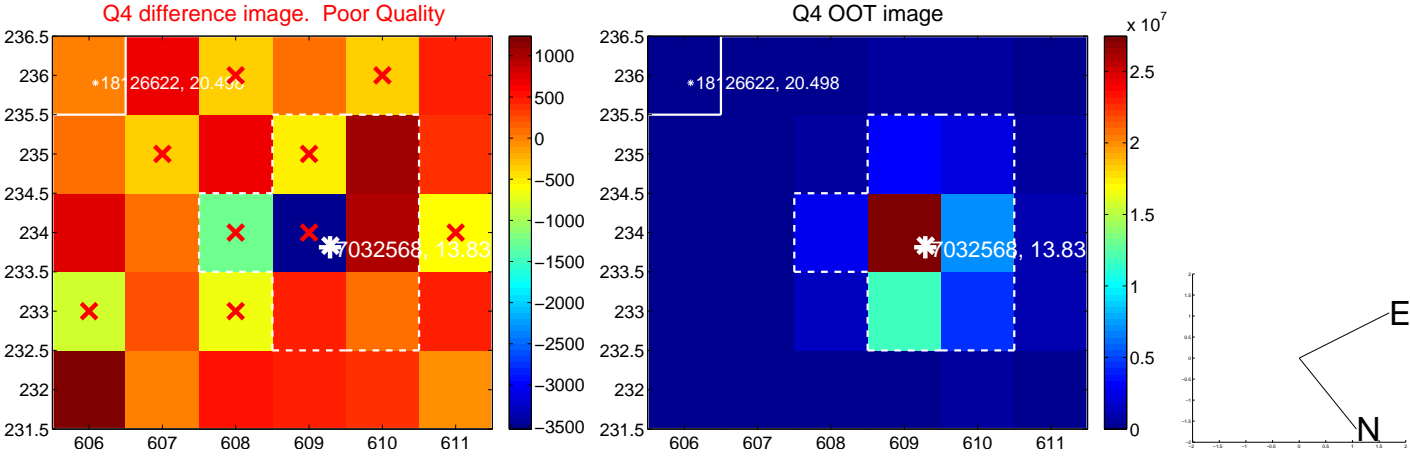
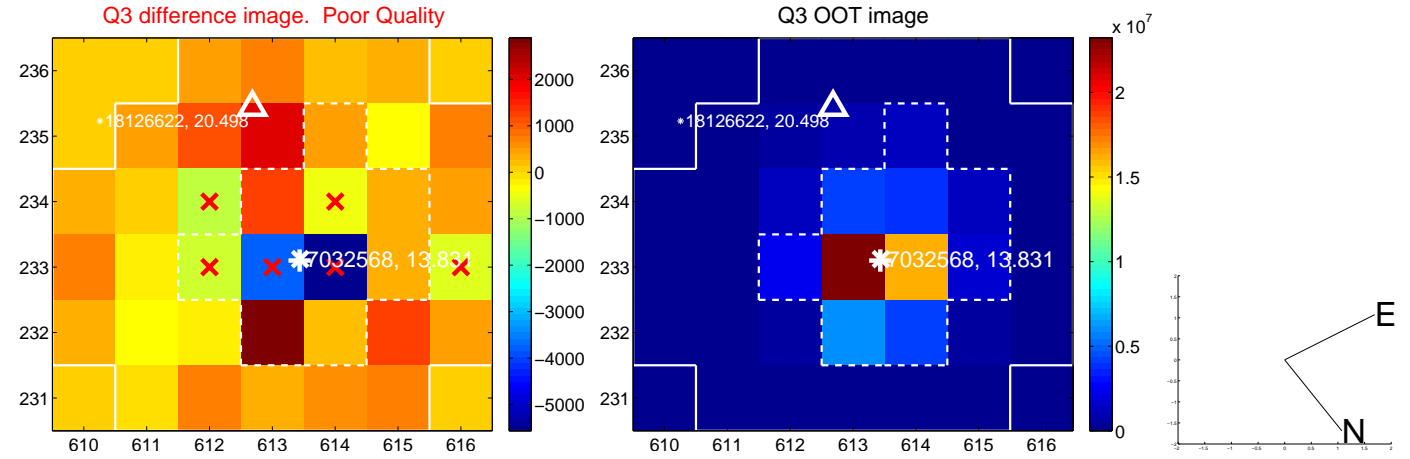
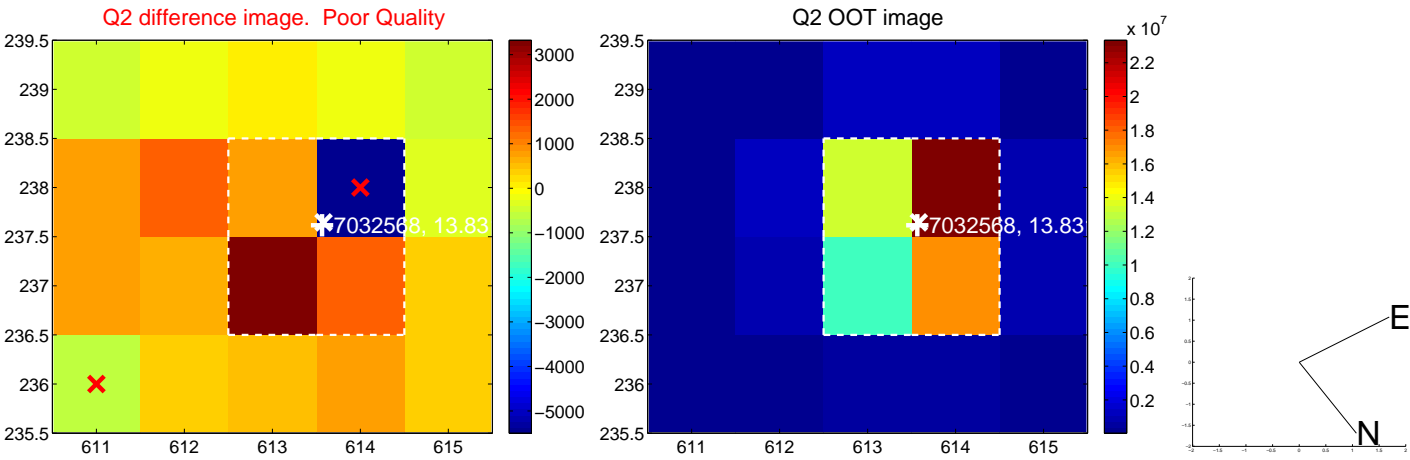
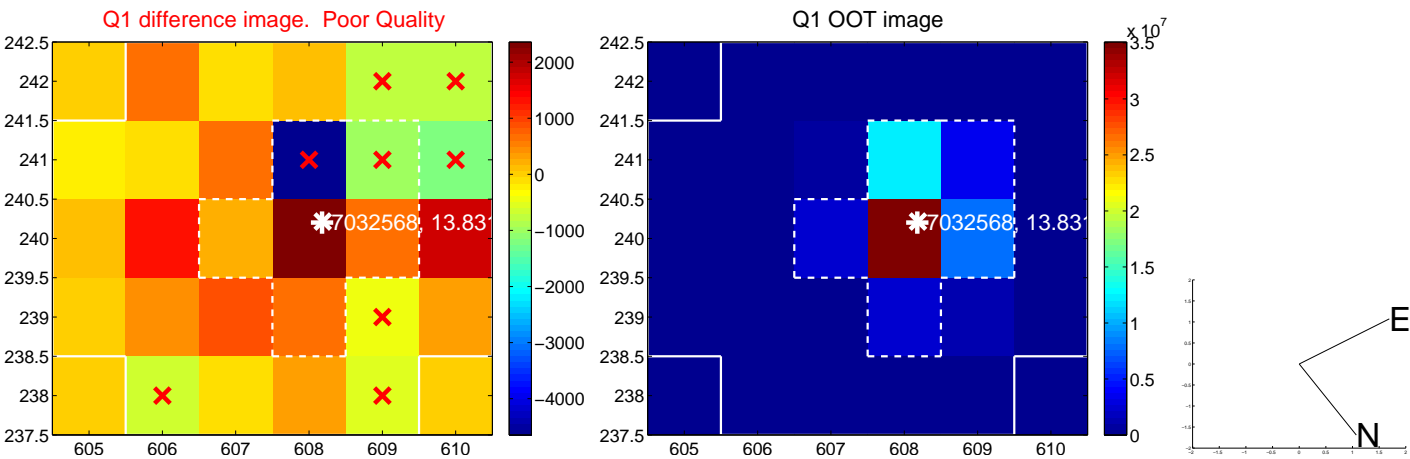


offset from photometric centroids

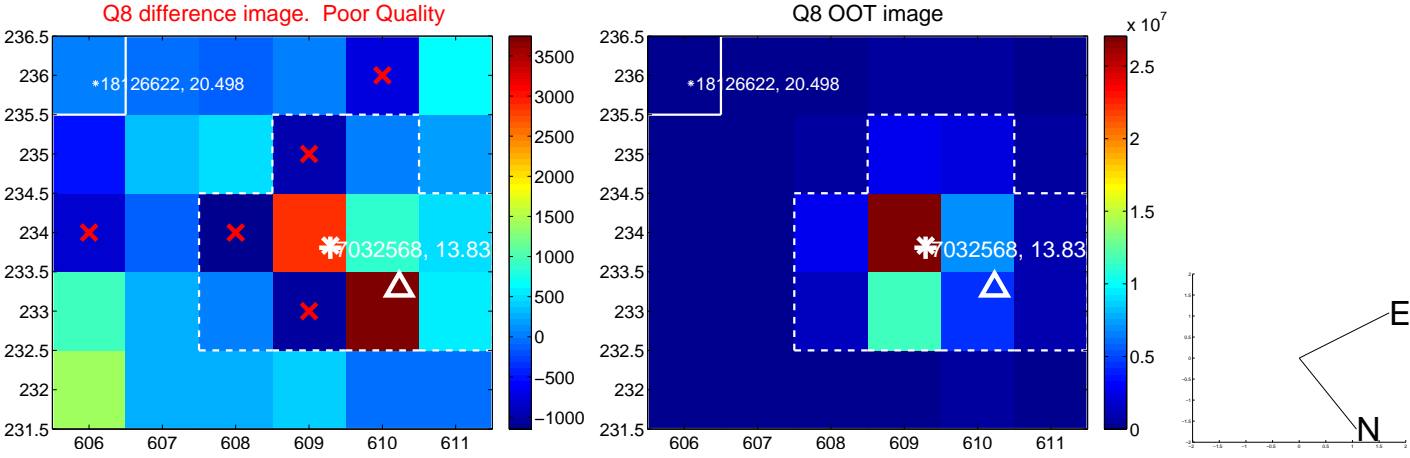
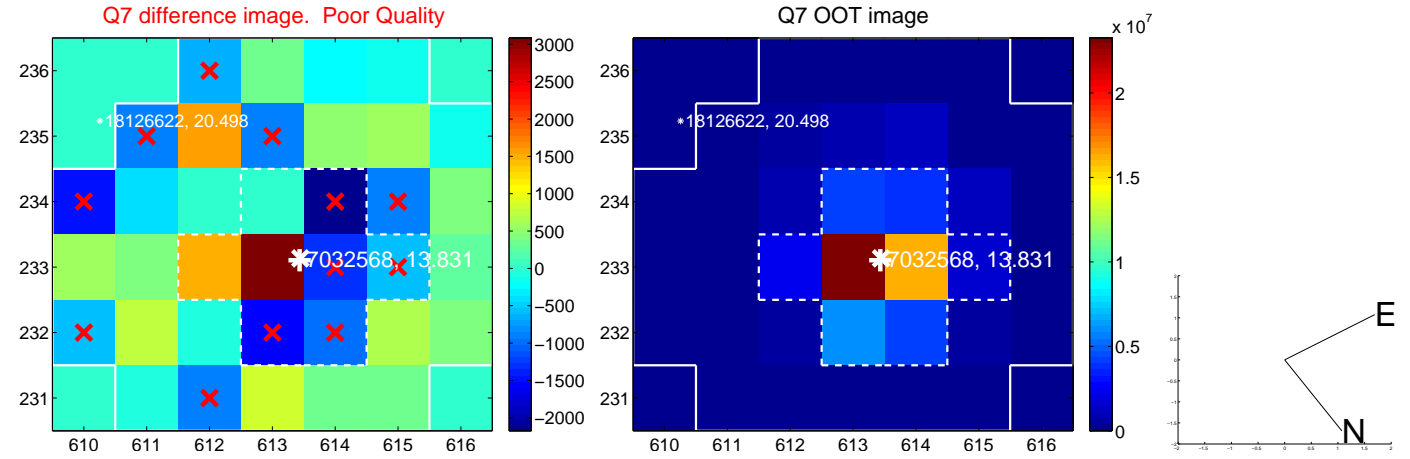
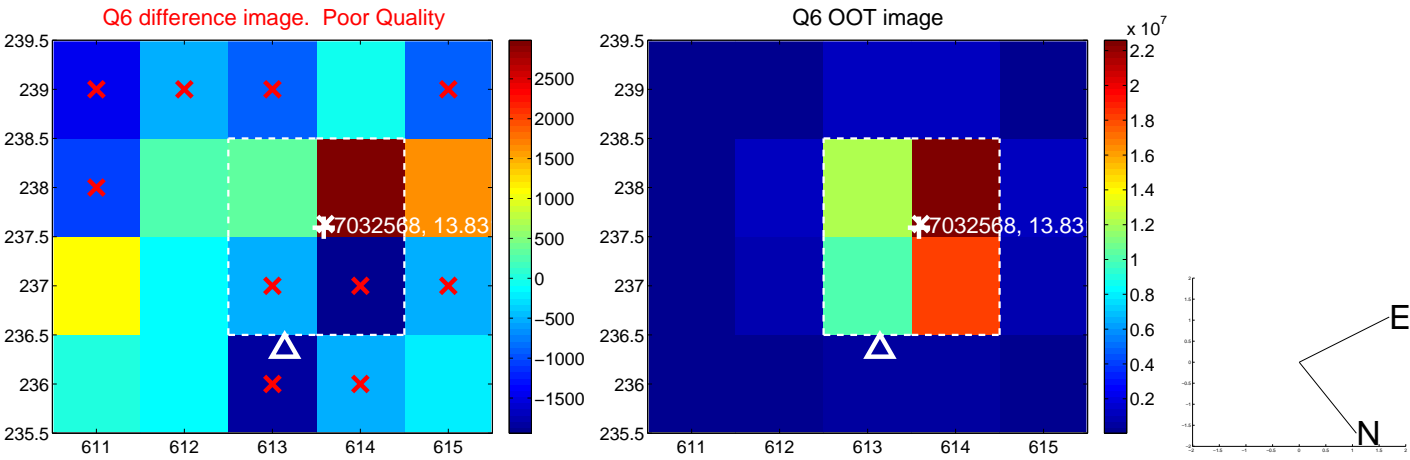
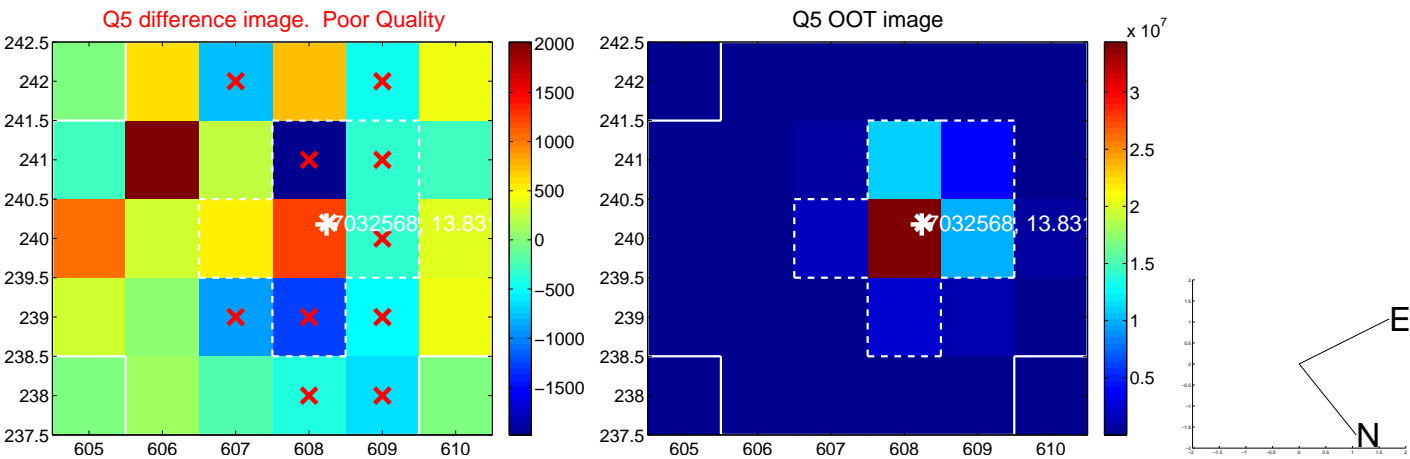


Centroid source offsets from the target star reconstructed from PRF and photometric centroids. **Sky blue crosses: good quarterly centroid offsets; Vermillion crosses: bad quarterly centroid offsets**; magenta cross: average over quarters. Length of the crosses: one- σ uncertainty. Blue circle: three- σ . Red *: target star. Blue *: Other stars. Text next to a star gives its KIC ID and kepmag. KIC IDs > 15,000,000 are from the UKIRT catalog.

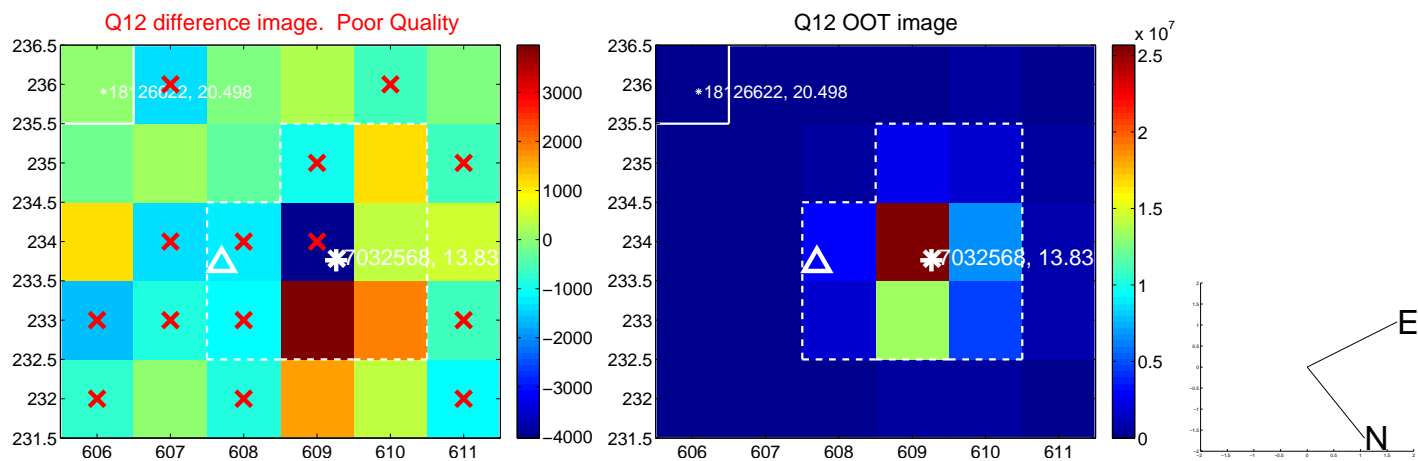
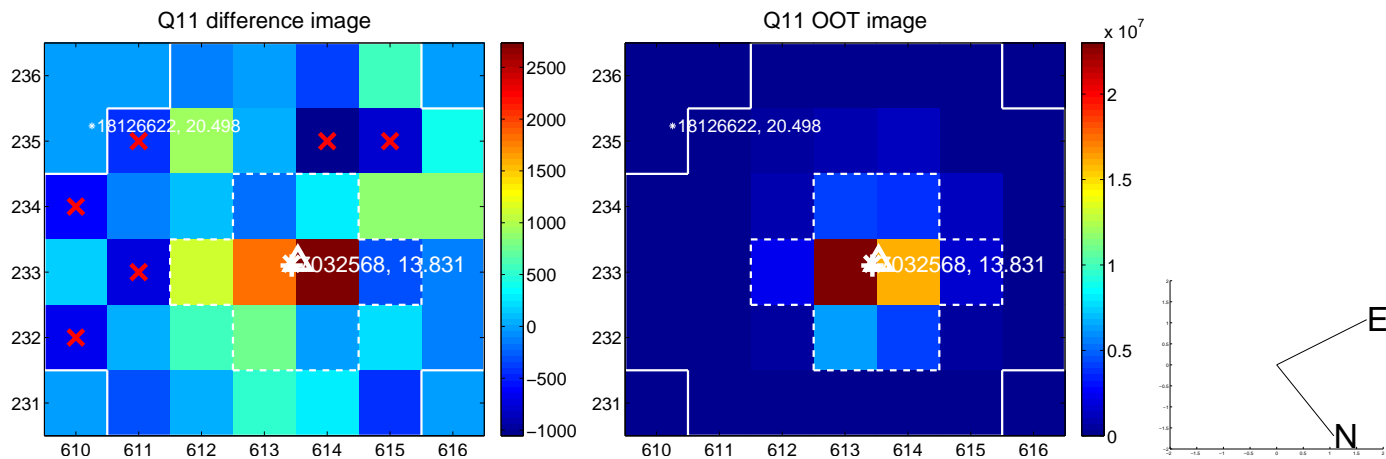
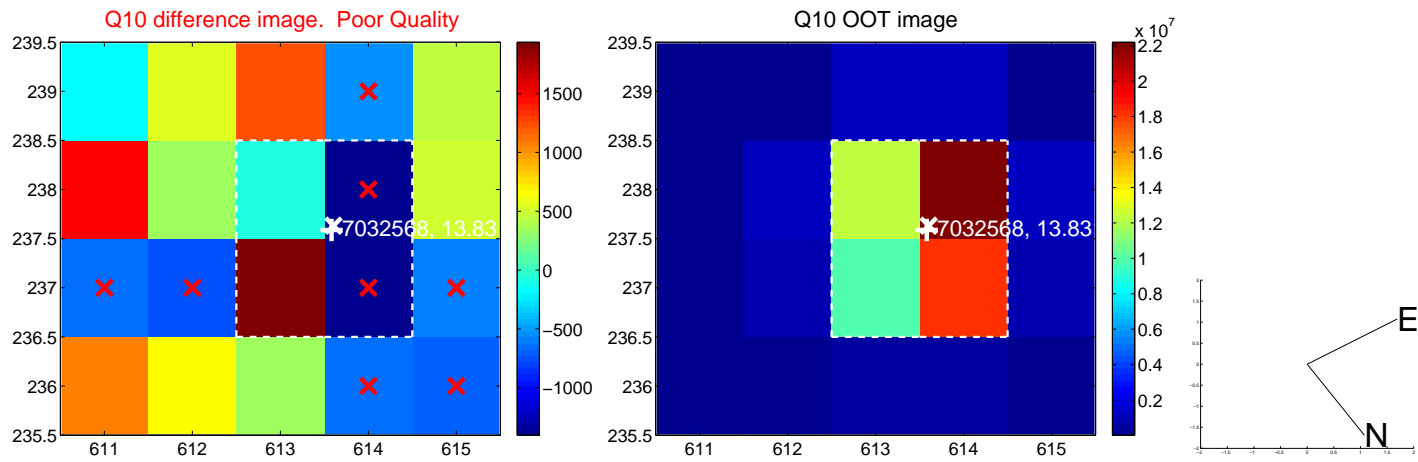
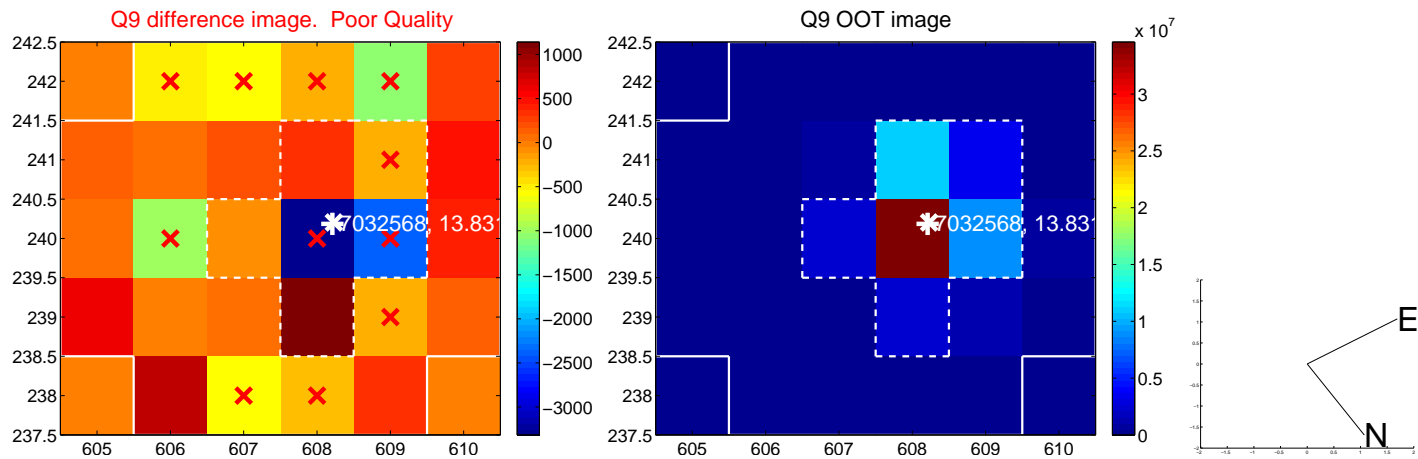
white \times : KIC target position; +: OOT centroid; \triangle : difference centroid. red \times : large negative pixel value.



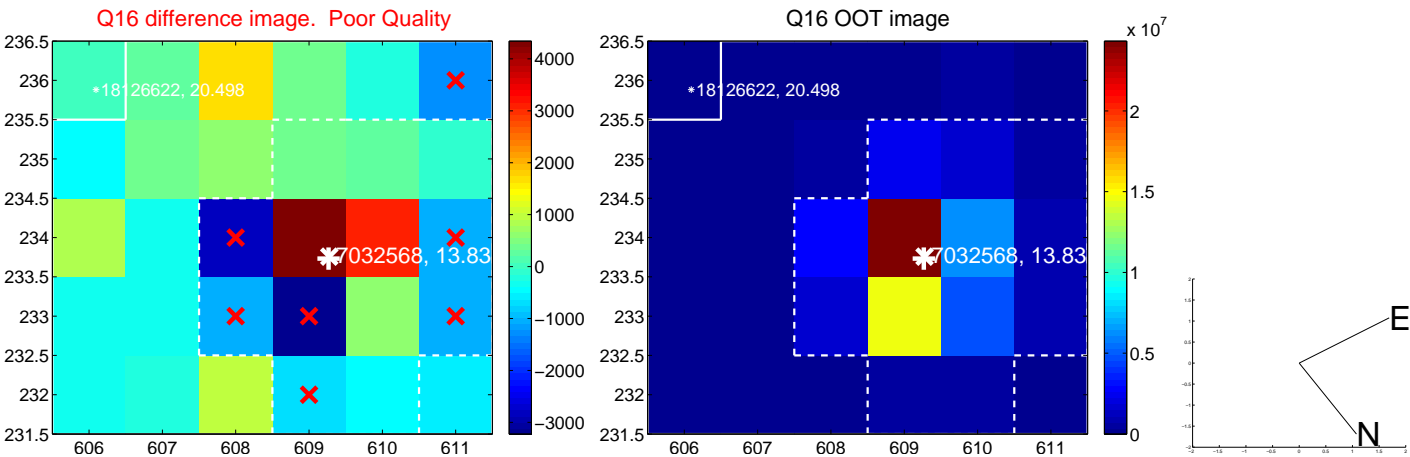
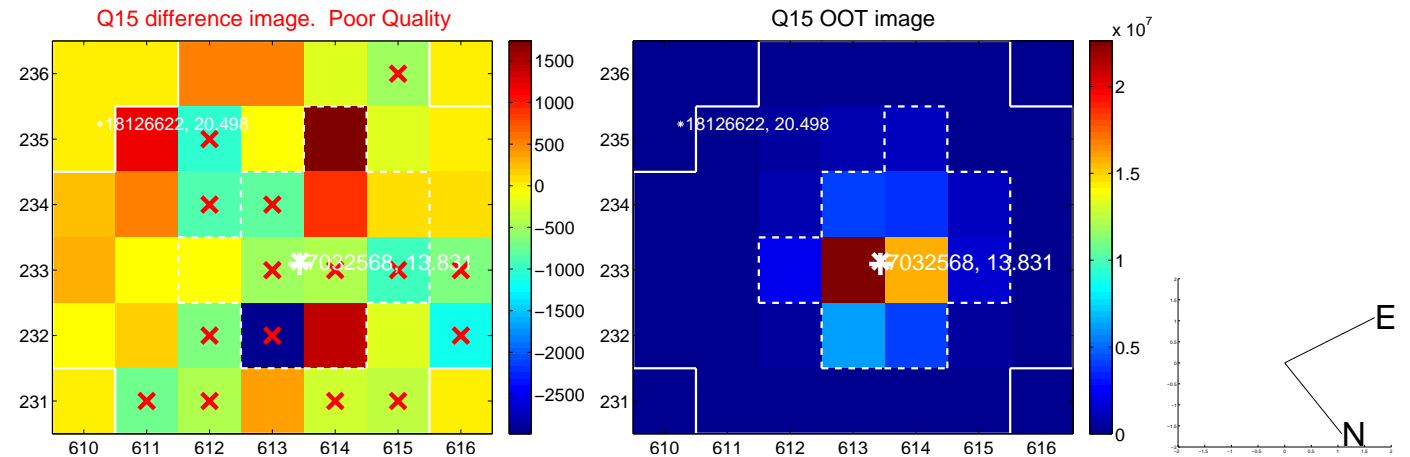
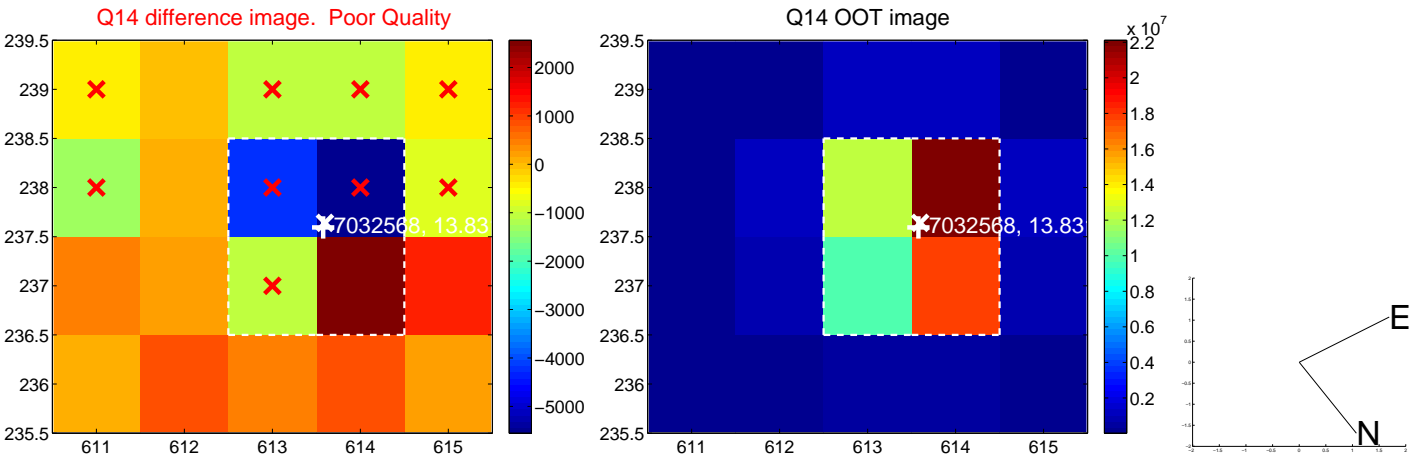
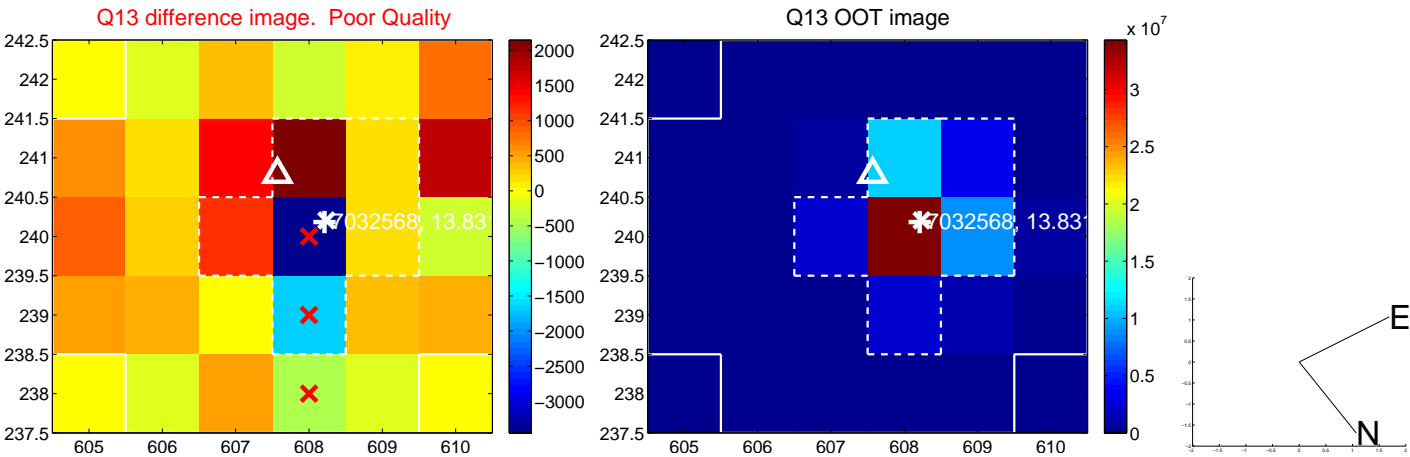
white \times : KIC target position; +: OOT centroid; \triangle : difference centroid. red \times : large negative pixel value.



white \times : KIC target position; +: OOT centroid; \triangle : difference centroid. red \times : large negative pixel value.

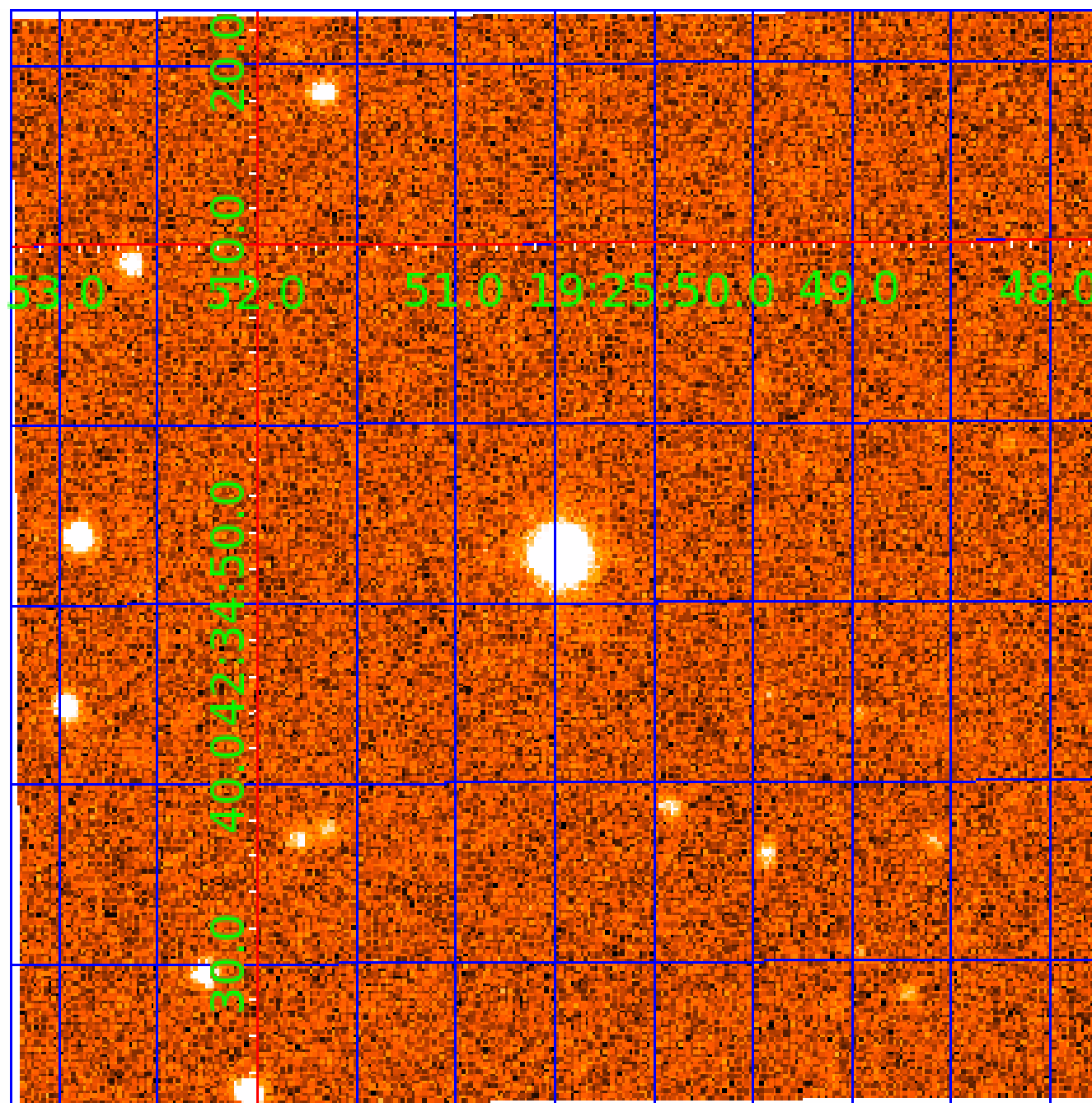


white \times : KIC target position; +: OOT centroid; \triangle : difference centroid. red \times : large negative pixel value.



UKIRT Image

Declination



KIC 007032568

Q1-17 DR25 TCE Parameters

TCE	Run Type	KOI?	Period (Days)	Epoch (BKJD)	Depth (ppm)	Duration (Hours)	MES	SNR	R_{\star} (R_{\odot})	T_{\star} (K)	R_p (R_{\oplus})	S_p (S_{\oplus})
007032568-01	OBS	7576.01	0.566745	131.863691	8.3	4.257	10.8	6.1	1.60	6432	0.48	22269.85
007032568-02	OBS	No	41.560053	137.460995	891.9	1.500	13.2	-1.0	1.60	6432	4.83	72.56
007032568-03	OBS	No	9.546482	139.949163	219.3	2.039	10.7	17.2	1.60	6432	2.55	515.75
007032568-04	OBS	No	14.781830	144.640319	328.0	0.907	12.8	17.0	1.60	6432	2.98	287.91
007032568-05	OBS	No	10.666586	138.139144	314.5	1.062	11.5	15.5	1.60	6432	3.06	444.84
007032568-06	OBS	No	5.362929	136.700762	254.5	0.614	10.9	15.0	1.60	6432	2.67	1112.67
007032568-08	OBS	No	3.628291	132.176619	817.6	1.500	13.4	-1.0	1.60	6432	4.63	1873.40

Robovetter Results

TCE	Run Type	Disp	Score	N	S	C	E	Comments
007032568-01	OBS	FP	0.00	1	0	1	1	LPP_DV—CENT_UNRESOLVED_OFFSET—EPHEM_MATCH
007032568-02	OBS	FP	0.00	1	0	0	0	INDIV_TRANS_RUBBLE—TRANS_GAPPED—LPP_DV—NO_FITS—CENT_NOFITS
007032568-03	OBS	FP	0.00	1	0	0	0	INDIV_TRANS_RUBBLE—TRANS_GAPPED—LPP_DV—MOD_NONUNIQ_DV—CENT_FEW_DIFFS
007032568-04	OBS	FP	0.00	1	0	0	0	INDIV_TRANS_RUBBLE—TRANS_GAPPED—LPP_DV—MOD_NONUNIQ_DV—CENT_FEW_DIFFS
007032568-05	OBS	FP	0.00	1	0	0	0	INDIV_TRANS_RUBBLE_TRACKER—TRANS_GAPPED—LPP_DV—MOD_NONUNIQ_DV—MOD_TER_DV—CENT_FEW_DIFFS
007032568-06	OBS	FP	0.00	1	0	1	0	INDIV_TRANS_RUBBLE—TRANS_GAPPED—LPP_DV—MOD_NONUNIQ_DV—CENT_FEW_DIFFS—HALO_GHOST
007032568-08	OBS	FP	0.00	1	0	0	0	INDIV_TRANS_RUBBLE—TRANS_GAPPED—LPP_DV—NO_FITS—CENT_NOFITS

Notes: OBS = Observed. INJ = Injected. INV = Inverted. SCR = Scrambled.

N = Not Transit-Like. S = Stellar Eclipse. C = Centroid Offset. E = Ephemeris Match.

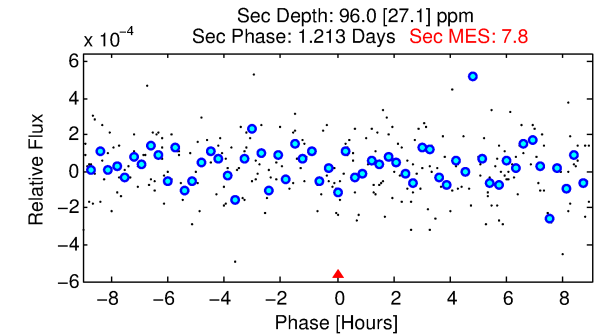
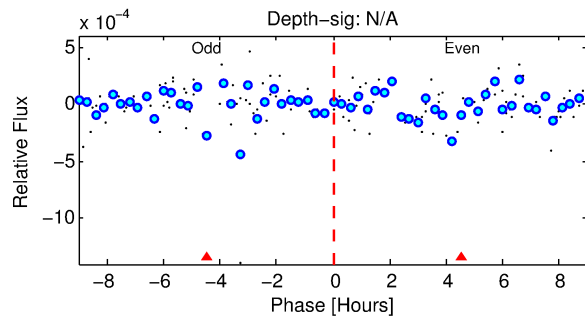
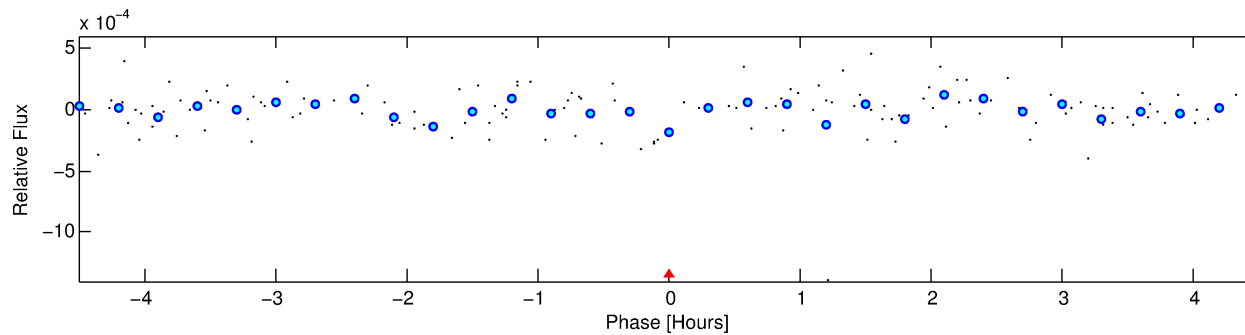
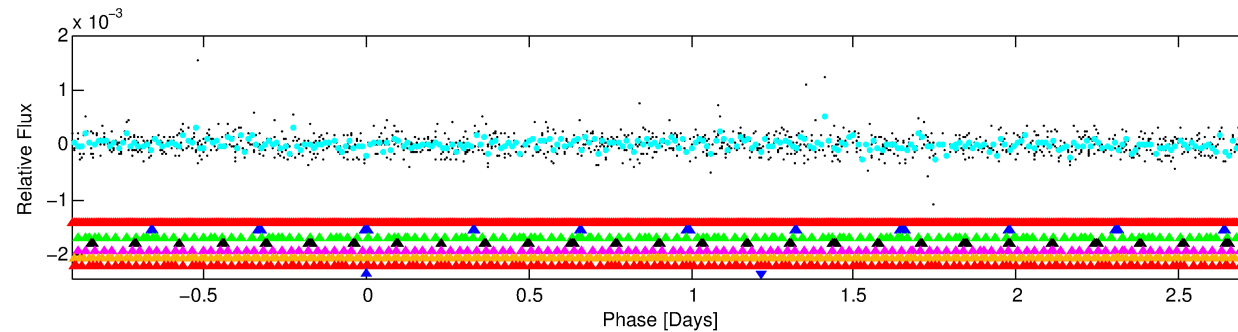
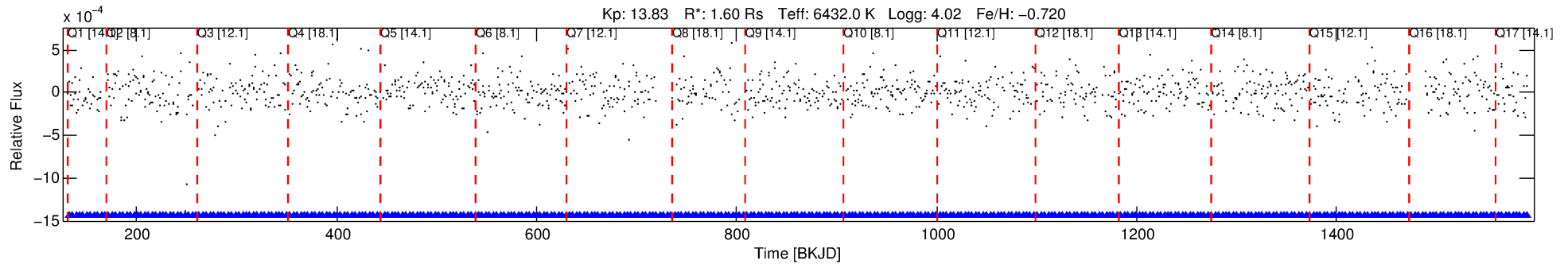
See http://exoplanetarchive.ipac.caltech.edu/docs/API_kepcandidate_columns.html#proj_disp_col for comment definitions.

Ephemeris Match Information For 007032568-08

No Significant Match Found

DV One-Page Summary

KIC: 7032568 Candidate: 8 of 8 Period: 3.628 d
KOI: K07576 Corr: No Ephemeris Match



TPS TCE Results:

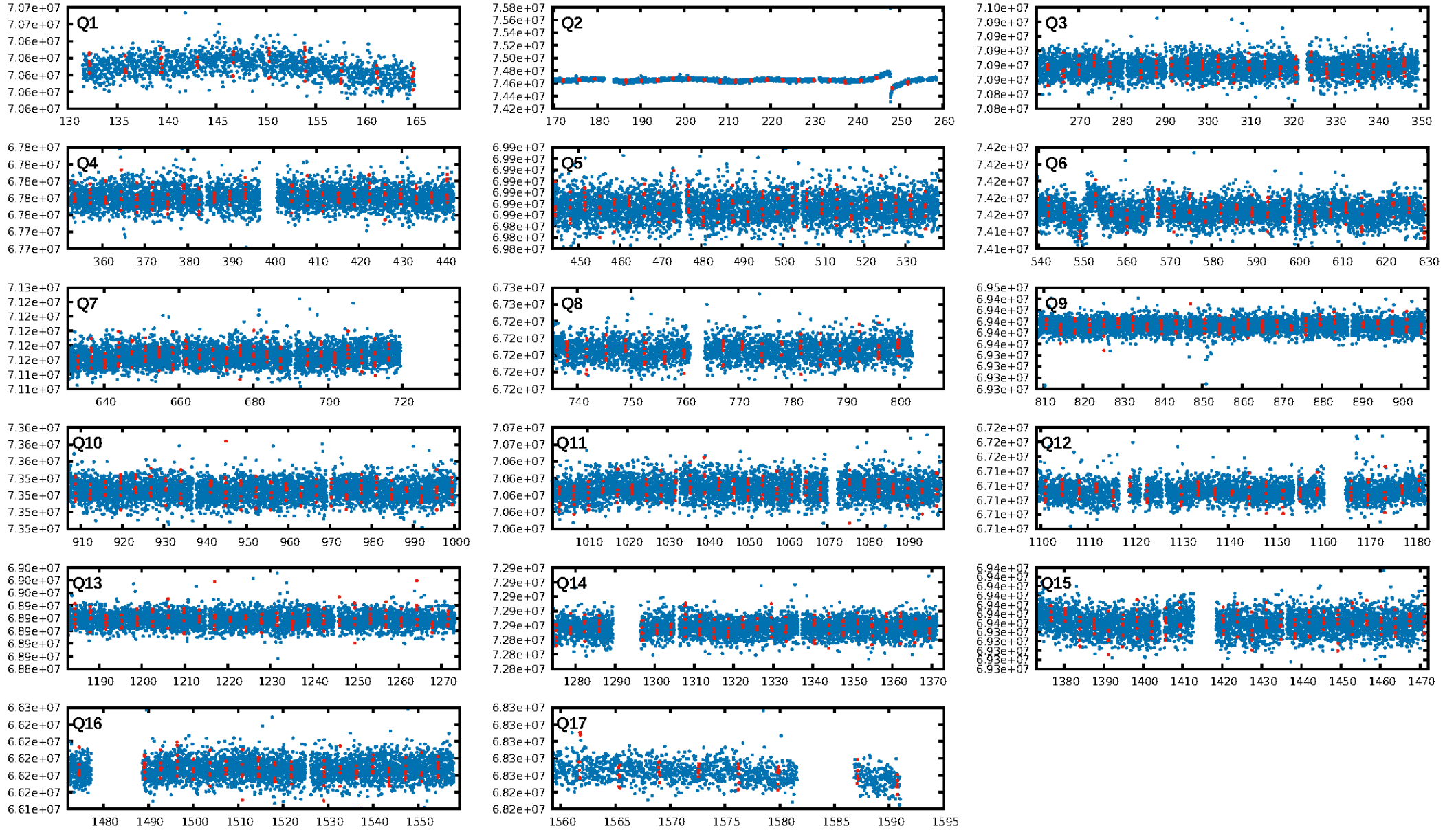
Period = 3.62829 d
Epoch = 132.1766 BKJD

DV fit results are unavailable

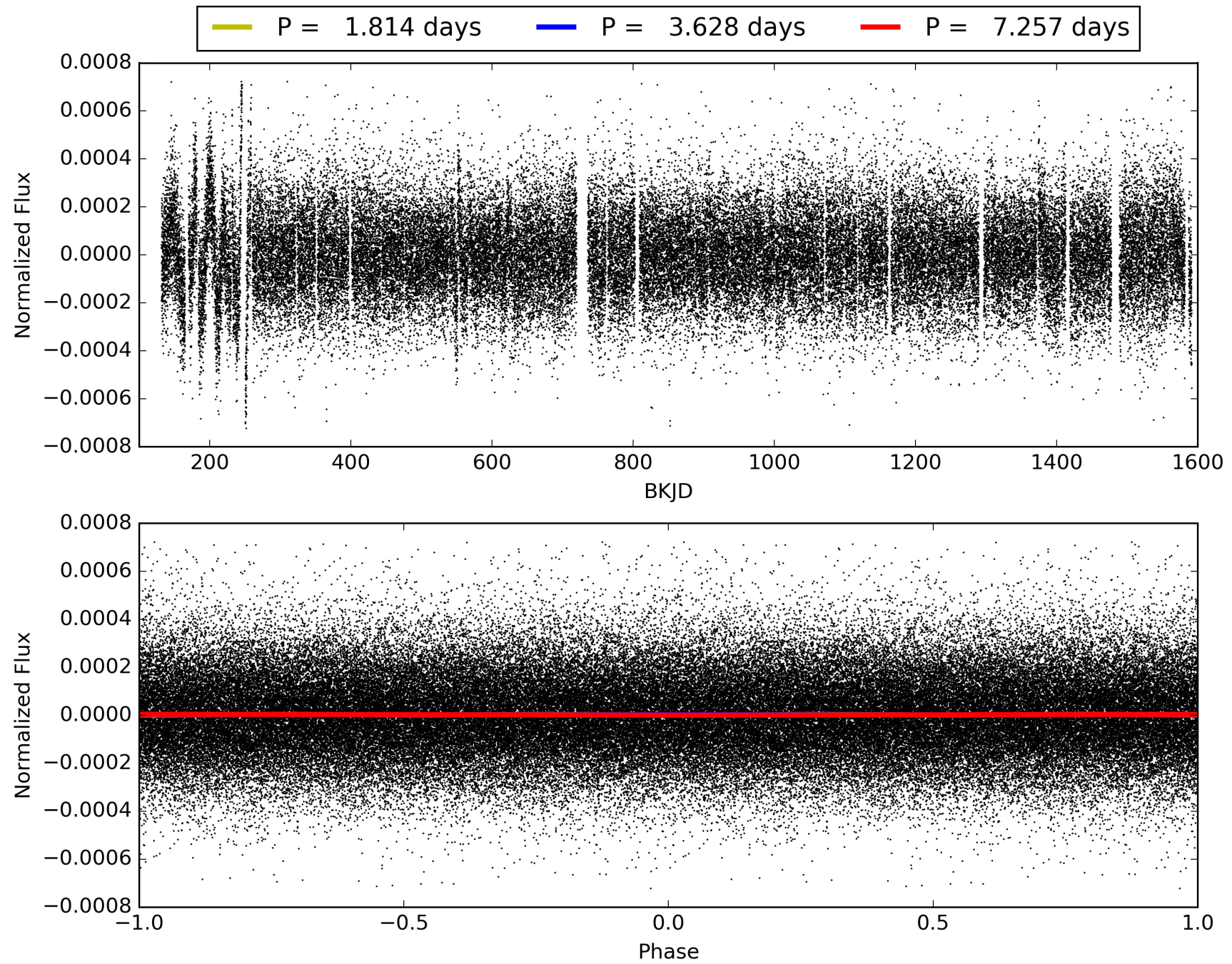
DV Diagnostic Results:

ShortPeriod-sig: 100.0% [16.28σ]
LongPeriod-sig: 100.0% [25.68σ]
ModelChiSquare2-sig: N/A
ModelChiSquareGof-sig: N/A
Bootstrap-pfa: N/A
RollingBand-fgt: N/A
GhostDiagnostic-chr: N/A
Centroid-sig: N/A
Centroid-so: N/A
OotOffset-rm: N/A
KicOffset-rm: N/A
OotOffset-st: 0/0/0/0 [0]
KicOffset-st: 0/0/0/0 [0]
DiffImageQuality-fgm: N/A
DiffImageOverlap-fno: N/A

TCE 007032568-08, PDC Light Curves

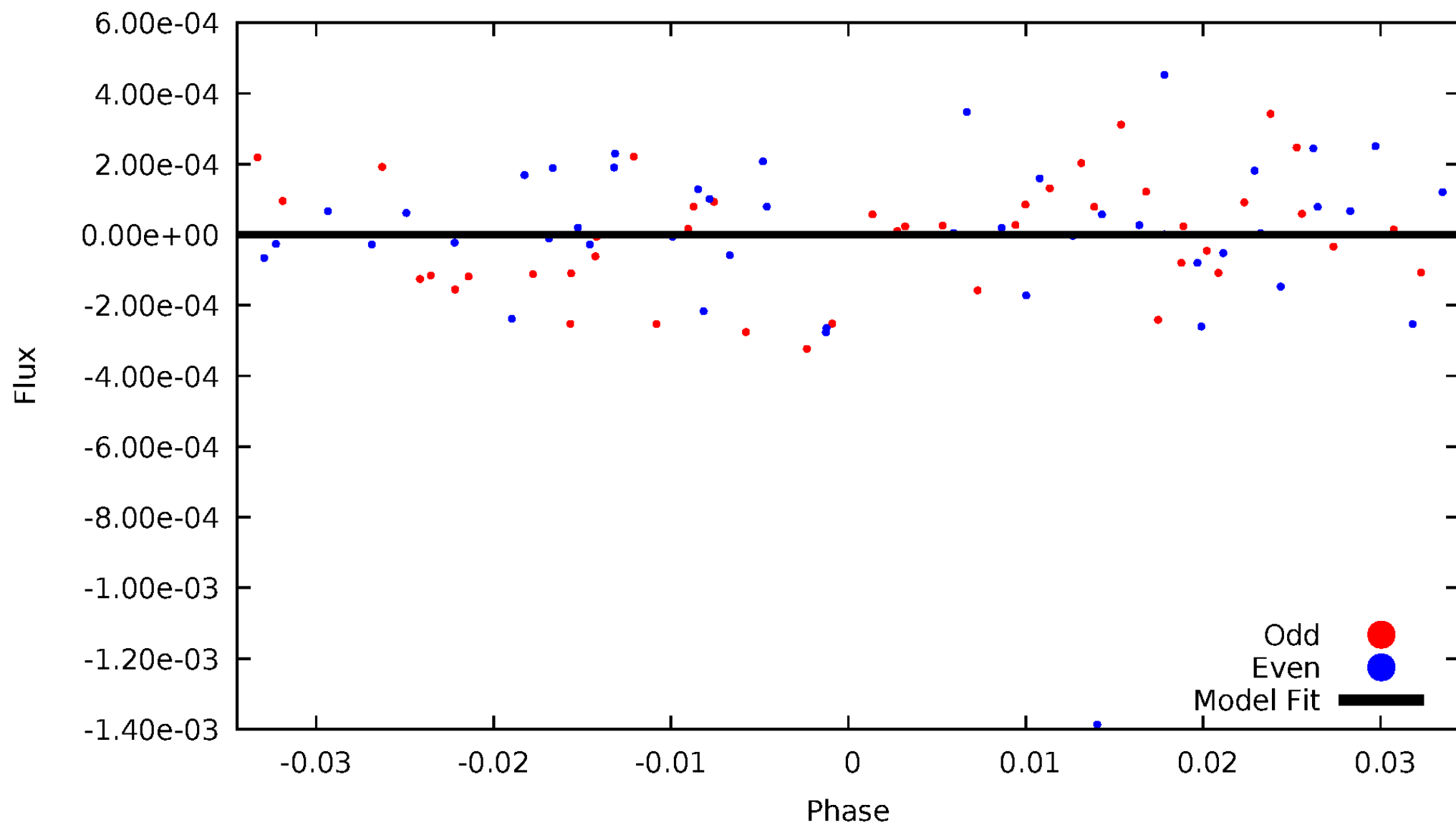


TCE 007032568-08



DV Odd/Even

TCE 007032568-08

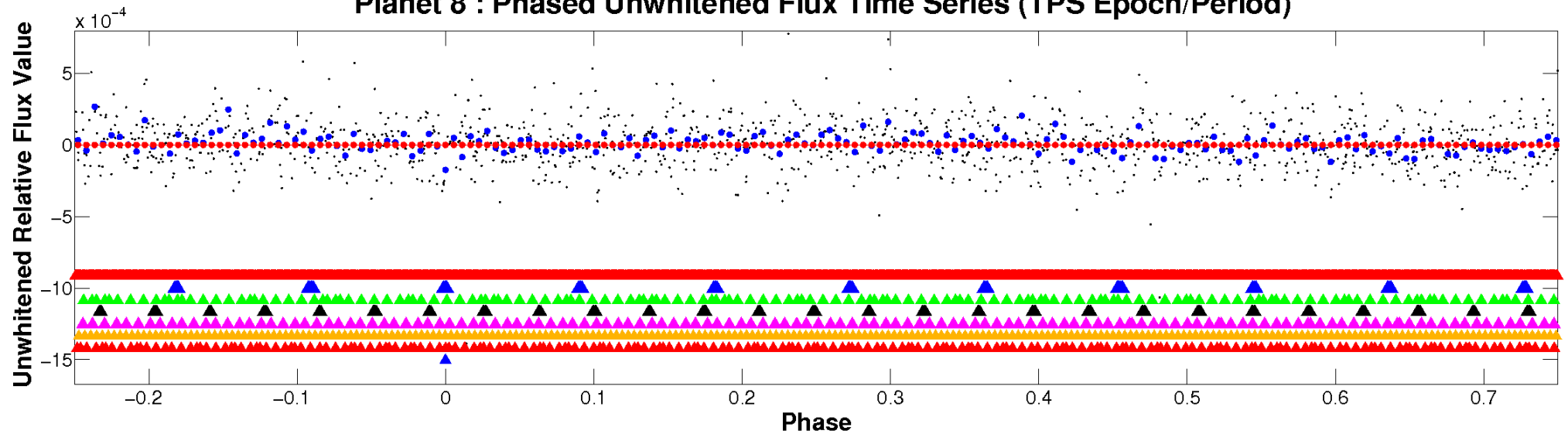


ALT Odd/Even

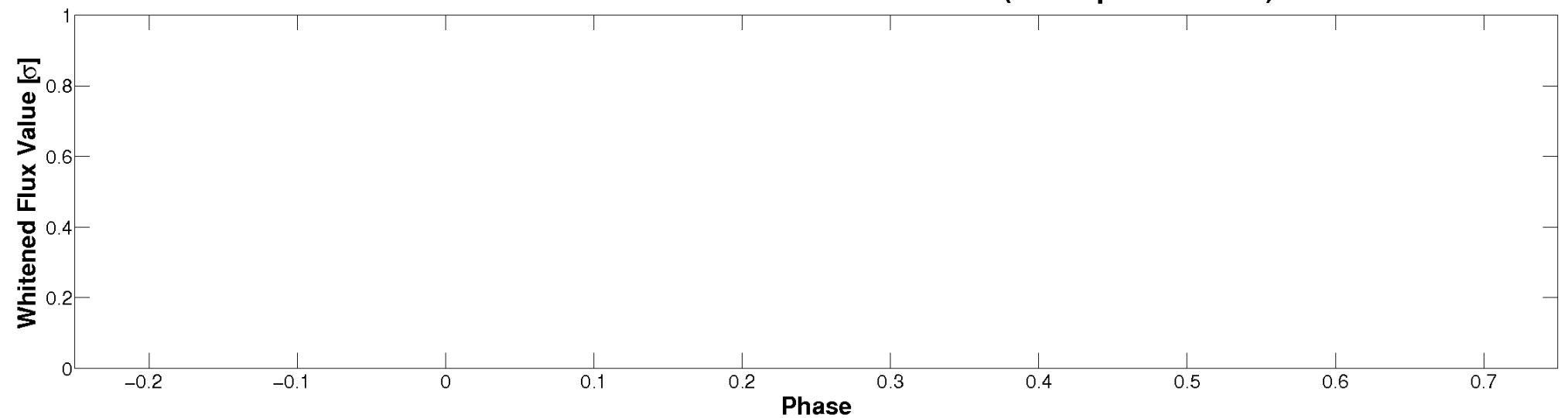
This plot does not exist for this TCE.

Non-Whitened Vs. Whitened Light Curve

Planet 8 : Phased Unwhitened Flux Time Series (TPS Epoch/Period)

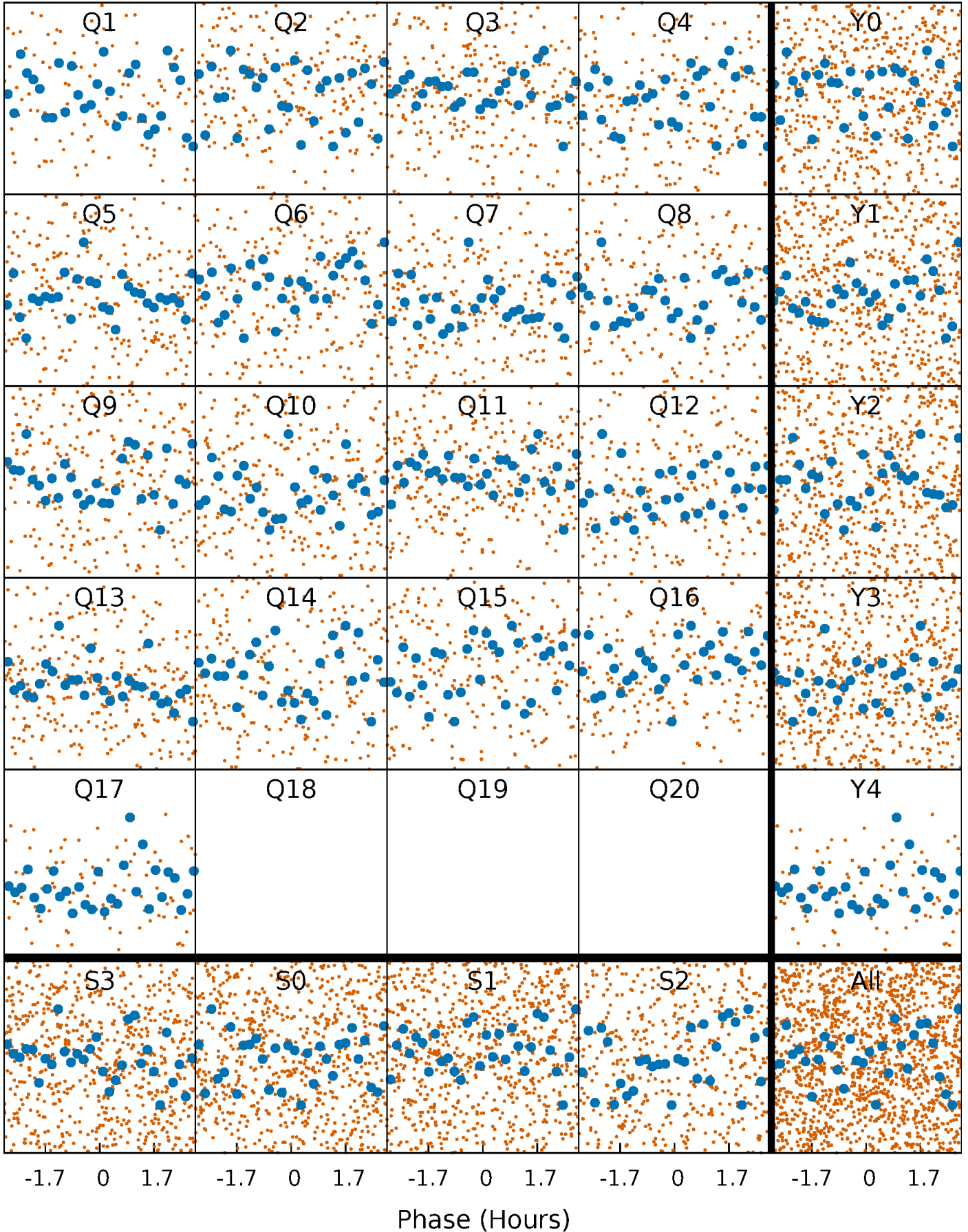


Planet 8 : Phased Whitened Flux Time Series (TPS Epoch/Period)



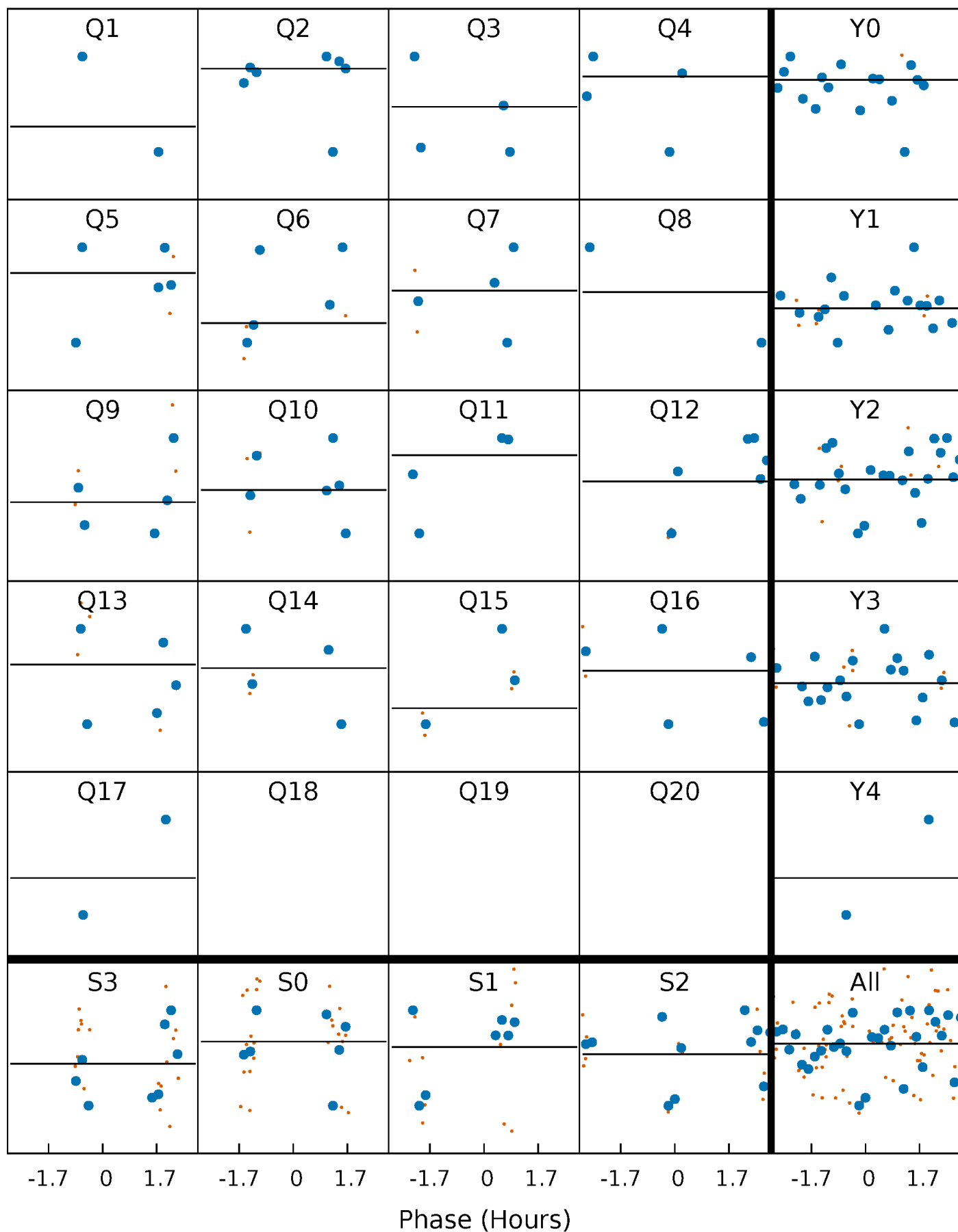
PDC Quarter-Phased Transit Curves

TCE 007032568-08 P= 3.628291 Days $T_0=132.176619$ (BKJD)



DV Quarter-Phased Transit Curves

TCE 007032568-08 P= 3.628291 Days $T_0=132.176619$ (BKJD)

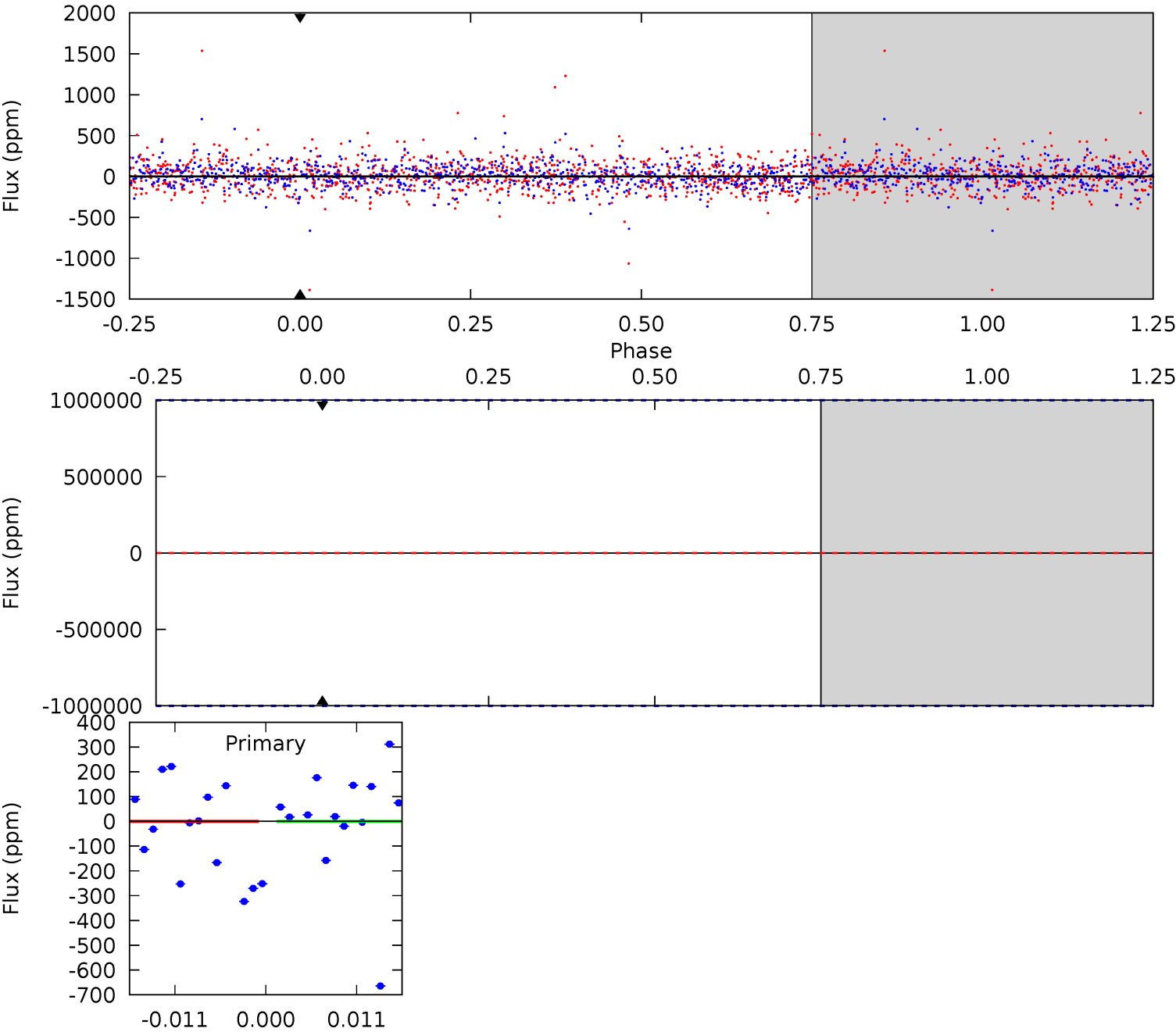


This plot does not exist for this TCE.

DV Model-Shift Uniqueness Test

007032568-08, P = 3.628291 Days, E = 128.548328 Days

Pri	Sec	Ter	Pos	FA ₁	FA ₂	F _{Red}	Pri-Ter	Pri-Pos	Sec-Ter	Sec-Pos	Odd-Evn	DMM	Shape	TAT
0	0	0	0	1.00	1.00	1.00	0	0	0	0	0	0	0	0



Alt Model-Shift Uniqueness Test

This plot does not exist for this TCE.

Stellar Parameters For KIC 007032568

	$T_{\text{eff}}(K)$	$\log(g)$	[Fe/H]	R (R_{\odot})	M (M_{\odot})	p_{\star} ($\text{g}\cdot\text{cm}^{-3}$)
	6432^{+175}_{-214}	$4.018^{+0.385}_{-0.165}$	$-0.720^{+0.300}_{-0.300}$	$1.603^{+0.413}_{-0.620}$	$0.977^{+0.134}_{-0.122}$	$0.334^{+1.020}_{-0.154}$
	+3%/-3%	+10%/-4%	+42%/-42%	+26%/-39%	+14%/-12%	+305%/-46%
Source	PHO1	KIC0	KIC0	DSEP		

KIC = Kepler Input Catalog; PHO = Photometry; SPE = Spectroscopy; AST = Asteroseismology
 TRA = Transits; DESP = Dartmouth Models; MULT = Multiple Models

Secondary Eclipse Parameters for KIC 007032568-08 / KOI

Detrend	Depth (ppm)	R_p (R_{\oplus})	T_{max} (K)	T_{obs} (K)	A_{obs}
DV	0 ± 1000000	$12.05^{+14.26}_{-8.42}$	2326^{+181}_{-235}	3646^{+24493}_{-28733}	$2.368^{+1492.465}_{-1114.858}$
Alt.	N/A	N/A	N/A	N/A	N/A

T_{max} = Theoretical Maximum Planetary Temperature
 T_{obs} = Observed Planetary Temperature (Assuming $A=0.3$)
 A_{obs} = Observed Albedo (Assuming $T=0$)

If a secondary eclipse is present, the system is likely an EB if $T_{obs} \gg T_{max}$ AND $A_{obs} \gg 1.0$

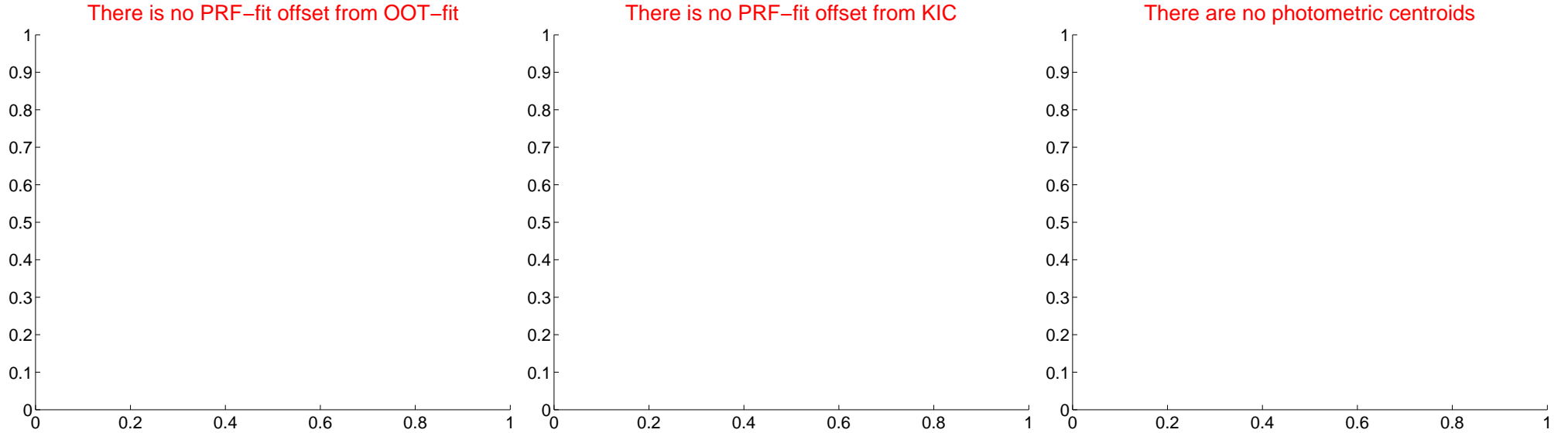
DV Centroid Data

Supplemental centroid analysis for 007032568-08. Kepler magnitude: 13.83. Transit SNR -1.00

There are 0 quarters with good PRF difference image offsets

The direct PRF centroid is offset from the target star catalog position by about NaN arcsec

	Distance in arcsec	Distance / σ	Δ RA	Δ Dec
PRF-fit source offset from OOT	—	—	—	—
PRF-fit source offset from KIC position	—	—	—	—
photometric centroid source offset	—	—	—	—



Centroid source offsets from the target star reconstructed from PRF and photometric centroids. Sky blue crosses: good quarterly centroid offsets; Vermillion crosses: bad quarterly centroid offsets; magenta cross: average over quarters. Length of the crosses: one- σ uncertainty. Blue circle: three- σ . Red *: target star. Blue *: Other stars. Text next to a star gives its KIC ID and kepmag. KIC IDs > 15,000,000 are from the UKIRT catalog.

white \times : KIC target position; $+$: OOT centroid; \triangle : difference centroid. red \times : large negative pixel value.



white \times : KIC target position; $+$: OOT centroid; \triangle : difference centroid. red \times : large negative pixel value.



white \times : KIC target position; $+$: OOT centroid; \triangle : difference centroid. red \times : large negative pixel value.



white \times : KIC target position; $+$: OOT centroid; \triangle : difference centroid. red \times : large negative pixel value.



white \times : KIC target position; $+$: OOT centroid; \triangle : difference centroid. red \times : large negative pixel value.



folded centroid time series figure for this object.

UKIRT Image

Declination

