

KIC 007031347

Q1-17 DR25 TCE Parameters

TCE	Run Type	KOI?	Period (Days)	Epoch (BKJD)	Depth (ppm)	Duration (Hours)	MES	SNR	R_{\star} (R_{\odot})	T_{\star} (K)	R_p (R_{\oplus})	S_p (S_{\oplus})
007031347-01	OBS	No	0.566686	132.039413	58.1	2.928	7.1	7.4	1.34	6932	1.05	17545.17

Robovetter Results

TCE	Run Type	Disp	Score	N	S	C	E	Comments
007031347-01	OBS	FP	0.00	1	0	1	1	LPP_DV—MOD_NONUNIQ_ALT—CENT_FEW_DIFFS—HALO_GHOST—EPHEM_MATCH

Notes: OBS = Observed. INJ = Injected. INV = Inverted. SCR = Scrambled.

N = Not Transit-Like. S = Stellar Eclipse. C = Centroid Offset. E = Ephemeris Match.

See http://exoplanetarchive.ipac.caltech.edu/docs/API_kepcandidate_columns.html#proj_disp_col for comment definitions.

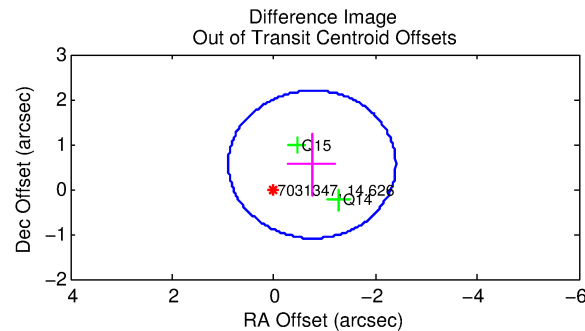
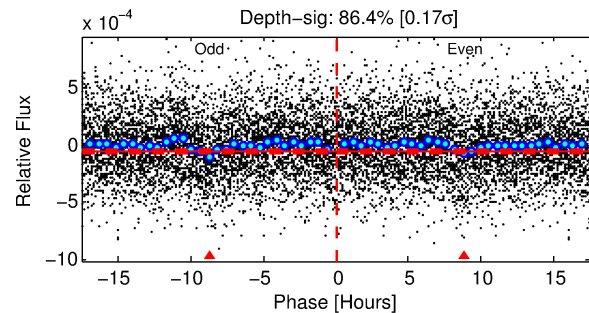
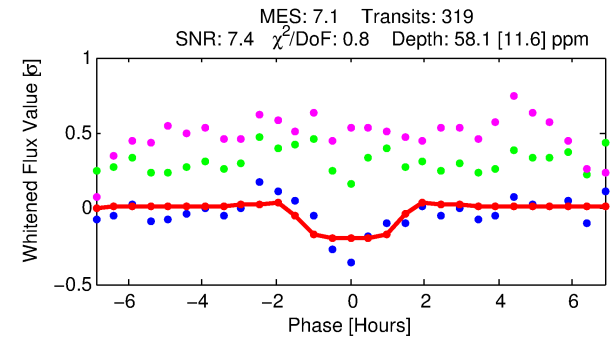
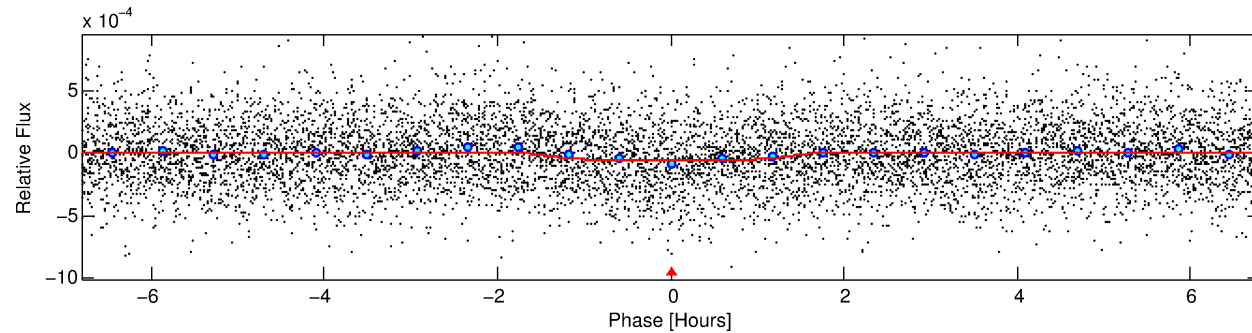
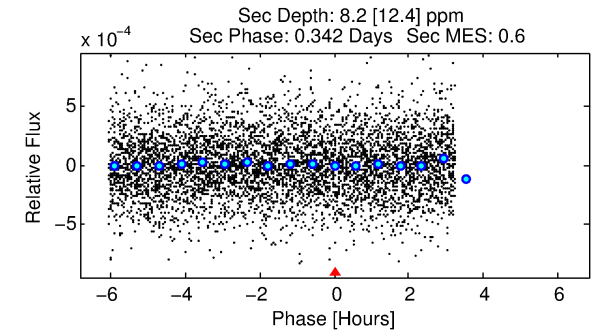
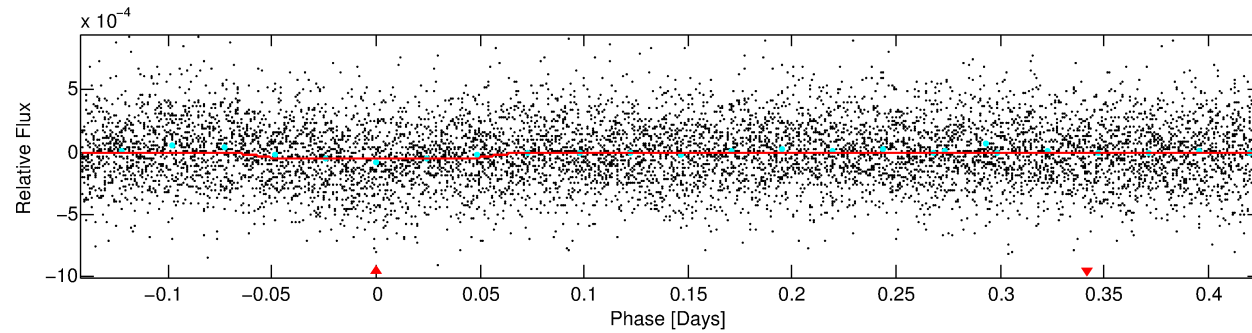
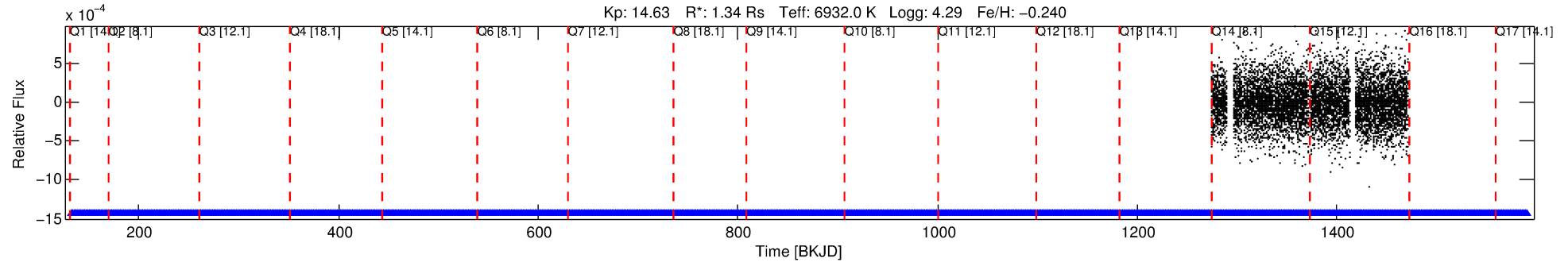
Ephemeris Match Information For 007031347-01

TCE (1)	KIC	Parent (2)	Parent KIC	$P_1:P_2$	Dist ($''$)	Δ Row	Δ Col	m_2	m_1	D_2/D_1	Mechanism	Flag	σ_P	σ_T
007031347-01	7031347	RR-Lyr-pri	7198959	1:1	1119.8	53	-277	7.86	14.62	10746.00	Direct-PRF	0	3.71	6.33

Notes: $P_1:P_2$ is the period ratio. Dist is the distance in arcseconds. Δ Row and Δ Col are the number of pixels apart in row and column. m_2 and m_1 are the magnitudes of the parent and child. D_2/D_1 is the parent's transit depth divided by the child's. σ_P and σ_T are the significance of the match in period and epoch. For a match to be considered significant $\sigma_P < 5.0$ and $\sigma_T < 5.0$. Matches which have σ_P and σ_T very close to this cutoff should receive extra scrutiny, especially if the period ratio is very large.

DV One-Page Summary

KIC: 7031347 Candidate: 1 of 1 Period: 0.567 d



DV Fit Results:

Period = 0.56669 [0.00001] d
Epoch = 132.0394 [0.0043] BKJD
Rp/R* = 0.0072 [0.0062]
a/R* = 1.52 [4.28]
b = 0.42 [9.82]
Seff = 17545.17 [7470.25]
Teq = 2935 [312] K
Rp = 1.05 [0.98] Re
a = 0.0146 [0.0039] AU
Ag = 0.87 [2.03] [-0.06σ]
Teffp = 4382 [2529] K [0.57σ]

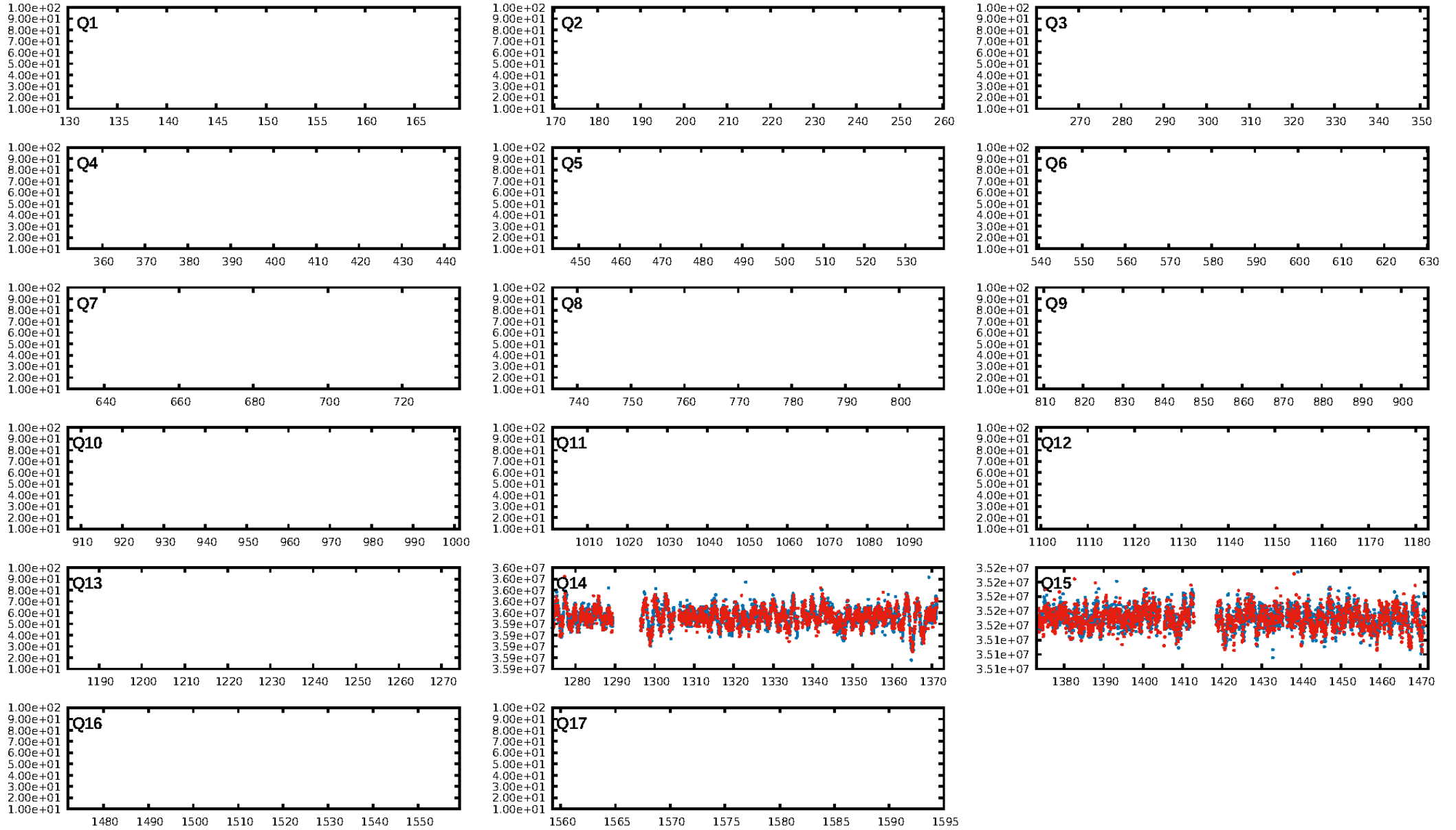
DV Diagnostic Results:

ShortPeriod-sig: N/A
LongPeriod-sig: N/A
ModelChiSquare2-sig: N/A
ModelChiSquareGof-sig: N/A
Bootstrap-pfa: 1.36e-09
RollingBand-fgt: 1.00 [319/319]
GhostDiagnostic-chr: -0.01882
Centroid-sig: 0.6%
Centroid-so: 3.792 arcsec [2.40σ]
OotOffset-rm: 0.933 arcsec [1.70σ]
OotOffset-st: 1/1/0/0 [2]
KicOffset-rm: 0.976 arcsec [1.68σ]
KicOffset-st: 1/1/0/0 [2]
DiffImageQuality-fgm: 0.50 [1/2]
DiffImageOverlap-fno: 1.00 [2/2]

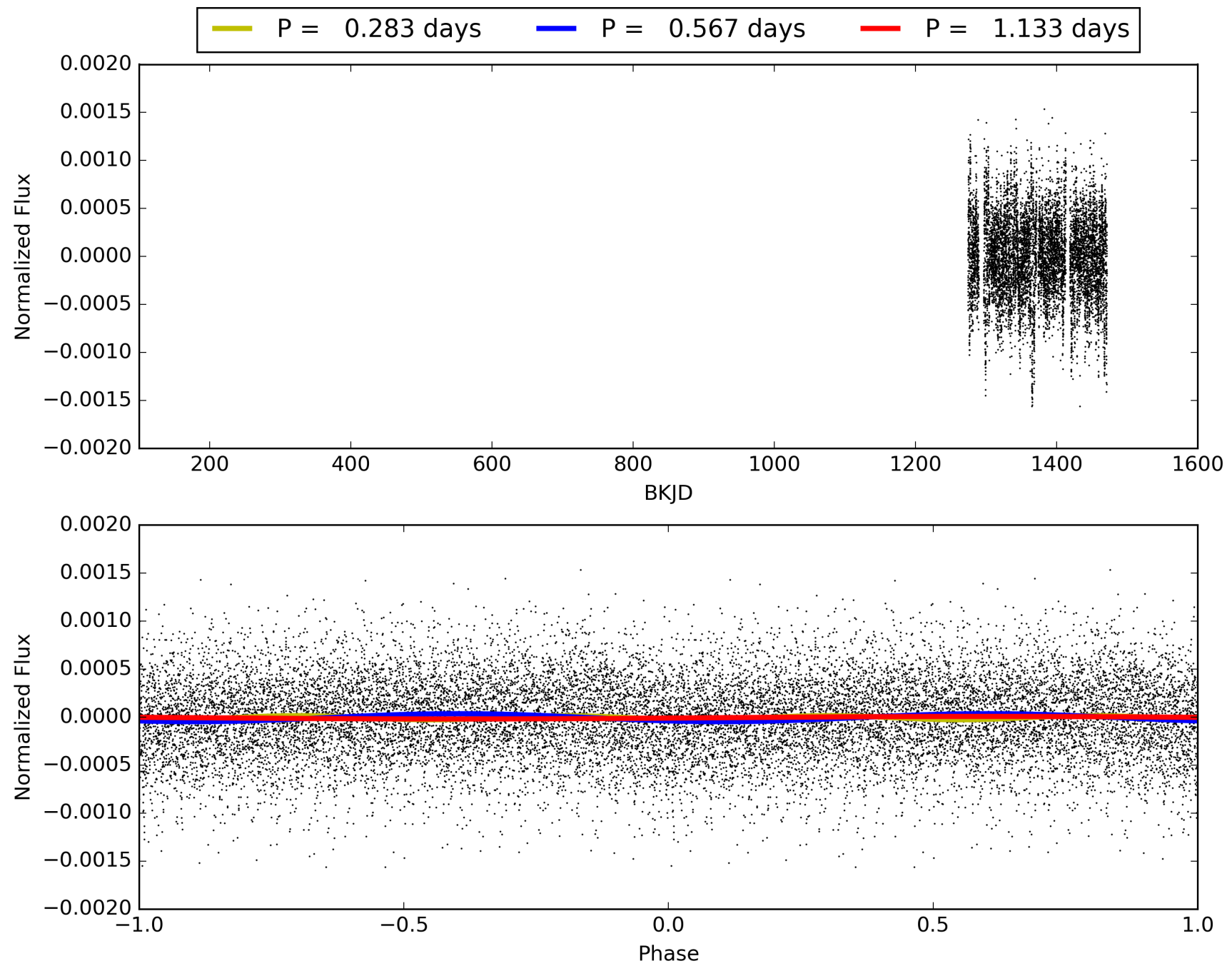
Software Revision: svn+ssh://murzim/repo/soc/tags/release/9.3.42@60958 -- Date Generated: 29-Jan-2016 11:19:26 Z

This Data Validation Report Summary was produced in the Kepler Science Operations Center Pipeline at NASA Ames Research Center

TCE 007031347-01, PDC Light Curves

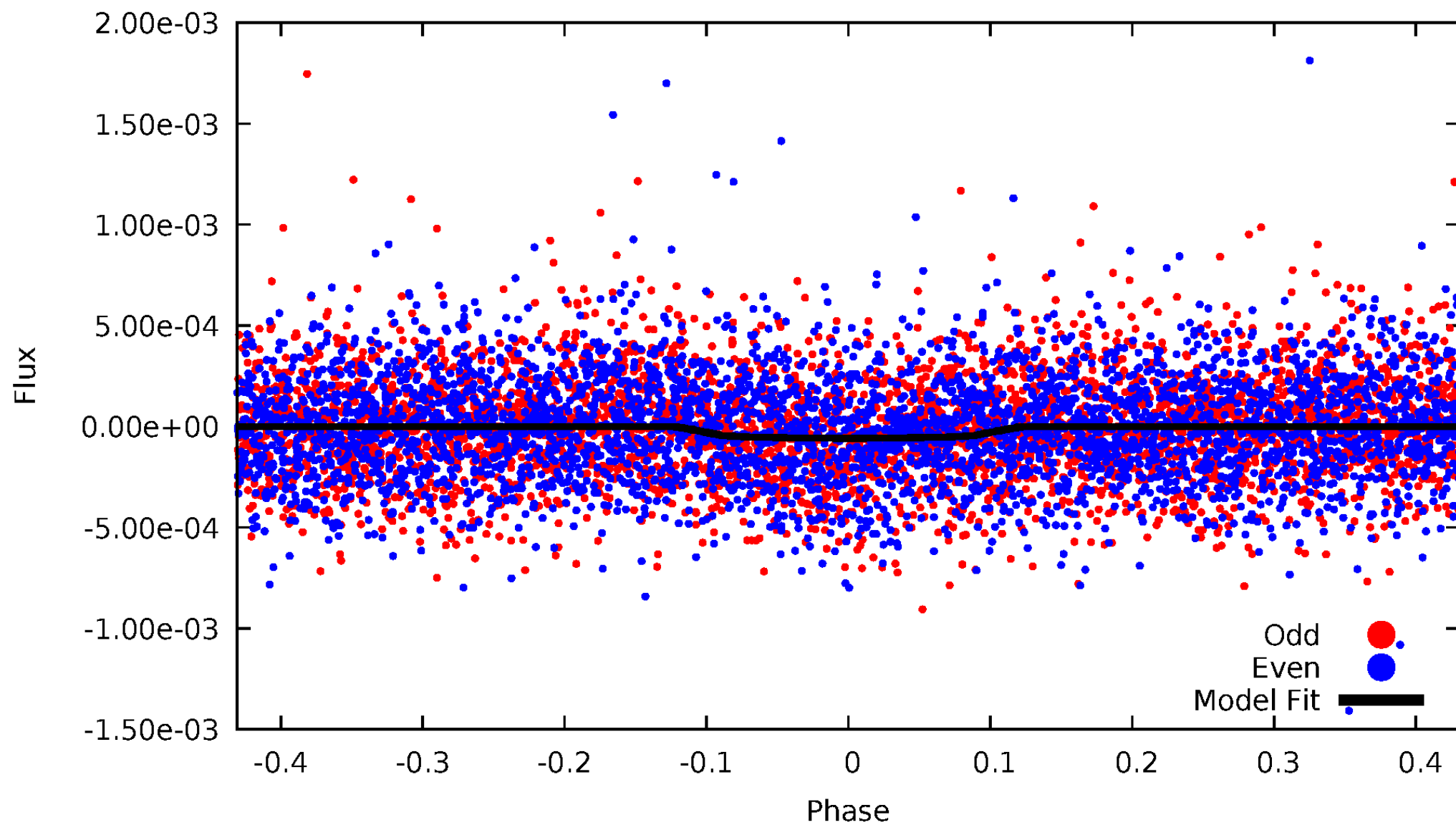


TCE 007031347-01



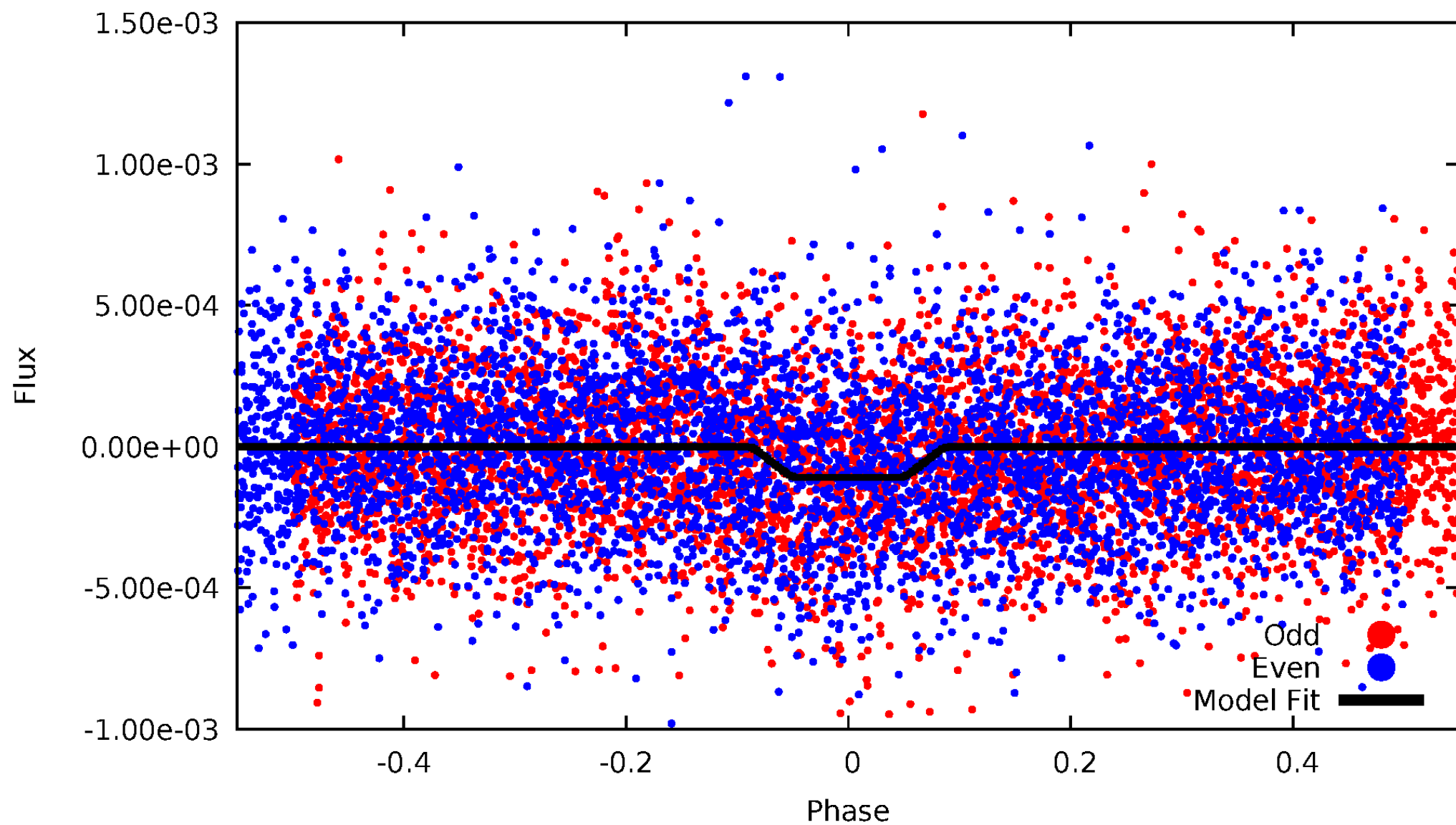
DV Odd/Even

TCE 007031347-01

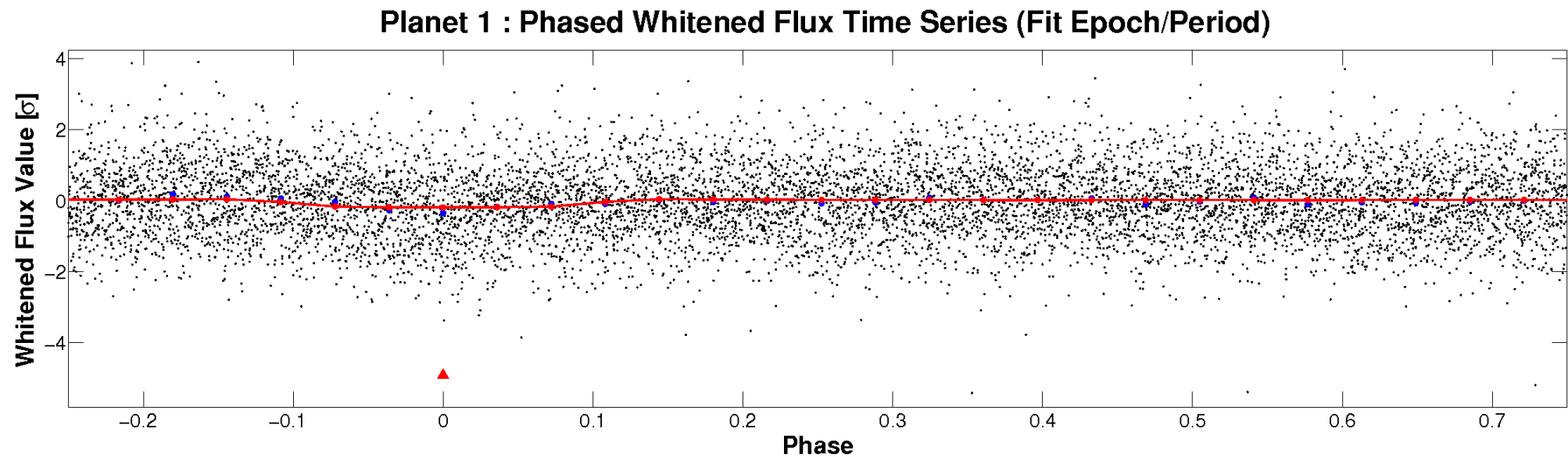
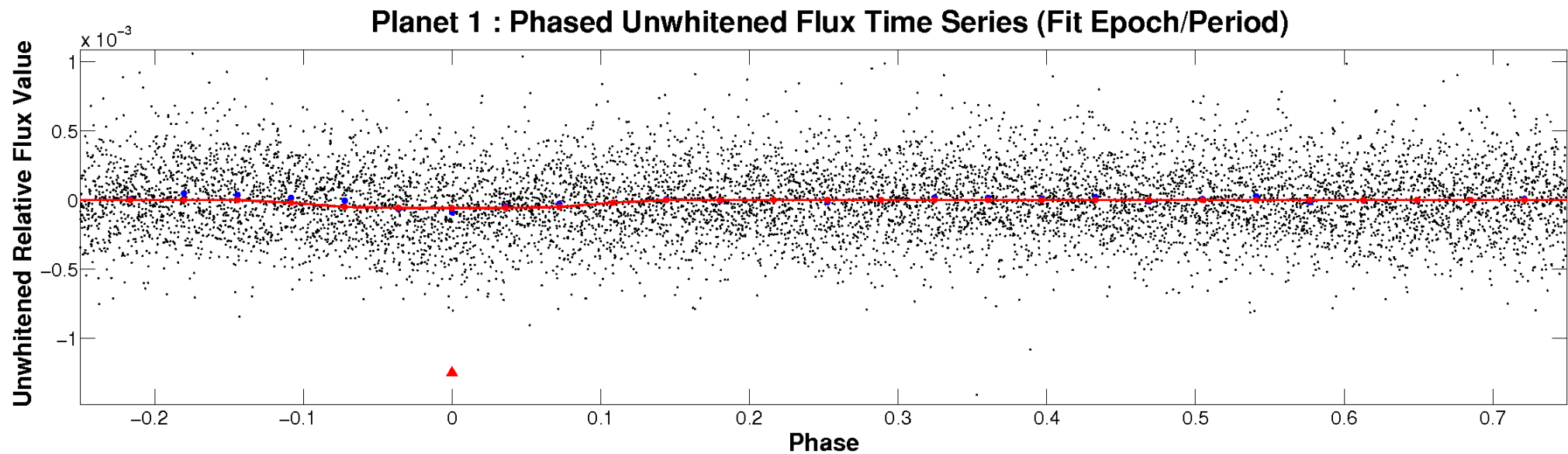


ALT Odd/Even

TCE 007031347-01

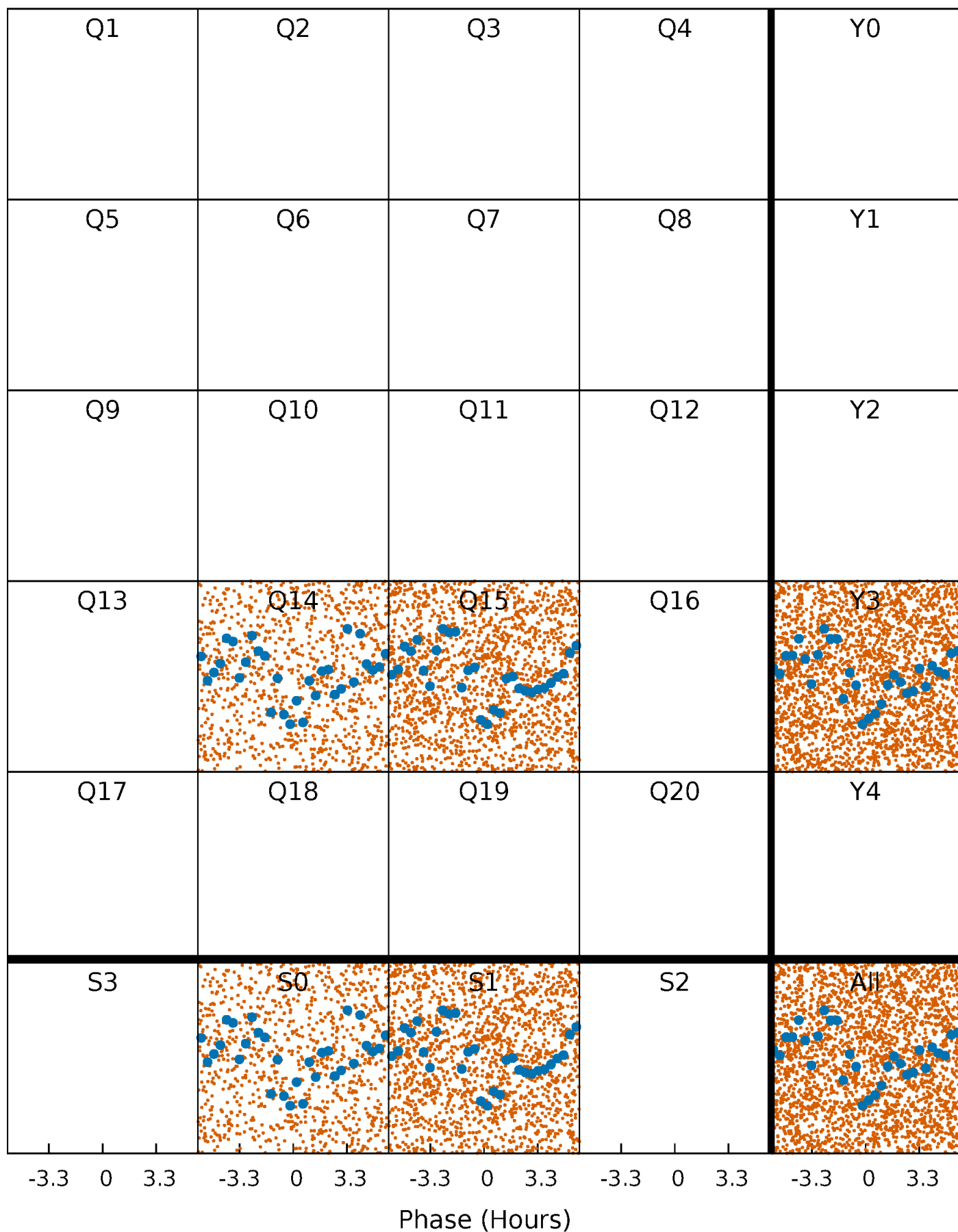


Non-Whitened Vs. Whitened Light Curve



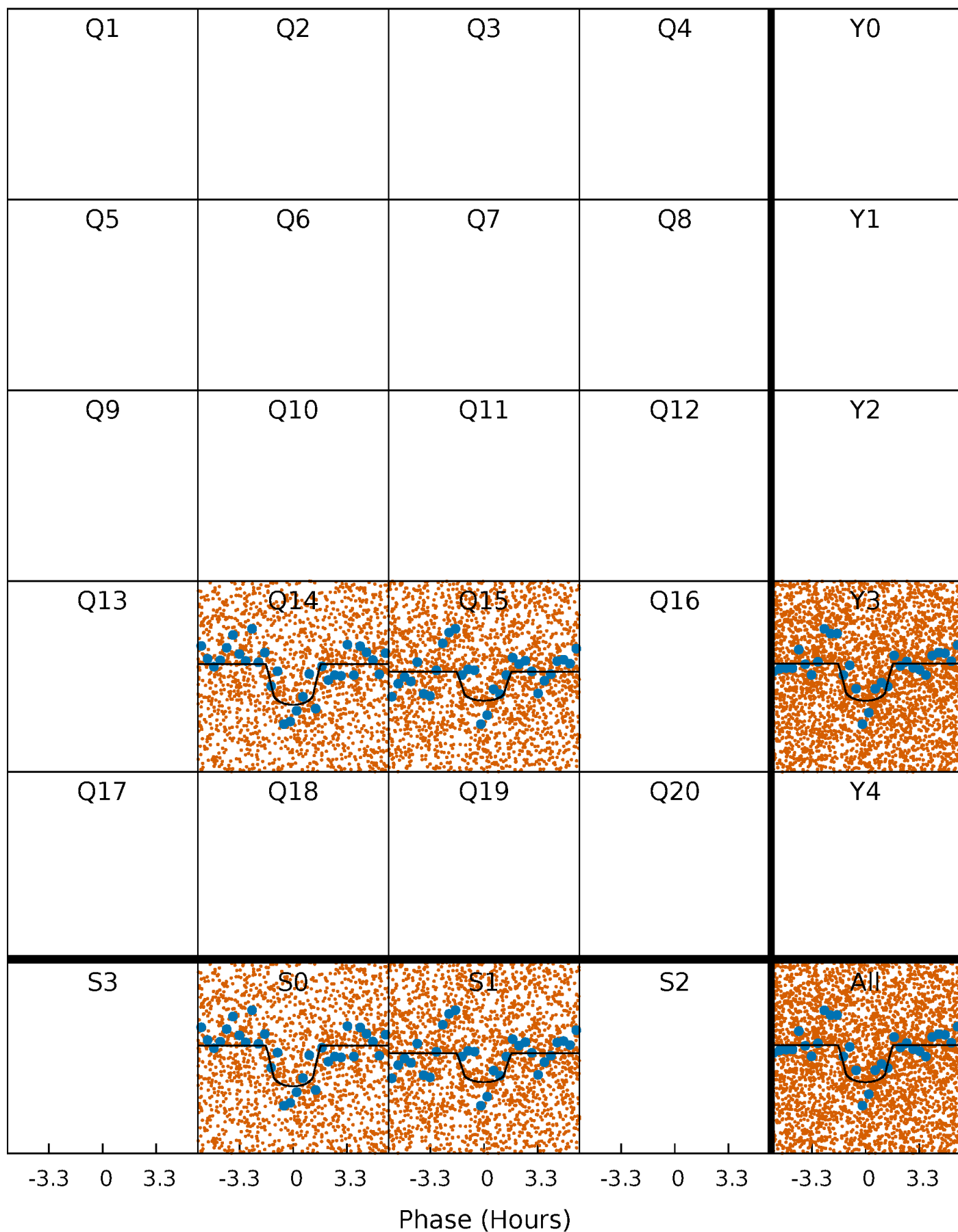
PDC Quarter-Phased Transit Curves

TCE 007031347-01 P= 0.566686 Days $T_0=132.039413$ (BKJD)



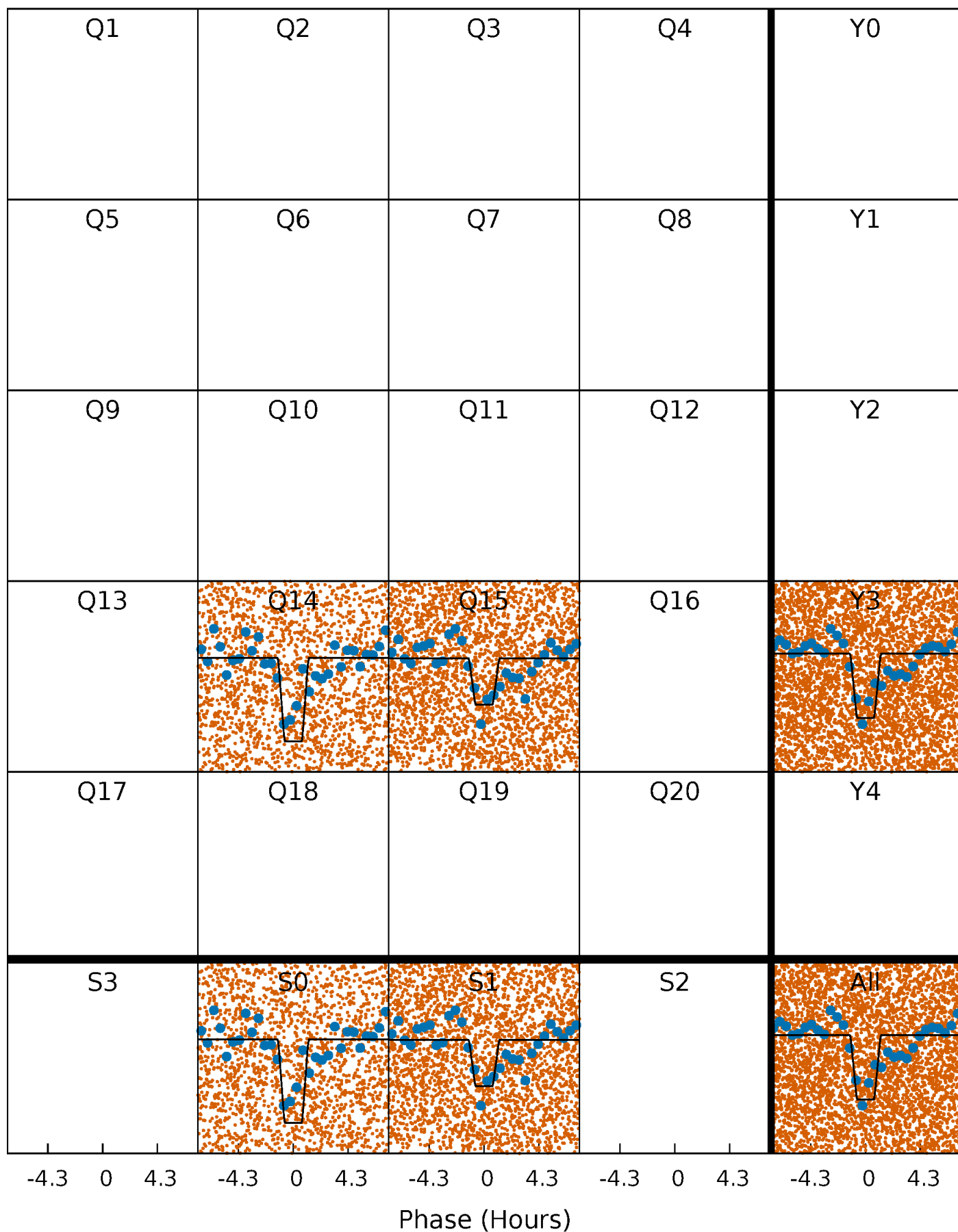
DV Quarter-Phased Transit Curves

TCE 007031347-01 P= 0.566686 Days $T_0=132.039413$ (BKJD)



Alt. Detrend Quarter-Phased Transit Curves

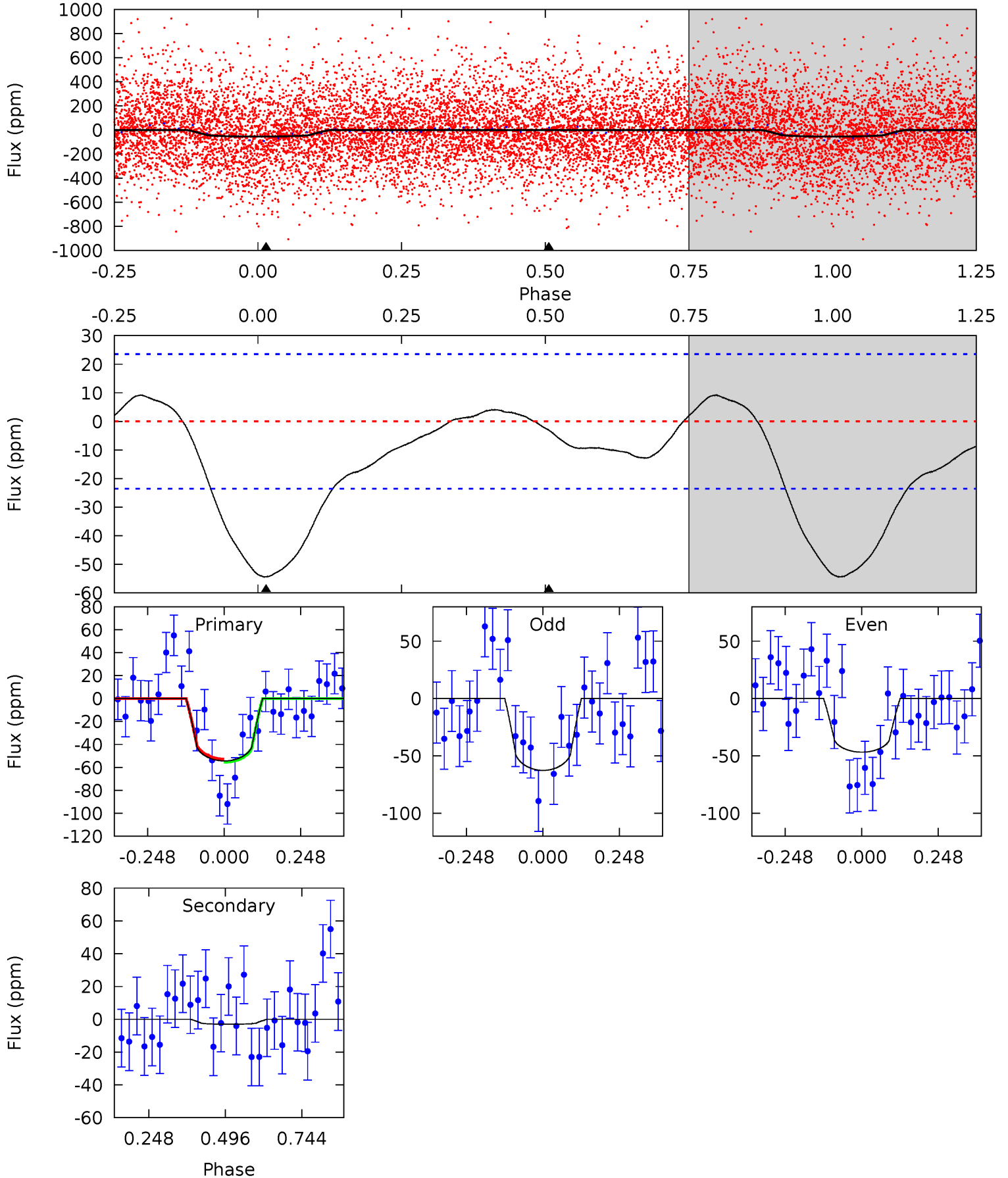
TCE 007031347-01 P= 0.566698 Days $T_0=132.022593$ (BKJD)



DV Model-Shift Uniqueness Test

007031347-01, P = 0.566686 Days, E = 132.039413 Days

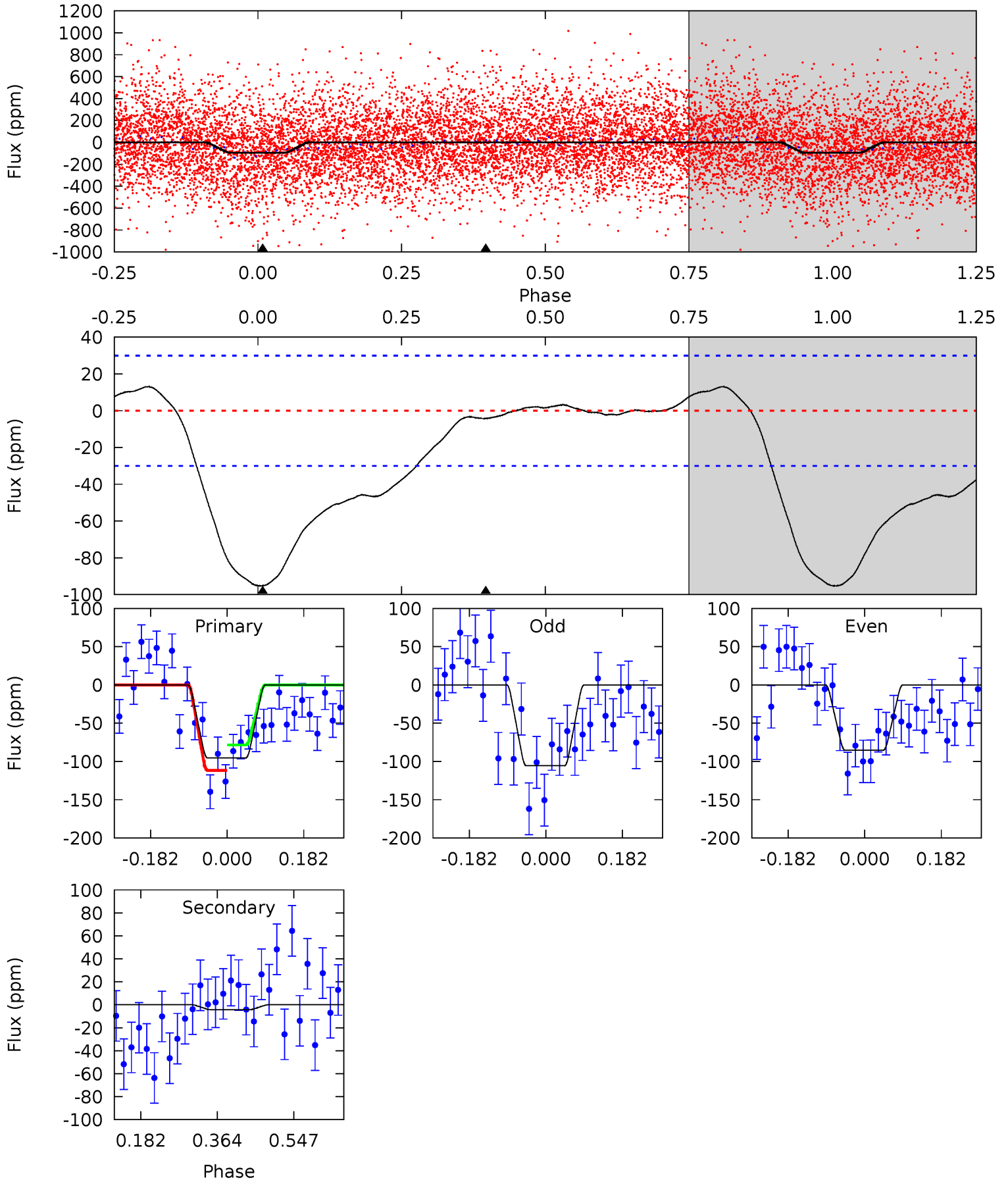
Pri	Sec	Ter	Pos	FA ₁	FA ₂	F _{Red}	Pri-Ter	Pri-Pos	Sec-Ter	Sec-Pos	Odd-Evn	DMM	Shape	TAT
10.1	0.57	0	0	4.37	1.16	1.18	10.1	10.1	0.57	0.57	1.50	0.86	0.15	0.24



Alt Model-Shift Uniqueness Test

007031347-01, P = 0.566698 Days, E = 132.022593 Days

Pri	Sec	Ter	Pos	FA ₁	FA ₂	F _{Red}	Pri-Ter	Pri-Pos	Sec-Ter	Sec-Pos	Odd-Evn	DMM	Shape	TAT
14.1	0.63	0	0	4.44	1.33	2.21	14.1	14.1	0.63	0.63	1.51	1.15	0.12	2.43



Stellar Parameters For KIC 007031347

	$T_{\text{eff}}(K)$	$\log(g)$	[Fe/H]	$R (R_{\odot})$	$M(M_{\odot})$	$p_{\star} (\text{g}\cdot\text{cm}^{-3})$
	6932^{+219}_{-301}	$4.291^{+0.090}_{-0.210}$	$-0.240^{+0.250}_{-0.350}$	$1.341^{+0.437}_{-0.202}$	$1.291^{+0.198}_{-0.198}$	$0.753^{+0.355}_{-0.381}$
	+3%/-4%	+2%/-5%	+104%/-146%	+33%/-15%	+15%/-15%	+47%/-51%
Source	KIC0	KIC0	KIC0	DSEP		

KIC = Kepler Input Catalog; PHO = Photometry; SPE = Spectroscopy; AST = Asteroseismology
 TRA = Transits; DESP = Dartmouth Models; MULT = Multiple Models

Secondary Eclipse Parameters for KIC 007031347-01 / KOI

Detrend	Depth (ppm)	$R_p (R_{\oplus})$	$T_{max} (K)$	$T_{obs} (K)$	A_{obs}
DV	-3 ± 5	$1.16^{+0.94}_{-0.69}$	4144^{+343}_{-257}	-3254^{+8138}_{-899}	$0.183^{+1.290}_{-0.342}$
Alt.	-4 ± 7	$1.60^{+1.06}_{-0.80}$	4155^{+309}_{-268}	-3366^{+7469}_{-641}	$0.151^{+0.650}_{-0.230}$

T_{max} = Theoretical Maximum Planetary Temperature

T_{obs} = Observed Planetary Temperature (Assuming A=0.3)

A_{obs} = Observed Albedo (Assuming T=0)

If a secondary eclipse is present, the system is likely an EB if $T_{obs} \gg T_{max}$ AND $A_{obs} \gg 1.0$

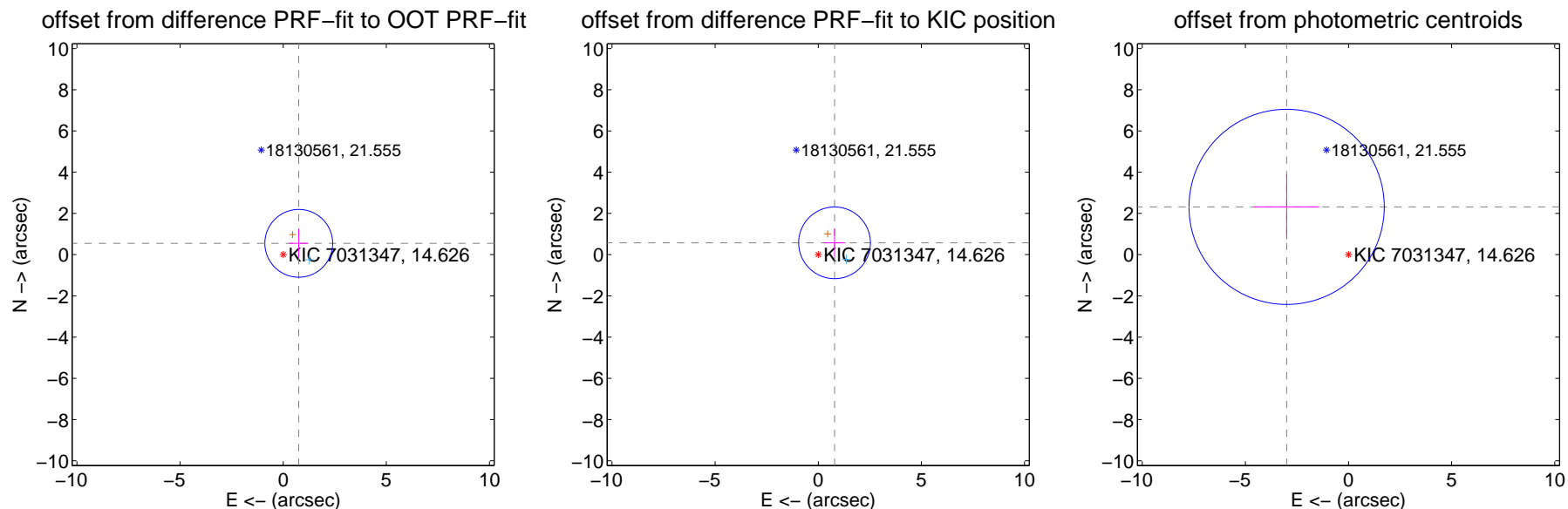
DV Centroid Data

Supplemental centroid analysis for 007031347-01. Kepler magnitude: 14.63. Transit SNR 7.35

There are 1 quarters with good PRF difference image offsets

The direct PRF centroid is offset from the target star catalog position by about 0.03 arcsec

	Distance in arcsec	Distance / σ	Δ RA	Δ Dec
PRF-fit source offset from OOT	0.933 ± 0.548	1.70	-0.754 ± 0.459	0.550 ± 0.685
PRF-fit source offset from KIC position	0.976 ± 0.580	1.68	-0.789 ± 0.513	0.574 ± 0.689
photometric centroid source offset	3.79 ± 1.58	2.40	3.00 ± 1.58	2.32 ± 1.58



Centroid source offsets from the target star reconstructed from PRF and photometric centroids. Sky blue crosses: good quarterly centroid offsets; Vermillion crosses: bad quarterly centroid offsets; magenta cross: average over quarters. Length of the crosses: one- σ uncertainty. Blue circle: three- σ . Red *: target star. Blue *: Other stars. Text next to a star gives its KIC ID and kepmag. KIC IDs > 15,000,000 are from the UKIRT catalog.

white \times : KIC target position; $+$: OOT centroid; \triangle : difference centroid. red \times : large negative pixel value.



white \times : KIC target position; $+$: OOT centroid; \triangle : difference centroid. red \times : large negative pixel value.



white \times : KIC target position; $+$: OOT centroid; \triangle : difference centroid. red \times : large negative pixel value.



white \times : KIC target position; $+$: OOT centroid; \triangle : difference centroid. red \times : large negative pixel value.

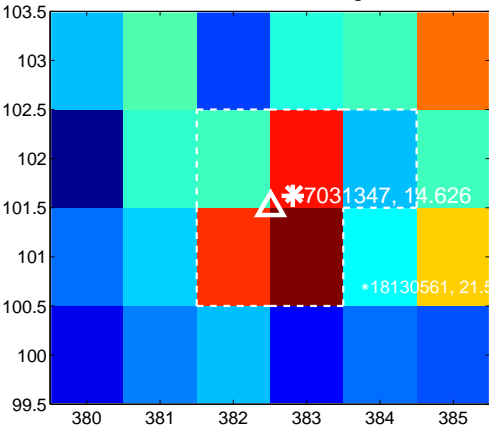
Q13 no difference image



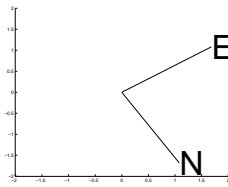
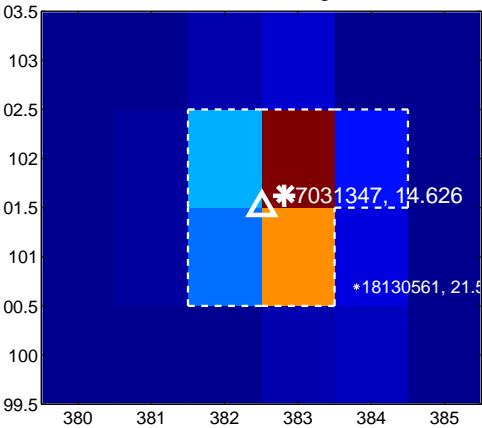
Q13 no OOT image



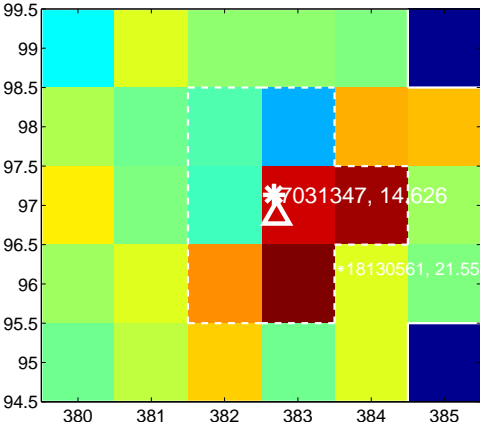
Q14 difference image



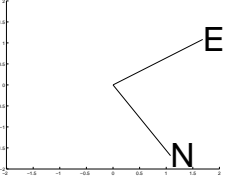
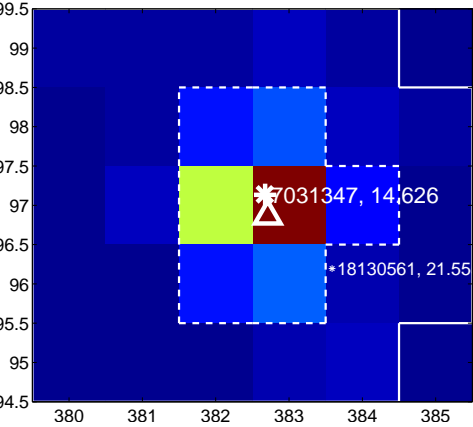
Q14 OOT image



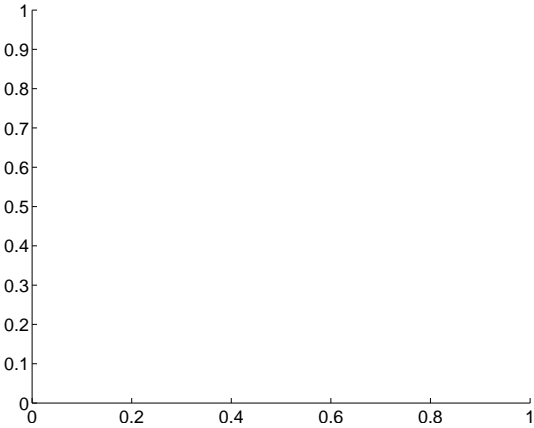
Q15 difference image. Poor Quality



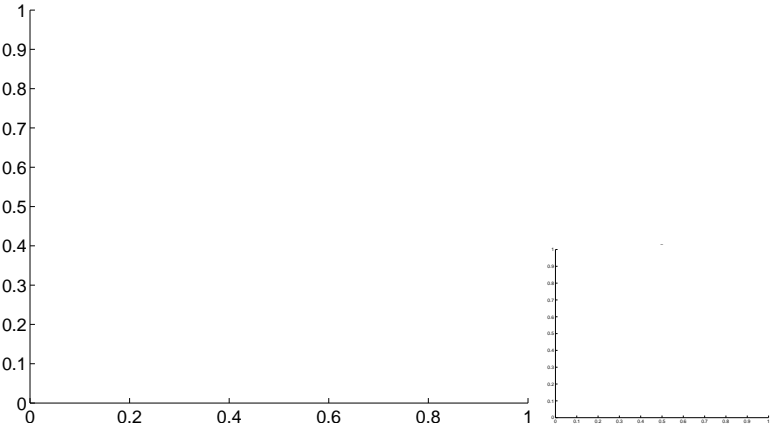
Q15 OOT image



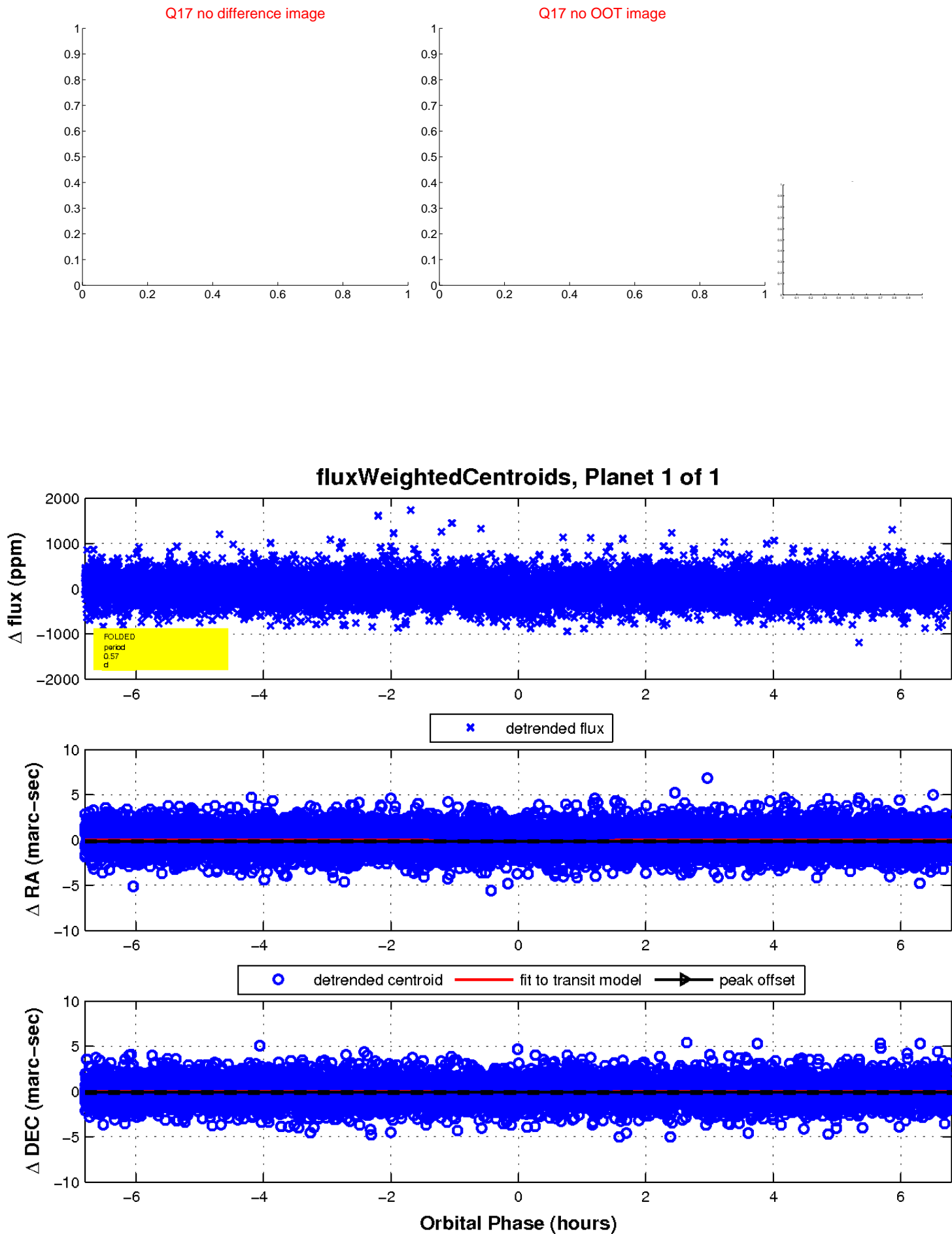
Q16 no difference image



Q16 no OOT image



white \times : KIC target position; $+$: OOT centroid; \triangle : difference centroid. red \times : large negative pixel value.



UKIRT Image

Declination

