

KIC 007013975

Q1-17 DR25 TCE Parameters

TCE	Run Type	KOI?	Period (Days)	Epoch (BKJD)	Depth (ppm)	Duration (Hours)	MES	SNR	R_{\star} (R_{\odot})	T_{\star} (K)	R_p (R_{\oplus})	S_p (S_{\oplus})
007013975-01	OBS	No	241.747982	230.878026	291.6	3.125	10.0	4.9	0.70	5395	1.28	0.84

Robovetter Results

TCE	Run Type	Disp	Score	N	S	C	E	Comments
007013975-01	OBS	FP	0.00	1	0	0	0	INDIV_TRANS_CHASES_MARSHALL—LPP_DV—ALL_TRANS_CHASES—MOD_TER_DV—MOD_POS_DV—INCONSISTENT_TRANS—CENT_FEW_DIFFS

Notes: OBS = Observed. INJ = Injected. INV = Inverted. SCR = Scrambled.

N = Not Transit-Like. S = Stellar Eclipse. C = Centroid Offset. E = Ephemeris Match.

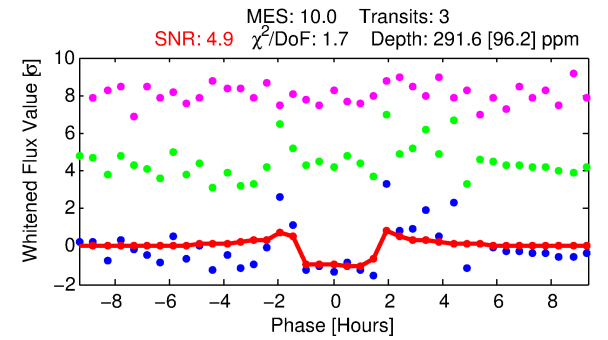
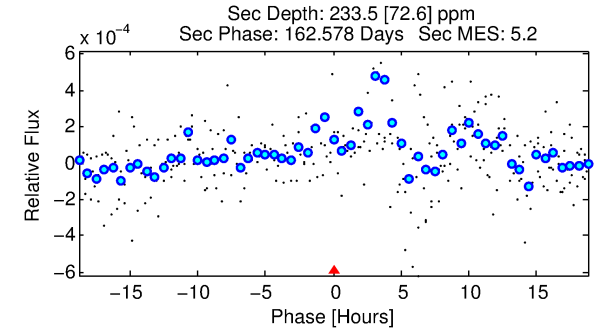
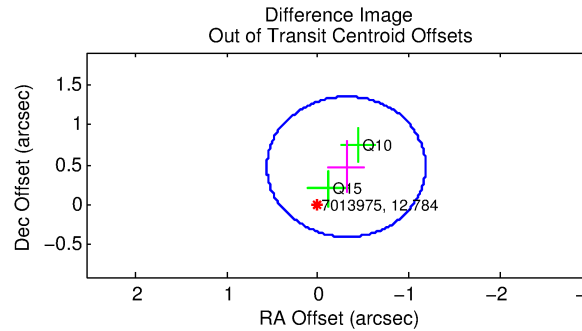
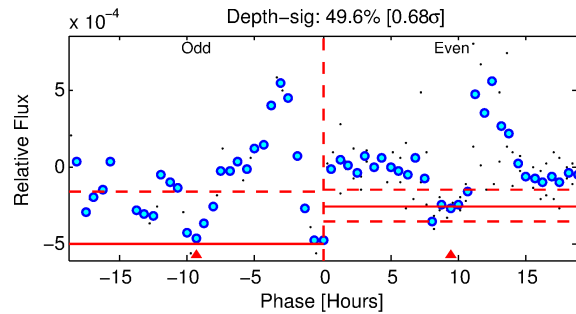
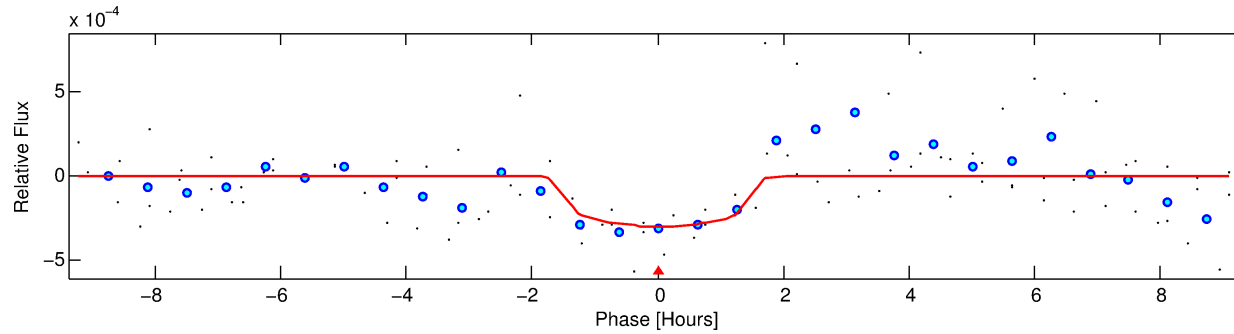
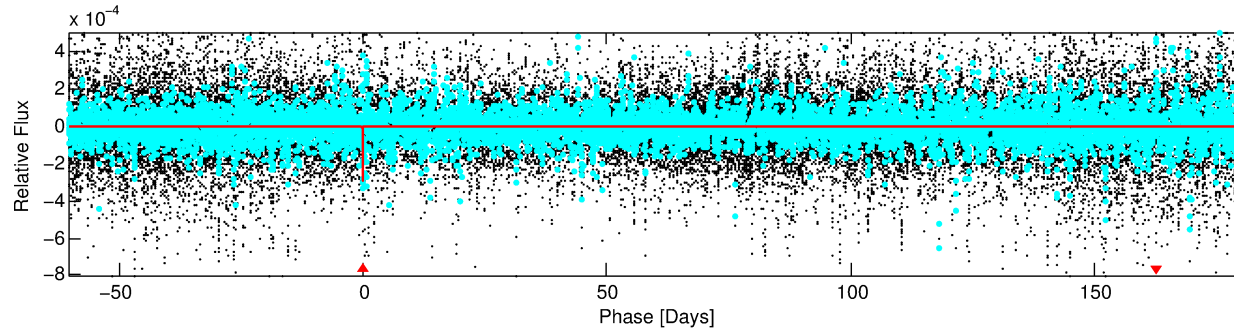
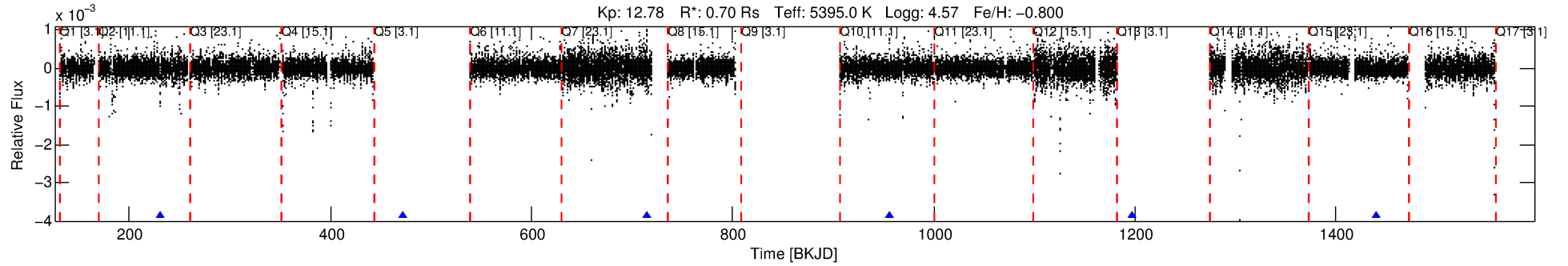
See http://exoplanetarchive.ipac.caltech.edu/docs/API_kepcandidate_columns.html#proj_disp_col for comment definitions.

Ephemeris Match Information For 007013975-01

No Significant Match Found

DV One-Page Summary

KIC: 7013975 Candidate: 1 of 1 Period: 241.748 d



DV Fit Results:

Period = 241.74798 [0.00387] d
Epoch = 230.8780 [0.0142] BKJD
Rp/R* = 0.0168 [0.0187]
a/R* = 427.28 [2041.04]
b = 0.71 [3.31]
Seff = 0.84 [0.16]
Teq = 244 [12] K
Rp = 1.28 [1.43] Re
a = 0.6636 [0.0634] AU
Ag = 34467.84 [77733.86] [0.44 σ]
Teffp = 5146 [2899] K [1.69 σ]

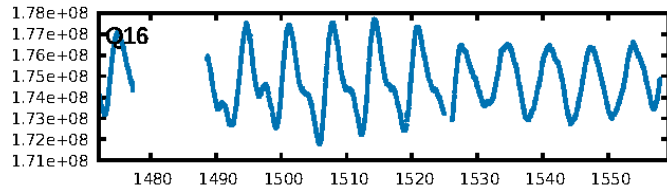
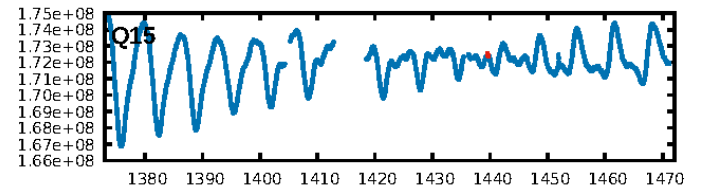
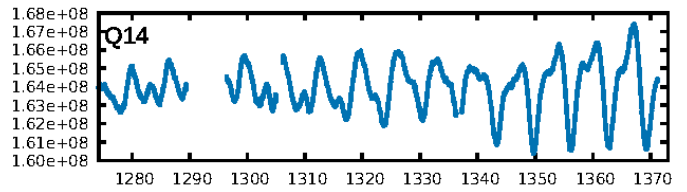
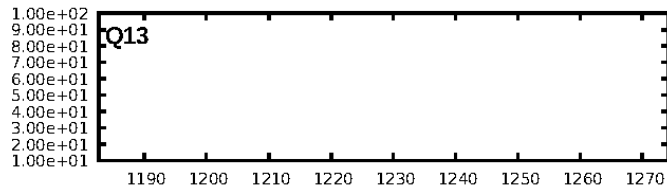
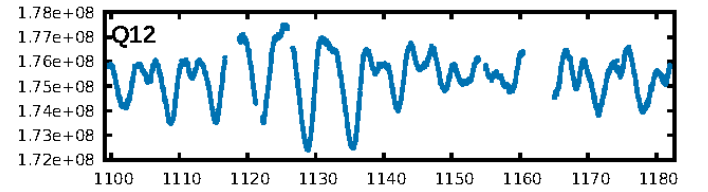
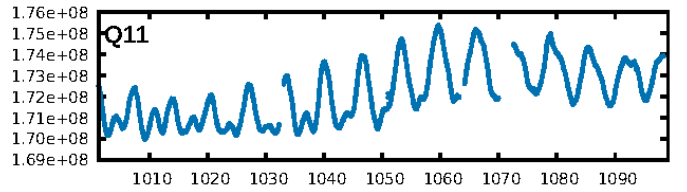
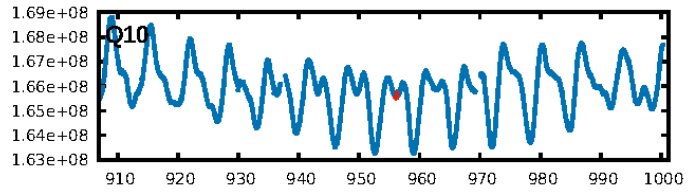
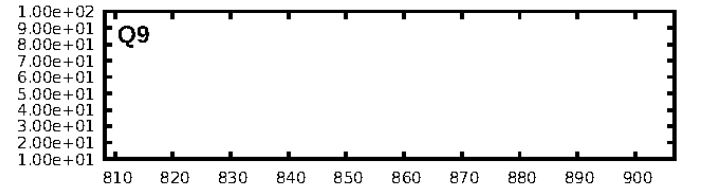
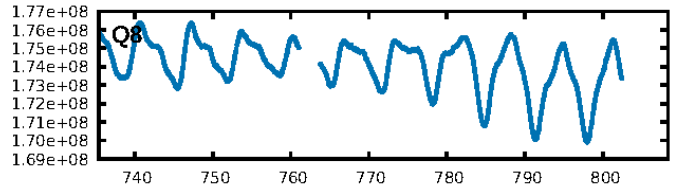
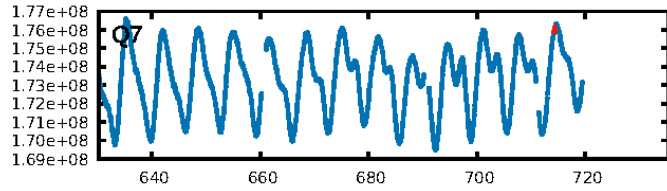
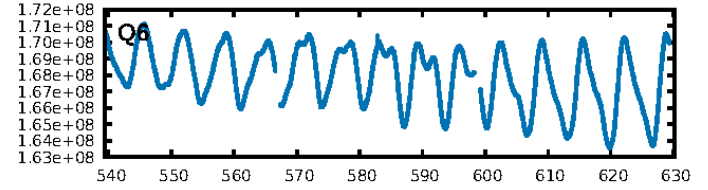
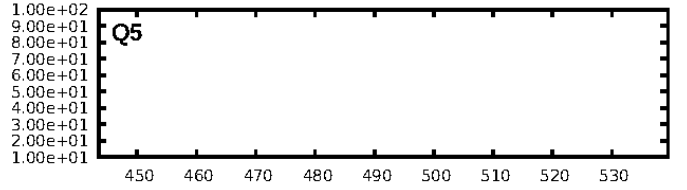
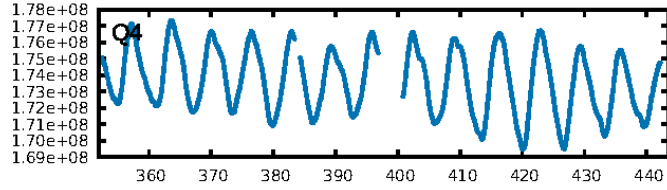
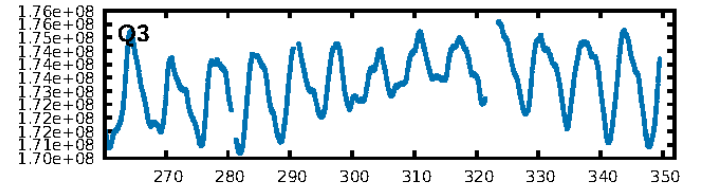
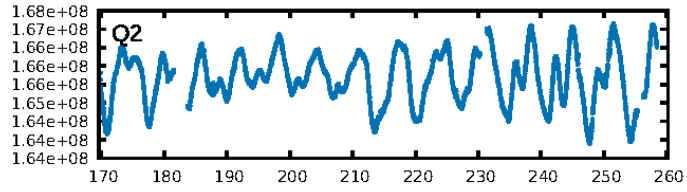
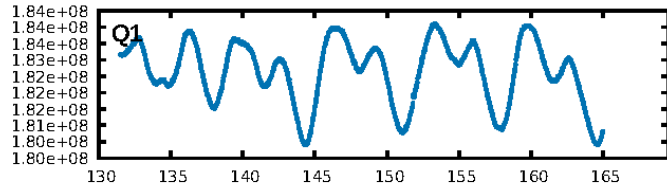
DV Diagnostic Results:

ShortPeriod-sig: N/A
LongPeriod-sig: N/A
ModelChiSquare2-sig: 14.3%
ModelChiSquareGof-sig: 48.9%
Bootstrap-pfa: 1.02e-10
RollingBand-fgt: 1.00 [3/3]
GhostDiagnostic-chr: -0.4322
Centroid-sig: 47.7%
Centroid-so: 0.803 arcsec [0.58 σ]
OotOffset-rm: 0.569 arcsec [1.95 σ]
OotOffset-st: 1/1/0/0 [2]
KicOffset-rm: 0.730 arcsec [2.81 σ]
KicOffset-st: 1/1/0/0 [2]
DiffImageQuality-fgm: 0.50 [1/2]
DiffImageOverlap-fno: 1.00 [2/2]

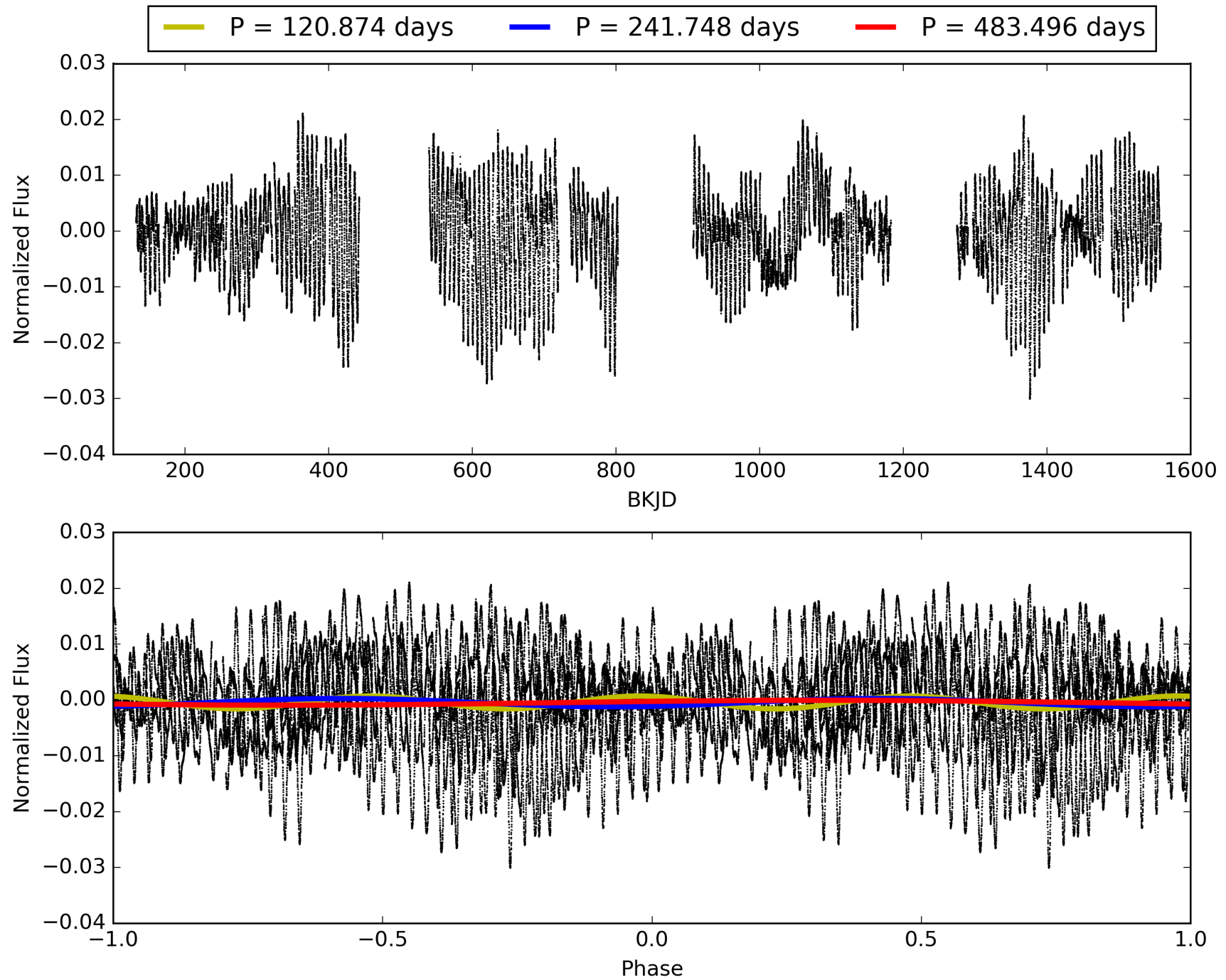
Software Revision: svn+ssh://murzim/repo/soc/tags/release/9.3.42@60958 -- Date Generated: 31-Jan-2016 23:05:38 Z

This Data Validation Report Summary was produced in the Kepler Science Operations Center Pipeline at NASA Ames Research Center

TCE 007013975-01, PDC Light Curves

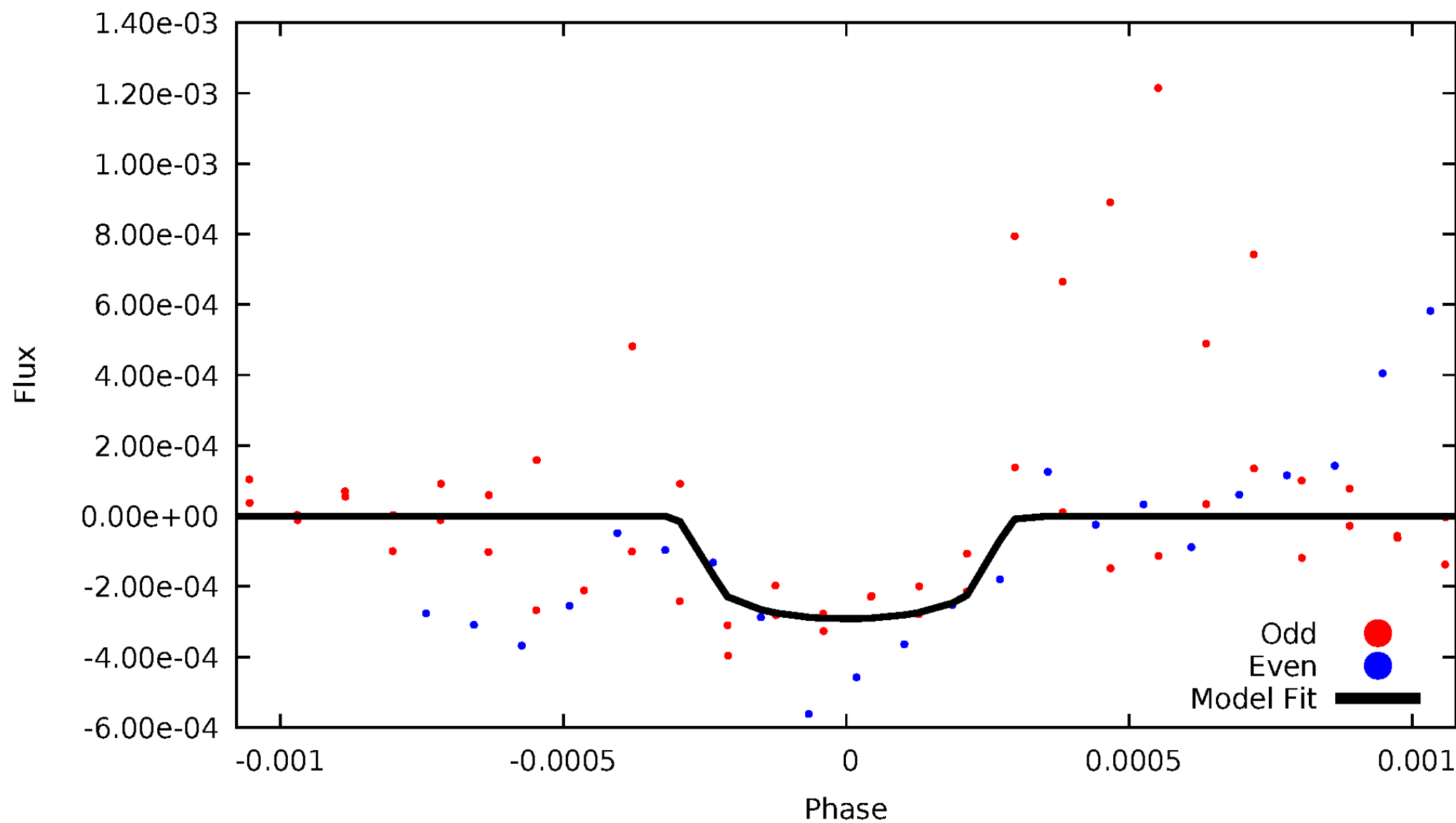


TCE 007013975-01



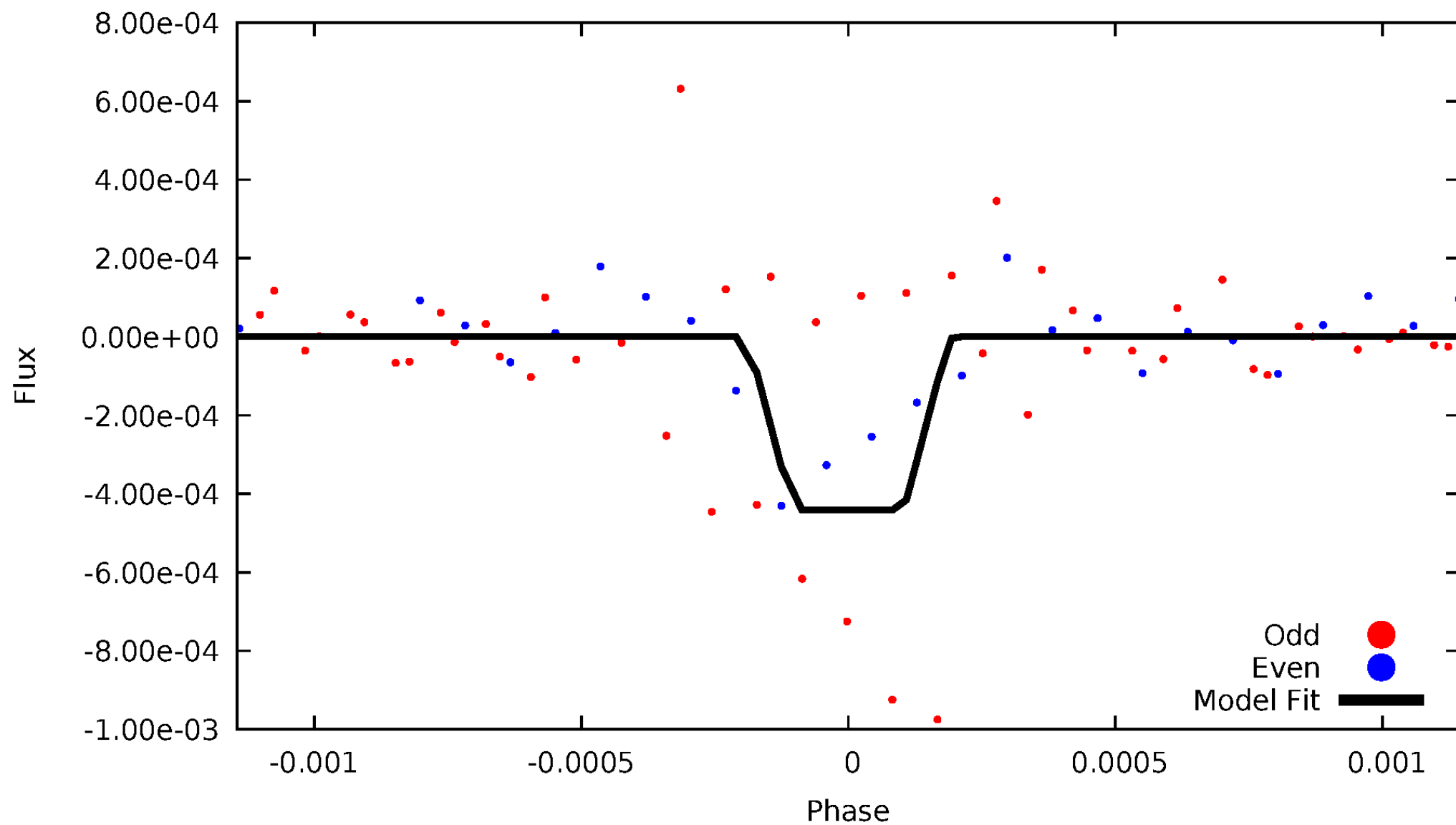
DV Odd/Even

TCE 007013975-01



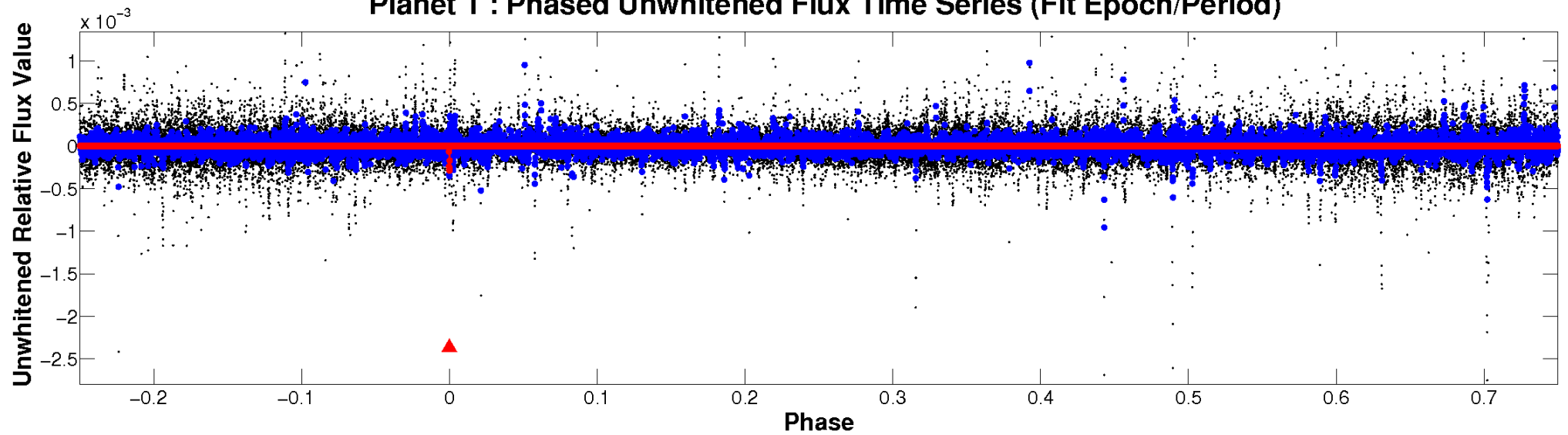
ALT Odd/Even

TCE 007013975-01

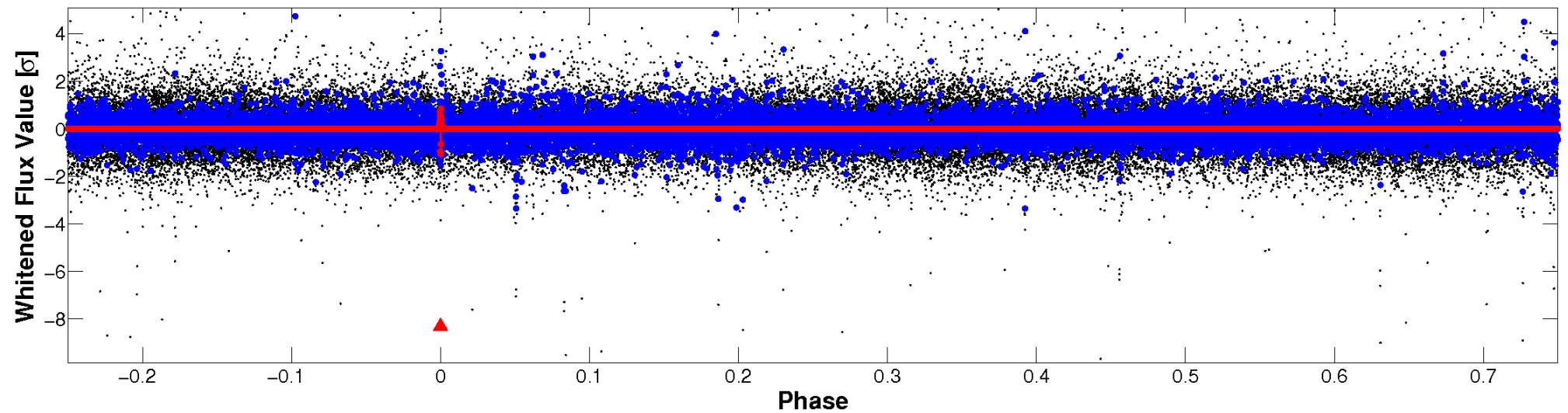


Non-Whitened Vs. Whitened Light Curve

Planet 1 : Phased Unwhitened Flux Time Series (Fit Epoch/Period)

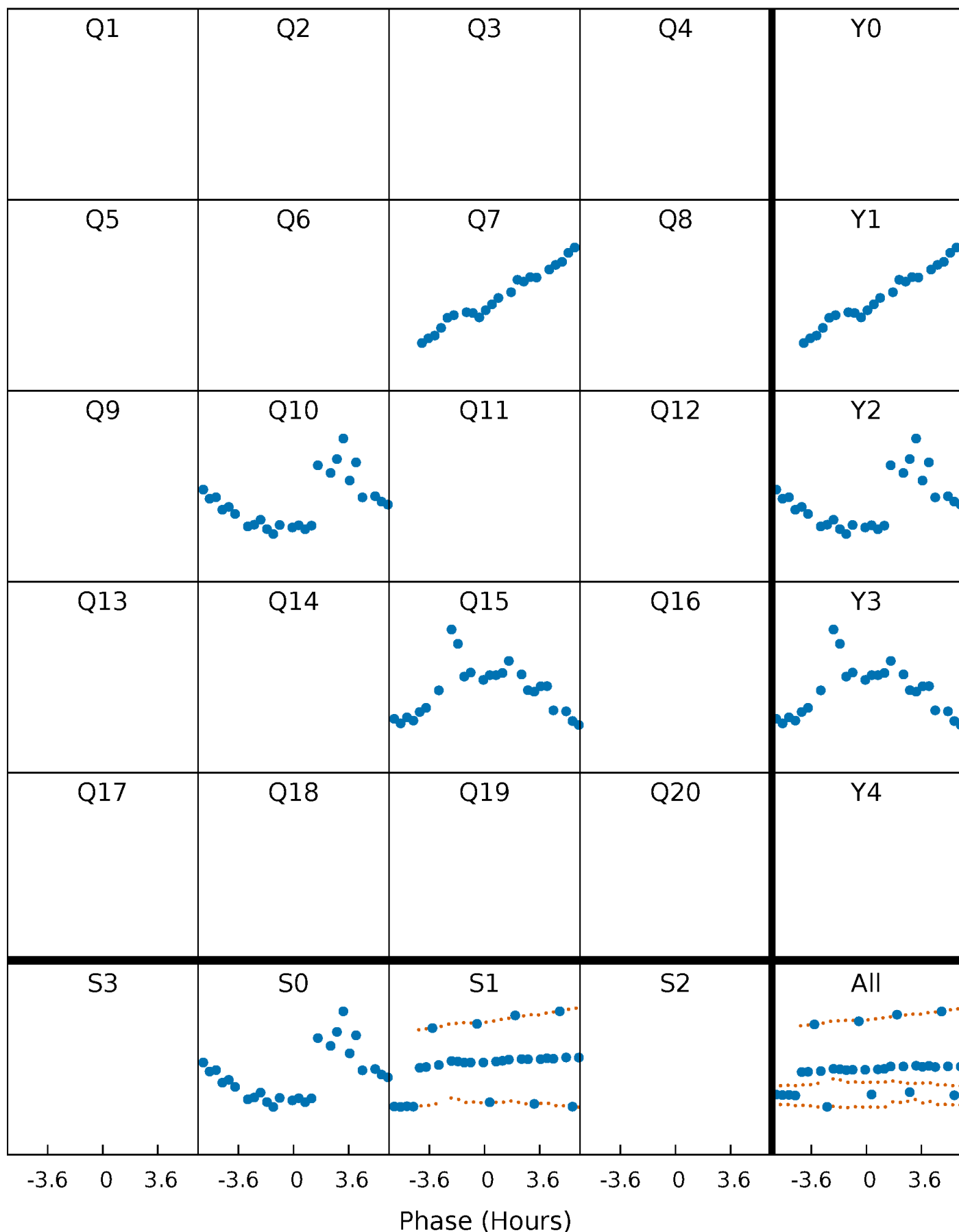


Planet 1 : Phased Whitened Flux Time Series (Fit Epoch/Period)



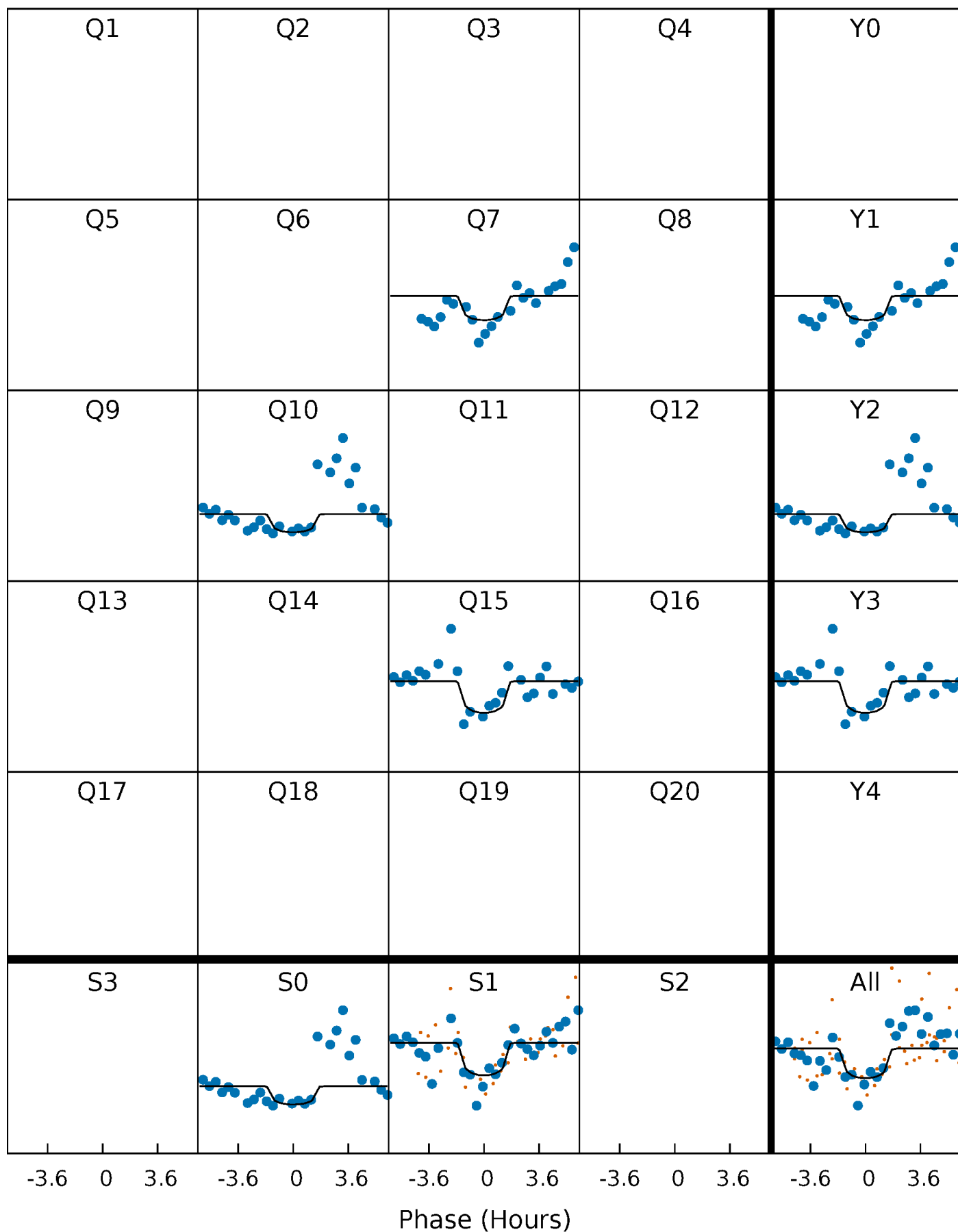
PDC Quarter-Phased Transit Curves

TCE 007013975-01 P=241.747982 Days $T_0=230.878027$ (BKJD)



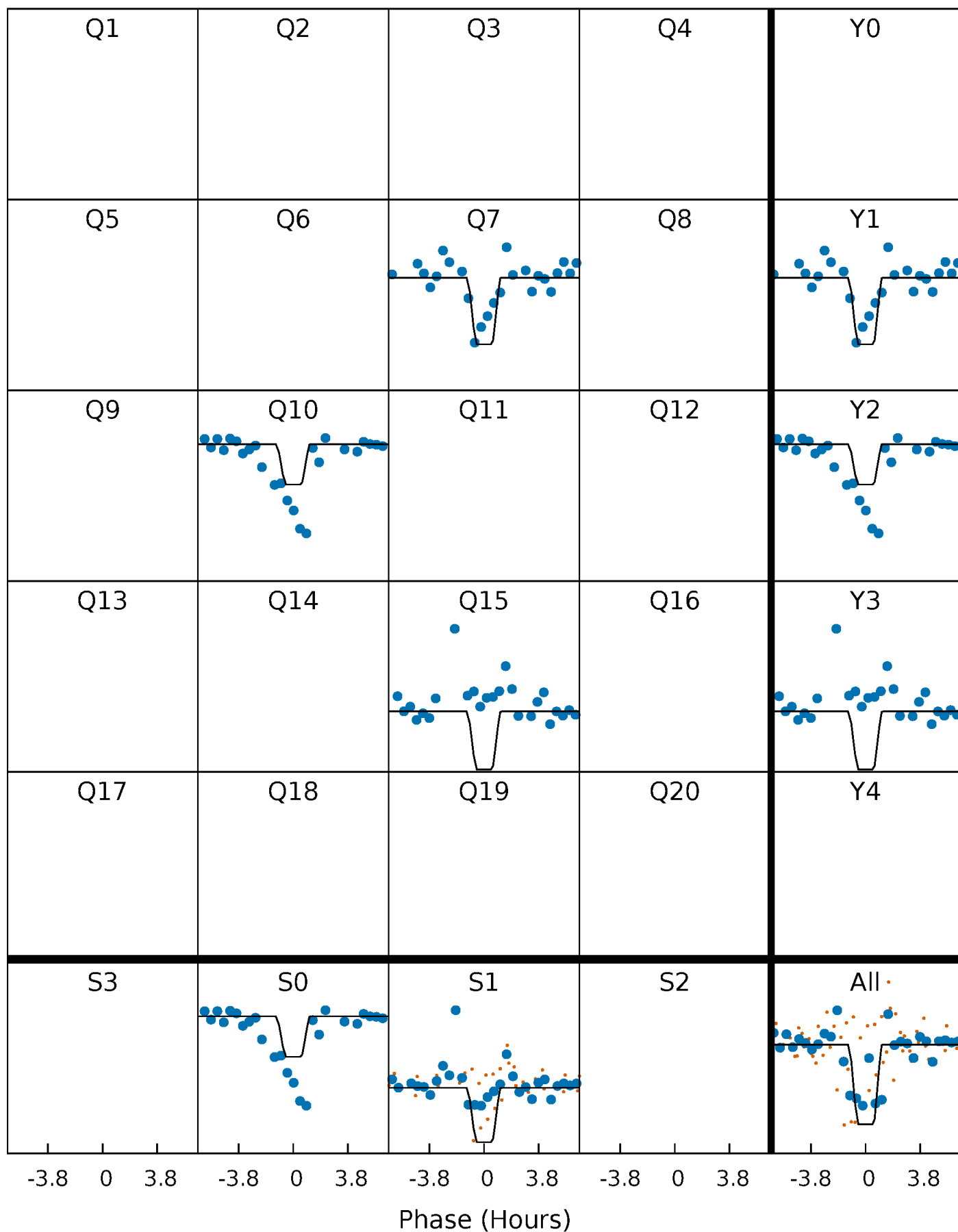
DV Quarter-Phased Transit Curves

TCE 007013975-01 P=241.747982 Days $T_0=230.878027$ (BKJD)



Alt. Detrend Quarter-Phased Transit Curves

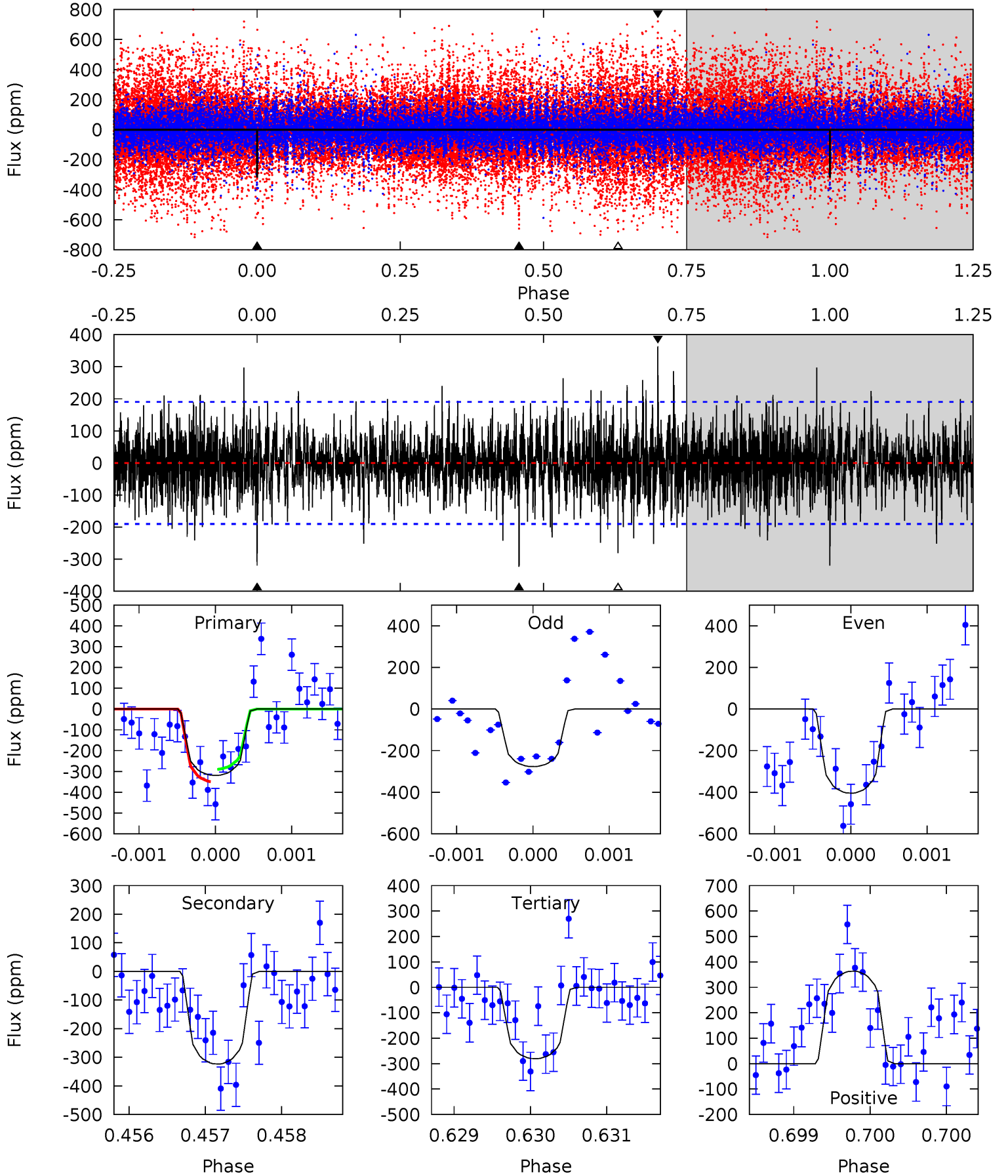
TCE 007013975-01 P=241.744884 Days $T_0=230.898468$ (BKJD)



DV Model-Shift Uniqueness Test

007013975-01, $P = 241.747982$ Days, $E = 230.878027$ Days

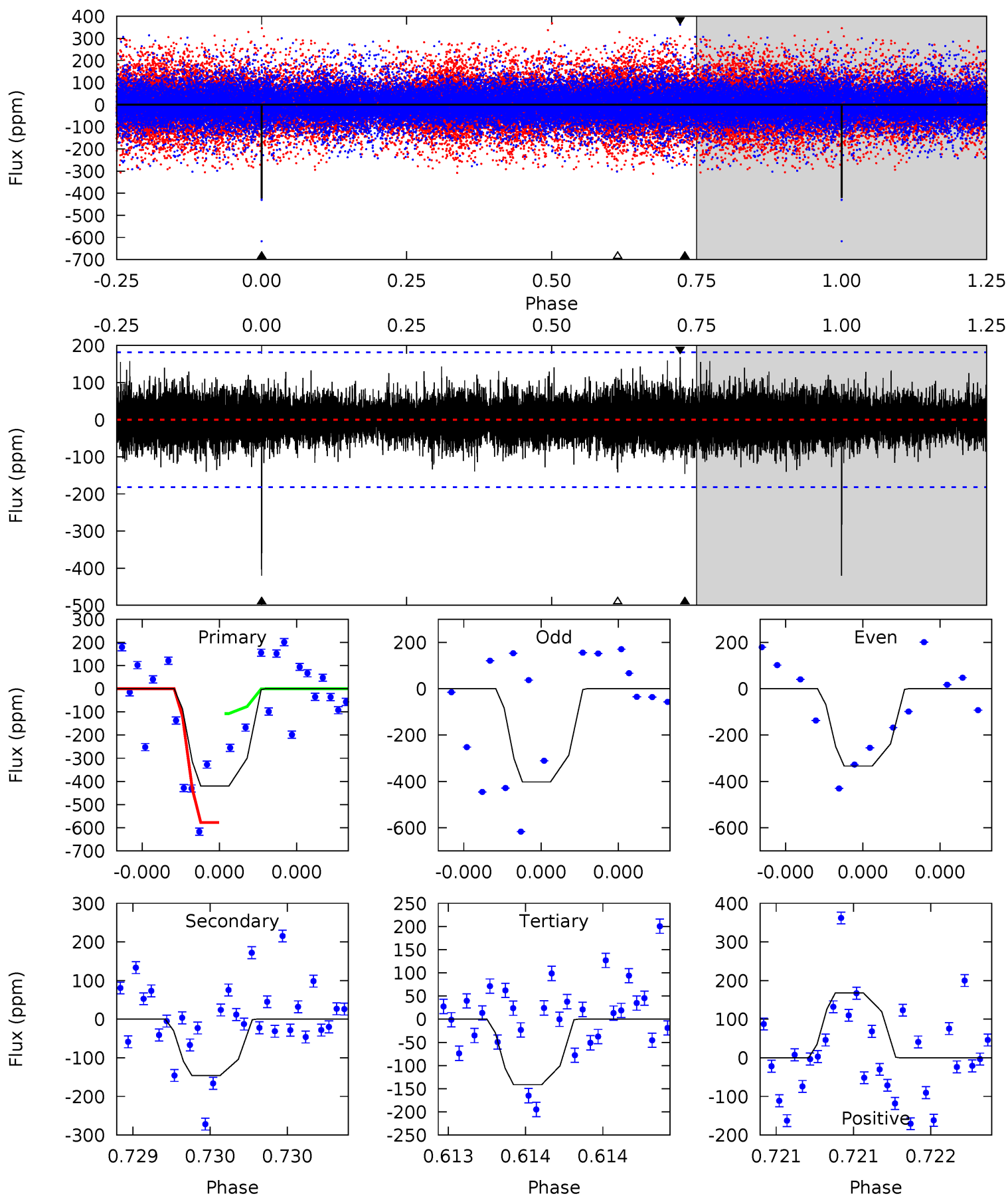
Pri	Sec	Ter	Pos	FA ₁	FA ₂	F _{Red}	Pri-Ter	Pri-Pos	Sec-Ter	Sec-Pos	Odd-Evn	DMM	Shape	TAT
9.28	9.40	8.16	10.6	5.53	3.41	1.90	1.12	-1.29	1.25	-1.16	1.62	1.14	0.53	0.87



Alt Model-Shift Uniqueness Test

007013975-01, P = 241.744884 Days, E = 230.898468 Days

Pri	Sec	Ter	Pos	FA ₁	FA ₂	F _{Red}	Pri-Ter	Pri-Pos	Sec-Ter	Sec-Pos	Odd-Evn	DMM	Shape	TAT
13.0	4.52	4.38	5.20	5.63	3.57	1.07	8.64	7.82	0.14	-0.68	1.33	1.07	0.29	8.49



Stellar Parameters For KIC 007013975

	$T_{\text{eff}}(K)$	$\log(g)$	[Fe/H]	R (R_{\odot})	$M(M_{\odot})$	p_{\star} ($\text{g}\cdot\text{cm}^{-3}$)
	5395^{+162}_{-145}	$4.573^{+0.084}_{-0.063}$	$-0.800^{+0.300}_{-0.300}$	$0.699^{+0.074}_{-0.074}$	$0.666^{+0.079}_{-0.028}$	$2.747^{+0.925}_{-0.580}$
	+3%/-3%	+2%/-1%	+37%/-37%	+11%/-11%	+12%/-4%	+34%/-21%
Source	PHO1	KIC0	KIC0	DSEP		

KIC = Kepler Input Catalog; PHO = Photometry; SPE = Spectroscopy; AST = Asteroseismology
 TRA = Transits; DESP = Dartmouth Models; MULT = Multiple Models

Secondary Eclipse Parameters for KIC 007013975-01 / KOI

Detrend	Depth (ppm)	R_p (R_{\oplus})	T_{max} (K)	T_{obs} (K)	A_{obs}
DV	-324 ± 34	$1.57^{+1.33}_{-1.01}$	340^{+14}_{-13}	5100^{+3552}_{-1094}	$32161^{+216208}_{-22989}$
Alt.	-146 ± 32	$1.79^{+1.43}_{-1.07}$	341^{+14}_{-14}	4129^{+1935}_{-745}	10793^{+56205}_{-7518}

T_{max} = Theoretical Maximum Planetary Temperature

T_{obs} = Observed Planetary Temperature (Assuming $A=0.3$)

A_{obs} = Observed Albedo (Assuming $T=0$)

If a secondary eclipse is present, the system is likely an EB if $T_{obs} \gg T_{max}$ AND $A_{obs} \gg 1.0$

DV Centroid Data

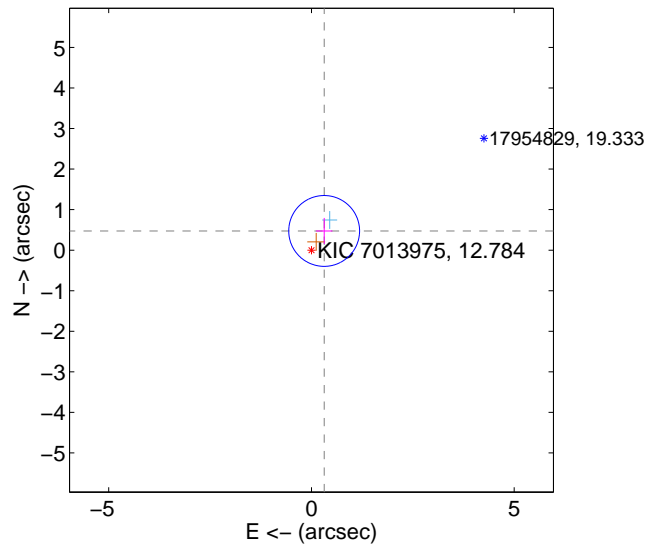
Supplemental centroid analysis for 007013975-01. Kepler magnitude: 12.78. Transit SNR 4.92

There are 1 quarters with good PRF difference image offsets

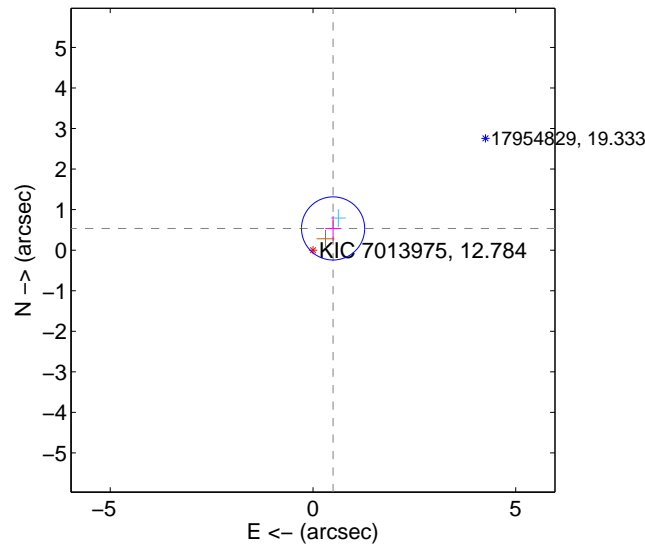
The direct PRF centroid is offset from the target star catalog position by about 0.21 arcsec

	Distance in arcsec	Distance / σ	Δ RA	Δ Dec
PRF-fit source offset from OOT	0.569 ± 0.291	1.95	-0.314 ± 0.203	0.474 ± 0.322
PRF-fit source offset from KIC position	0.730 ± 0.260	2.81	-0.496 ± 0.194	0.536 ± 0.305
photometric centroid source offset	0.80 ± 1.39	0.58	0.03 ± 1.54	0.80 ± 1.39

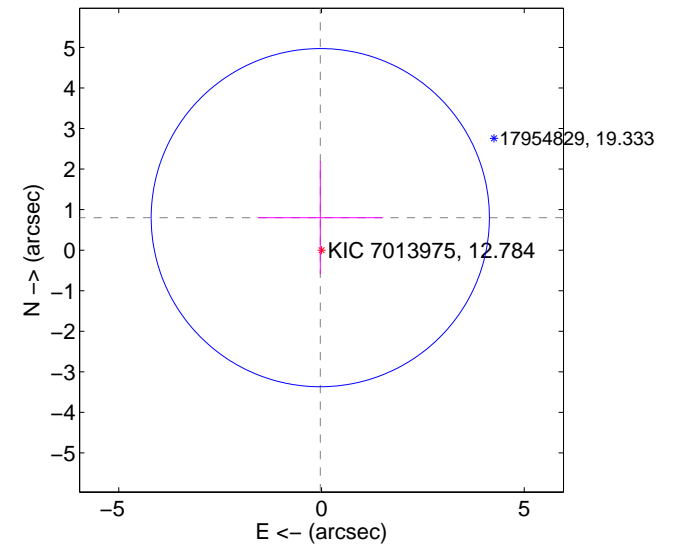
offset from difference PRF-fit to OOT PRF-fit



offset from difference PRF-fit to KIC position



offset from photometric centroids



Centroid source offsets from the target star reconstructed from PRF and photometric centroids. **Sky blue crosses: good quarterly centroid offsets**; **Vermillion crosses: bad quarterly centroid offsets**; magenta cross: average over quarters. Length of the crosses: one- σ uncertainty. Blue circle: three- σ . Red *: target star. Blue *: Other stars. Text next to a star gives its KIC ID and kepmag. KIC IDs > 15,000,000 are from the UKIRT catalog.

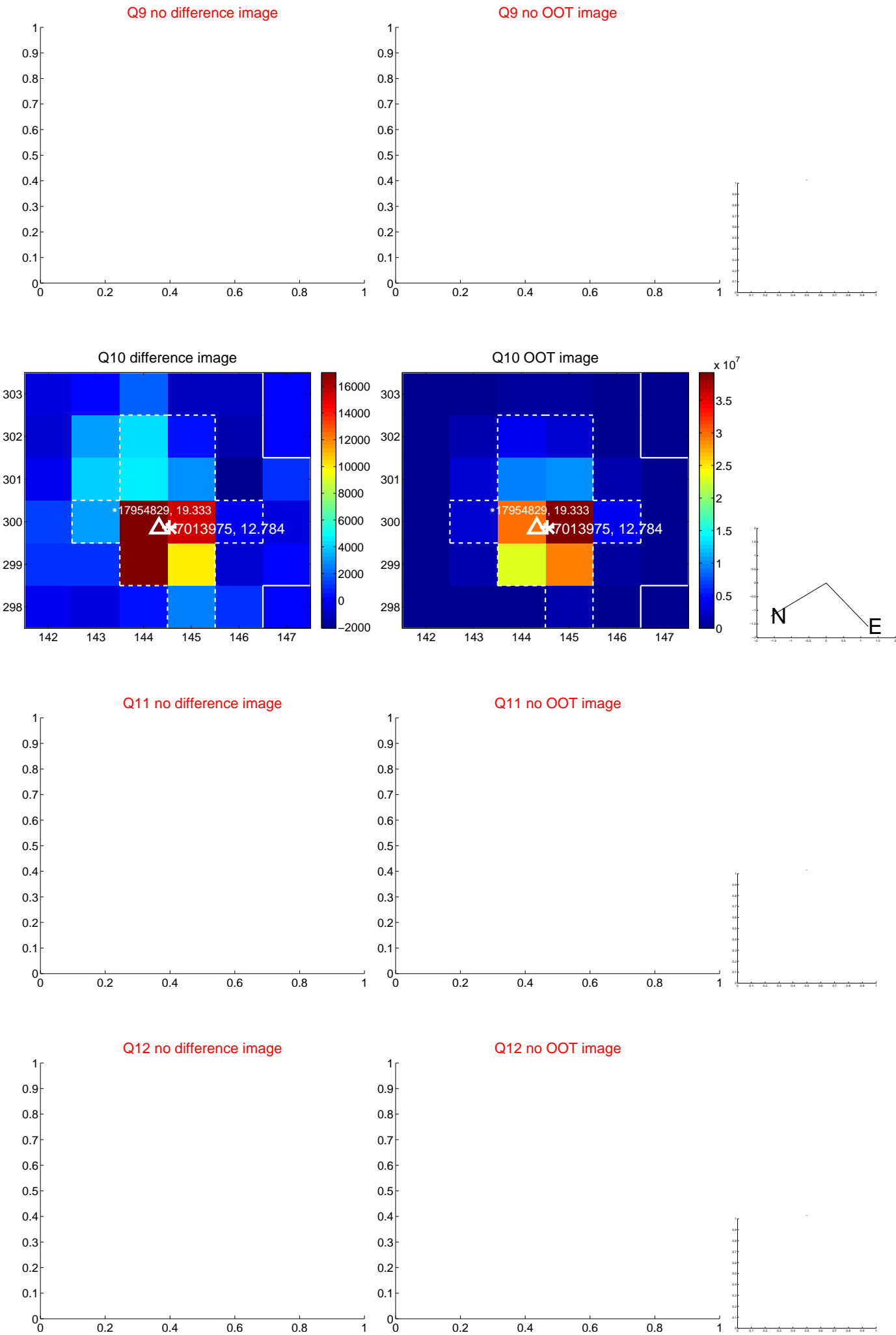
white \times : KIC target position; $+$: OOT centroid; \triangle : difference centroid. red \times : large negative pixel value.



white \times : KIC target position; $+$: OOT centroid; \triangle : difference centroid. red \times : large negative pixel value.



white ×: KIC target position; +: OOT centroid; △: difference centroid. red ✕: large negative pixel value.



white \times : KIC target position; $+$: OOT centroid; \triangle : difference centroid. red \times : large negative pixel value.

Q13 no difference image



Q13 no OOT image



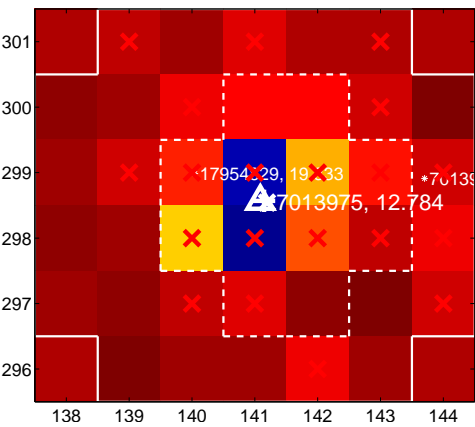
Q14 no difference image



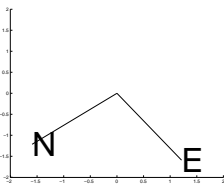
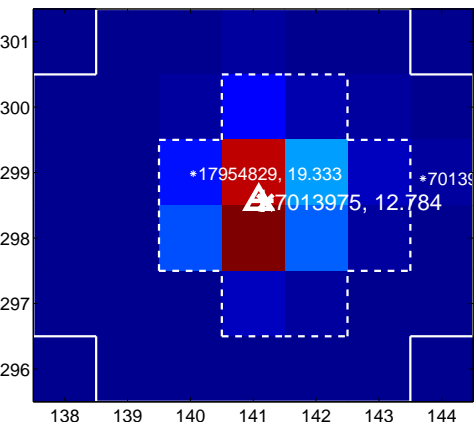
Q14 no OOT image



Q15 difference image. Poor Quality



Q15 OOT image



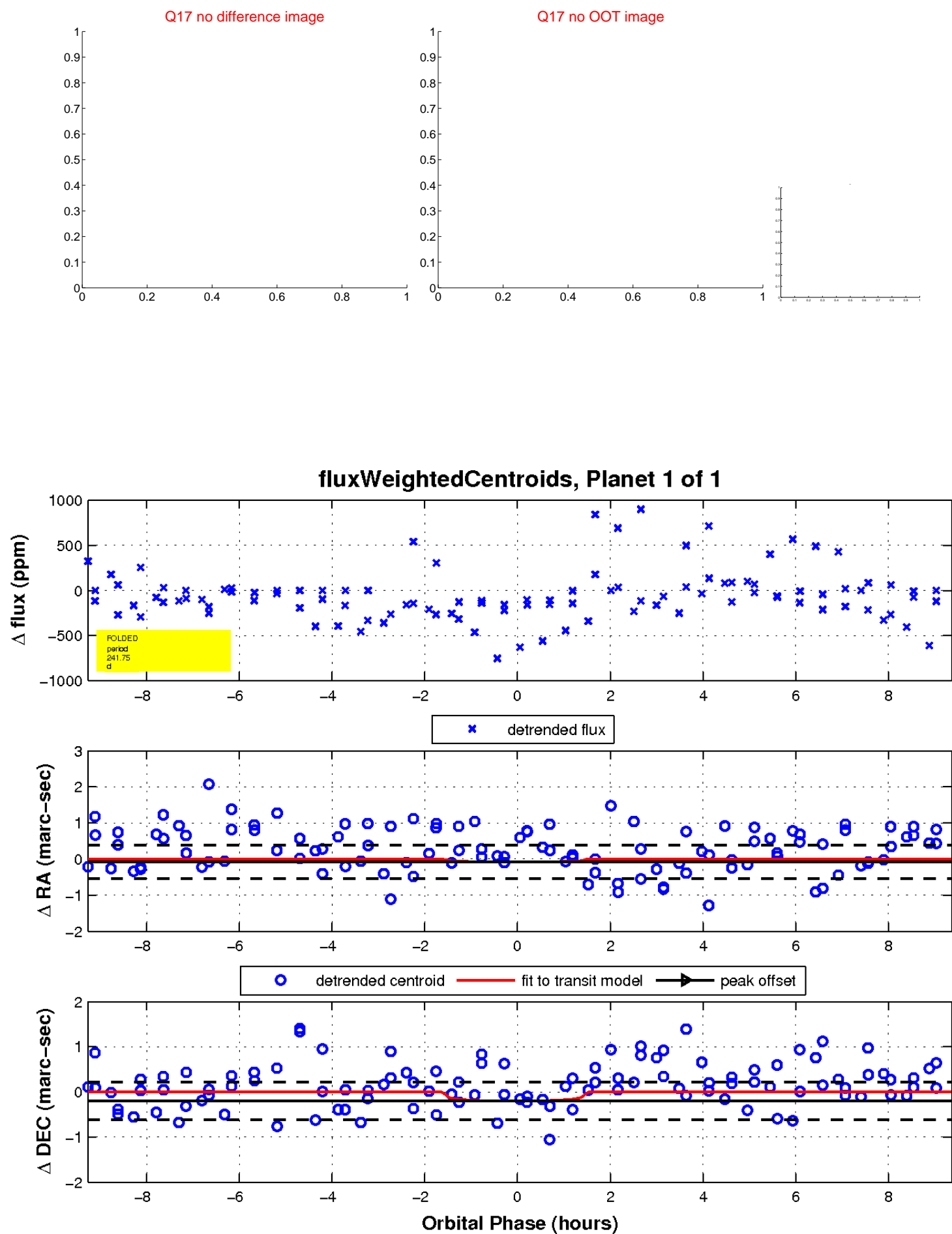
Q16 no difference image



Q16 no OOT image



white \times : KIC target position; $+$: OOT centroid; \triangle : difference centroid. red \times : large negative pixel value.



UKIRT Image

Declination

