

KIC 006947767

Q1-17 DR25 TCE Parameters

TCE	Run Type	KOI?	Period (Days)	Epoch (BKJD)	Depth (ppm)	Duration (Hours)	MES	SNR	R_{\star} (R_{\odot})	T_{\star} (K)	R_p (R_{\oplus})	S_p (S_{\oplus})
006947767-01	OBS	No	93.962928	155.346616	4938.3	2.000	8.0	-1.0	0.66	4067	4.42	0.86

Robovetter Results

TCE	Run Type	Disp	Score	N	S	C	E	Comments
006947767-01	OBS	FP	0.00	1	0	0	0	INDIV_TRANS_CHASES_SKYE—LPP_DV—LPP_ALT—ALL_TRANS_CHASES—MOD_NONUNIQ_ALT—MOD_TER_ALT—MOD_POS_ALT—INCONSISTENT_TRANS—CENT_NOFITS

Notes: OBS = Observed. INJ = Injected. INV = Inverted. SCR = Scrambled.

N = Not Transit-Like. S = Stellar Eclipse. C = Centroid Offset. E = Ephemeris Match.

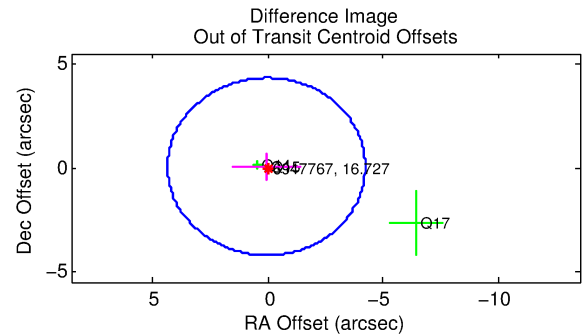
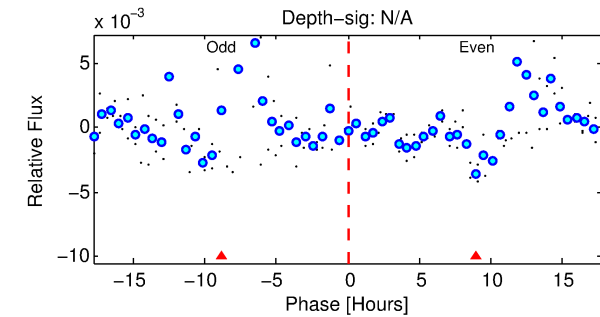
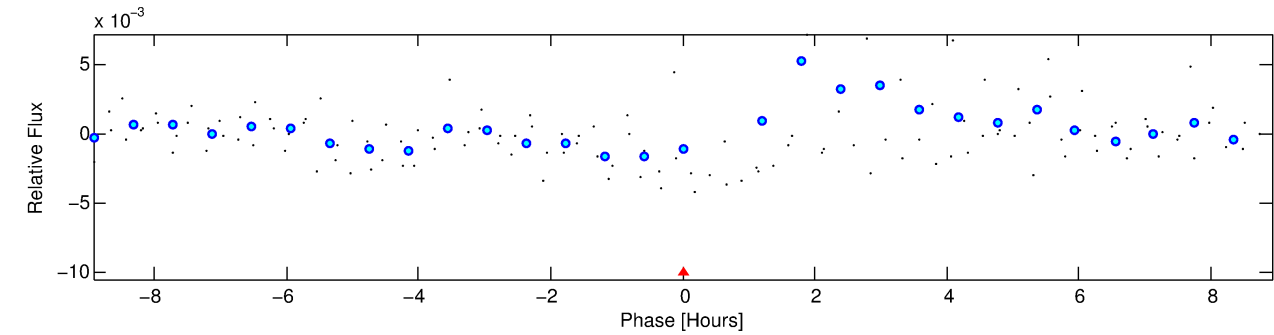
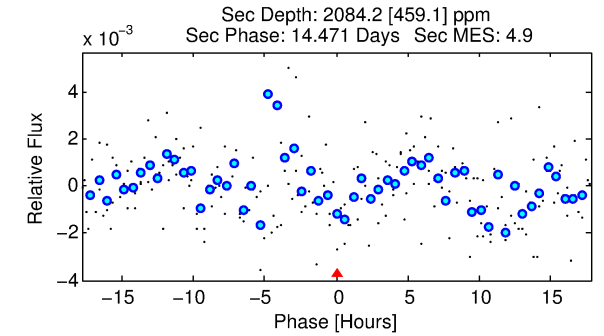
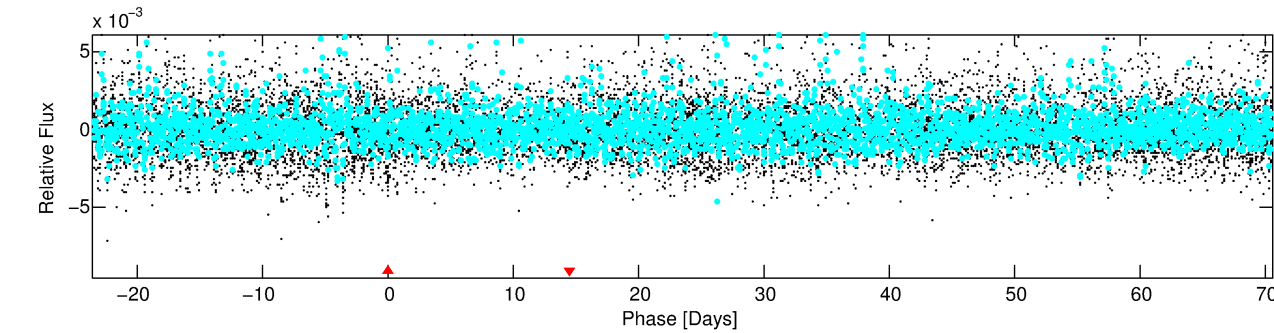
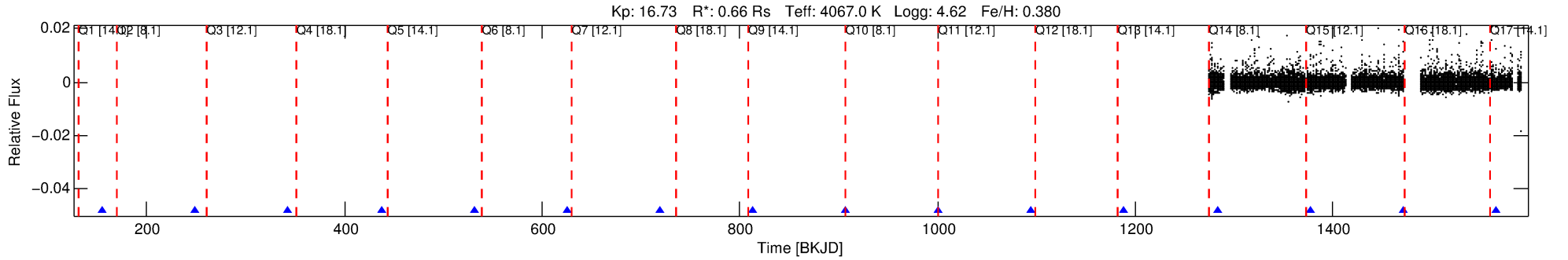
See http://exoplanetarchive.ipac.caltech.edu/docs/API_kepcandidate_columns.html#proj_disp_col for comment definitions.

Ephemeris Match Information For 006947767-01

No Significant Match Found

DV One-Page Summary

KIC: 6947767 Candidate: 1 of 1 Period: 93.963 d



TPS TCE Results:

Period = 93.96293 d
Epoch = 155.3466 BKJD

DV fit results are unavailable

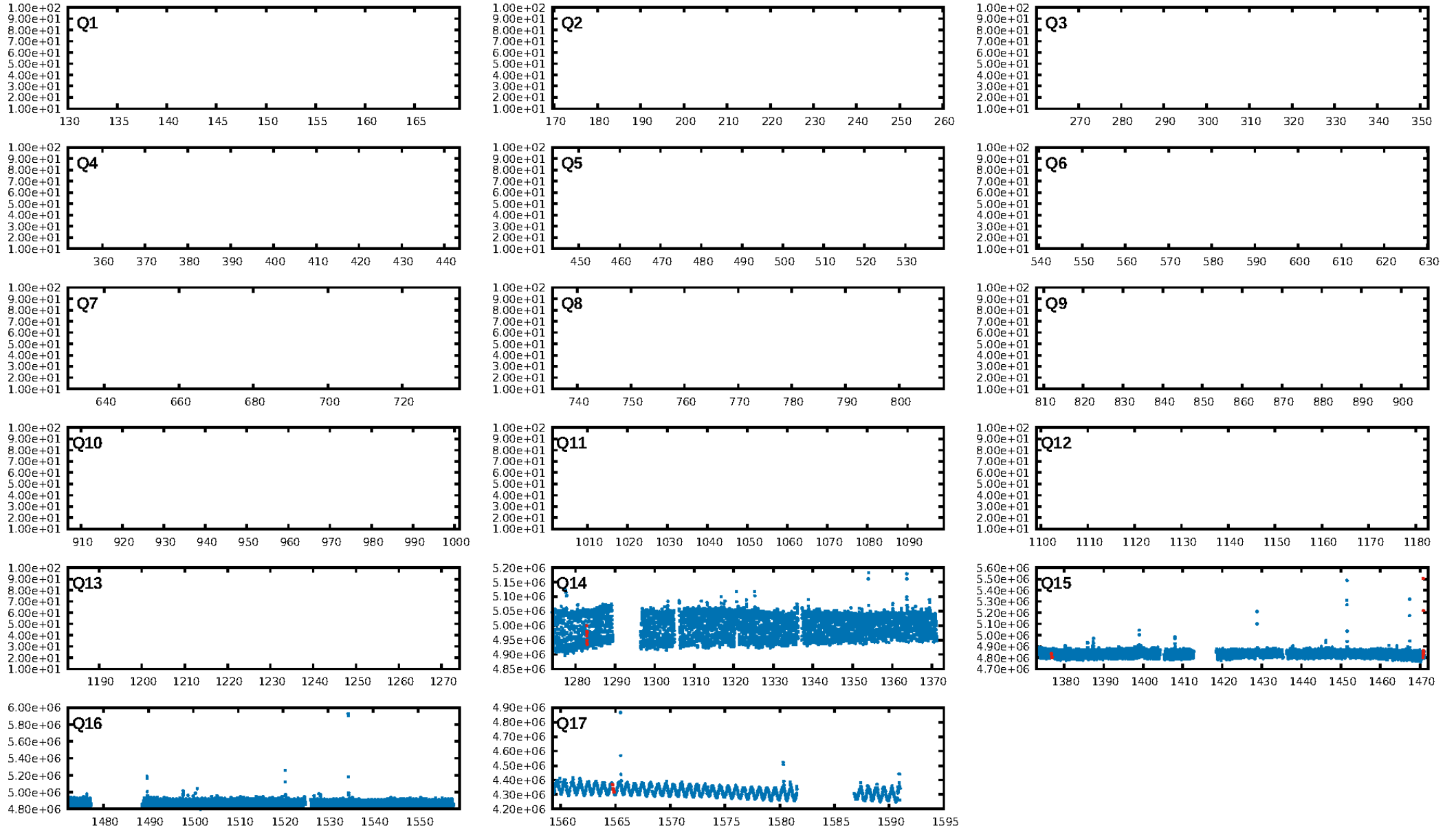
DV Diagnostic Results:

ShortPeriod-sig: N/A
LongPeriod-sig: N/A
ModelChiSquare2-sig: N/A
ModelChiSquareGof-sig: N/A
Bootstrap-pfa: 6.51e-11
RollingBand-fgt: 1.00 [3/3]
GhostDiagnostic-chr: 19.15
Centroid-sig: 73.1%
Centroid-so: 0.778 arcsec [0.58σ]
OotOffset-rm: 0.078 arcsec [0.05σ]
KicOffset-rm: 0.247 arcsec [0.15σ]
OotOffset-st: 1/1/0/1 [3]
KicOffset-st: 1/1/0/1 [3]
DiffImageQuality-fgm: 0.67 [2/3]
DiffImageOverlap-fno: 1.00 [3/3]

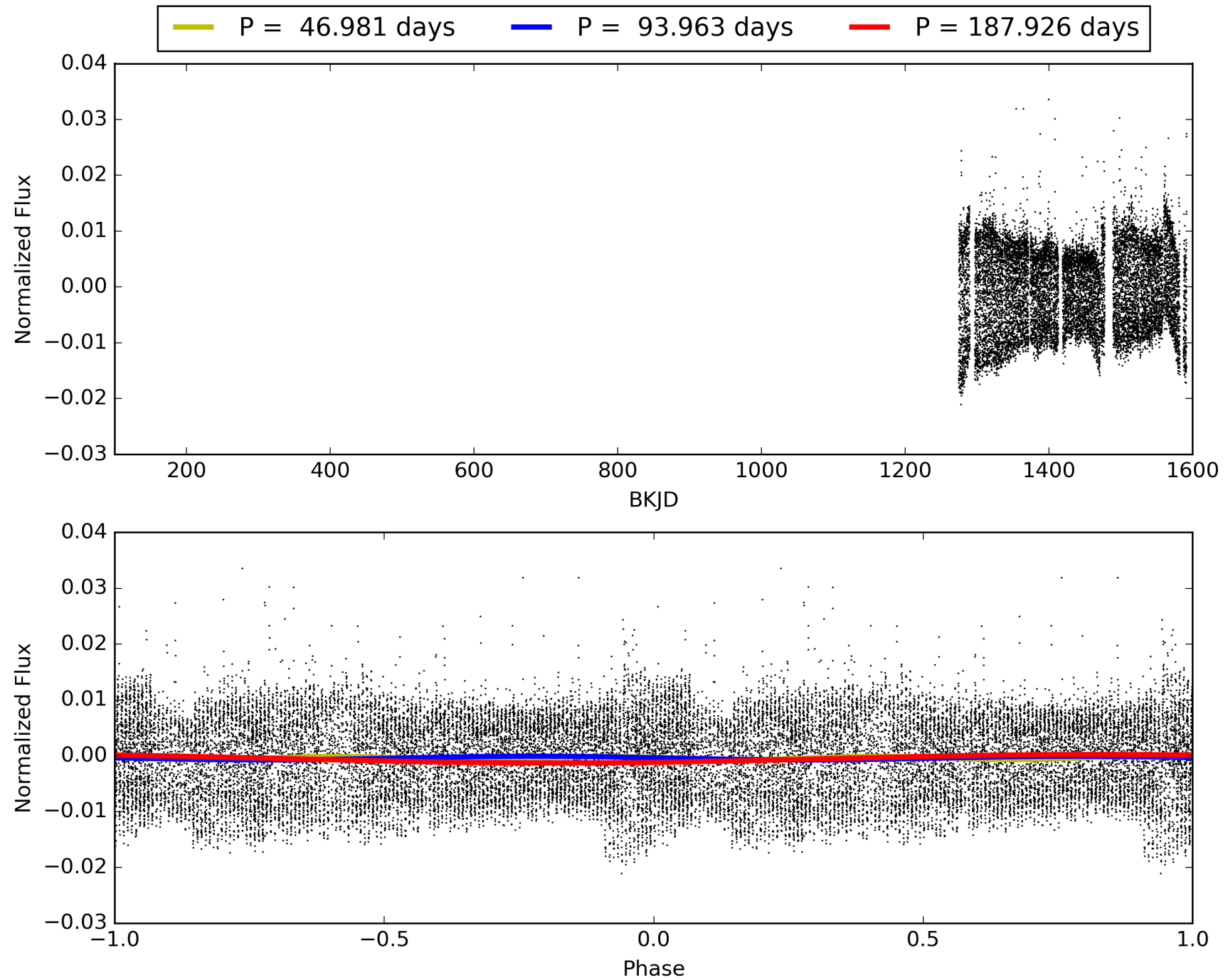
Software Revision: svn+ssh://murzim/repo/soc/tags/release/9.3.42@60958 -- Date Generated: 29-Jan-2016 01:51:28 Z

This Data Validation Report Summary was produced in the Kepler Science Operations Center Pipeline at NASA Ames Research Center

TCE 006947767-01, PDC Light Curves

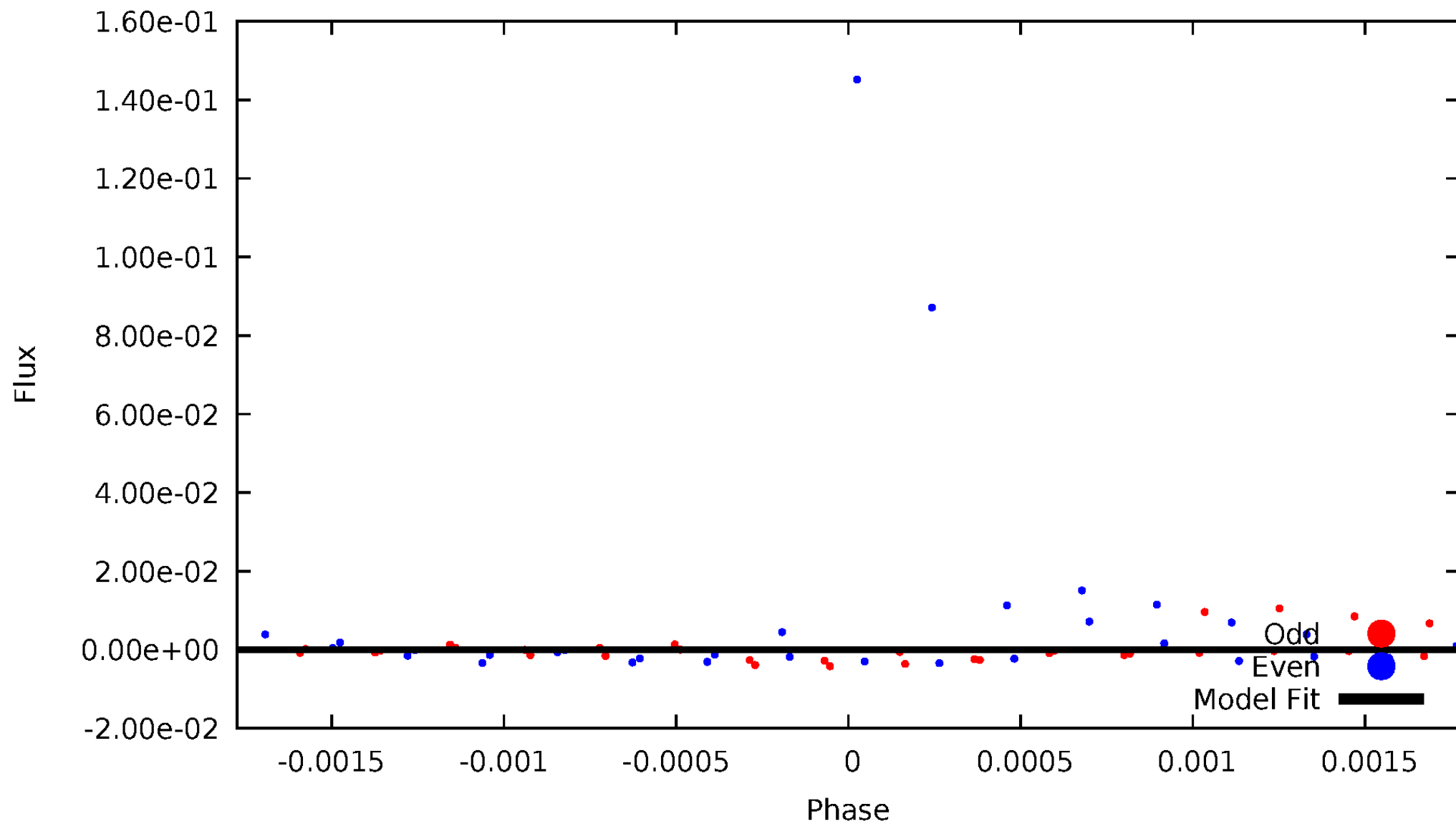


TCE 006947767-01



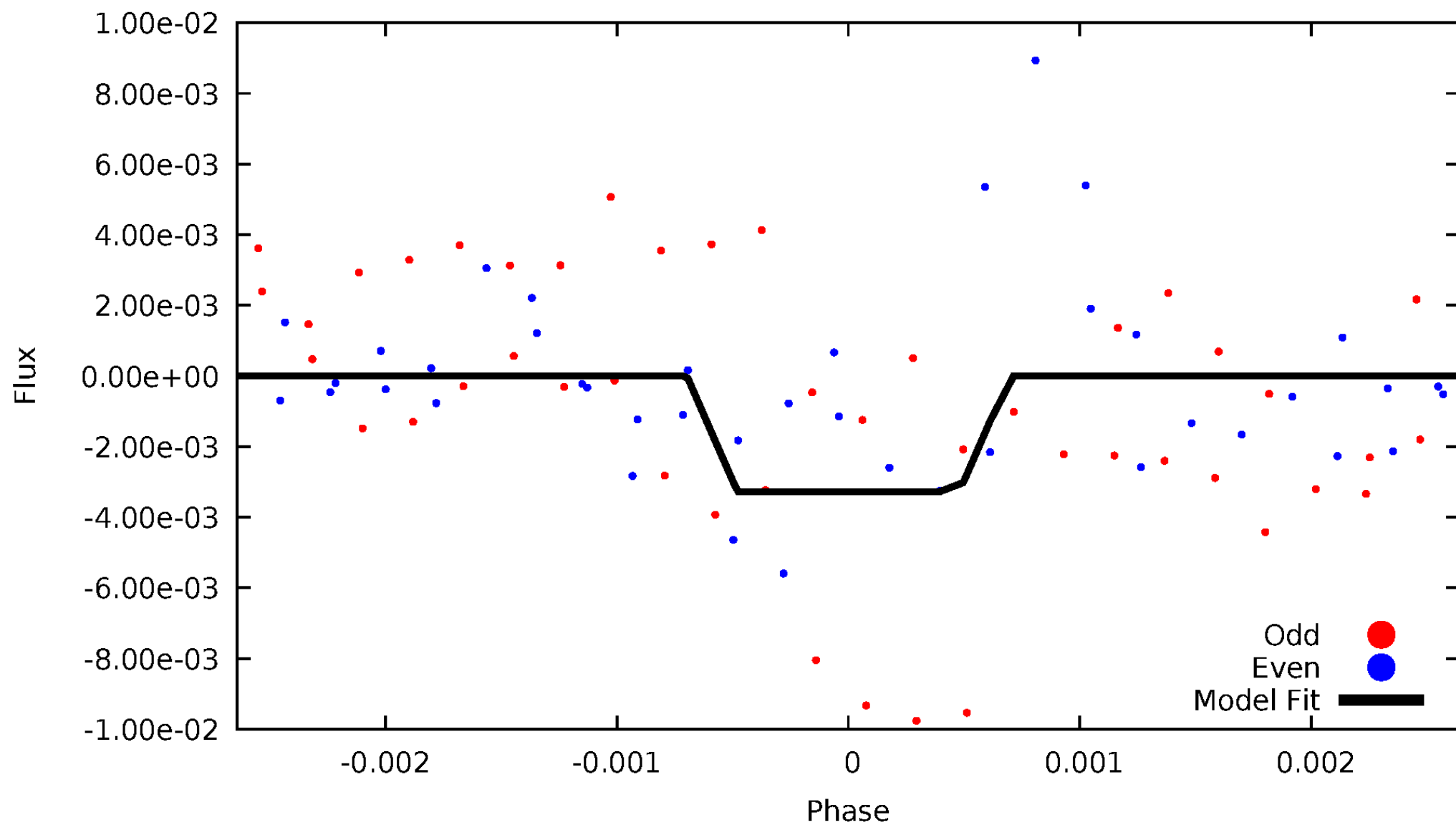
DV Odd/Even

TCE 006947767-01



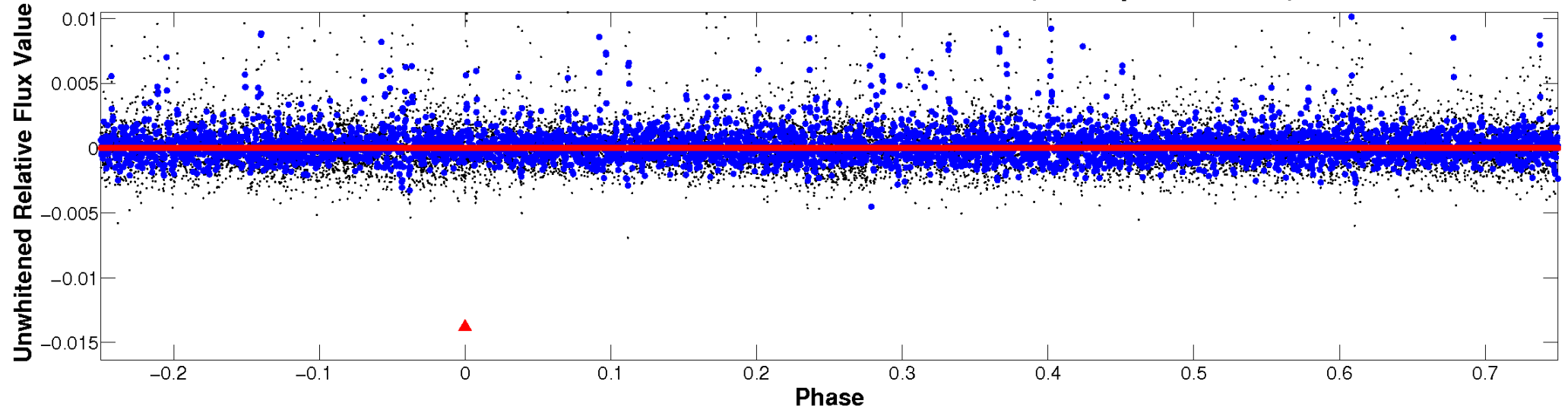
ALT Odd/Even

TCE 006947767-01

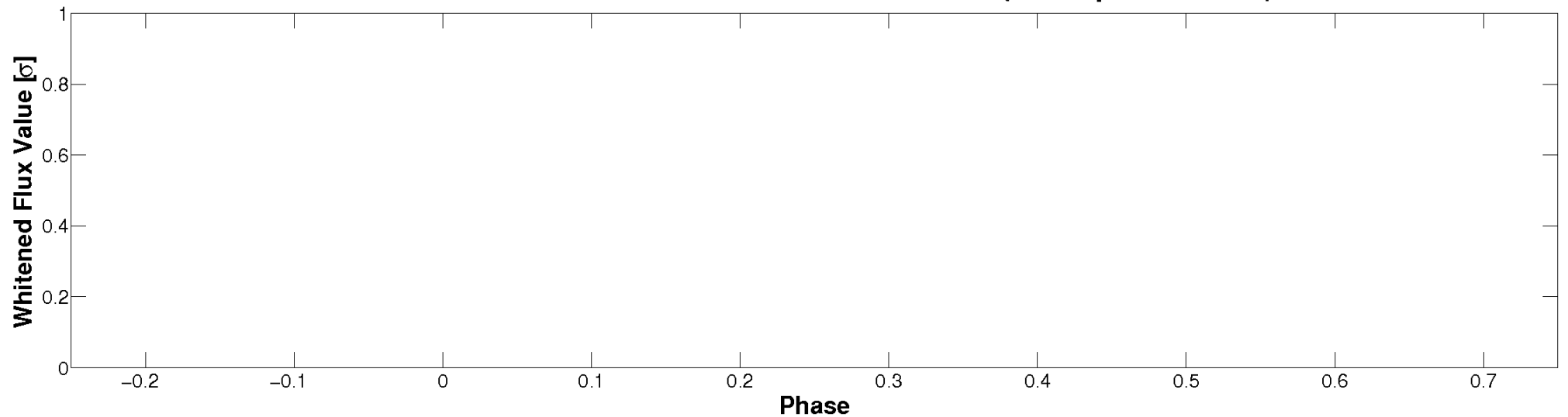


Non-Whitened Vs. Whitened Light Curve

Planet 1 : Phased Unwhitened Flux Time Series (TPS Epoch/Period)

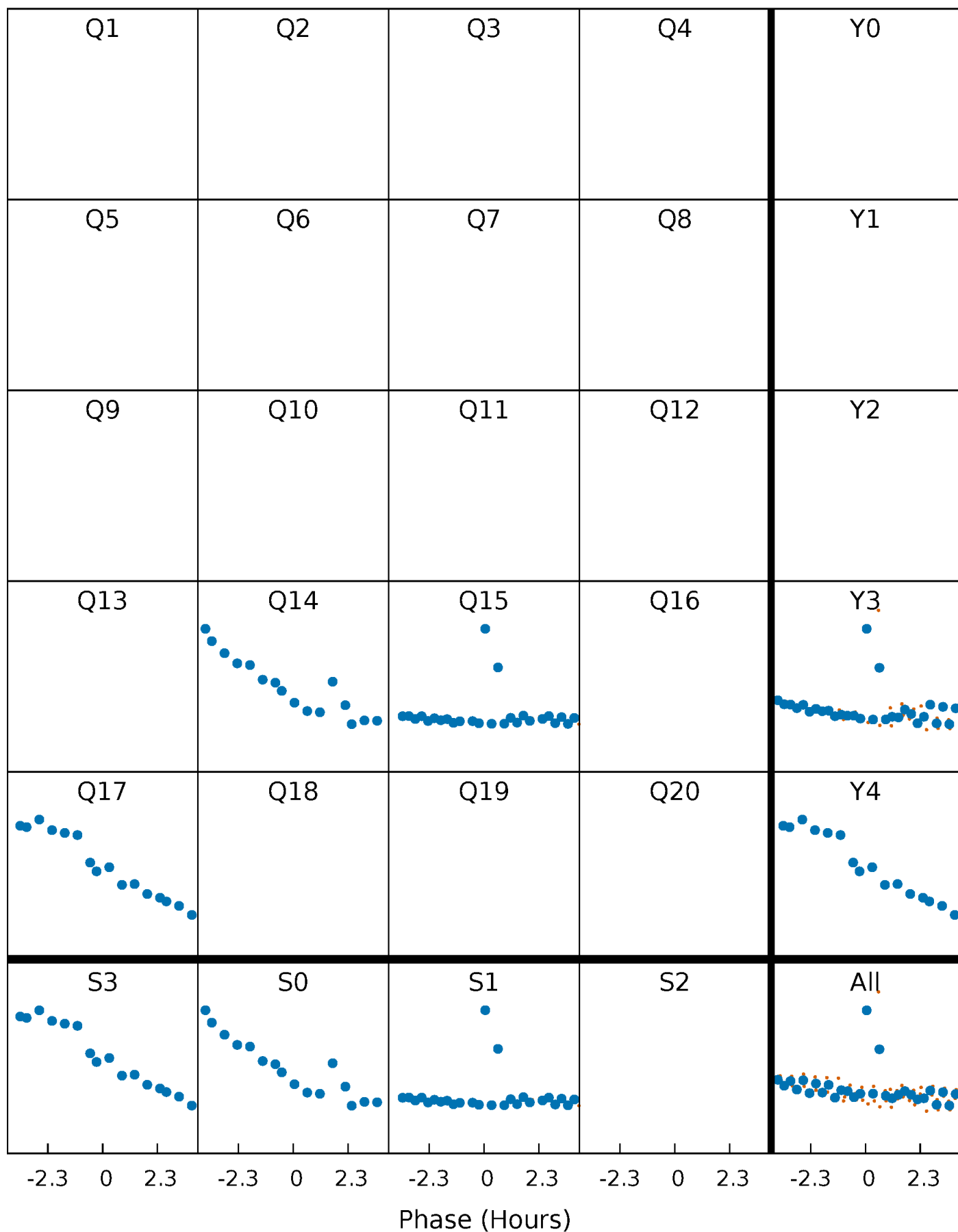


Planet 1 : Phased Whitened Flux Time Series (TPS Epoch/Period)



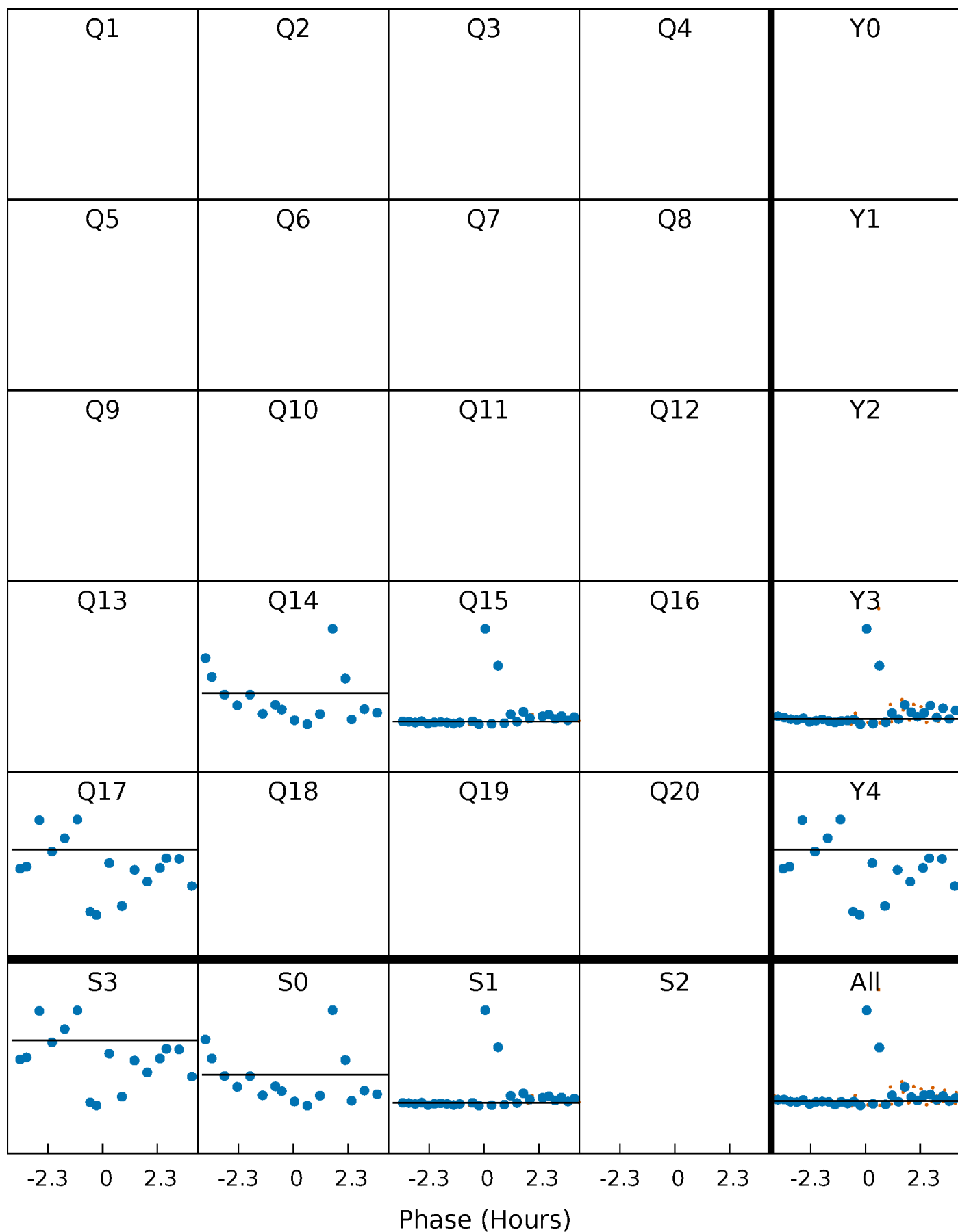
PDC Quarter-Phased Transit Curves

TCE 006947767-01 P= 93.962928 Days $T_0=155.346616$ (BKJD)



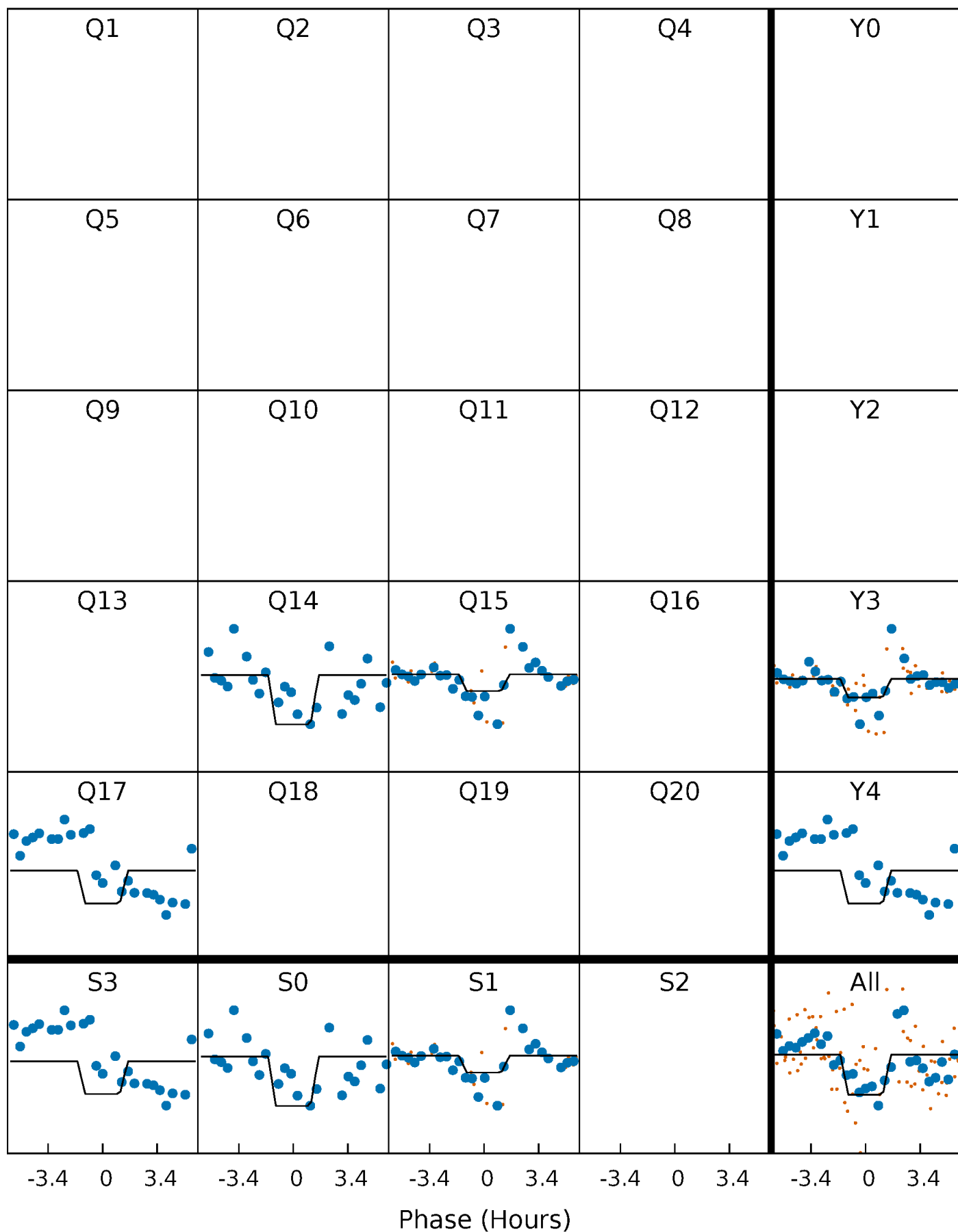
DV Quarter-Phased Transit Curves

TCE 006947767-01 P= 93.962928 Days $T_0=155.346616$ (BKJD)



Alt. Detrend Quarter-Phased Transit Curves

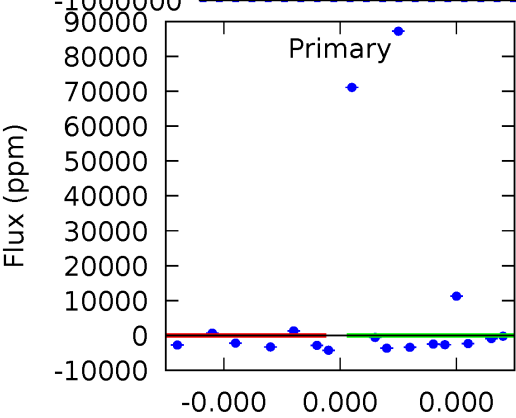
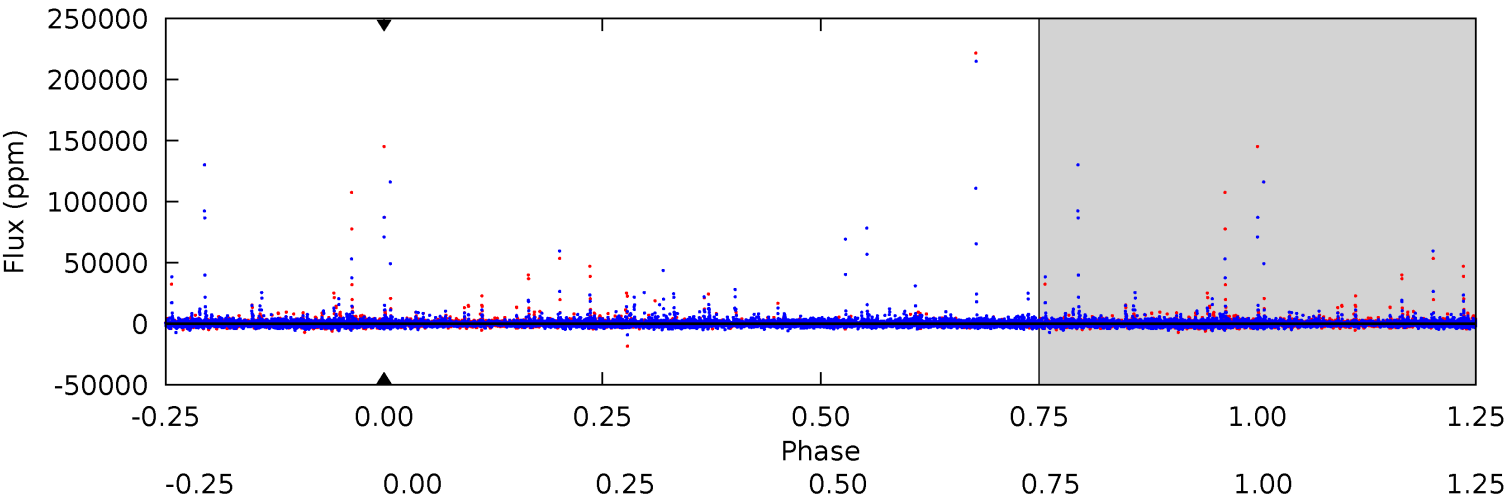
TCE 006947767-01 P= 93.962928 Days $T_0=155.334396$ (BKJD)



DV Model-Shift Uniqueness Test

006947767-01, P = 93.962928 Days, E = 155.346616 Days

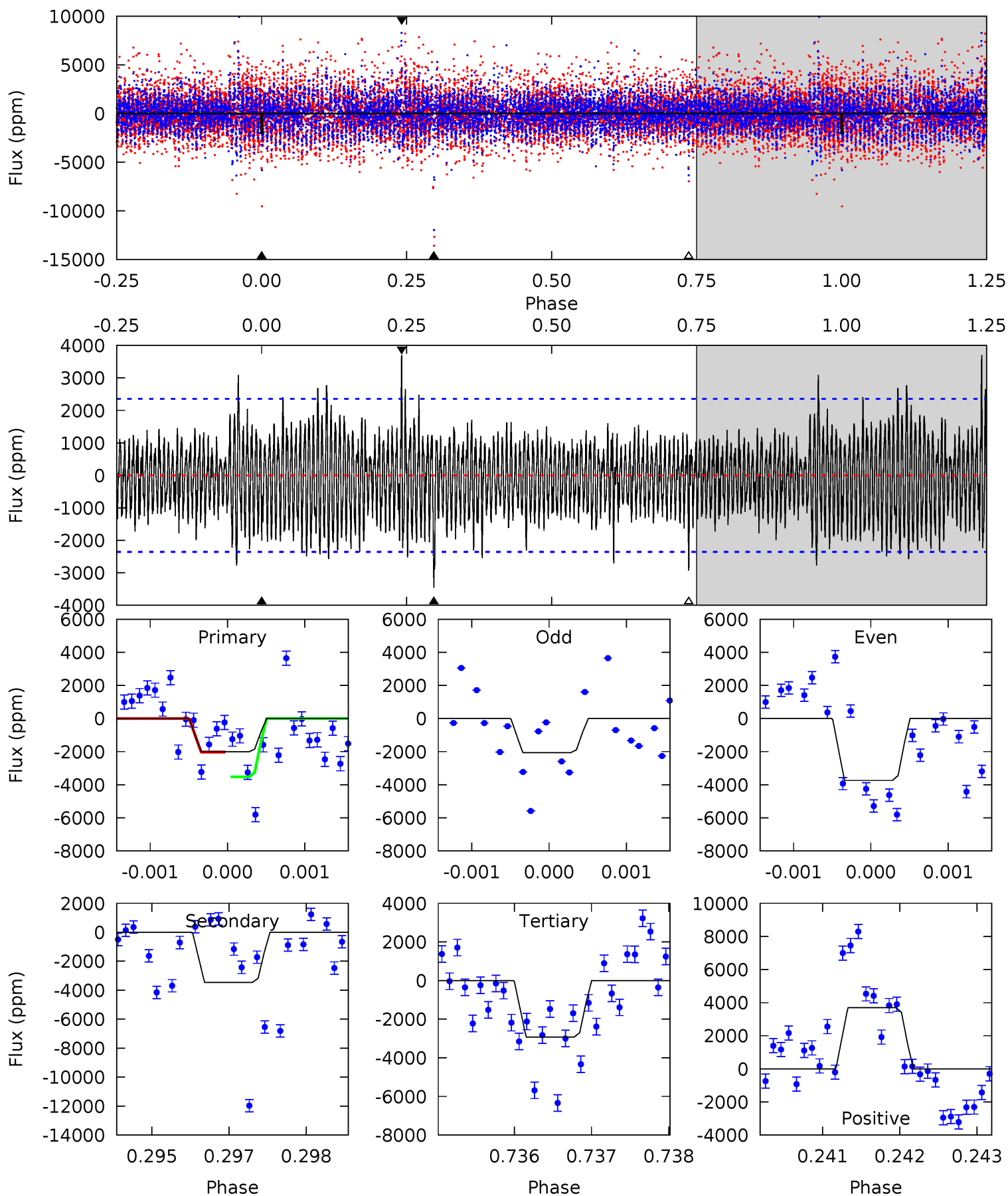
Pri	Sec	Ter	Pos	FA ₁	FA ₂	F _{Red}	Pri-Ter	Pri-Pos	Sec-Ter	Sec-Pos	Odd-Evn	DMM	Shape	TAT
0	0	0	0	1.00	1.00	1.00	0	0	0	0	0	0	0	0



Alt Model-Shift Uniqueness Test

006947767-01, P = 93.962928 Days, E = 155.334396 Days

Pri	Sec	Ter	Pos	FA ₁	FA ₂	F _{Red}	Pri-Ter	Pri-Pos	Sec-Ter	Sec-Pos	Odd-Evn	DMM	Shape	TAT
4.59	7.90	6.69	8.47	5.39	3.19	2.20	-2.10	-3.88	1.21	-0.57	2.05	1.41	0.52	1.76



Stellar Parameters For KIC 006947767

	$T_{\text{eff}}(K)$	$\log(g)$	[Fe/H]	R (R_{\odot})	M (M_{\odot})	p_{\star} ($\text{g}\cdot\text{cm}^{-3}$)
	4067^{+142}_{-156}	$4.618^{+0.060}_{-0.016}$	$0.380^{+0.100}_{-0.300}$	$0.658^{+0.022}_{-0.066}$	$0.656^{+0.038}_{-0.057}$	$3.240^{+0.873}_{-0.187}$
	+3%/-4%	+1%/-0%	+26%/-79%	+3%/-10%	+6%/-9%	+27%/-6%
Source	KIC0	KIC0	KIC0	DSEP		

KIC = Kepler Input Catalog; PHO = Photometry; SPE = Spectroscopy; AST = Asteroseismology
 TRA = Transits; DESP = Dartmouth Models; MULT = Multiple Models

Secondary Eclipse Parameters for KIC 006947767-01 / KOI

Detrend	Depth (ppm)	R_p (R_{\oplus})	T_{max} (K)	T_{obs} (K)	A_{obs}
DV	0 ± 1000000	$6.69^{+6.16}_{-4.54}$	340^{+13}_{-13}	-2009^{+10094}_{-5713}	$-69.612^{+265668.625}_{-224686.940}$
Alt.	-3453 ± 437	$6.60^{+5.81}_{-4.38}$	340^{+13}_{-14}	3494^{+1590}_{-600}	5577^{+40120}_{-4039}

T_{max} = Theoretical Maximum Planetary Temperature

T_{obs} = Observed Planetary Temperature (Assuming $A=0.3$)

A_{obs} = Observed Albedo (Assuming $T=0$)

If a secondary eclipse is present, the system is likely an EB if $T_{\text{obs}} \gg T_{\text{max}}$ AND $A_{\text{obs}} \gg 1.0$

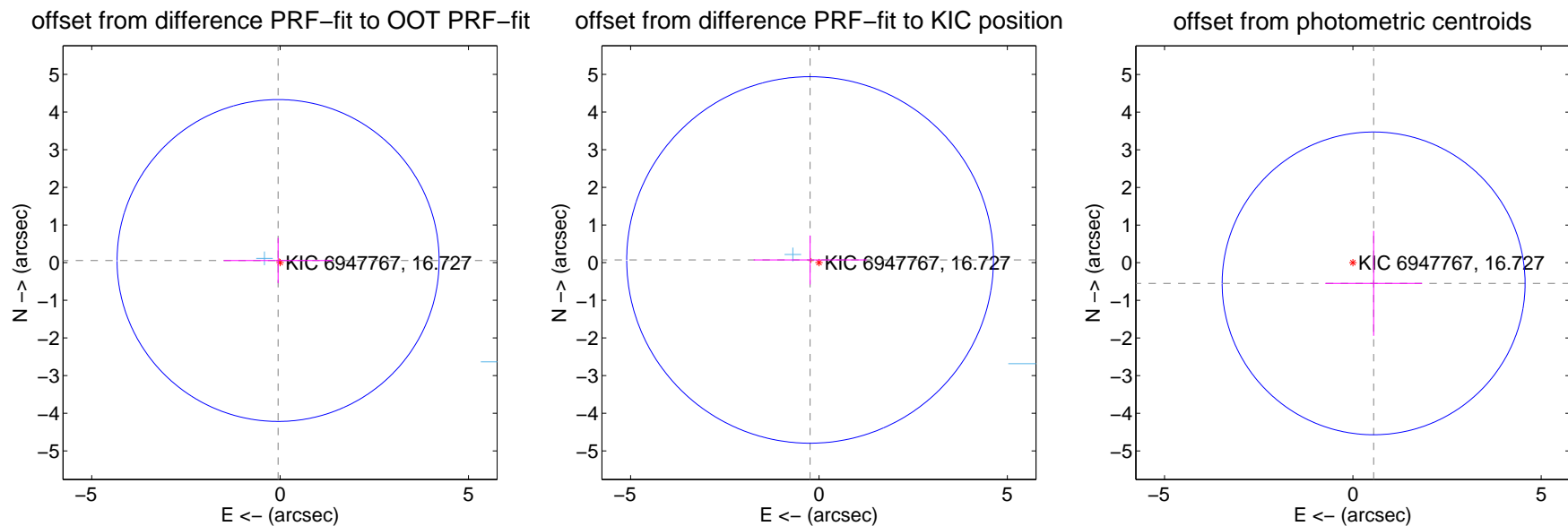
DV Centroid Data

Supplemental centroid analysis for 006947767-01. Kepler magnitude: 16.73. Transit SNR -1.00

There are 2 quarters with good PRF difference image offsets

The direct PRF centroid is offset from the target star catalog position by about 0.31 arcsec

	Distance in arcsec	Distance / σ	Δ RA	Δ Dec
PRF-fit source offset from OOT	0.078 ± 1.425	0.05	0.053 ± 1.446	0.057 ± 0.601
PRF-fit source offset from KIC position	0.247 ± 1.622	0.15	0.236 ± 1.499	0.072 ± 0.650
photometric centroid source offset	0.78 ± 1.34	0.58	-0.55 ± 1.29	-0.55 ± 1.39



Centroid source offsets from the target star reconstructed from PRF and photometric centroids. Sky blue crosses: good quarterly centroid offsets; Vermillion crosses: bad quarterly centroid offsets; magenta cross: average over quarters. Length of the crosses: one- σ uncertainty. Blue circle: three- σ . Red *: target star. Blue *: Other stars. Text next to a star gives its KIC ID and kepmag. KIC IDs > 15,000,000 are from the UKIRT catalog.

white \times : KIC target position; $+$: OOT centroid; \triangle : difference centroid. red \times : large negative pixel value.



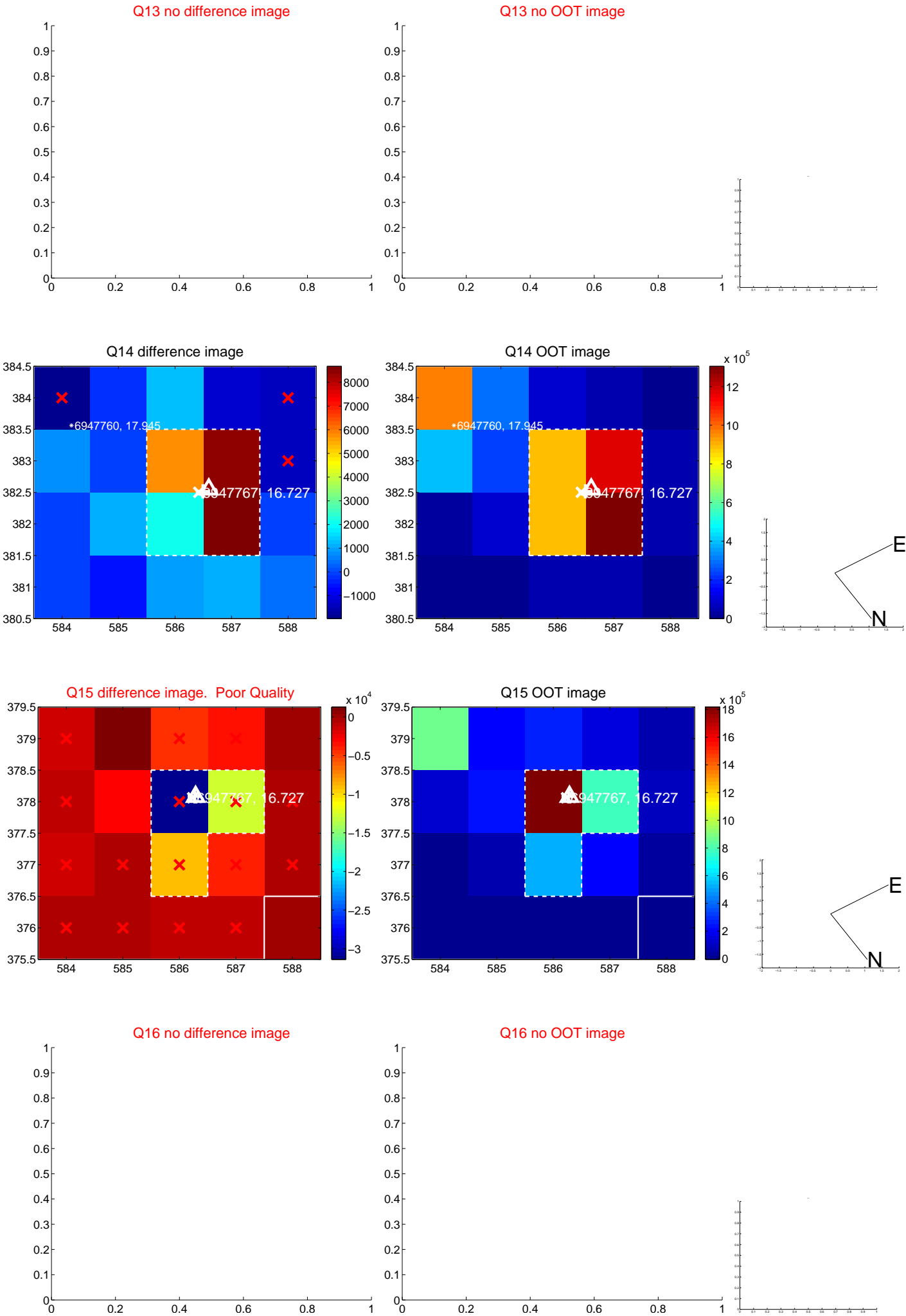
white \times : KIC target position; $+$: OOT centroid; \triangle : difference centroid. red \times : large negative pixel value.



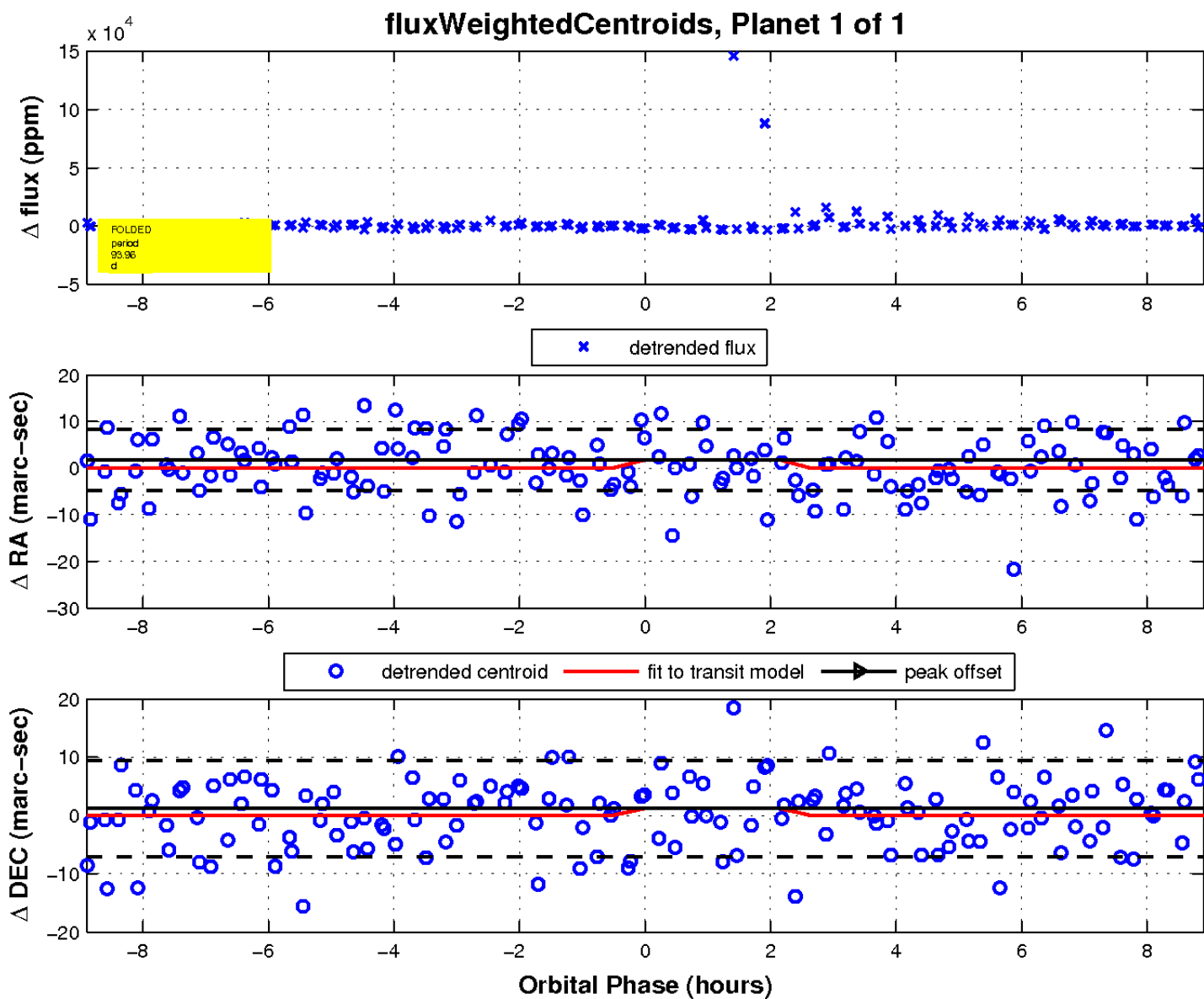
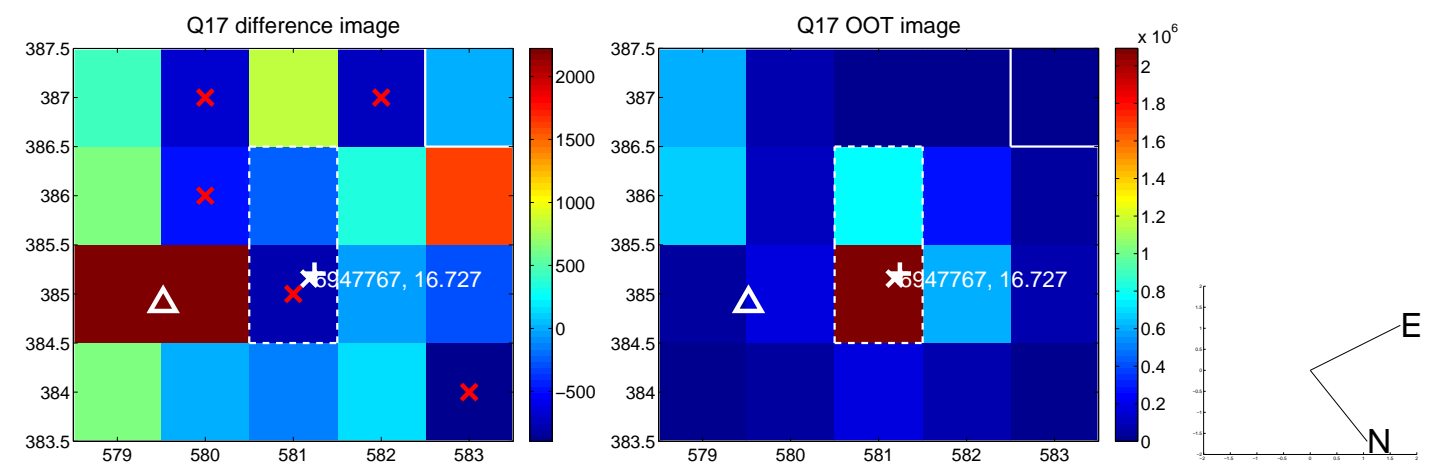
white \times : KIC target position; $+$: OOT centroid; \triangle : difference centroid. red \times : large negative pixel value.



white \times : KIC target position; +: OOT centroid; \triangle : difference centroid. red \times : large negative pixel value.



white \times : KIC target position; $+$: OOT centroid; \triangle : difference centroid. red \times : large negative pixel value.



UKIRT Image

Declination

