

KIC 006752876

Q1-17 DR25 TCE Parameters

TCE	Run Type	KOI?	Period (Days)	Epoch (BKJD)	Depth (ppm)	Duration (Hours)	MES	SNR	R_{\star} (R_{\odot})	T_{\star} (K)	R_p (R_{\oplus})	S_p (S_{\oplus})
006752876-01	OBS	No	1.013788	132.514566	6.9	7.746	8.7	8.5	3.22	8124	1.03	64162.61
006752876-02	OBS	No	4.364391	131.858542	36.0	2.688	16.2	8.6	3.22	8124	2.24	9161.78
006752876-03	OBS	No	8.849597	132.978501	213.6	0.716	18.6	21.4	3.22	8124	4.97	3569.82
006752876-04	OBS	No	9.203724	136.693646	172.8	0.963	11.5	18.1	3.22	8124	4.55	3387.87
006752876-05	OBS	No	5.691006	132.362349	71.5	1.392	13.8	10.8	3.22	8124	3.18	6431.21

Robovetter Results

TCE	Run Type	Disp	Score	N	S	C	E	Comments
006752876-01	OBS	FP	0.00	1	0	0	0	SWEET_NTL—LPP_DV—LPP_ALT—CENT_FEW_MEAS
006752876-02	OBS	FP	0.00	1	0	0	0	INDIV_TRANS_RUBBLE_TRACKER—TRANS_GAPPED—LPP_DV—LPP_ALT—MOD_NONUNIQ_DV—MOD_NONUNIQ_ALT—MOD_TER_ALT—MOD_POS_ALT—CENT_FEW_MEAS
006752876-03	OBS	FP	0.00	1	0	0	0	INDIV_TRANS_RUBBLE—TRANS_GAPPED—LPP_DV—MOD_NONUNIQ_DV—CENT_FEW_MEAS
006752876-04	OBS	FP	0.00	1	0	1	0	INDIV_TRANS_RUBBLE_TRACKER—TRANS_GAPPED—LPP_DV—MOD_NONUNIQ_DV—CENT_FEW_DIFFS—HALO_GHOST
006752876-05	OBS	FP	0.00	1	0	0	0	INDIV_TRANS_RUBBLE—TRANS_GAPPED—LPP_DV—MOD_NONUNIQ_DV—CENT_FEW_MEAS

Notes: OBS = Observed. INJ = Injected. INV = Inverted. SCR = Scrambled.

N = Not Transit-Like. S = Stellar Eclipse. C = Centroid Offset. E = Ephemeris Match.

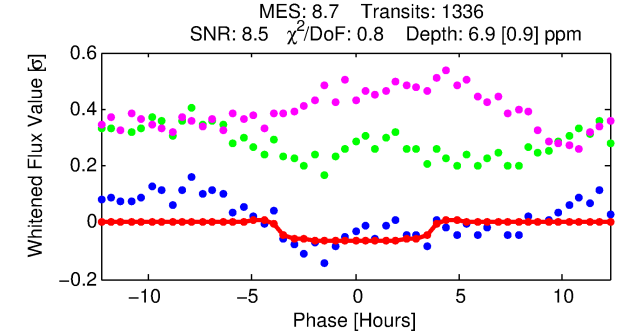
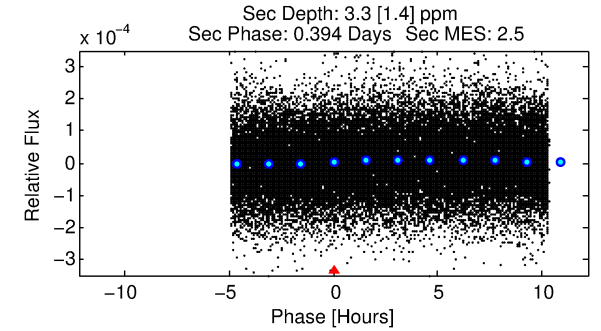
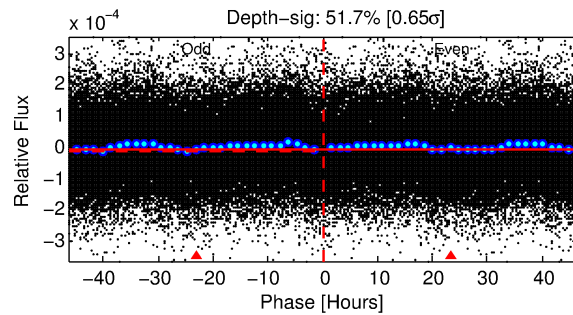
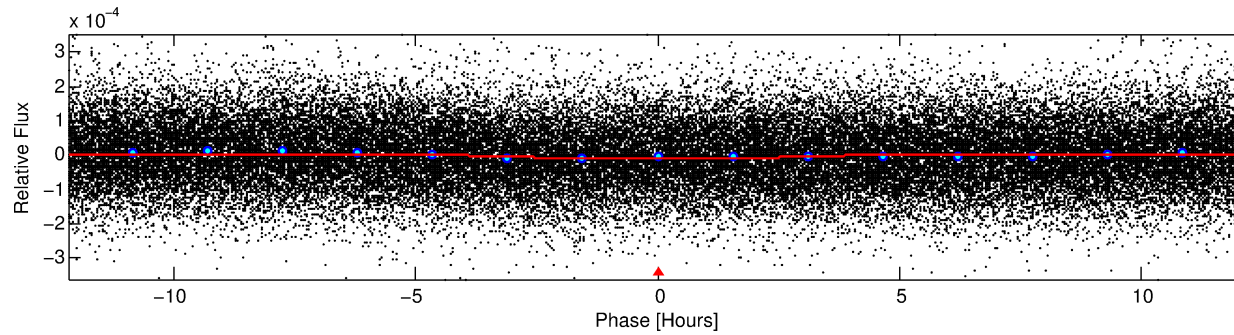
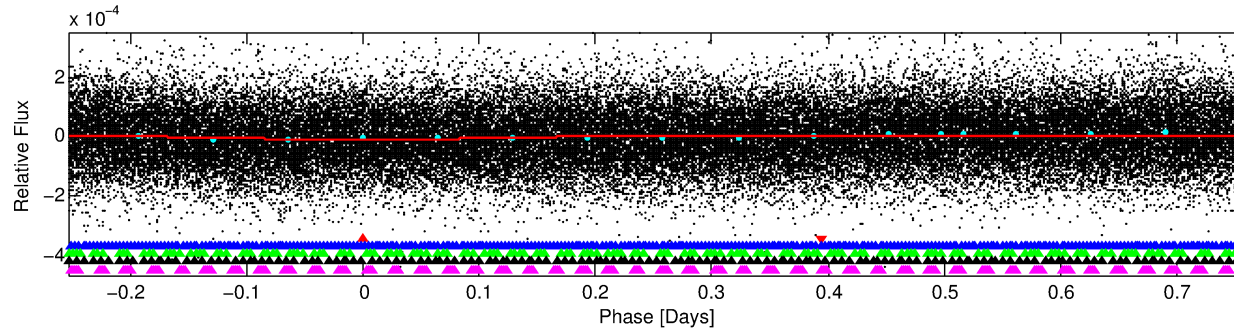
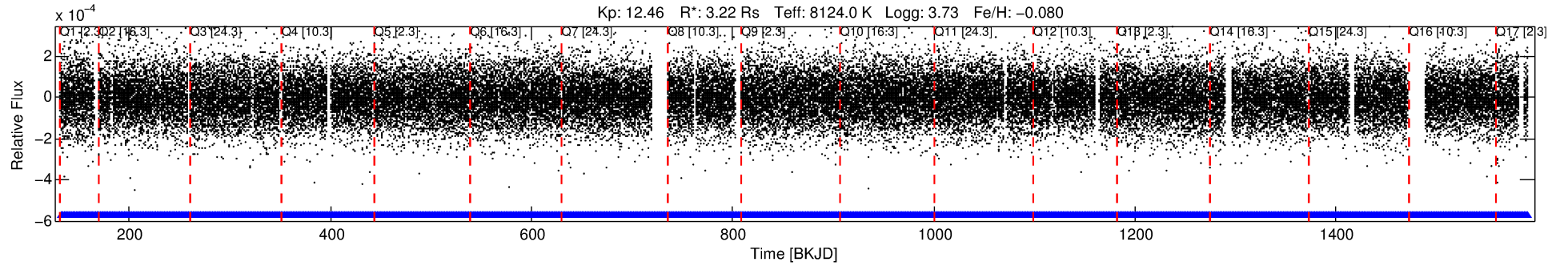
See http://exoplanetarchive.ipac.caltech.edu/docs/API_kepcandidate_columns.html#proj_disp_col for comment definitions.

Ephemeris Match Information For 006752876-01

No Significant Match Found

DV One-Page Summary

KIC: 6752876 Candidate: 1 of 5 Period: 1.014 d



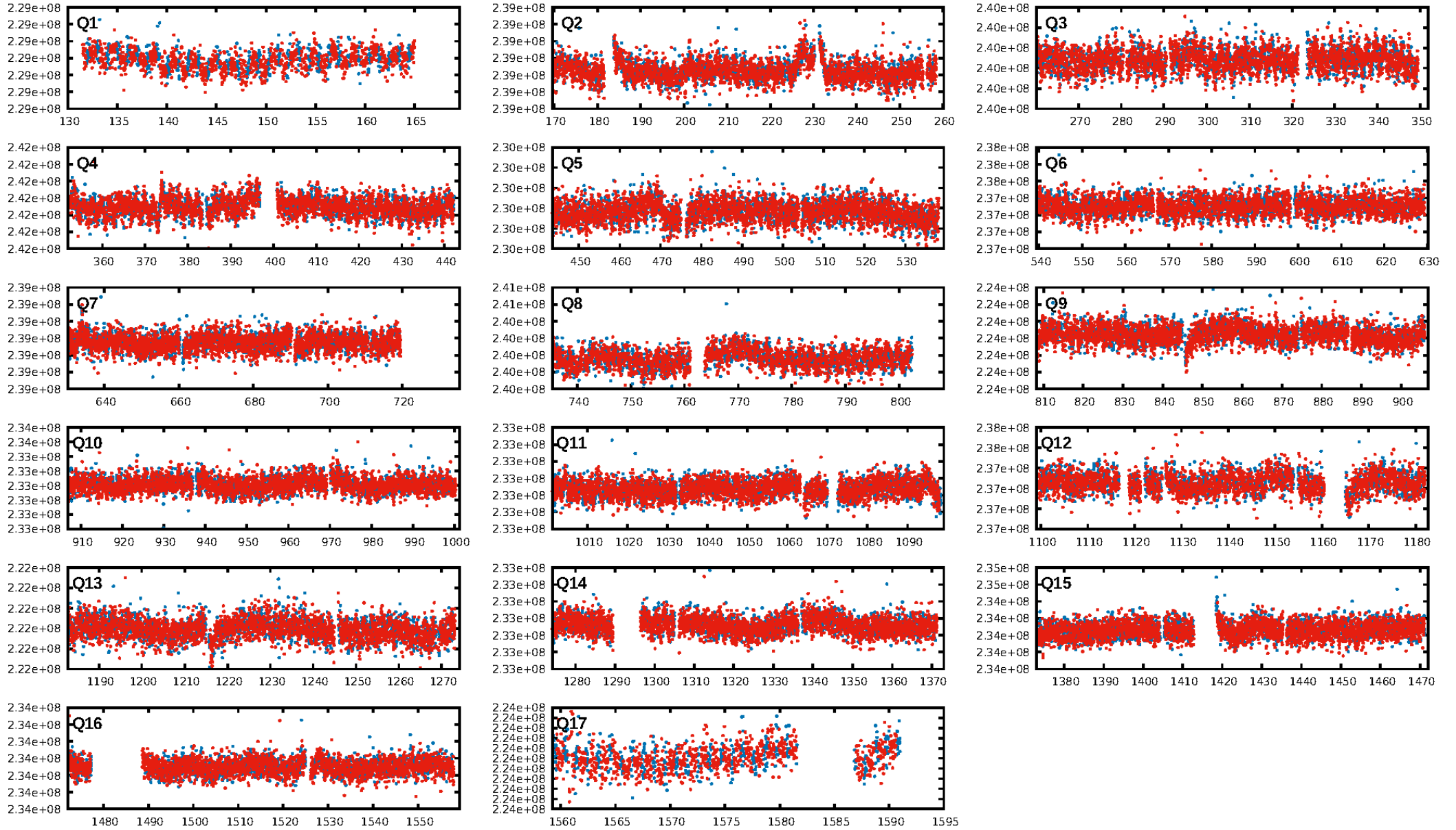
DV Fit Results:

Period = 1.01379 [0.00002] d
Epoch = 132.5146 [0.0083] BKJD
Rp/R* = 0.0029 [0.0012]
a/R* = 1.03 [0.15]
b = 0.94 [0.35]
Seff = 64162.60 [49611.44]
Teq = 4058 [784] K
Rp = 1.03 [0.66] Re
a = 0.0251 [0.0118] AU
Ag = 1.08 [1.30] [0.06 σ]
Teffp = 6396 [1538] K [1.35 σ]

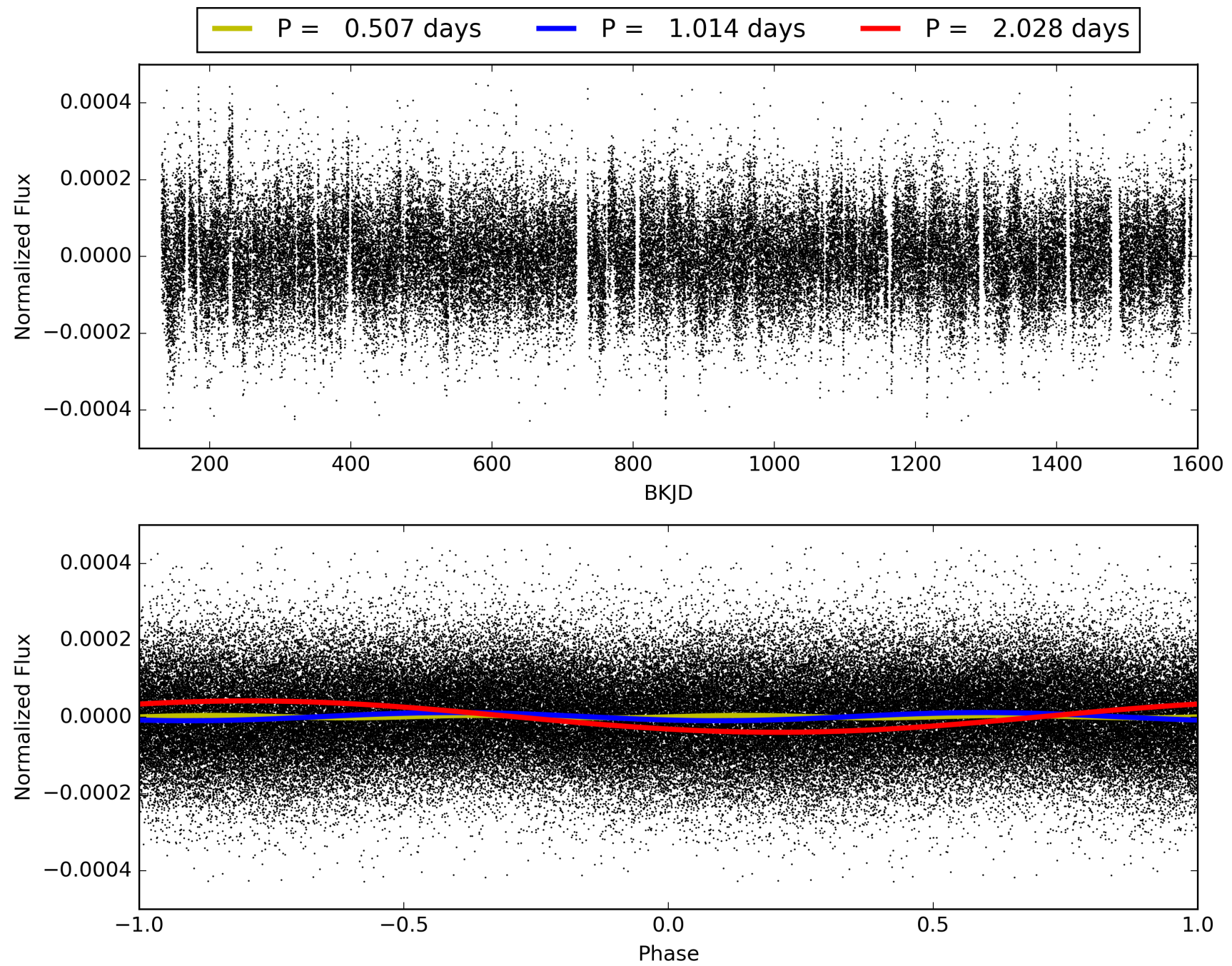
DV Diagnostic Results:

ShortPeriod-sig: N/A
LongPeriod-sig: 100.0% [9.81 σ]
ModelChiSquare2-sig: N/A
ModelChiSquareGof-sig: N/A
Bootstrap-pfa: 5.82e-29
RollingBand-fgt: 1.00 [1276/1276]
GhostDiagnostic-chr: 2.129
Centroid-sig: 78.3%
Centroid-so: 0.501 arcsec [0.35 σ]
OotOffset-rm: N/A
KicOffset-rm: N/A
OotOffset-st: 0/0/0/0 [0]
KicOffset-st: 0/0/0/0 [0]
DiffImageQuality-fgm: N/A
DiffImageOverlap-fno: 1.00 [17/17]

TCE 006752876-01, PDC Light Curves

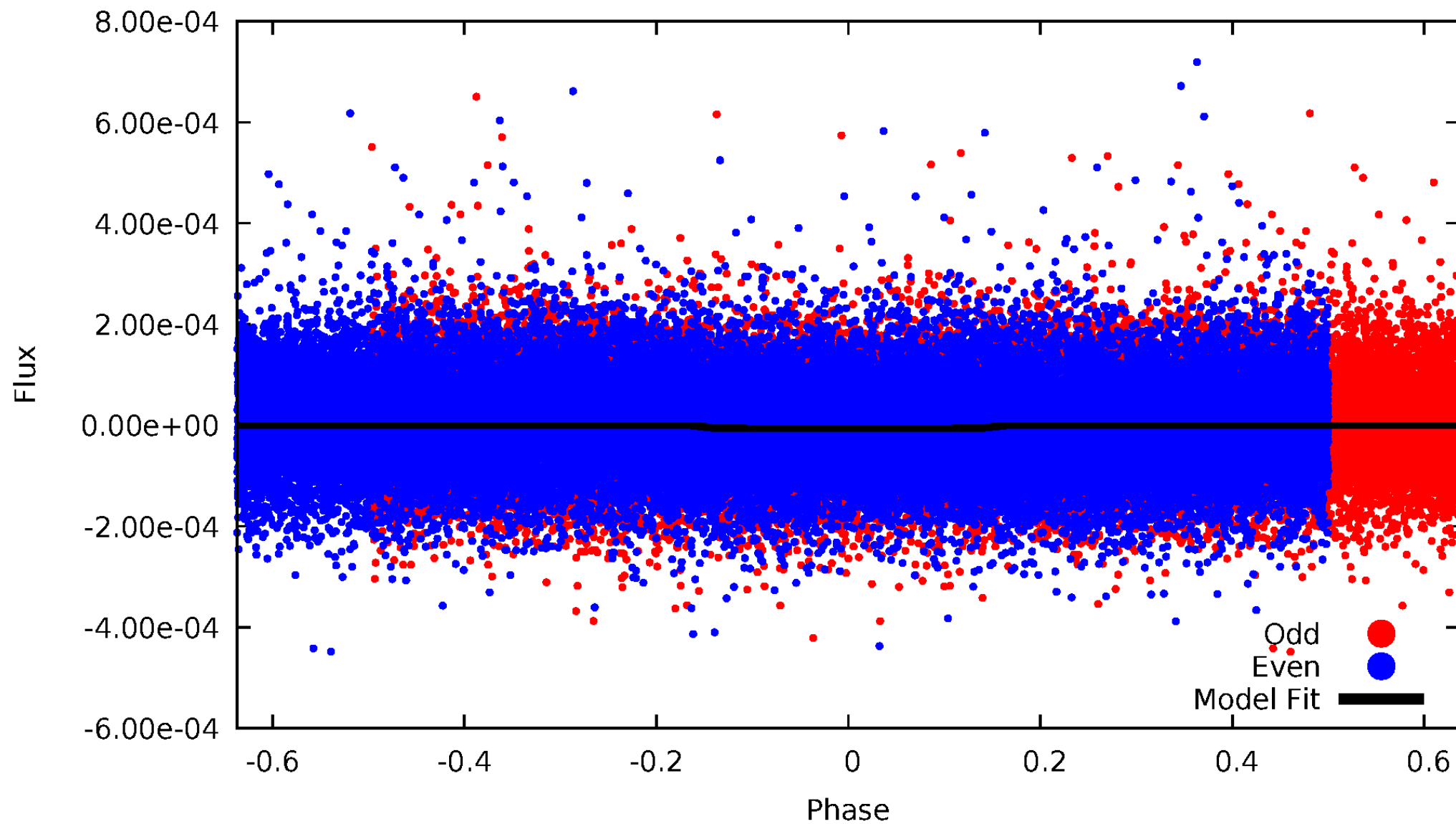


TCE 006752876-01



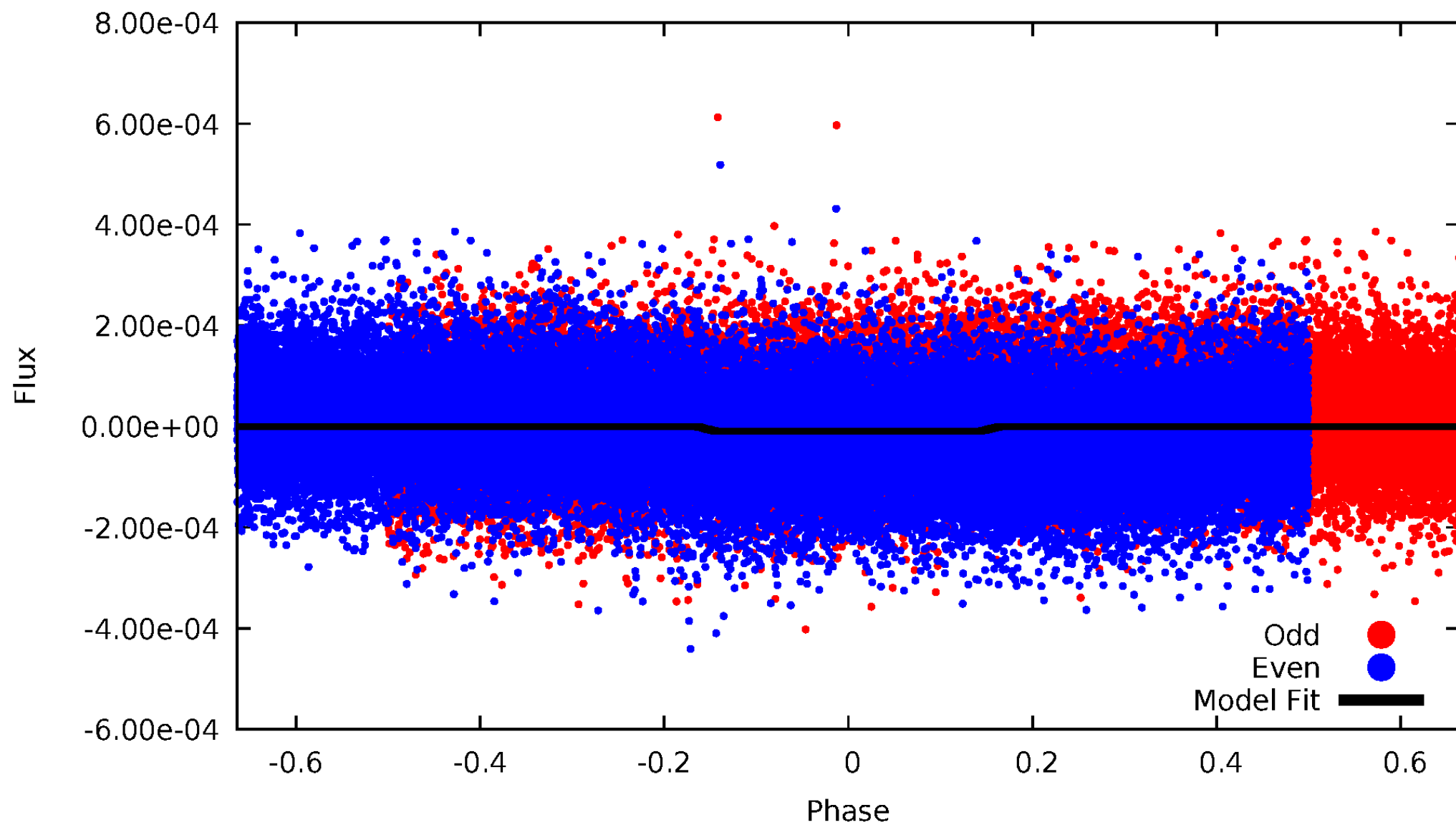
DV Odd/Even

TCE 006752876-01

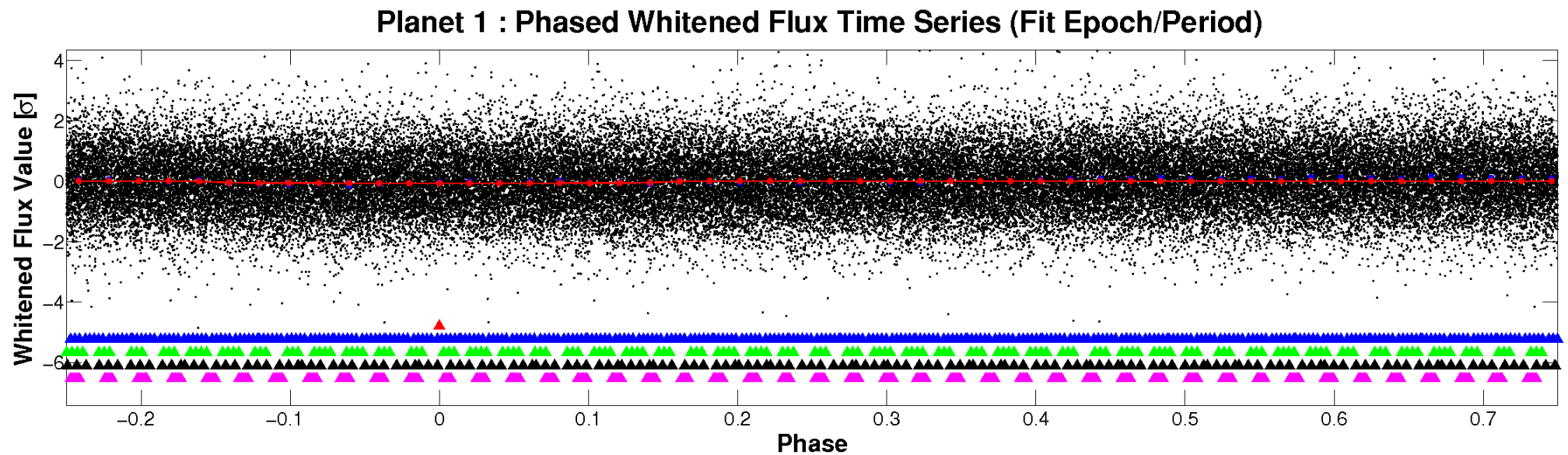
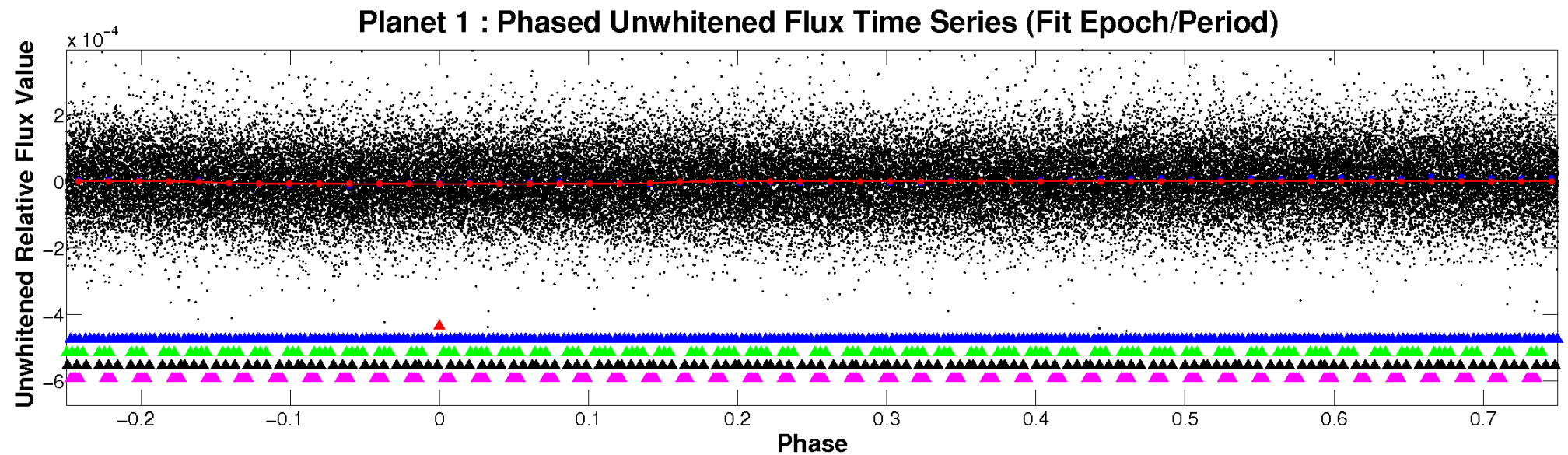


ALT Odd/Even

TCE 006752876-01

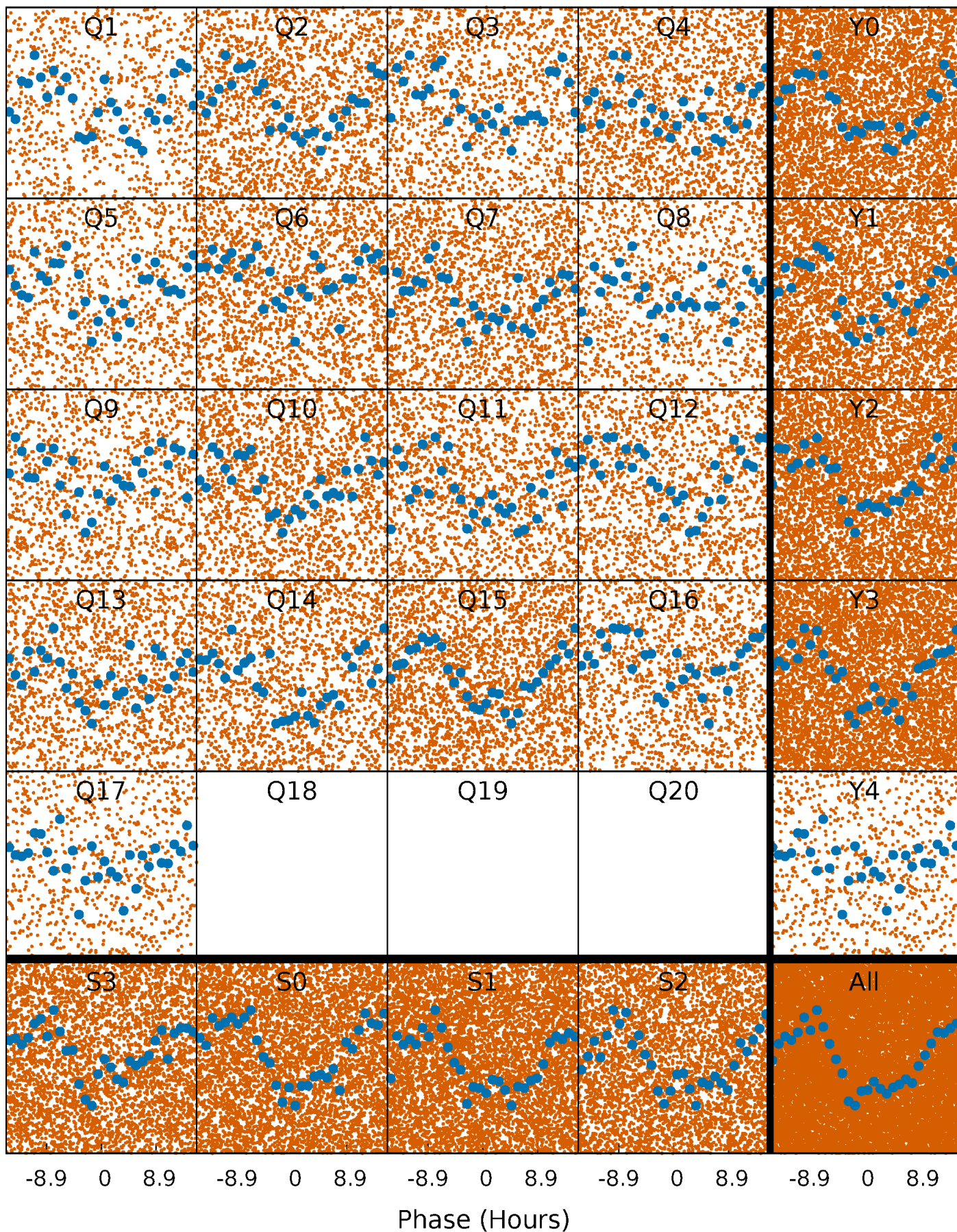


Non-Whitened Vs. Whitened Light Curve



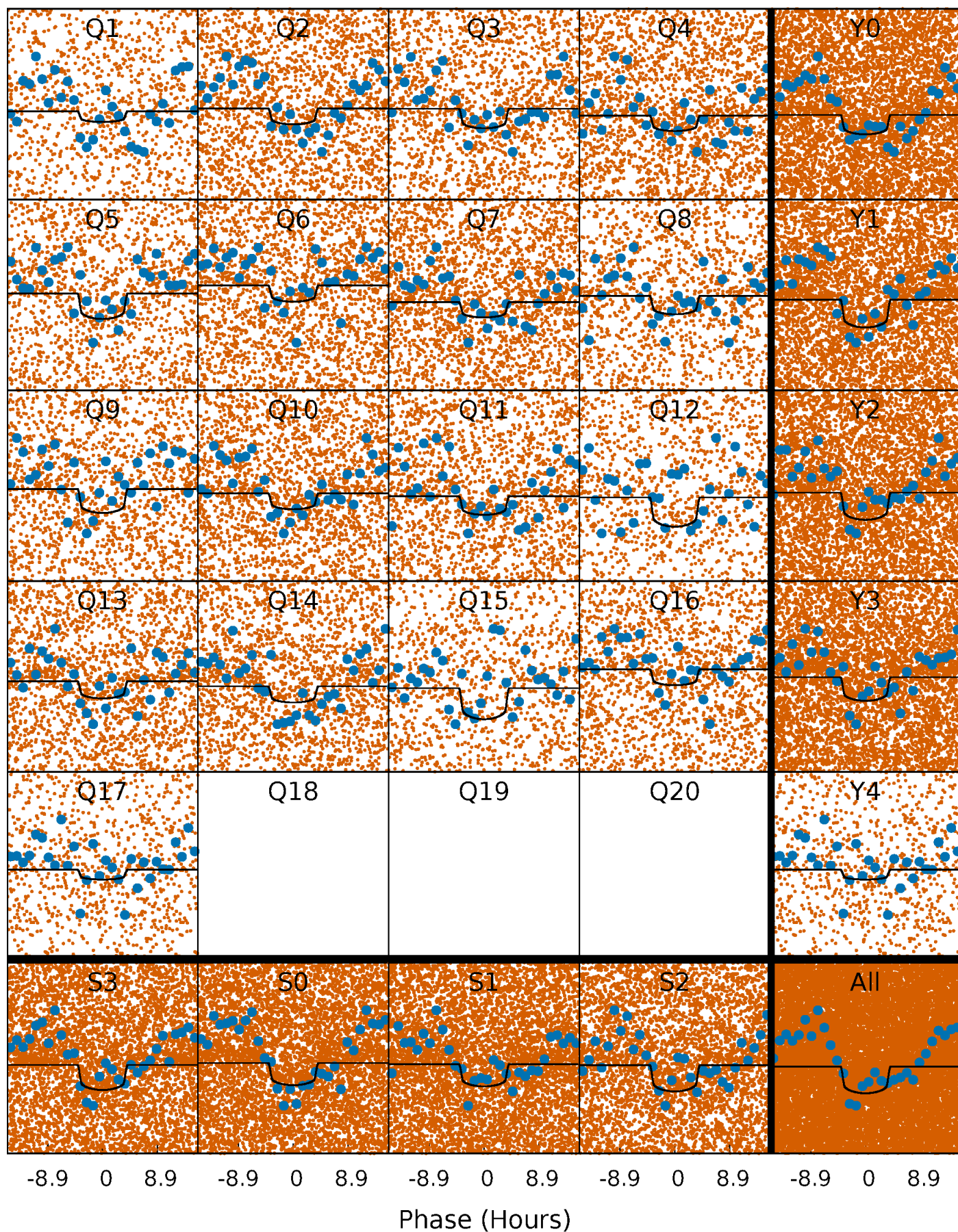
PDC Quarter-Phased Transit Curves

TCE 006752876-01 P= 1.013788 Days $T_0=132.514566$ (BKJD)



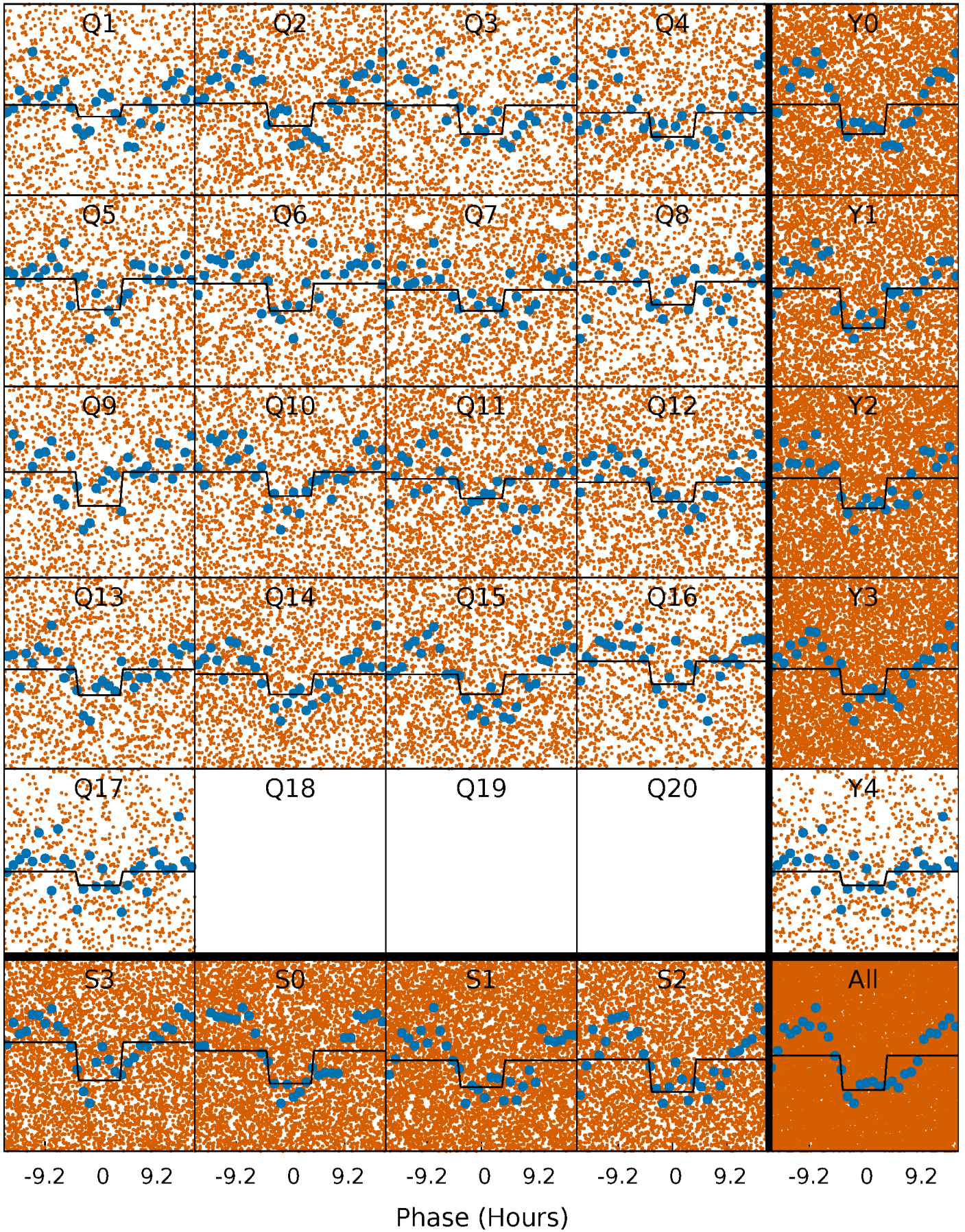
DV Quarter-Phased Transit Curves

TCE 006752876-01 P= 1.013788 Days $T_0=132.514566$ (BKJD)



Alt. Detrend Quarter-Phased Transit Curves

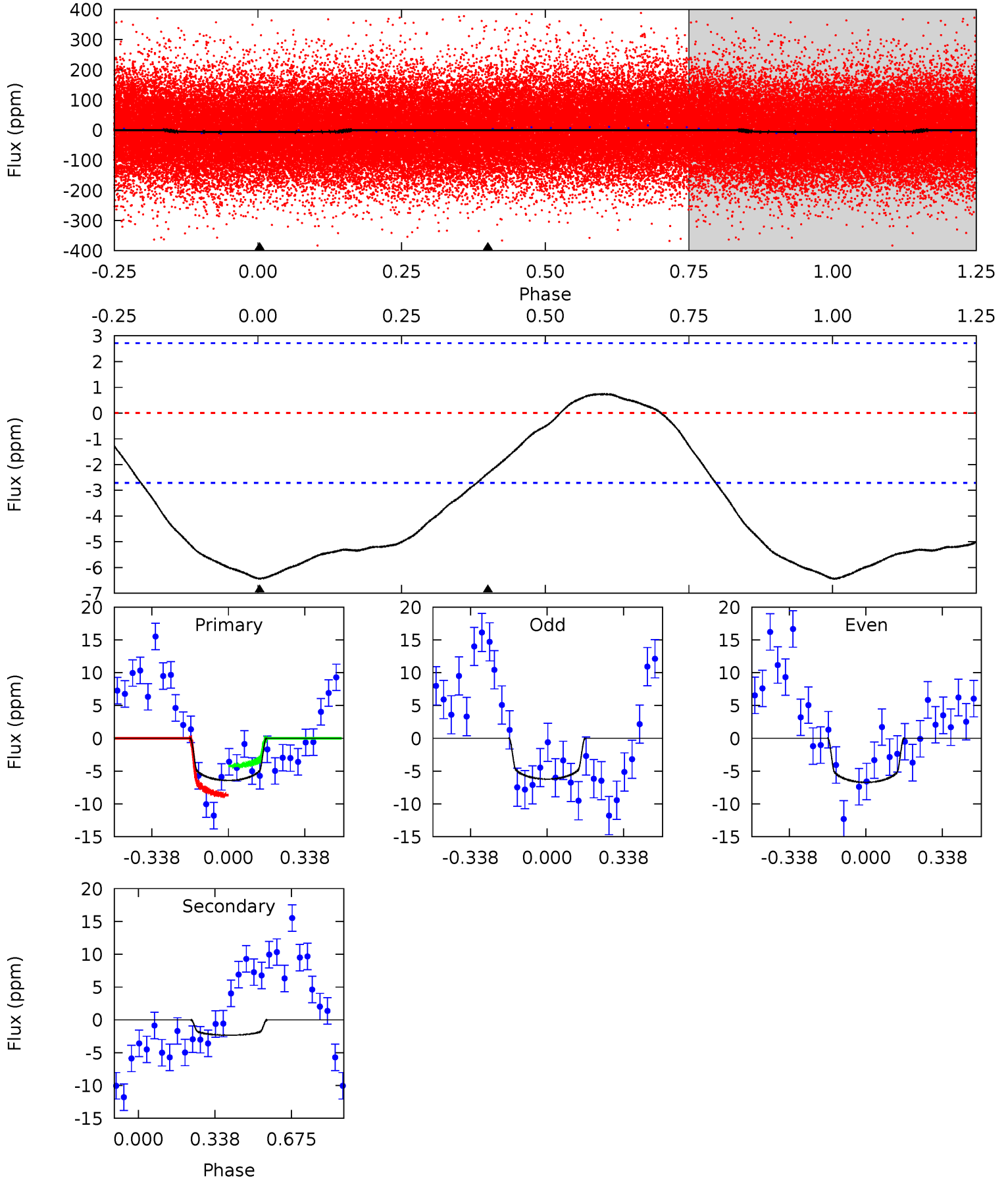
TCE 006752876-01 P= 1.013783 Days $T_0=132.525577$ (BKJD)



DV Model-Shift Uniqueness Test

006752876-01, P = 1.013788 Days, E = 131.500778 Days

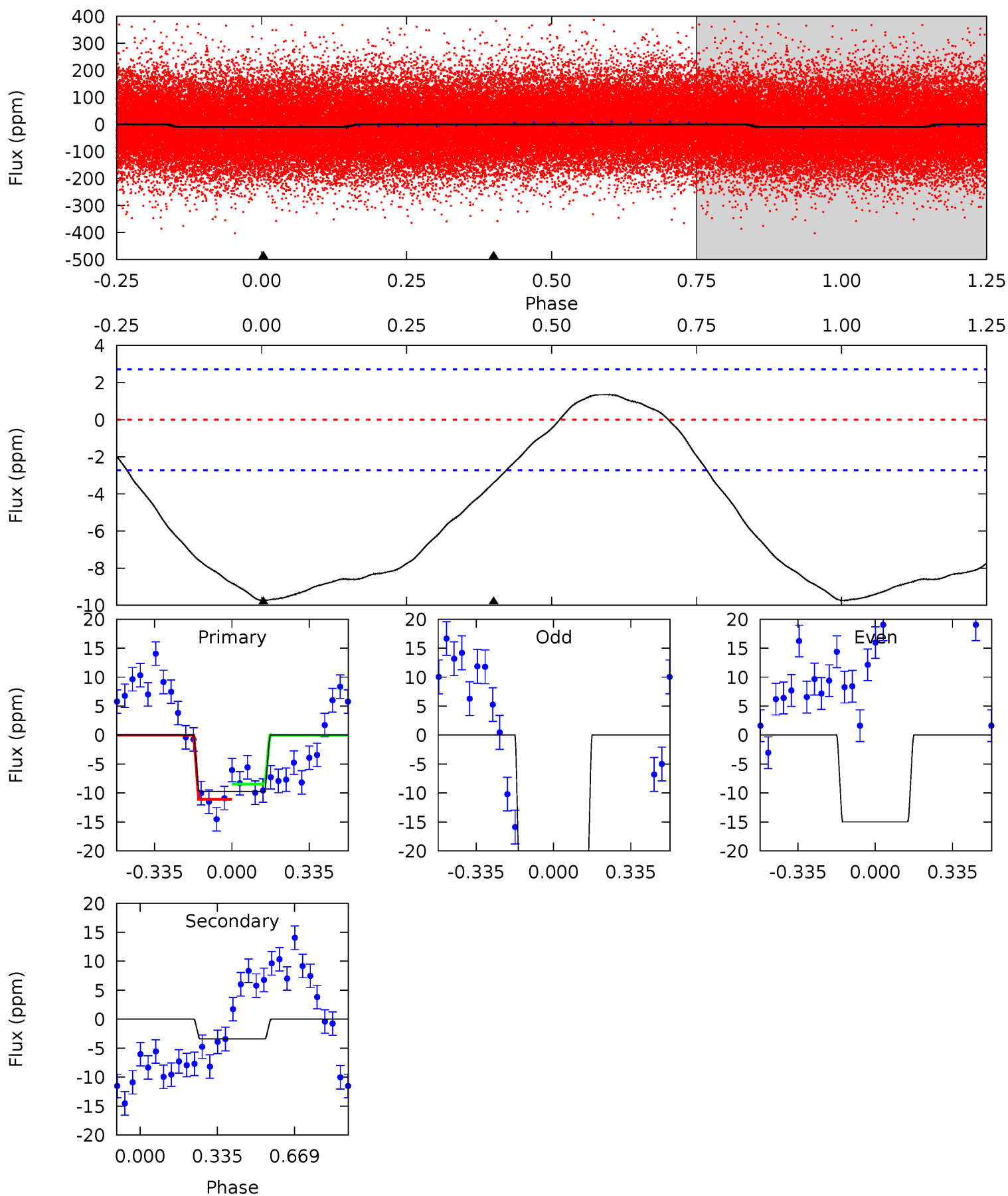
Pri	Sec	Ter	Pos	FA ₁	FA ₂	F _{Red}	Pri-Ter	Pri-Pos	Sec-Ter	Sec-Pos	Odd-Evn	DMM	Shape	TAT
10.2	3.72	0	0	4.30	0.96	0.84	10.2	10.2	3.72	3.72	0.39	1.01	0.10	3.61



Alt Model-Shift Uniqueness Test

006752876-01, P = 1.013783 Days, E = 131.511794 Days

Pri	Sec	Ter	Pos	FA ₁	FA ₂	F _{Red}	Pri-Ter	Pri-Pos	Sec-Ter	Sec-Pos	Odd-Evn	DMM	Shape	TAT
15.4	5.37	0	0	4.30	0.96	1.37	15.4	15.4	5.37	5.37	15.1	0.89	0.12	2.10



Stellar Parameters For KIC 006752876

	$T_{\text{eff}}(K)$	$\log(g)$	$[\text{Fe}/\text{H}]$	$R (R_{\odot})$	$M(M_{\odot})$	$p_{\star} (\text{g}\cdot\text{cm}^{-3})$
	8124^{+225}_{-367}	$3.735^{+0.442}_{-0.104}$	$-0.080^{+0.200}_{-0.350}$	$3.220^{+0.782}_{-1.564}$	$2.054^{+0.332}_{-0.498}$	$0.087^{+0.362}_{-0.029}$
	+3%/-5%	+12%/-3%	+250%/-438%	+24%/-49%	+16%/-24%	+417%/-34%
Source	KIC0	KIC0	KIC0	DSEP		

KIC = Kepler Input Catalog; PHO = Photometry; SPE = Spectroscopy; AST = Asteroseismology
 TRA = Transits; DESP = Dartmouth Models; MULT = Multiple Models

Secondary Eclipse Parameters for KIC 006752876-01 / KOI

Detrend	Depth (ppm)	$R_p (R_{\oplus})$	$T_{\text{max}} (K)$	$T_{\text{obs}} (K)$	A_{obs}
DV	-2 ± 1	$0.92^{+0.48}_{-0.44}$	5461^{+422}_{-660}	5129^{+2340}_{-1319}	$0.910^{+2.542}_{-0.497}$
Alt.	-3 ± 1	$0.97^{+0.48}_{-0.45}$	5444^{+421}_{-661}	5678^{+2239}_{-1259}	$1.294^{+2.807}_{-0.738}$

T_{max} = Theoretical Maximum Planetary Temperature
 T_{obs} = Observed Planetary Temperature (Assuming $A=0.3$)
 A_{obs} = Observed Albedo (Assuming $T=0$)

If a secondary eclipse is present, the system is likely an EB if $T_{\text{obs}} \gg T_{\text{max}}$ AND $A_{\text{obs}} \gg 1.0$

DV Centroid Data

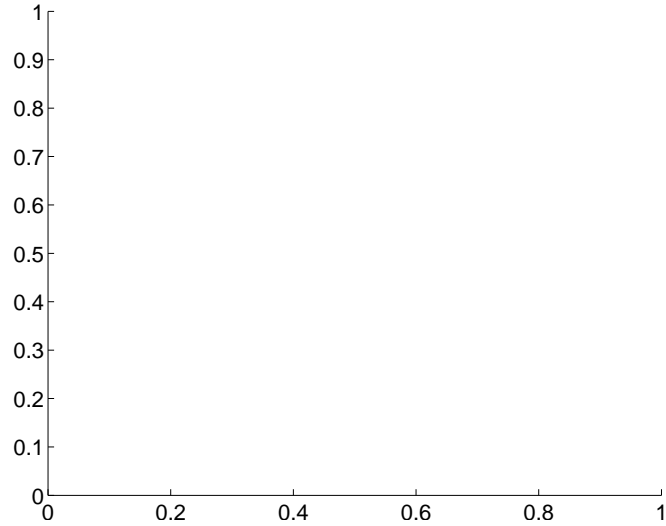
Supplemental centroid analysis for 006752876-01. Kepler magnitude: 12.46. Transit SNR 8.53

There are 0 quarters with good PRF difference image offsets

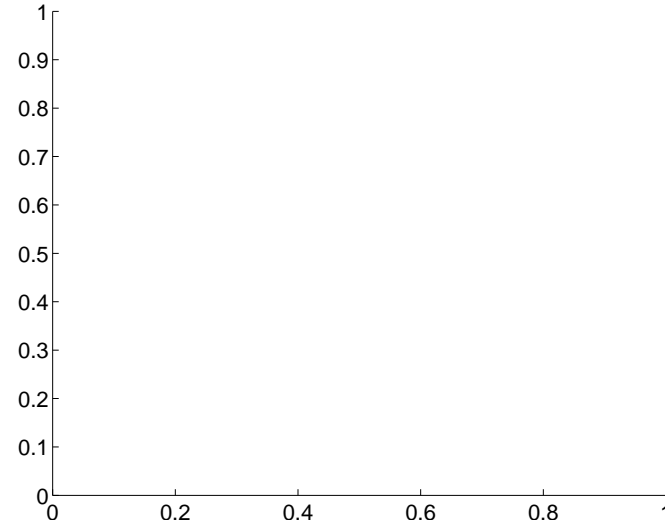
The direct PRF centroid is offset from the target star catalog position by about NaN arcsec

	Distance in arcsec	Distance / σ	Δ RA	Δ Dec
PRF-fit source offset from OOT	—	—	—	—
PRF-fit source offset from KIC position	—	—	—	—
photometric centroid source offset	0.50 ± 1.43	0.35	0.09 ± 1.67	-0.49 ± 1.42

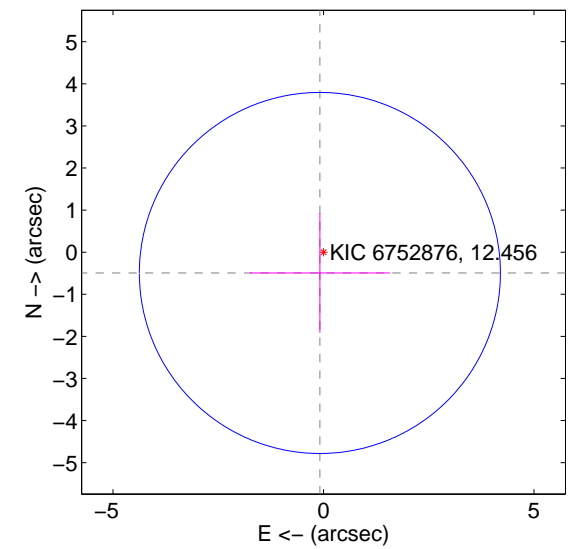
There is no PRF-fit offset from OOT-fit



There is no PRF-fit offset from KIC

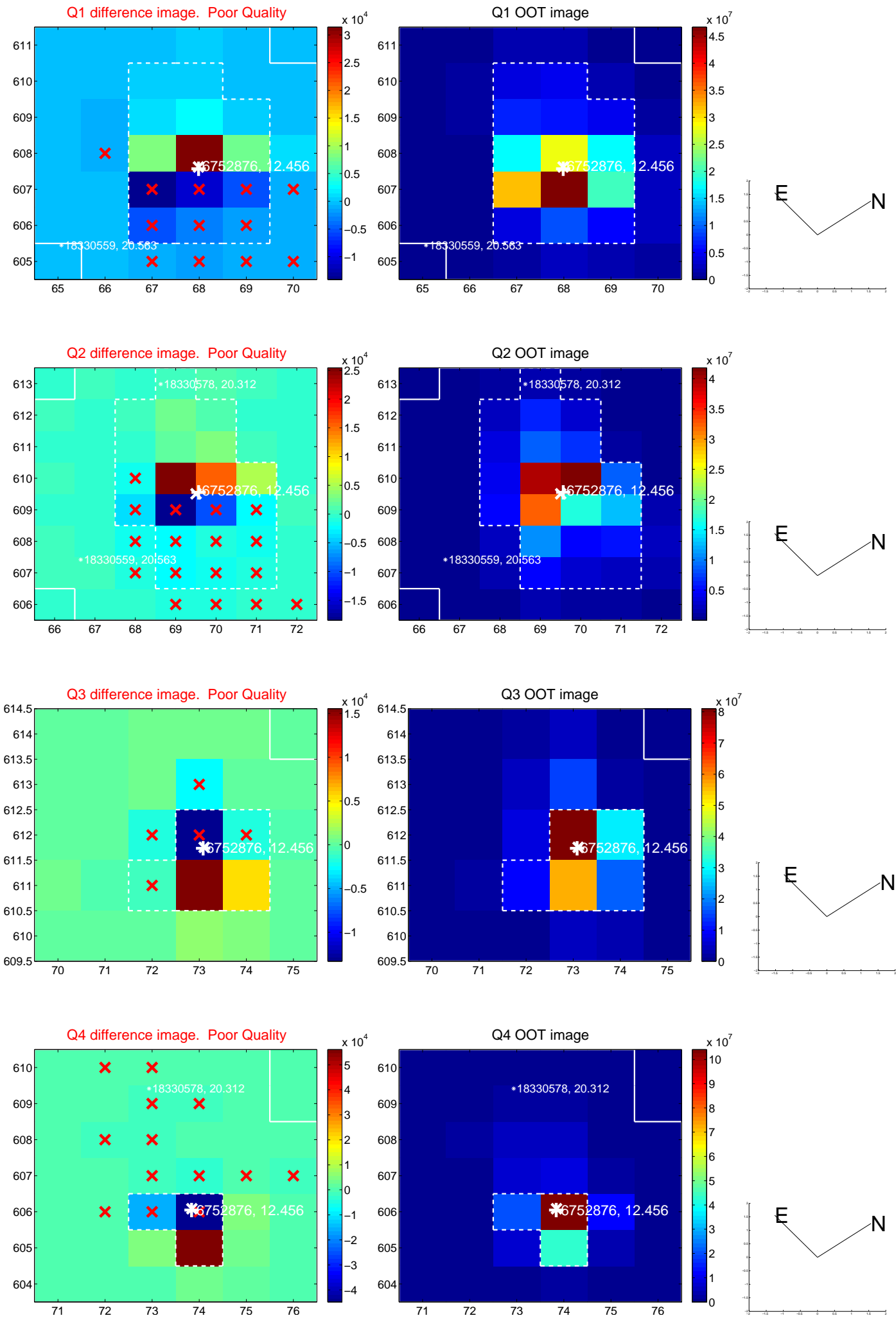


offset from photometric centroids

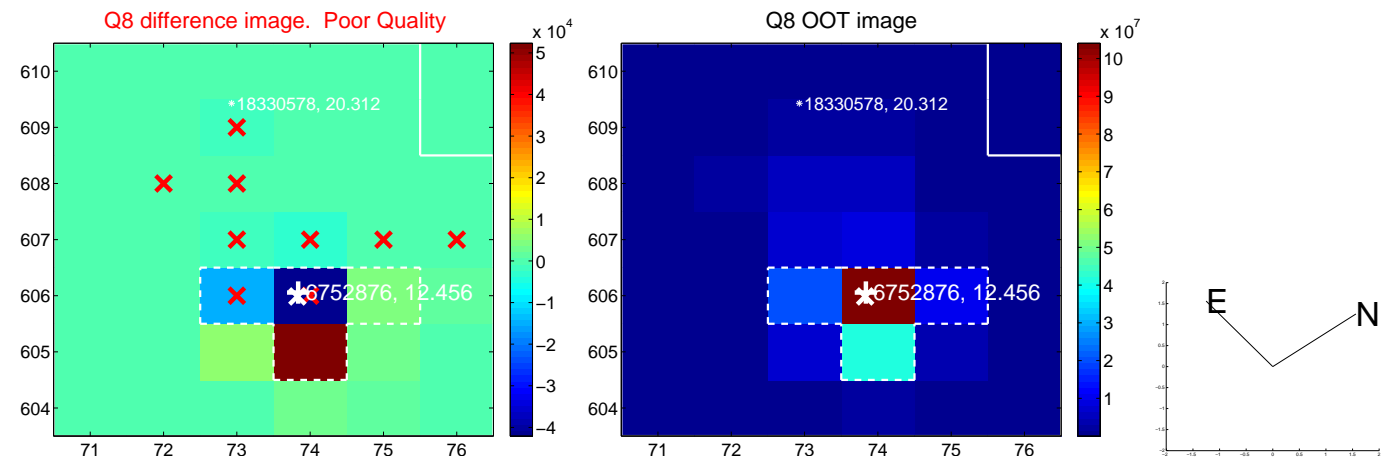
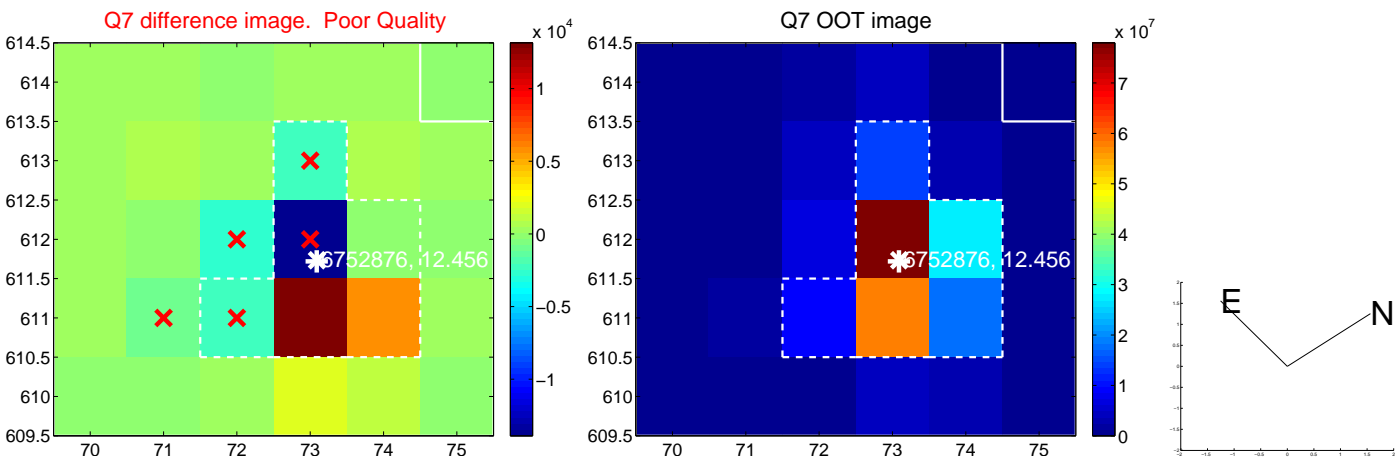
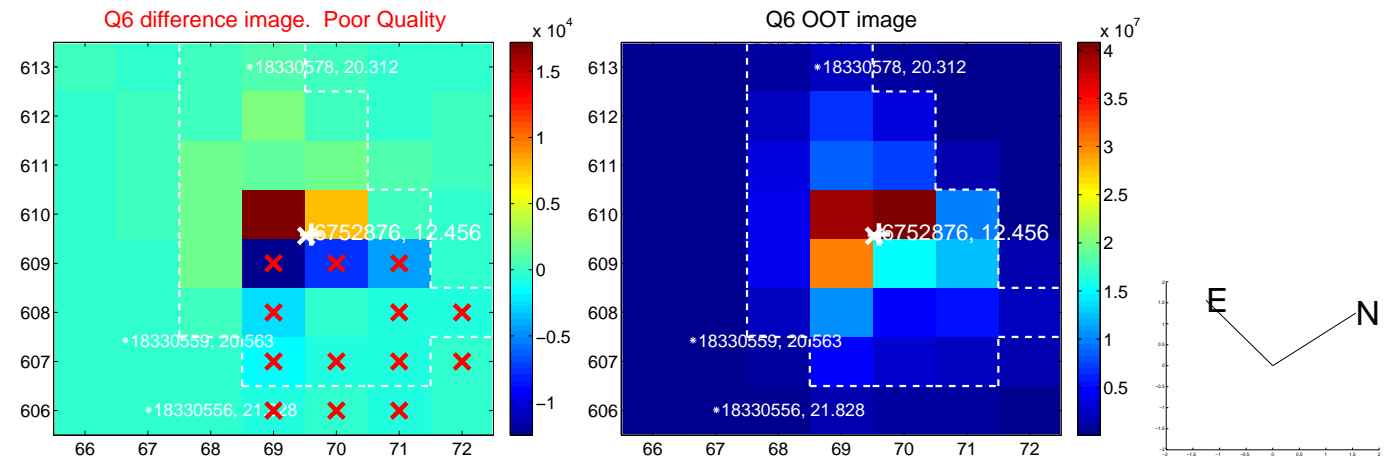
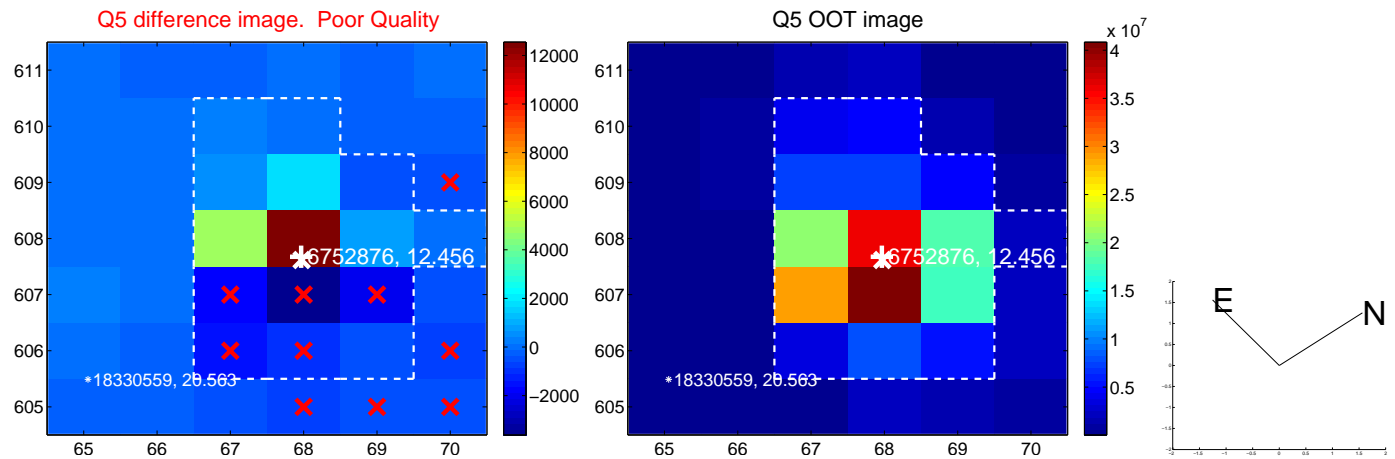


Centroid source offsets from the target star reconstructed from PRF and photometric centroids. Sky blue crosses: good quarterly centroid offsets; Vermillion crosses: bad quarterly centroid offsets; magenta cross: average over quarters. Length of the crosses: one- σ uncertainty. Blue circle: three- σ . Red *: target star. Blue *: Other stars. Text next to a star gives its KIC ID and kepmag. KIC IDs > 15,000,000 are from the UKIRT catalog.

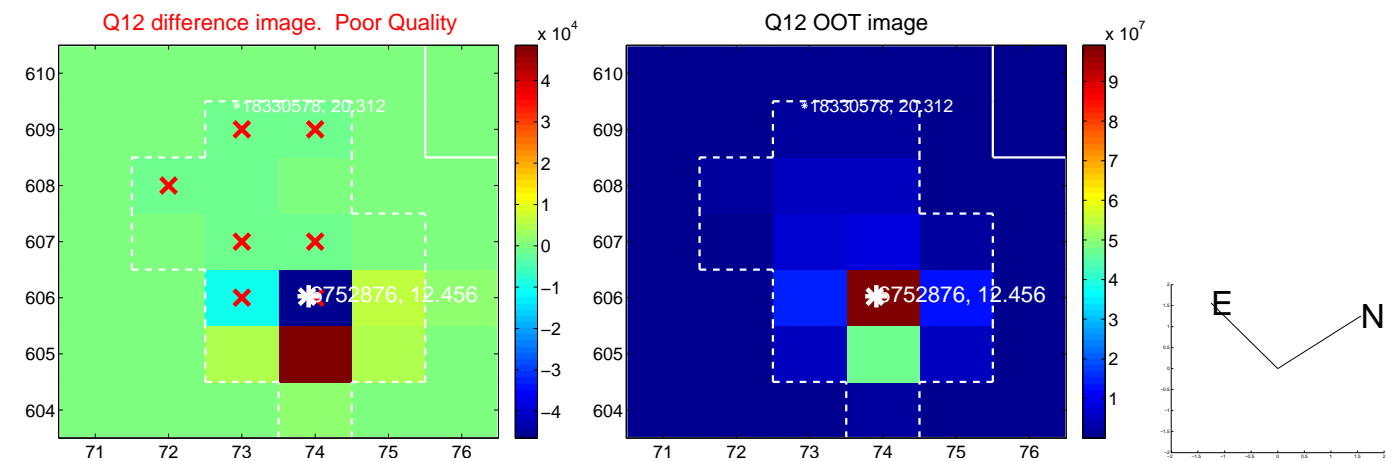
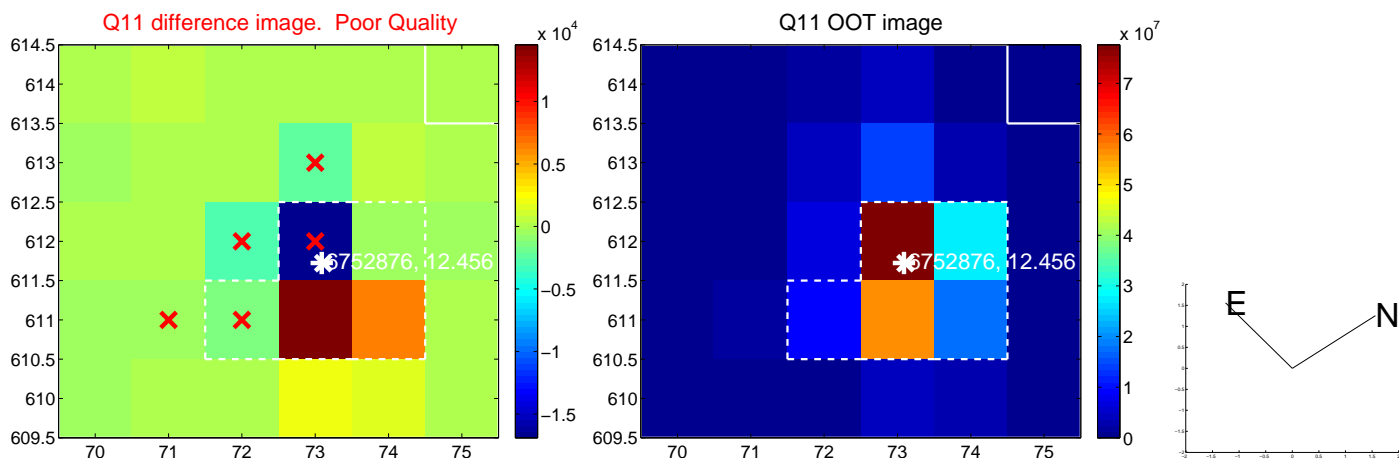
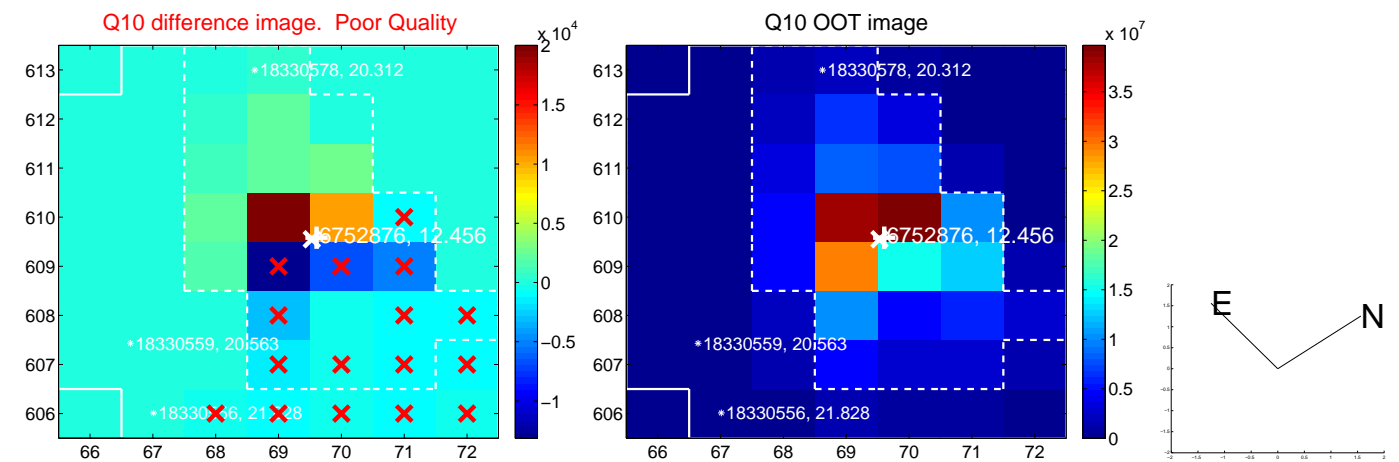
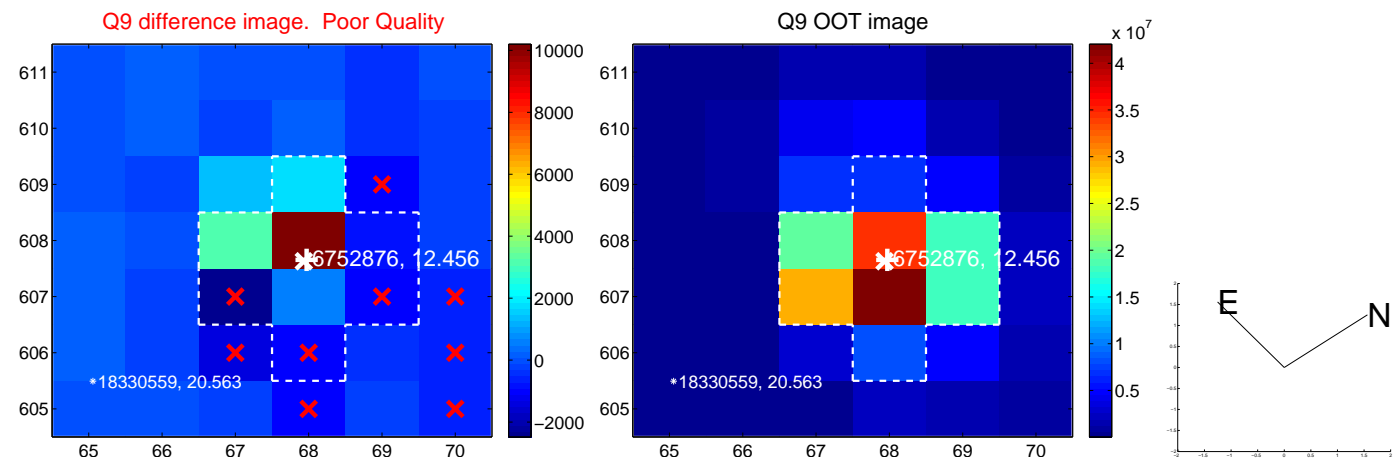
white \times : KIC target position; +: OOT centroid; \triangle : difference centroid. red \times : large negative pixel value.



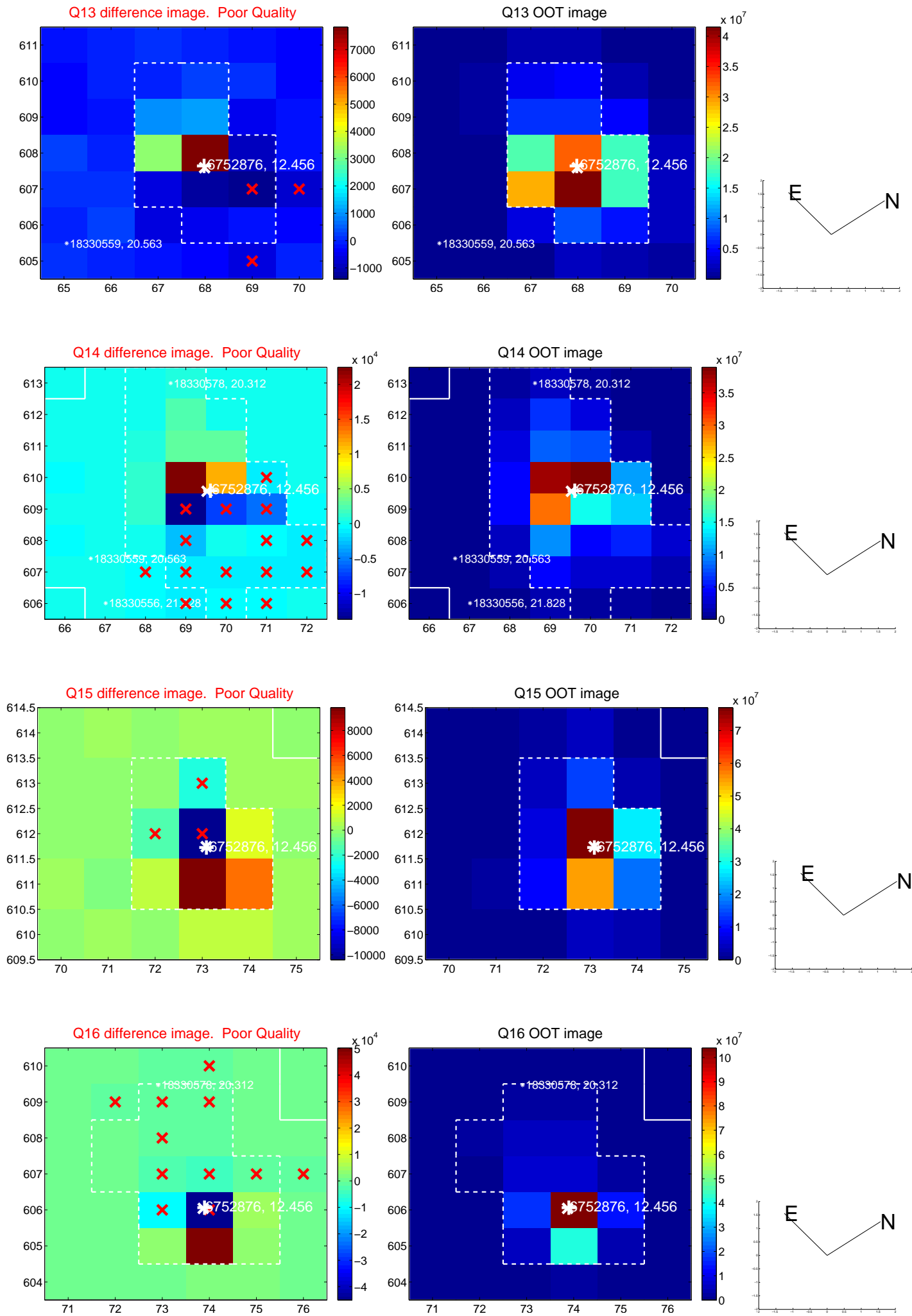
white \times : KIC target position; +: OOT centroid; \triangle : difference centroid. red \times : large negative pixel value.



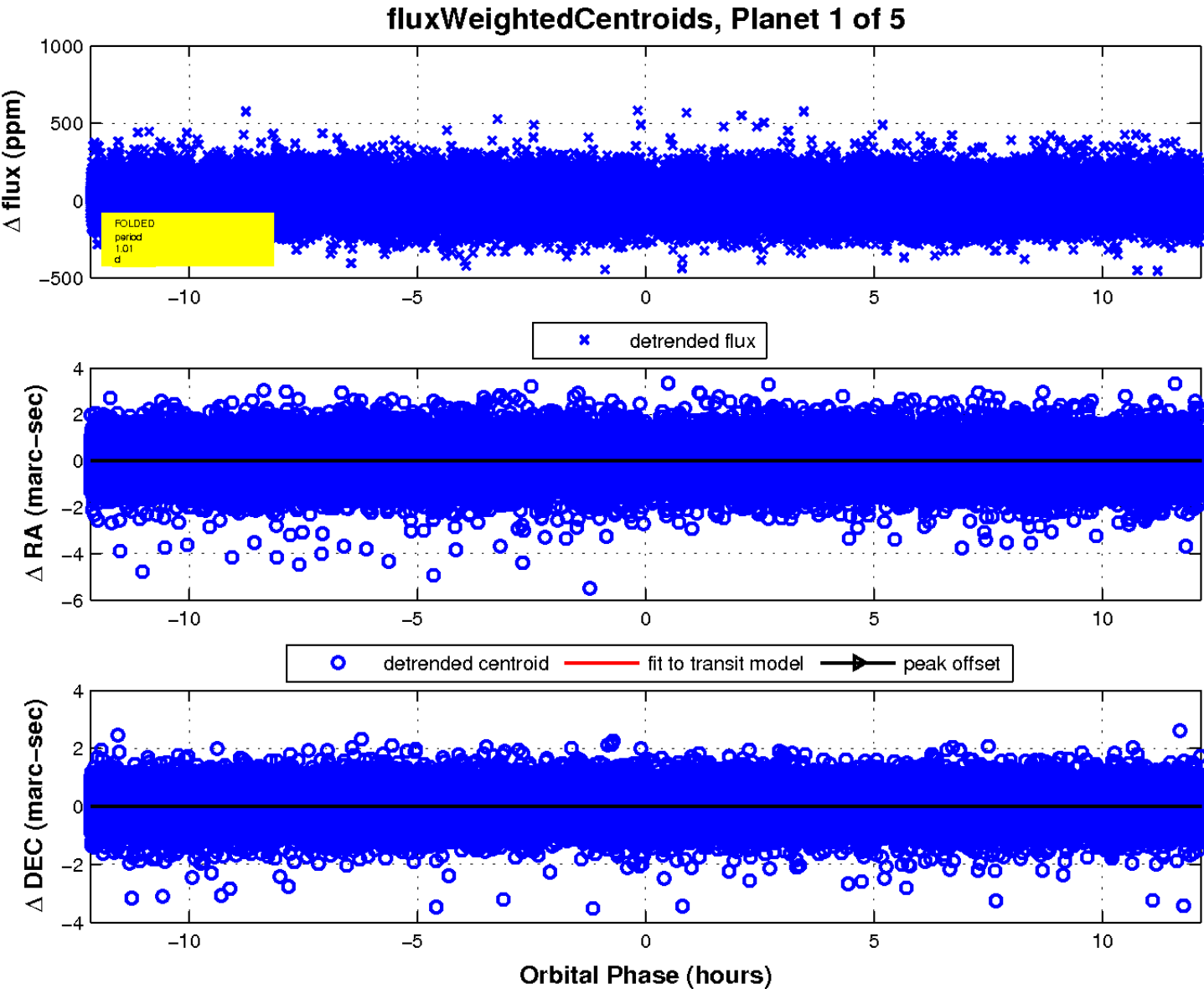
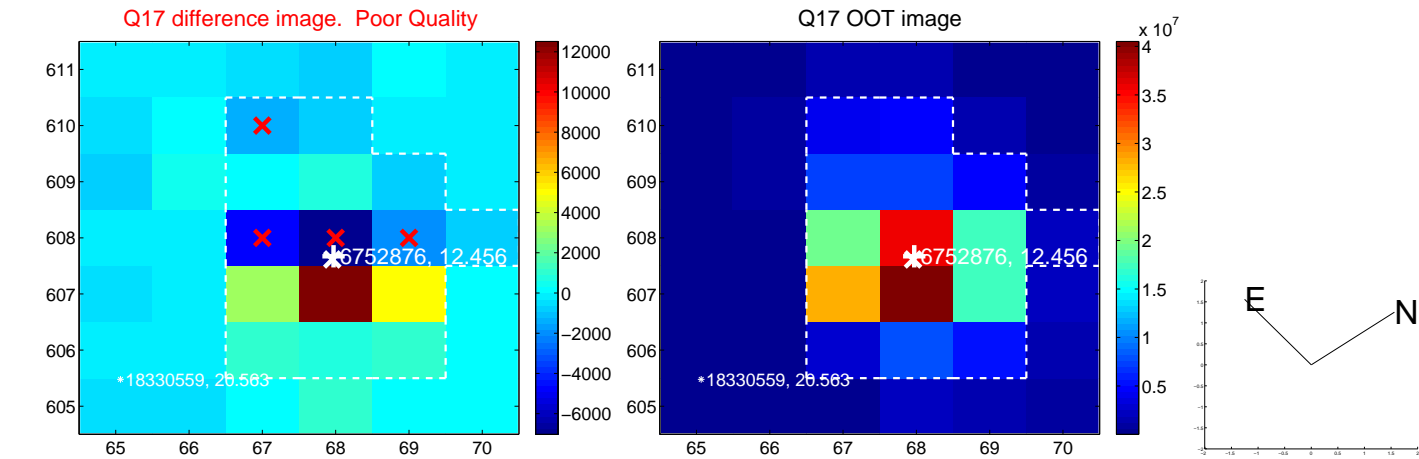
white \times : KIC target position; +: OOT centroid; \triangle : difference centroid. red \times : large negative pixel value.



white \times : KIC target position; +: OOT centroid; \triangle : difference centroid. red \times : large negative pixel value.

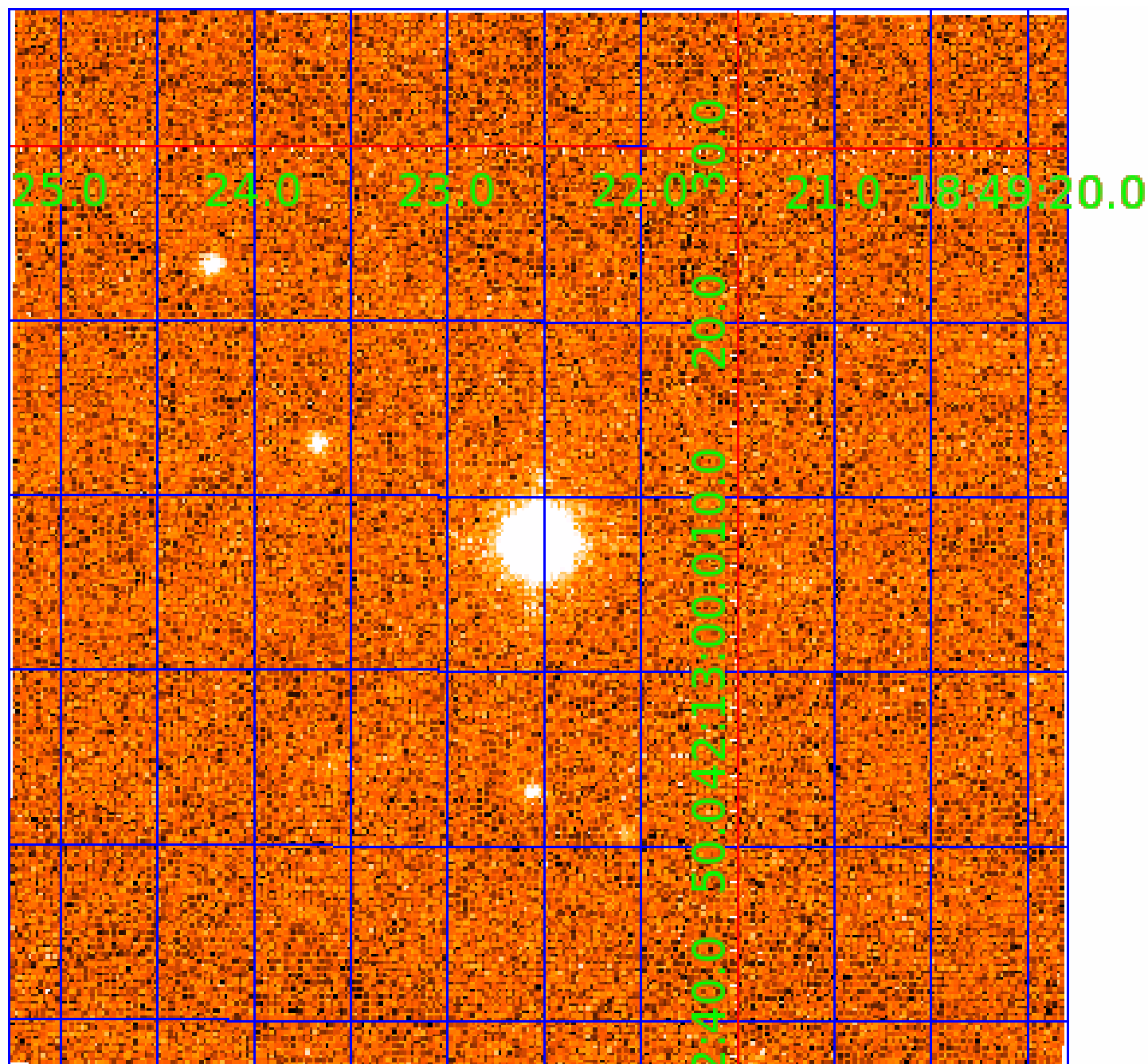


white \times : KIC target position; $+$: OOT centroid; \triangle : difference centroid. red \times : large negative pixel value.



UKIRT Image

Declination



KIC 006752876

Q1-17 DR25 TCE Parameters

TCE	Run Type	KOI?	Period (Days)	Epoch (BKJD)	Depth (ppm)	Duration (Hours)	MES	SNR	R_{\star} (R_{\odot})	T_{\star} (K)	R_p (R_{\oplus})	S_p (S_{\oplus})
006752876-01	OBS	No	1.013788	132.514566	6.9	7.746	8.7	8.5	3.22	8124	1.03	64162.61
006752876-02	OBS	No	4.364391	131.858542	36.0	2.688	16.2	8.6	3.22	8124	2.24	9161.78
006752876-03	OBS	No	8.849597	132.978501	213.6	0.716	18.6	21.4	3.22	8124	4.97	3569.82
006752876-04	OBS	No	9.203724	136.693646	172.8	0.963	11.5	18.1	3.22	8124	4.55	3387.87
006752876-05	OBS	No	5.691006	132.362349	71.5	1.392	13.8	10.8	3.22	8124	3.18	6431.21

Robovetter Results

TCE	Run Type	Disp	Score	N	S	C	E	Comments
006752876-01	OBS	FP	0.00	1	0	0	0	SWEET_NTL—LPP_DV—LPP_ALT—CENT_FEW_MEAS
006752876-02	OBS	FP	0.00	1	0	0	0	INDIV_TRANS_RUBBLE_TRACKER—TRANS_GAPPED—LPP_DV—LPP_ALT—MOD_NONUNIQ_DV—MOD_NONUNIQ_ALT—MOD_TER_ALT—MOD_POS_ALT—CENT_FEW_MEAS
006752876-03	OBS	FP	0.00	1	0	0	0	INDIV_TRANS_RUBBLE—TRANS_GAPPED—LPP_DV—MOD_NONUNIQ_DV—CENT_FEW_MEAS
006752876-04	OBS	FP	0.00	1	0	1	0	INDIV_TRANS_RUBBLE_TRACKER—TRANS_GAPPED—LPP_DV—MOD_NONUNIQ_DV—CENT_FEW_DIFFS—HALO_GHOST
006752876-05	OBS	FP	0.00	1	0	0	0	INDIV_TRANS_RUBBLE—TRANS_GAPPED—LPP_DV—MOD_NONUNIQ_DV—CENT_FEW_MEAS

Notes: OBS = Observed. INJ = Injected. INV = Inverted. SCR = Scrambled.

N = Not Transit-Like. S = Stellar Eclipse. C = Centroid Offset. E = Ephemeris Match.

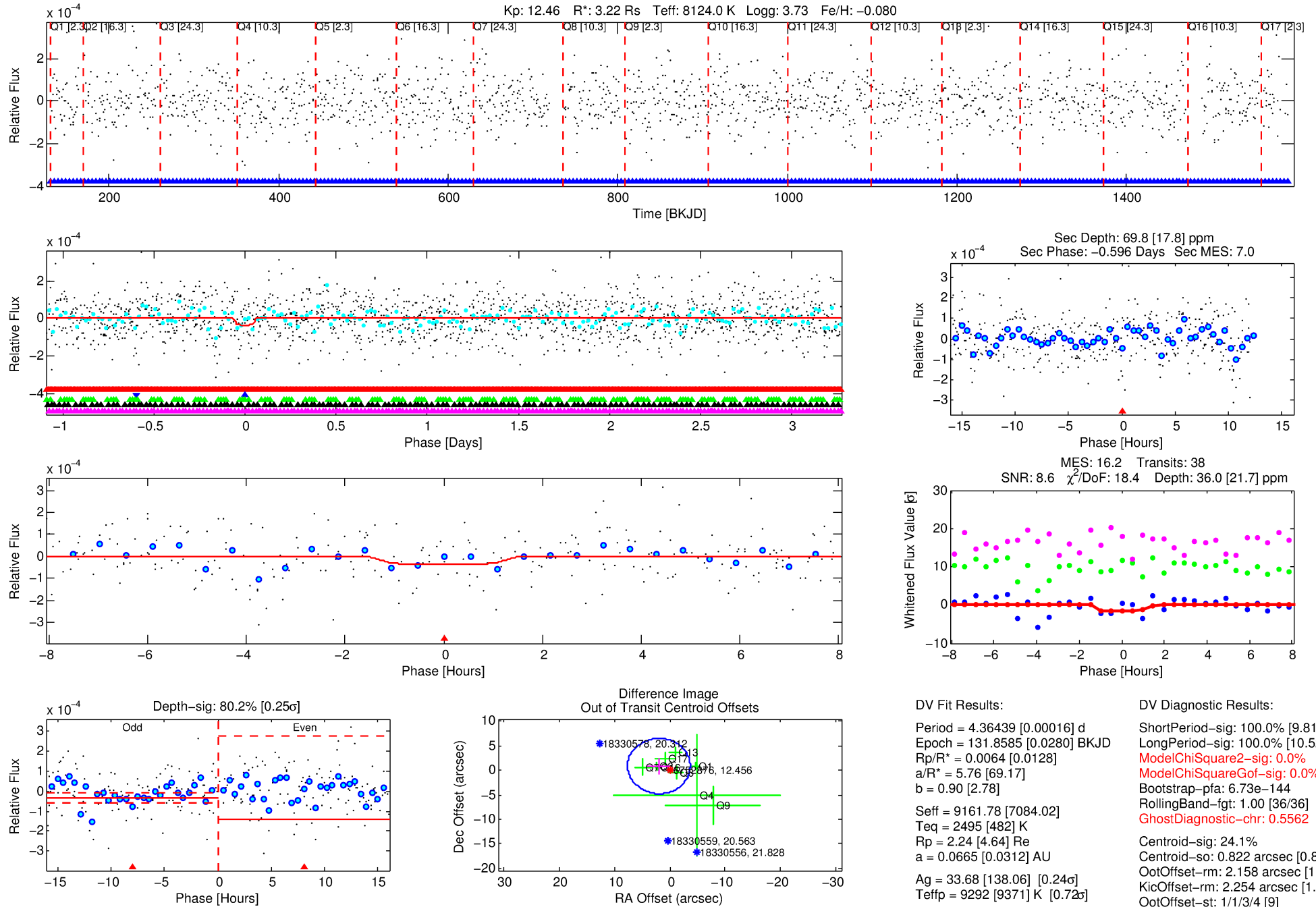
See http://exoplanetarchive.ipac.caltech.edu/docs/API_kepcandidate_columns.html#proj_disp_col for comment definitions.

Ephemeris Match Information For 006752876-02

No Significant Match Found

DV One-Page Summary

KIC: 6752876 Candidate: 2 of 5 Period: 4.364 d



DV Fit Results:

Period = 4.36439 [0.00016] d
Epoch = 131.8585 [0.0280] BKJD
Rp/R* = 0.0064 [0.0128]
a/R* = 5.76 [69.17]
b = 0.90 [2.78]
Seff = 9161.78 [7084.02]
Teq = 2495 [482] K
Rp = 2.24 [4.64] Re
a = 0.0665 [0.0312] AU
Ag = 33.68 [138.06] [0.24σ]
Teffp = 9292 [9371] K [0.72σ]

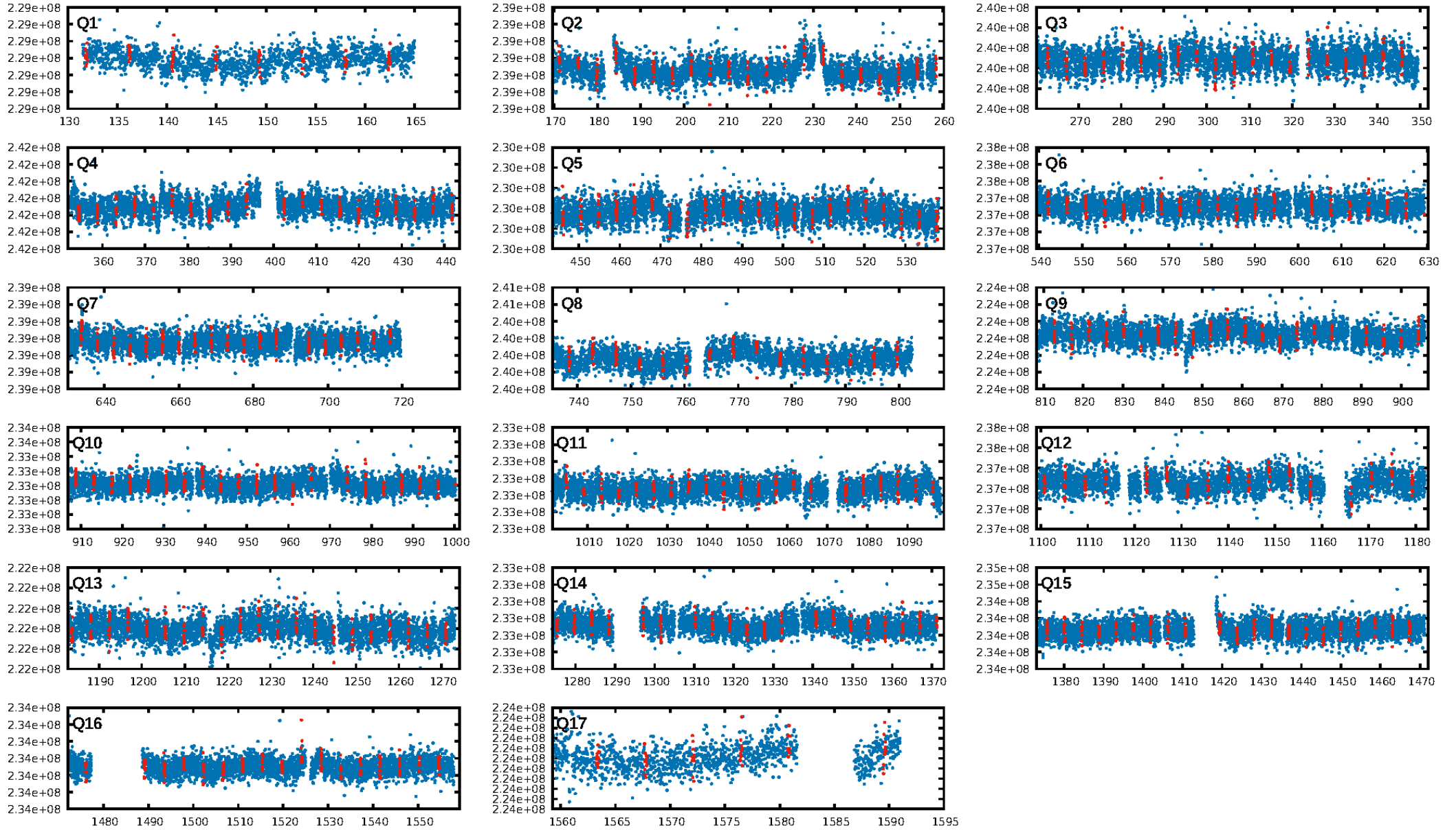
DV Diagnostic Results:

ShortPeriod-sig: 100.0% [9.81σ]
LongPeriod-sig: 100.0% [10.52σ]
ModelChiSquare2-sig: 0.0%
ModelChiSquareGof-sig: 0.0%
Bootstrap-pfa: 6.73e-144
RollingBand-fgt: 1.00 [36/36]
GhostDiagnostic-chr: 0.5562
Centroid-sig: 24.1%
Centroid-so: 0.822 arcsec [0.87σ]
OotOffset-rm: 2.158 arcsec [1.15σ]
KicOffset-rm: 2.254 arcsec [1.20σ]
OotOffset-st: 1/1/3/4 [9]
KicOffset-st: 1/1/3/4 [9]
DiffImageQuality-fgm: 0.11 [1/9]
DiffImageOverlap-fno: 0.88 [15/17]

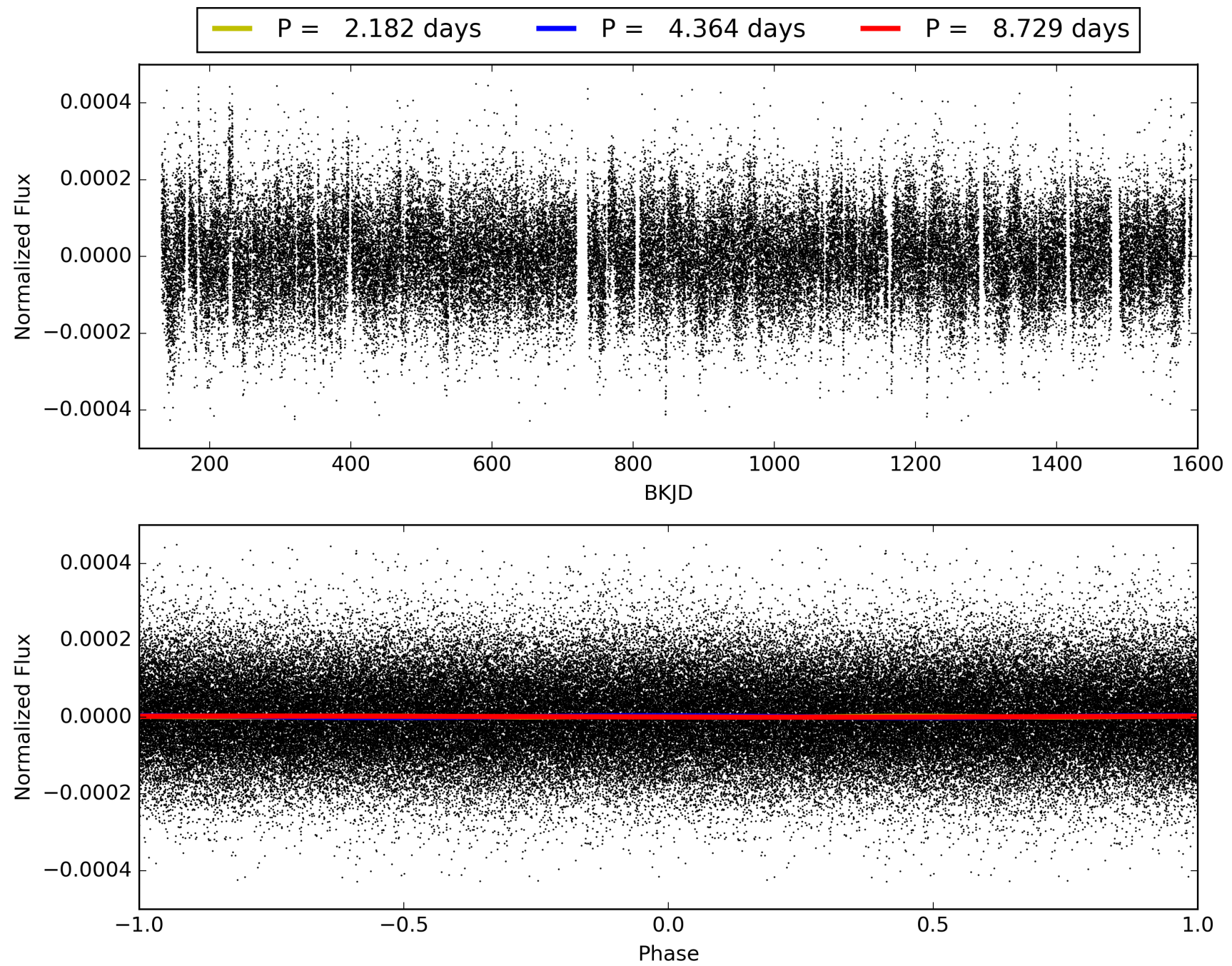
Software Revision: svn+ssh://murzim/repo/soc/tags/release/9.3.42@60958 -- Date Generated: 01-Feb-2016 19:58:03 Z

This Data Validation Report Summary was produced in the Kepler Science Operations Center Pipeline at NASA Ames Research Center

TCE 006752876-02, PDC Light Curves

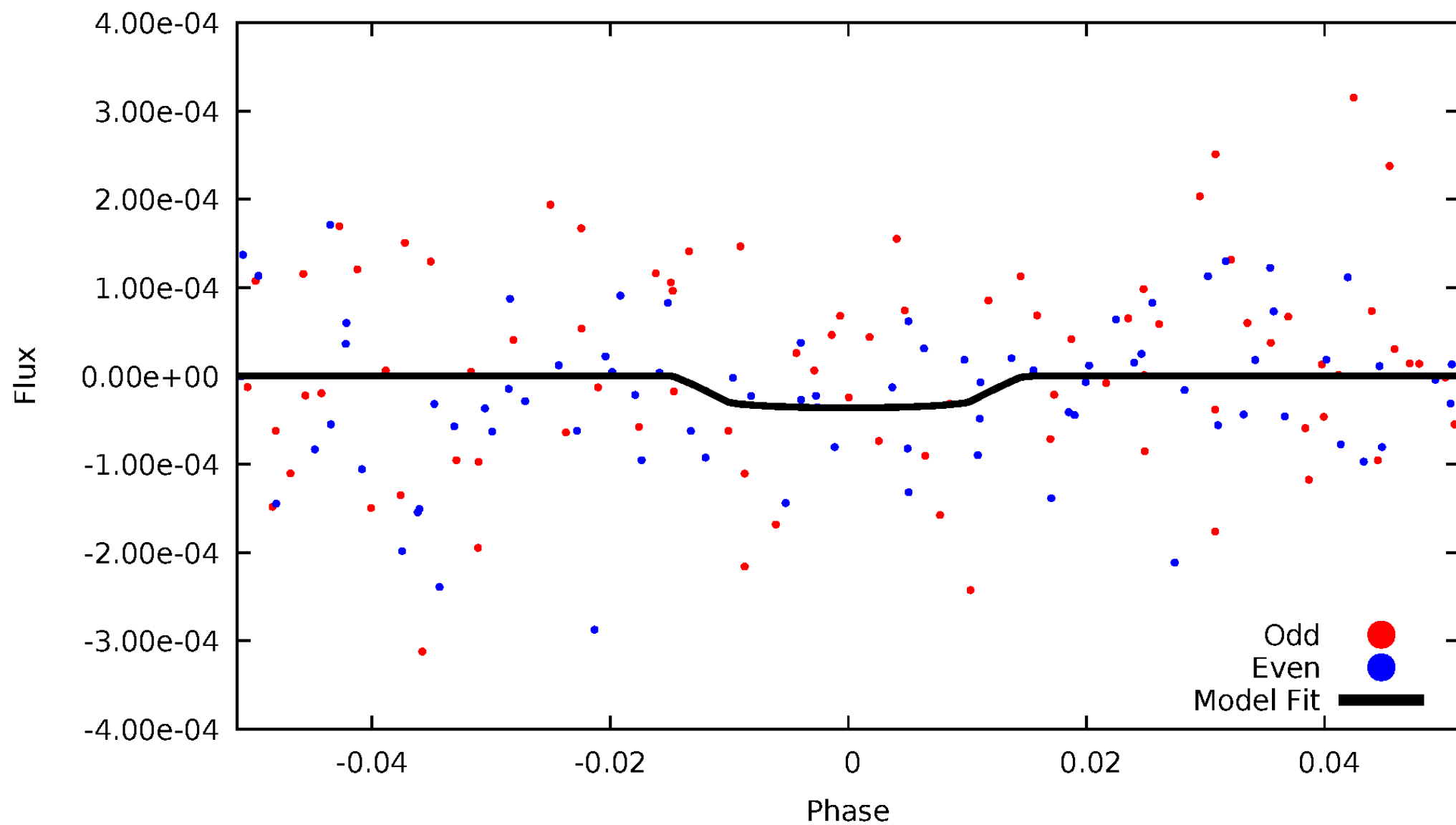


TCE 006752876-02



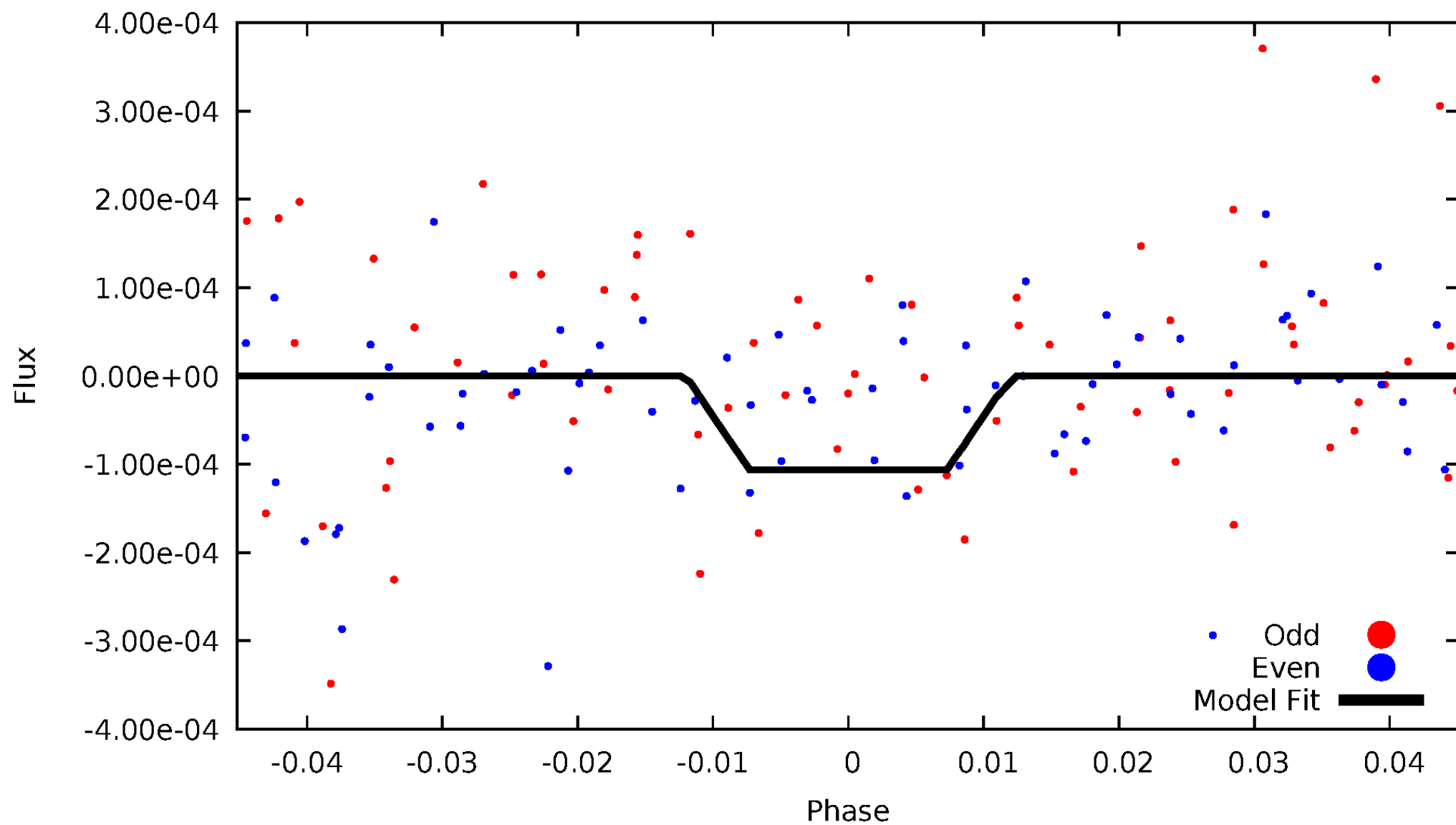
DV Odd/Even

TCE 006752876-02



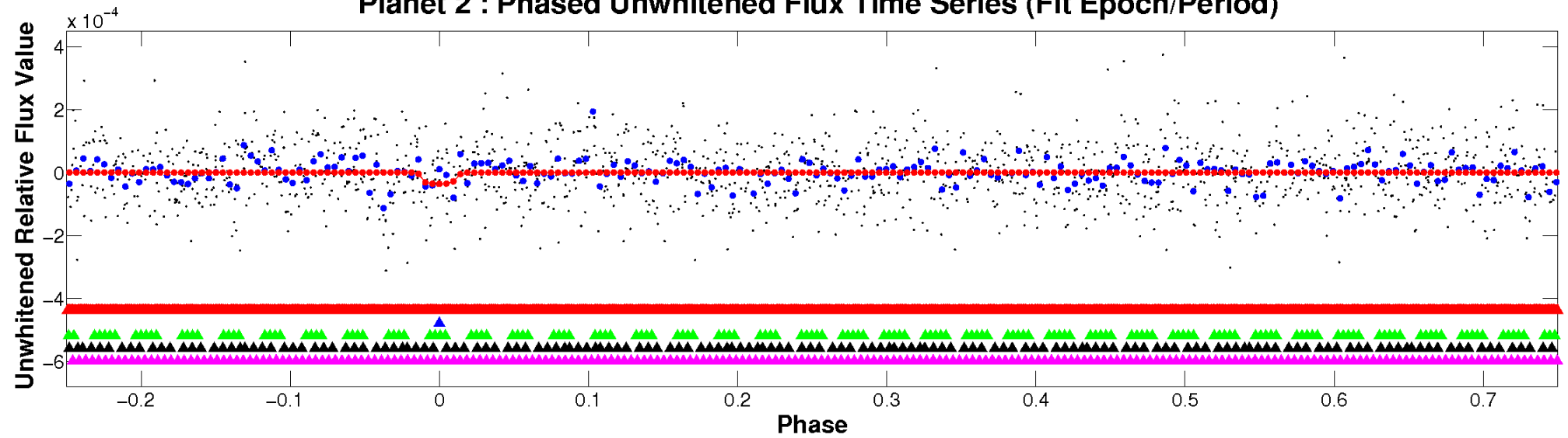
ALT Odd/Even

TCE 006752876-02

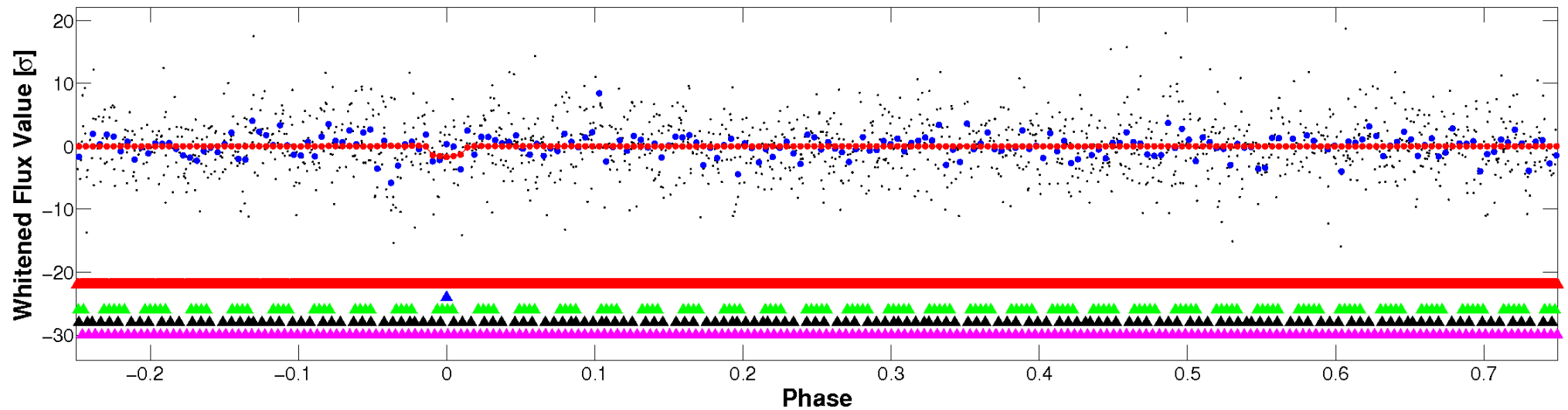


Non-Whitened Vs. Whitened Light Curve

Planet 2 : Phased Unwhitened Flux Time Series (Fit Epoch/Period)

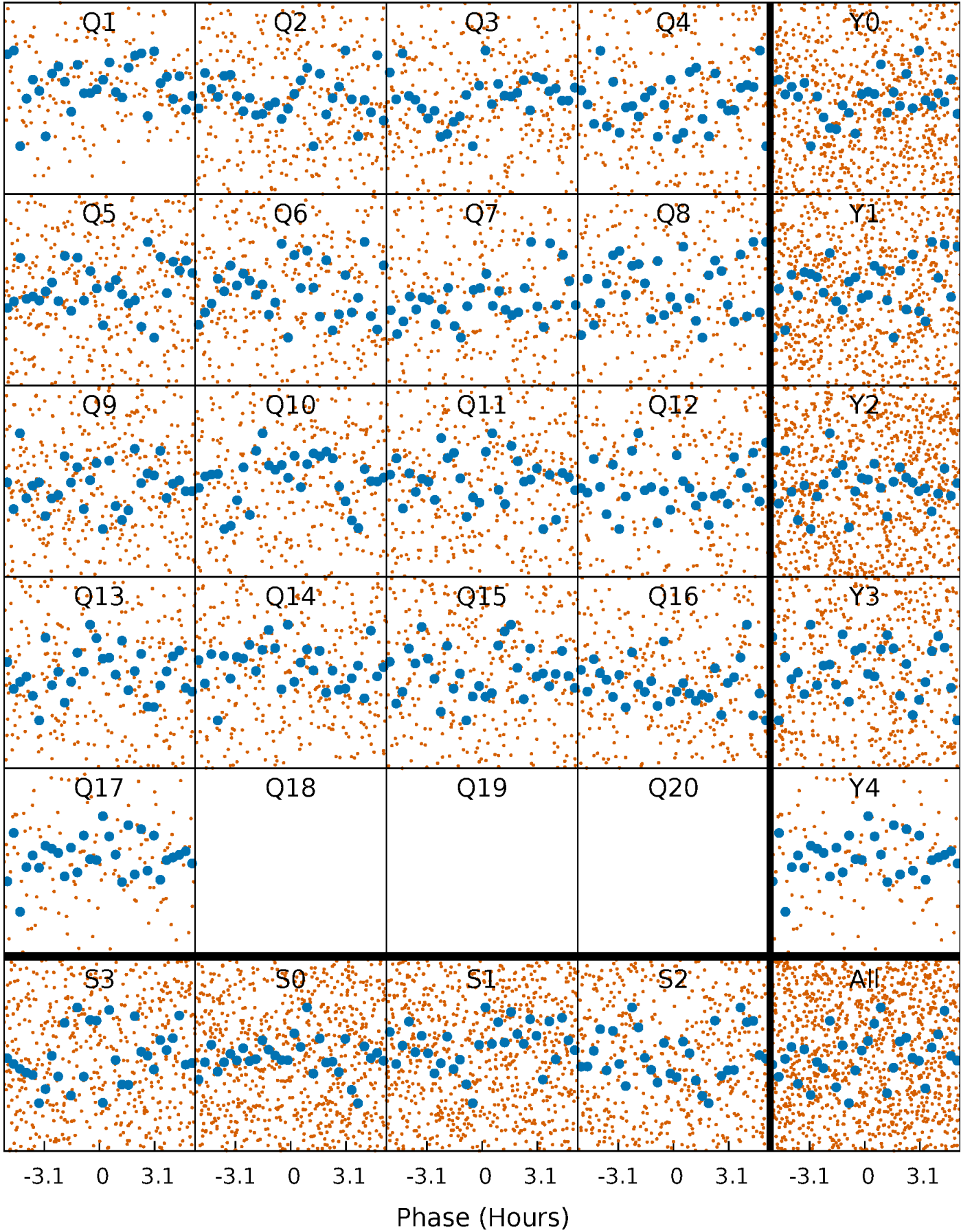


Planet 2 : Phased Whitened Flux Time Series (Fit Epoch/Period)



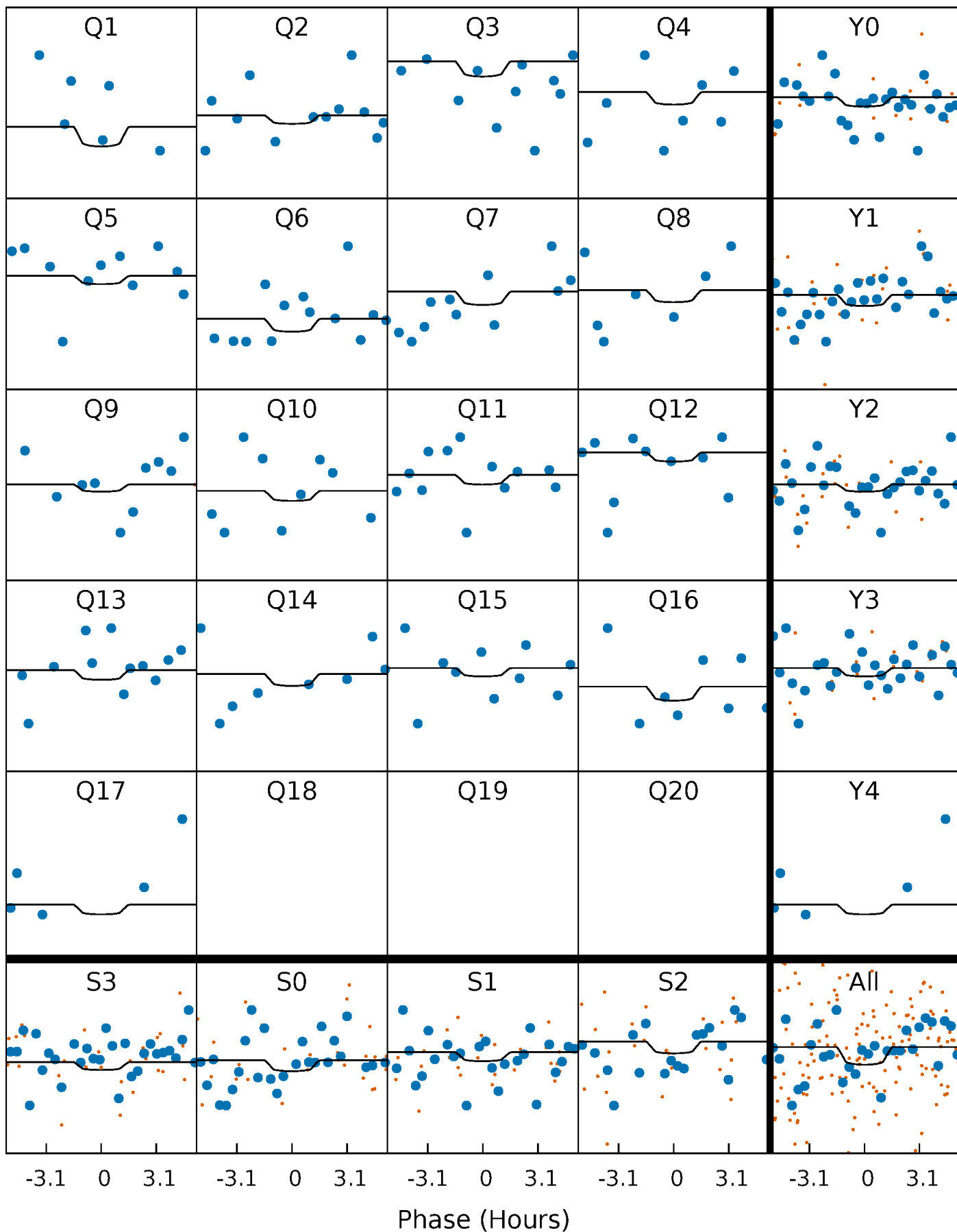
PDC Quarter-Phased Transit Curves

TCE 006752876-02 P= 4.364391 Days $T_0=131.858542$ (BKJD)



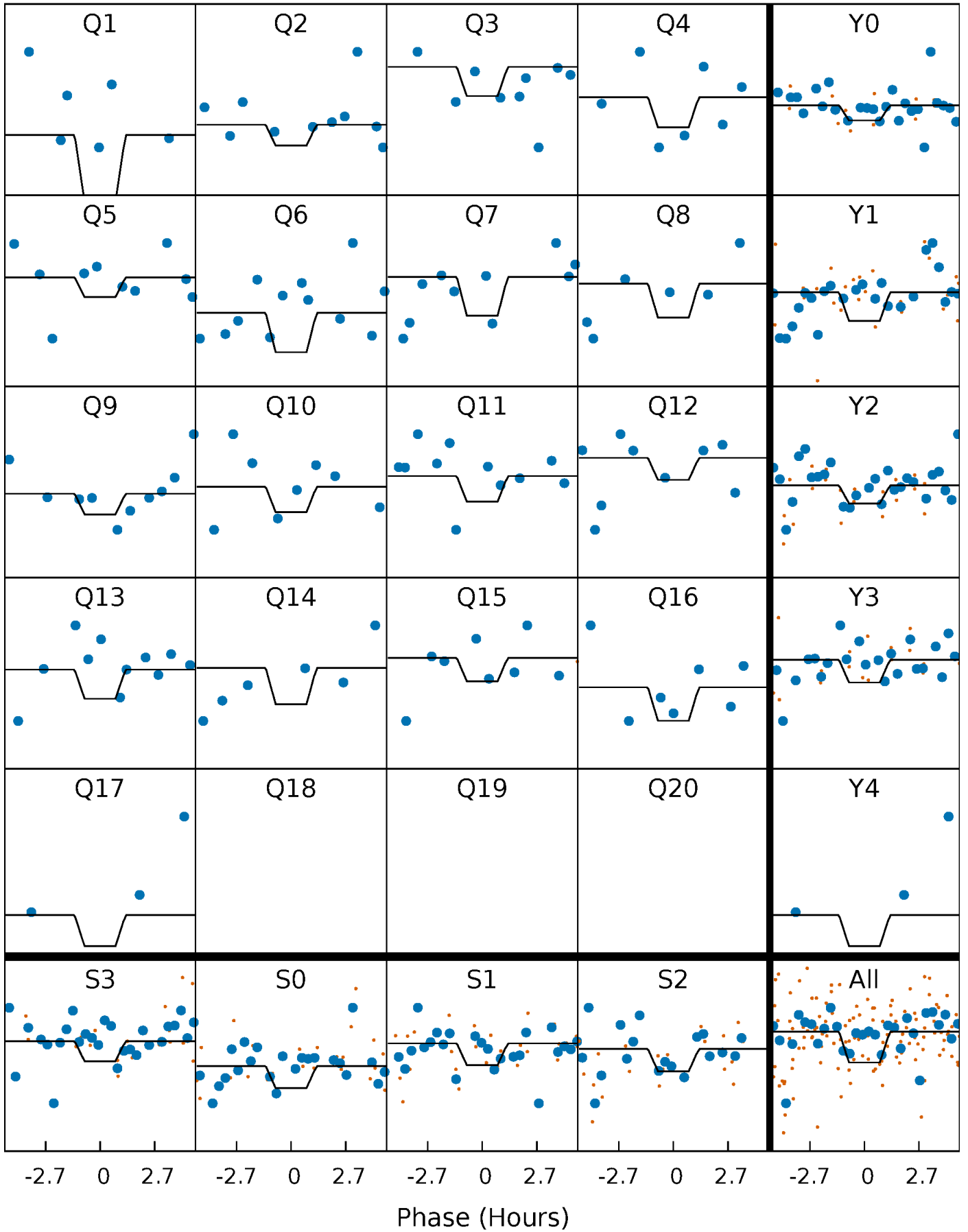
DV Quarter-Phased Transit Curves

TCE 006752876-02 P= 4.364391 Days $T_0=131.858542$ (BKJD)



Alt. Detrend Quarter-Phased Transit Curves

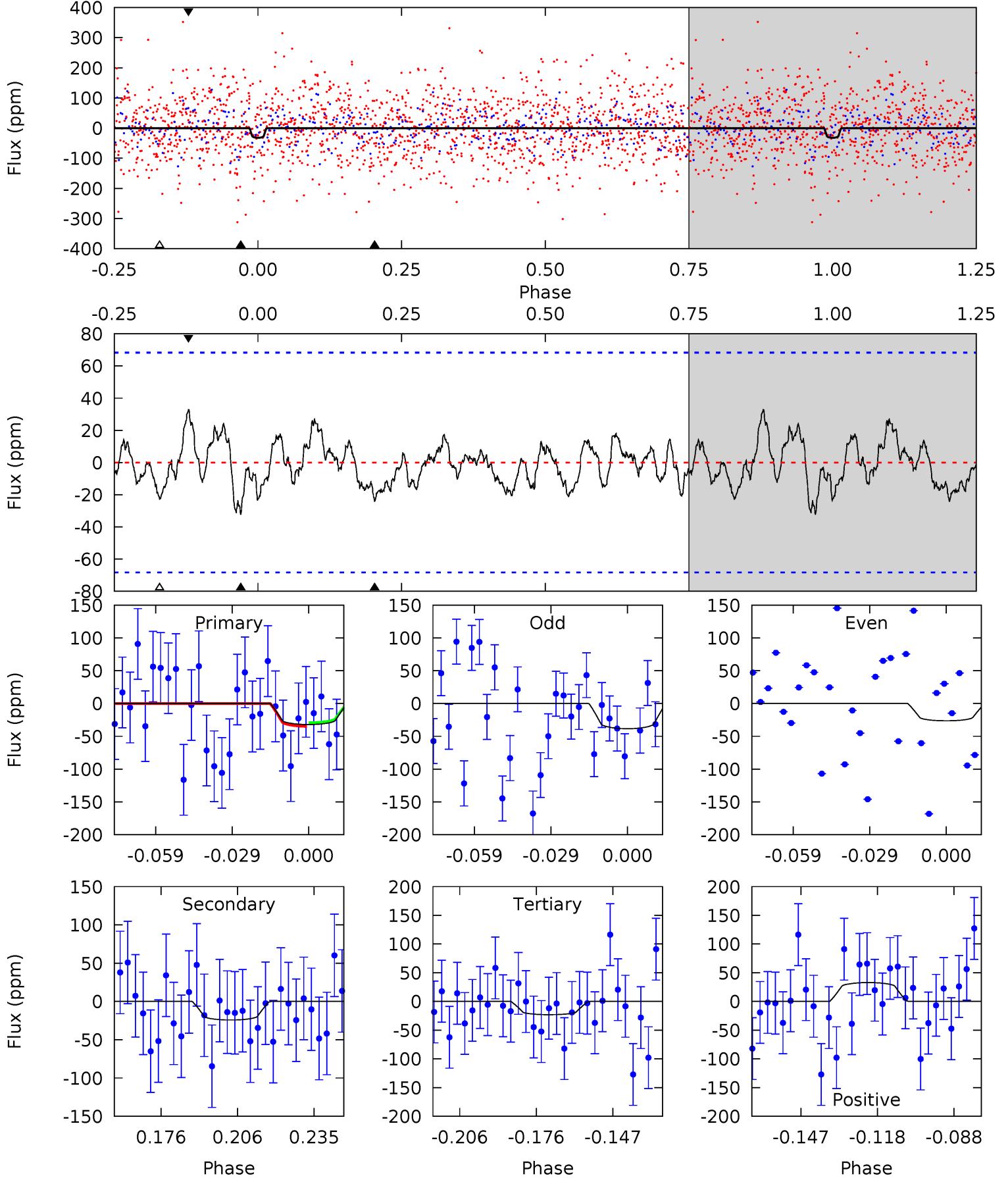
TCE 006752876-02 P= 4.364436 Days $T_0=131.858515$ (BKJD)



DV Model-Shift Uniqueness Test

006752876-02, P = 4.364391 Days, E = 131.858542 Days

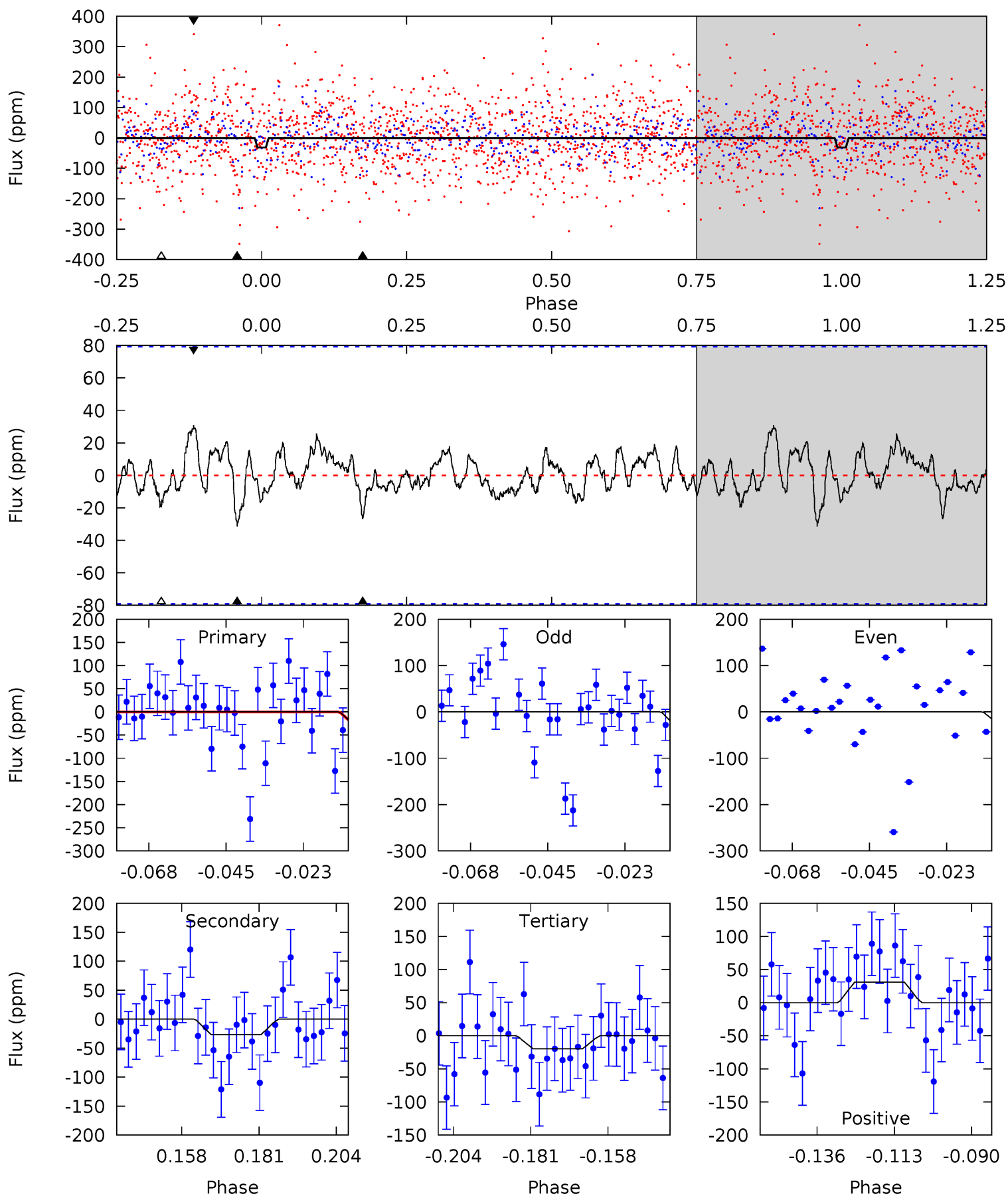
Pri	Sec	Ter	Pos	FA ₁	FA ₂	F _{Red}	Pri-Ter	Pri-Pos	Sec-Ter	Sec-Pos	Odd-Evn	DMM	Shape	TAT
2.26	1.71	1.62	2.32	4.82	2.18	0.77	0.64	-0.06	0.08	-0.61	0.43	19.0	0.51	0.20



Alt Model-Shift Uniqueness Test

006752876-02, P = 4.364436 Days, E = 131.858515 Days

Pri	Sec	Ter	Pos	FA ₁	FA ₂	F _{Red}	Pri-Ter	Pri-Pos	Sec-Ter	Sec-Pos	Odd-Evn	DMM	Shape	TAT
1.92	1.65	1.20	1.90	4.87	2.28	0.59	0.72	0.02	0.44	-0.26	0.23	0.62	0.50	0.04



Stellar Parameters For KIC 006752876

	$T_{\text{eff}}(K)$	$\log(g)$	[Fe/H]	R (R_{\odot})	$M(M_{\odot})$	p_{\star} ($\text{g}\cdot\text{cm}^{-3}$)
	8124^{+225}_{-367}	$3.735^{+0.442}_{-0.104}$	$-0.080^{+0.200}_{-0.350}$	$3.220^{+0.782}_{-1.564}$	$2.054^{+0.332}_{-0.498}$	$0.087^{+0.362}_{-0.029}$
	+3%/-5%	+12%/-3%	+250%/-438%	+24%/-49%	+16%/-24%	+417%/-34%
Source	KIC0	KIC0	KIC0	DSEP		

KIC = Kepler Input Catalog; PHO = Photometry; SPE = Spectroscopy; AST = Asteroseismology
 TRA = Transits; DESP = Dartmouth Models; MULT = Multiple Models

Secondary Eclipse Parameters for KIC 006752876-02 / KOI

Detrend	Depth (ppm)	R_p (R_{\oplus})	T_{max} (K)	T_{obs} (K)	A_{obs}
DV	-24 ± 14	$3.40^{+3.86}_{-2.15}$	3343^{+276}_{-339}	5044^{+3958}_{-1522}	$4.435^{+34.307}_{-3.681}$
Alt.	-27 ± 16	$4.31^{+4.09}_{-2.73}$	3339^{+282}_{-409}	4617^{+3046}_{-1346}	$2.814^{+19.302}_{-2.222}$

T_{max} = Theoretical Maximum Planetary Temperature
 T_{obs} = Observed Planetary Temperature (Assuming $A=0.3$)
 A_{obs} = Observed Albedo (Assuming $T=0$)

If a secondary eclipse is present, the system is likely an EB if $T_{\text{obs}} \gg T_{\text{max}}$ AND $A_{\text{obs}} \gg 1.0$

DV Centroid Data

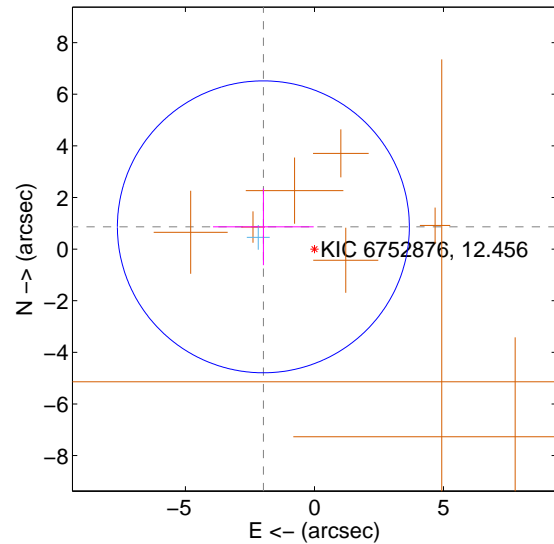
Supplemental centroid analysis for 006752876-02. Kepler magnitude: 12.46. Transit SNR 8.58

There are 1 quarters with good PRF difference image offsets

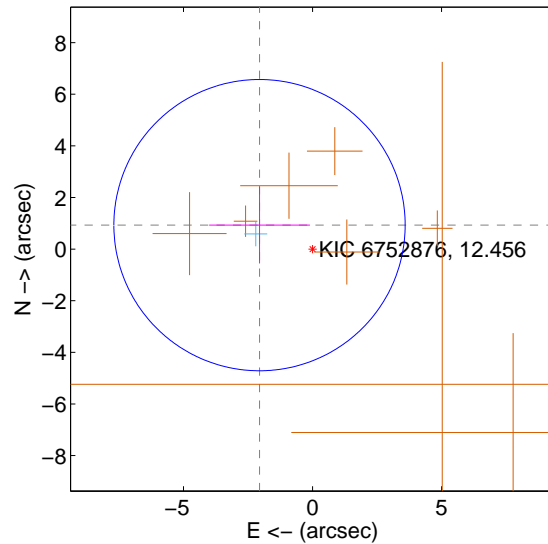
The direct PRF centroid is offset from the target star catalog position by about 0.24 arcsec

	Distance in arcsec	Distance / σ	Δ RA	Δ Dec
PRF-fit source offset from OOT	2.158 ± 1.885	1.15	1.978 ± 1.952	0.863 ± 1.486
PRF-fit source offset from KIC position	2.254 ± 1.881	1.20	2.054 ± 1.952	0.928 ± 1.486
photometric centroid source offset	0.82 ± 0.94	0.87	0.23 ± 1.06	0.79 ± 0.93

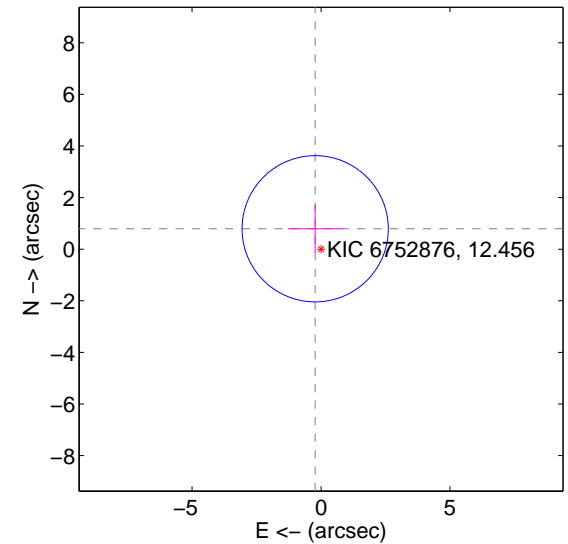
offset from difference PRF-fit to OOT PRF-fit



offset from difference PRF-fit to KIC position

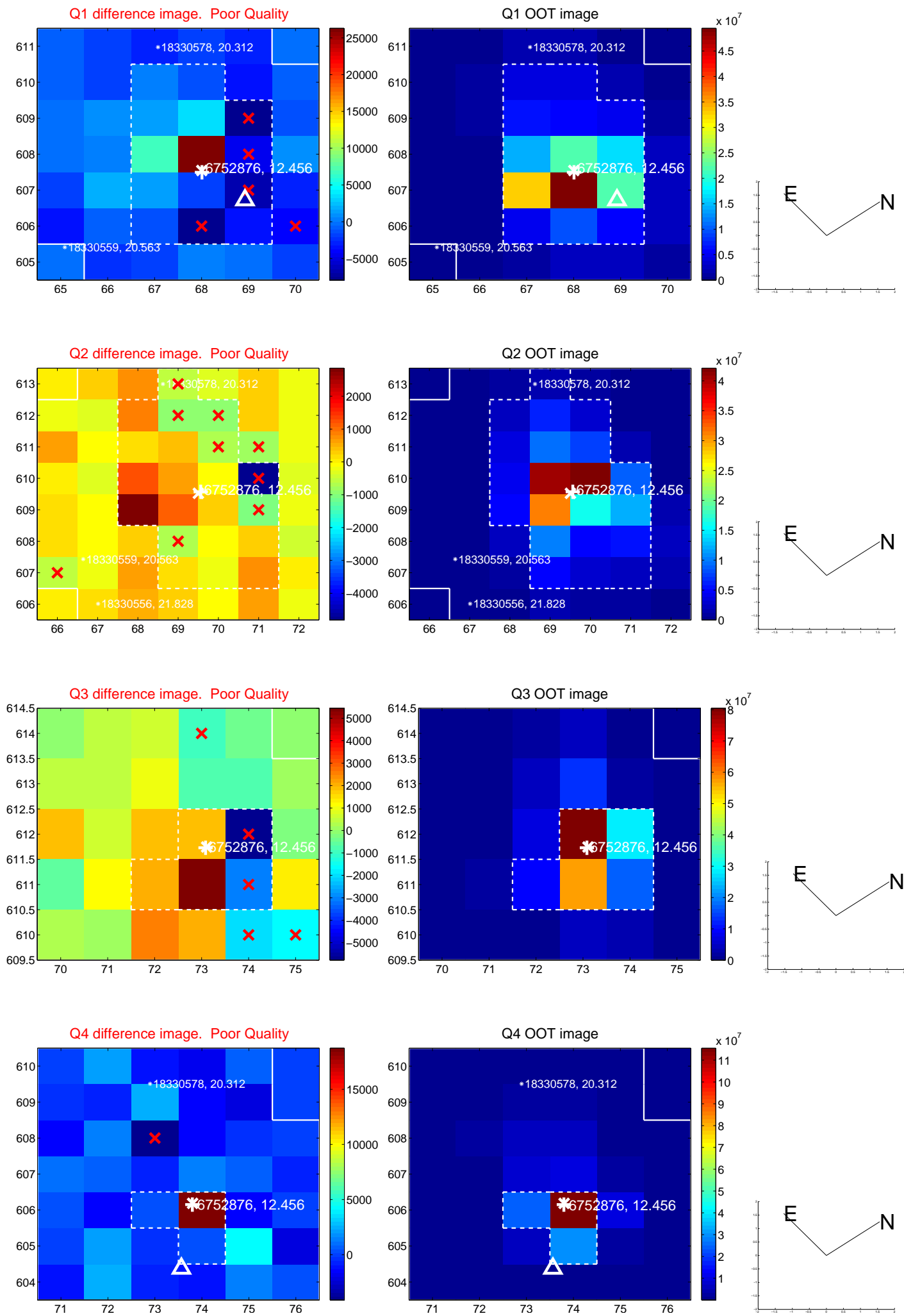


offset from photometric centroids

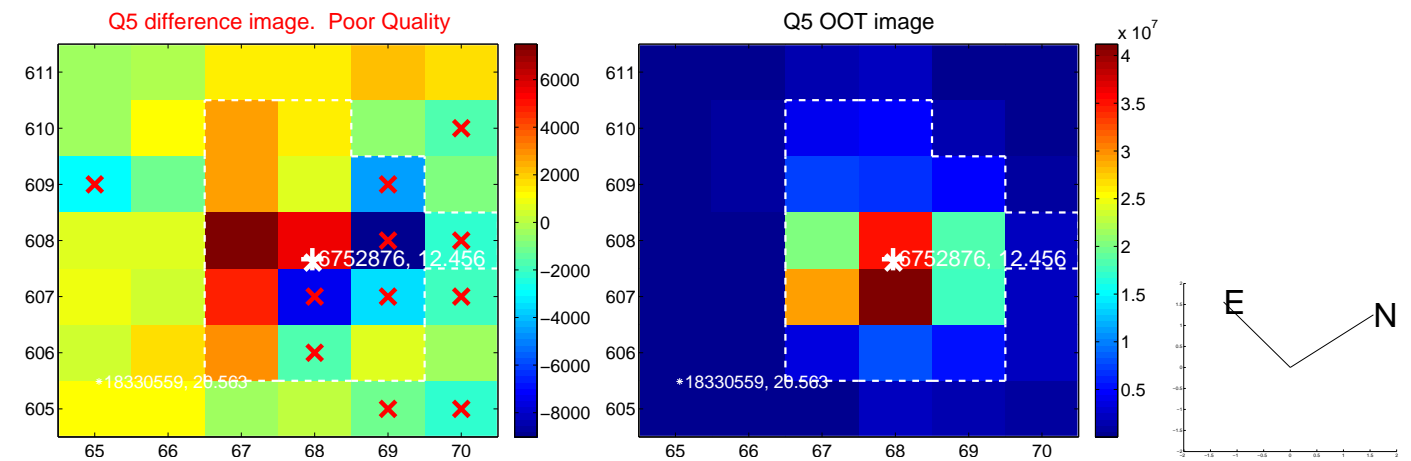


Centroid source offsets from the target star reconstructed from PRF and photometric centroids. Sky blue crosses: good quarterly centroid offsets; Vermillion crosses: bad quarterly centroid offsets; magenta cross: average over quarters. Length of the crosses: one- σ uncertainty. Blue circle: three- σ . Red *: target star. Blue *: Other stars. Text next to a star gives its KIC ID and kepmag. KIC IDs > 15,000,000 are from the UKIRT catalog.

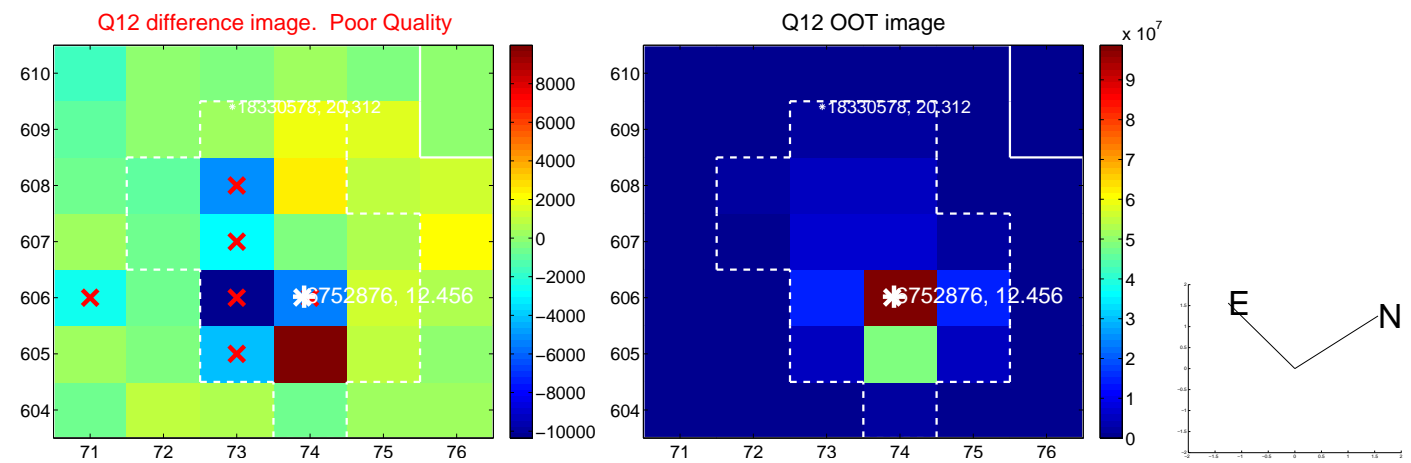
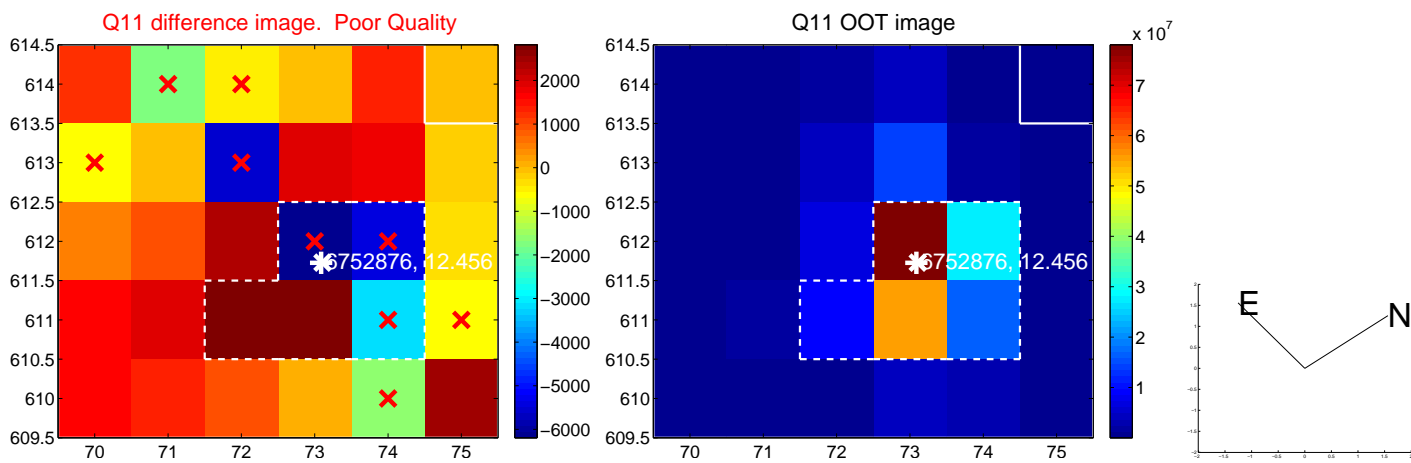
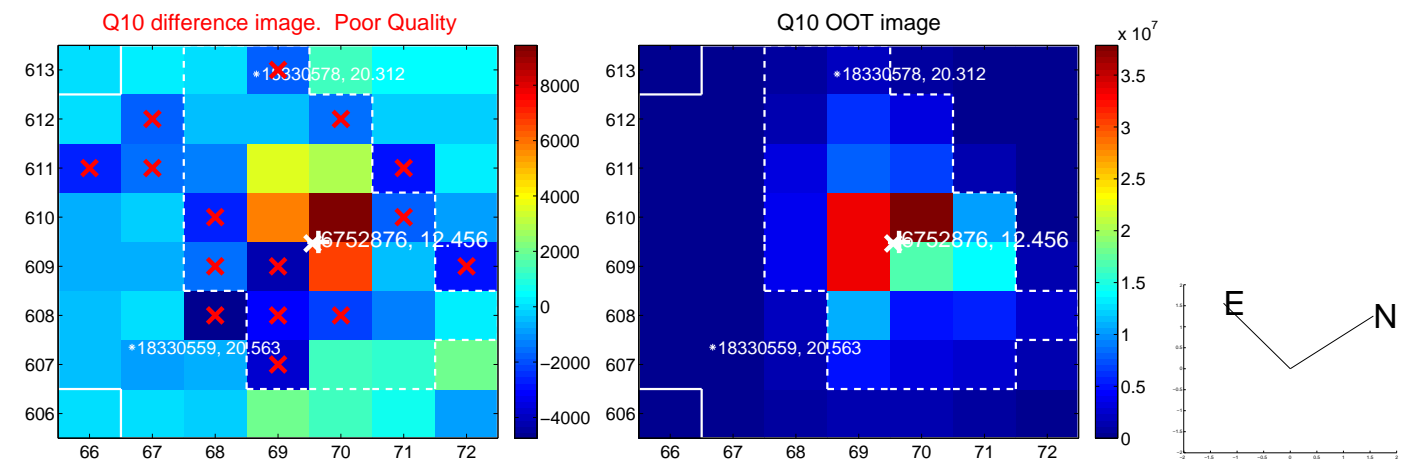
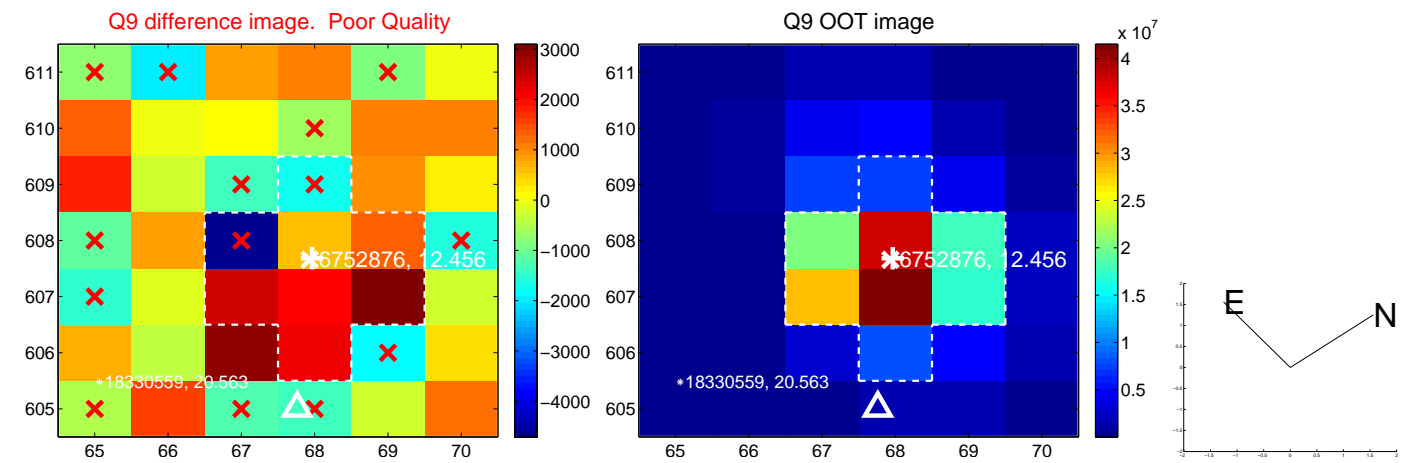
white \times : KIC target position; +: OOT centroid; \triangle : difference centroid. red \times : large negative pixel value.



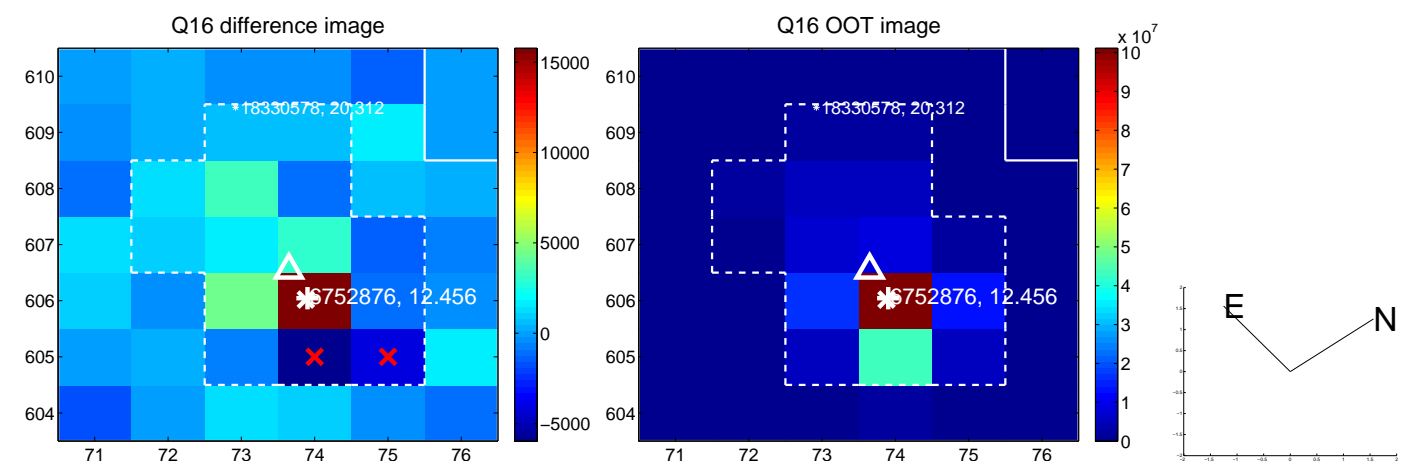
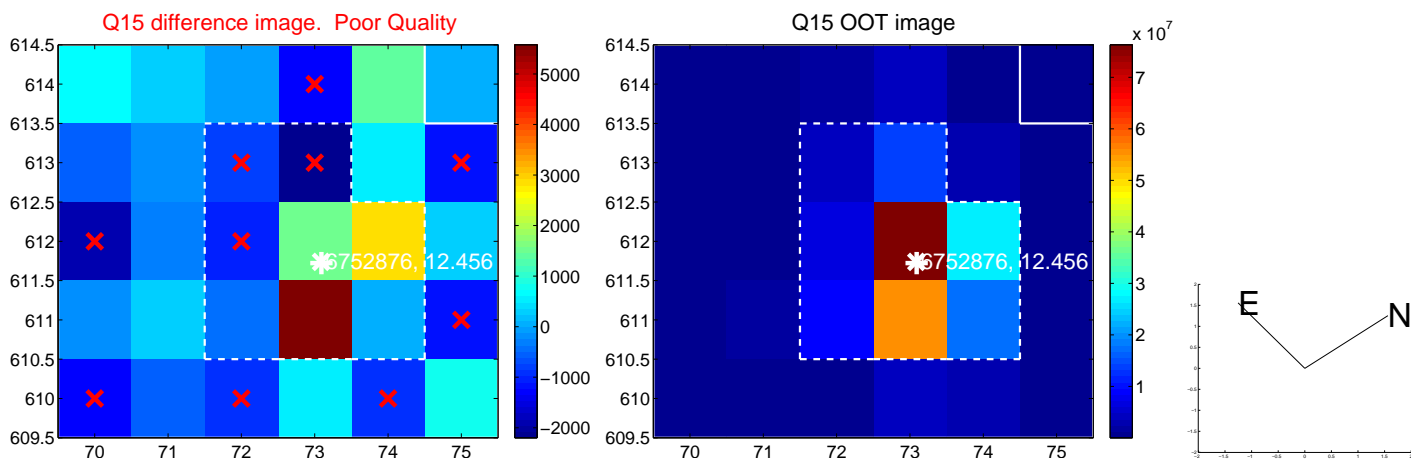
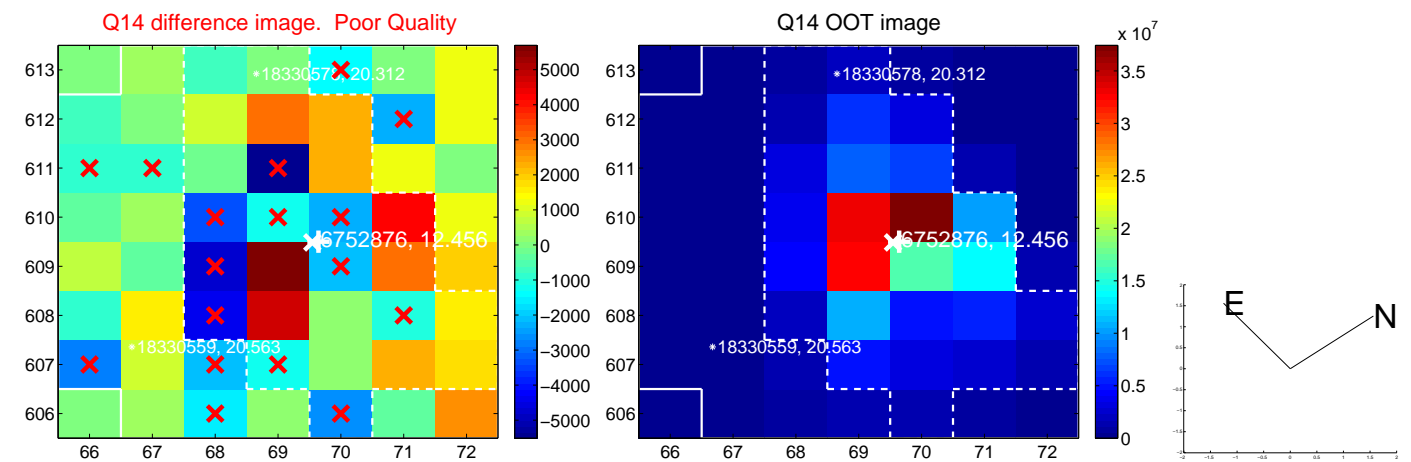
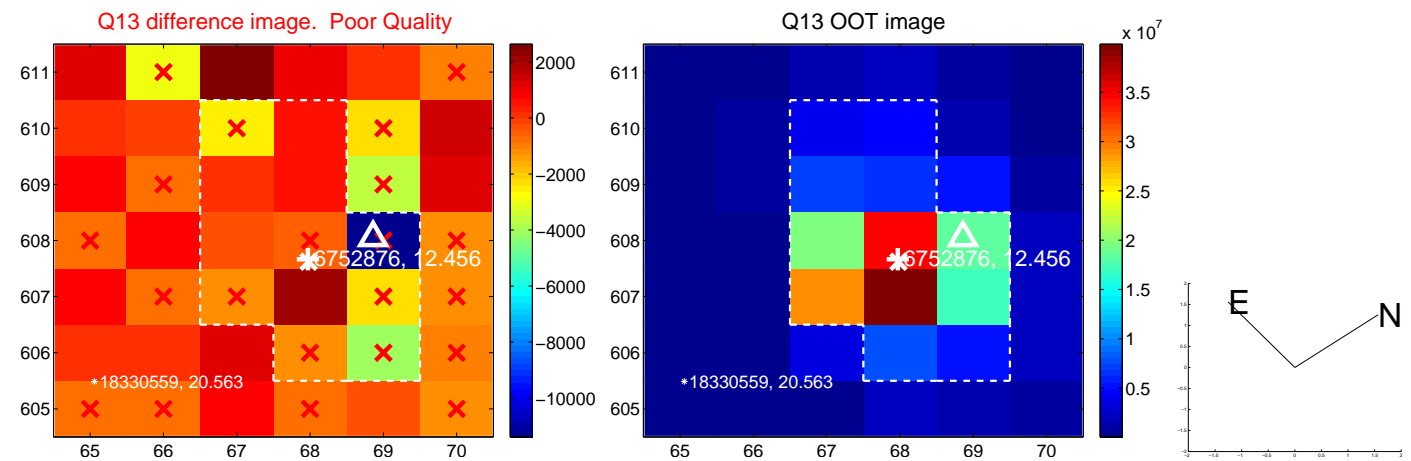
white \times : KIC target position; +: OOT centroid; \triangle : difference centroid. red \times : large negative pixel value.



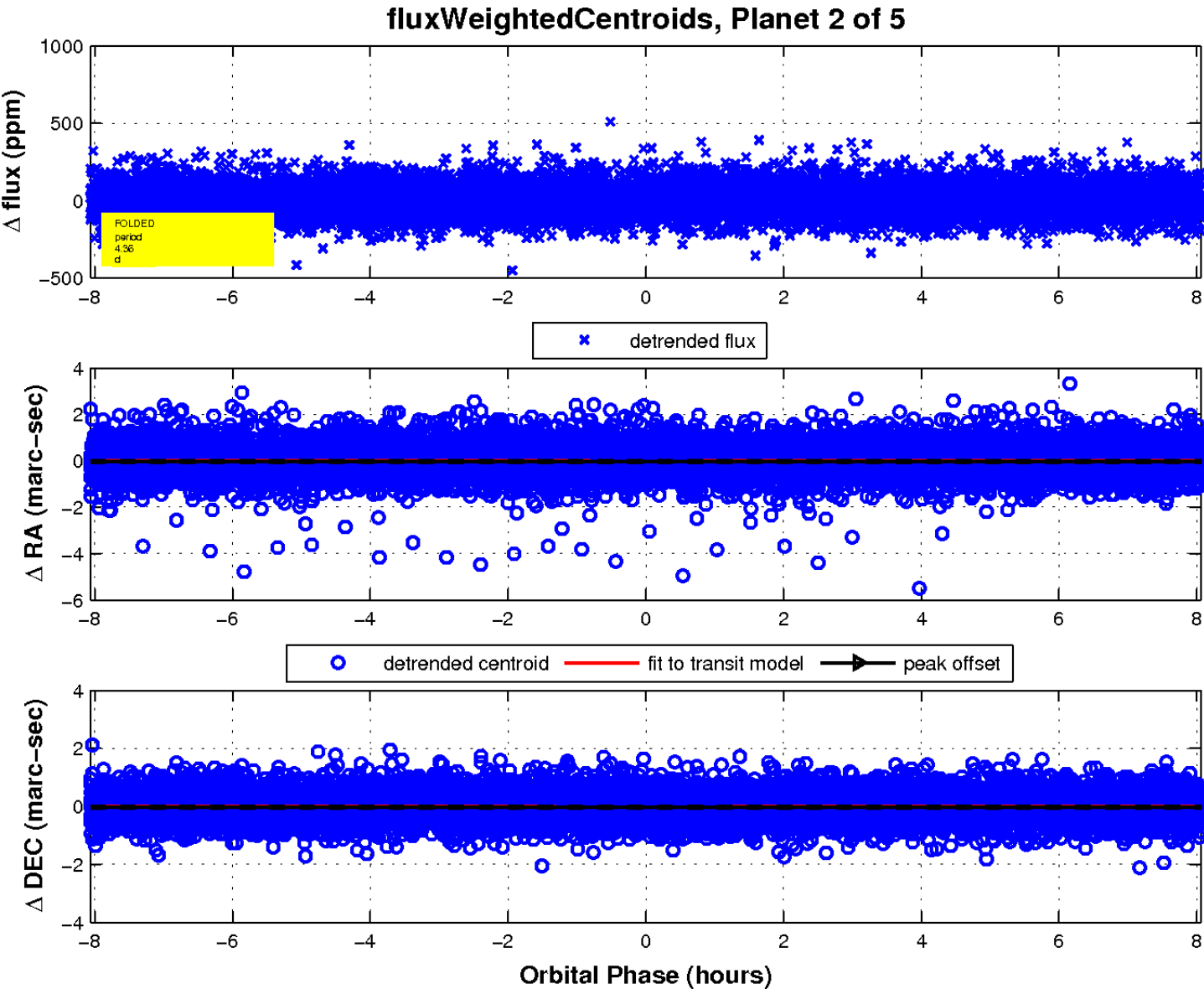
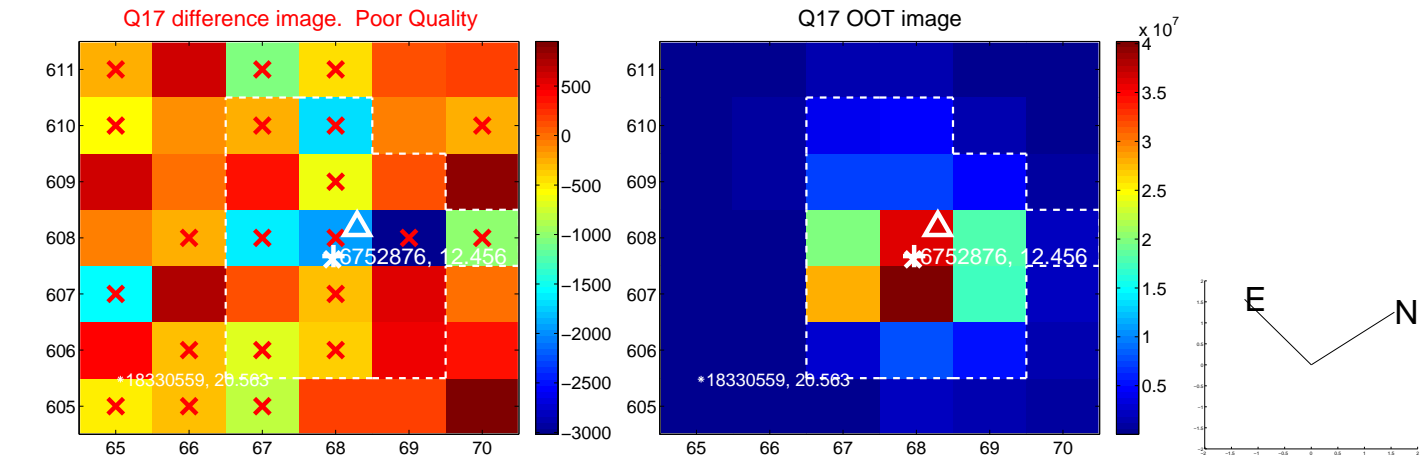
white \times : KIC target position; +: OOT centroid; \triangle : difference centroid. red \times : large negative pixel value.



white \times : KIC target position; +: OOT centroid; \triangle : difference centroid. red \times : large negative pixel value.

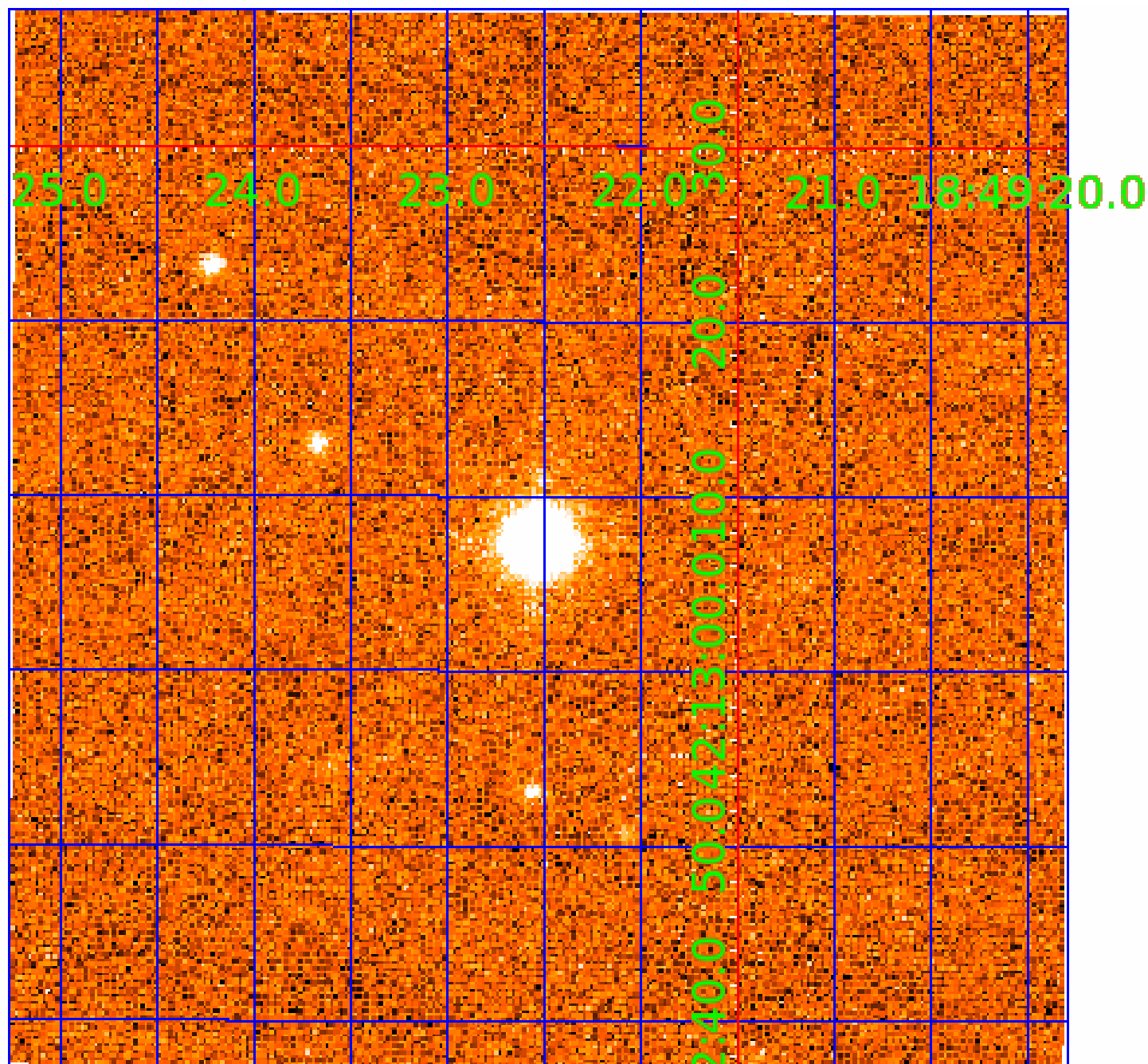


white \times : KIC target position; $+$: OOT centroid; \triangle : difference centroid. red \times : large negative pixel value.



UKIRT Image

Declination



KIC 006752876

Q1-17 DR25 TCE Parameters

TCE	Run Type	KOI?	Period (Days)	Epoch (BKJD)	Depth (ppm)	Duration (Hours)	MES	SNR	R_{\star} (R_{\odot})	T_{\star} (K)	R_p (R_{\oplus})	S_p (S_{\oplus})
006752876-01	OBS	No	1.013788	132.514566	6.9	7.746	8.7	8.5	3.22	8124	1.03	64162.61
006752876-02	OBS	No	4.364391	131.858542	36.0	2.688	16.2	8.6	3.22	8124	2.24	9161.78
006752876-03	OBS	No	8.849597	132.978501	213.6	0.716	18.6	21.4	3.22	8124	4.97	3569.82
006752876-04	OBS	No	9.203724	136.693646	172.8	0.963	11.5	18.1	3.22	8124	4.55	3387.87
006752876-05	OBS	No	5.691006	132.362349	71.5	1.392	13.8	10.8	3.22	8124	3.18	6431.21

Robovetter Results

TCE	Run Type	Disp	Score	N	S	C	E	Comments
006752876-01	OBS	FP	0.00	1	0	0	0	SWEET_NTL—LPP_DV—LPP_ALT—CENT_FEW_MEAS
006752876-02	OBS	FP	0.00	1	0	0	0	INDIV_TRANS_RUBBLE_TRACKER—TRANS_GAPPED—LPP_DV—LPP_ALT—MOD_NONUNIQ_DV—MOD_NONUNIQ_ALT—MOD_TER_ALT—MOD_POS_ALT—CENT_FEW_MEAS
006752876-03	OBS	FP	0.00	1	0	0	0	INDIV_TRANS_RUBBLE—TRANS_GAPPED—LPP_DV—MOD_NONUNIQ_DV—CENT_FEW_MEAS
006752876-04	OBS	FP	0.00	1	0	1	0	INDIV_TRANS_RUBBLE_TRACKER—TRANS_GAPPED—LPP_DV—MOD_NONUNIQ_DV—CENT_FEW_DIFFS—HALO_GHOST
006752876-05	OBS	FP	0.00	1	0	0	0	INDIV_TRANS_RUBBLE—TRANS_GAPPED—LPP_DV—MOD_NONUNIQ_DV—CENT_FEW_MEAS

Notes: OBS = Observed. INJ = Injected. INV = Inverted. SCR = Scrambled.

N = Not Transit-Like. S = Stellar Eclipse. C = Centroid Offset. E = Ephemeris Match.

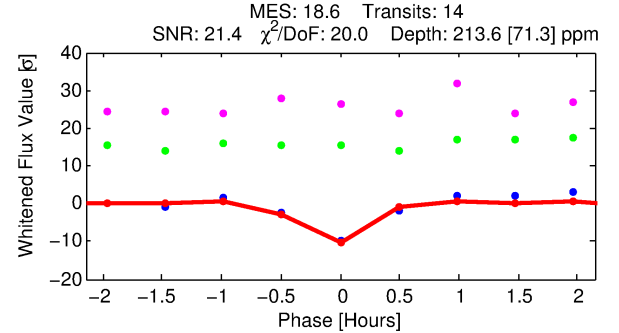
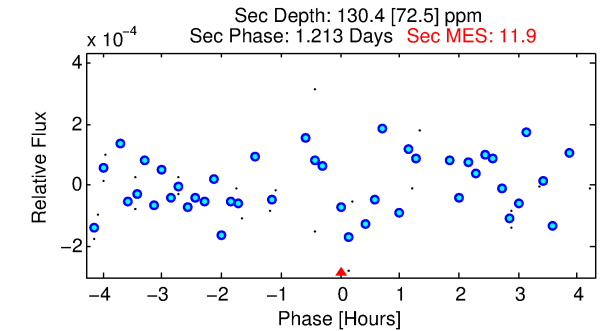
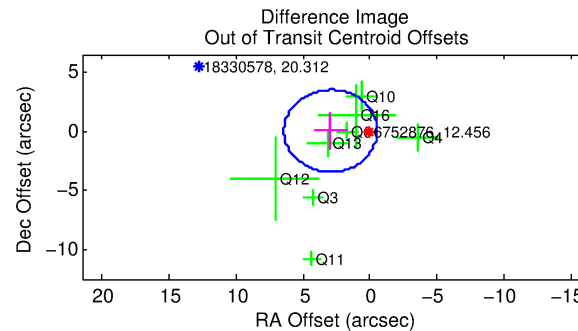
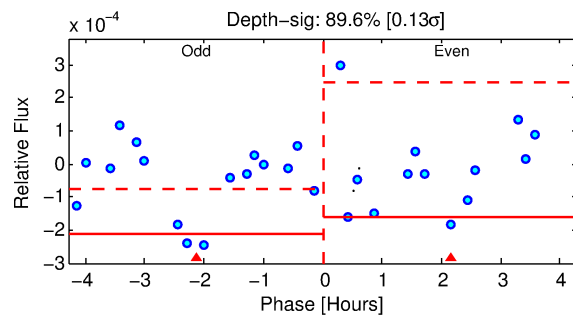
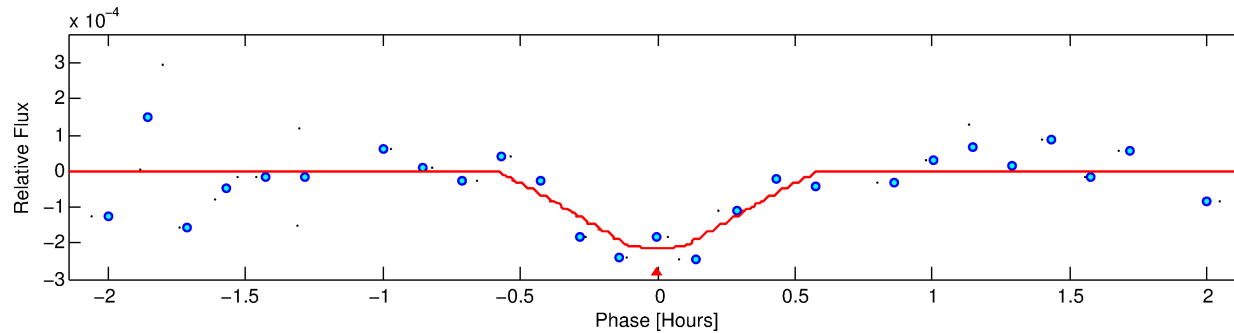
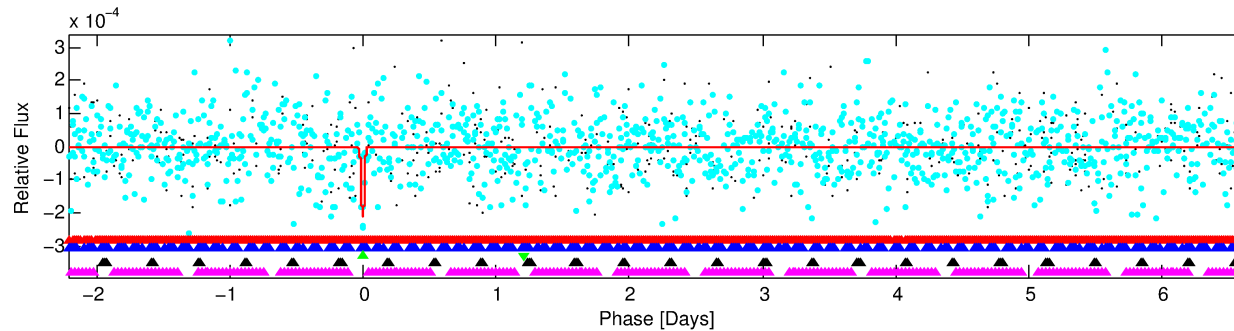
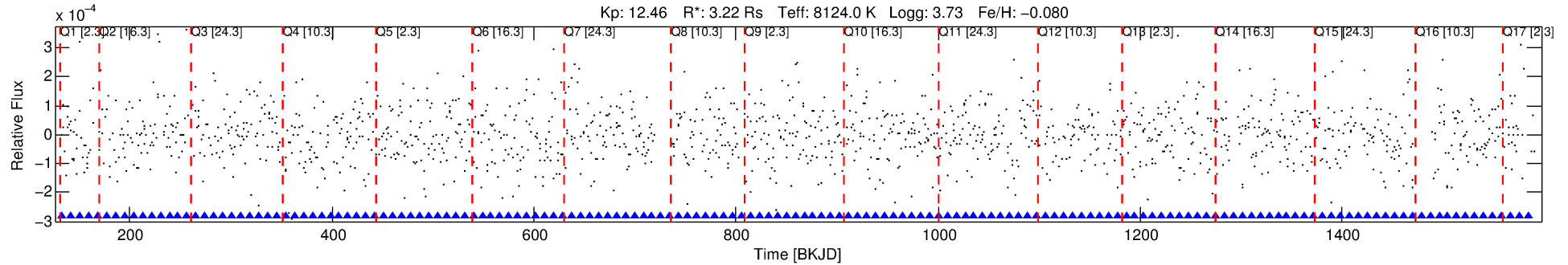
See http://exoplanetarchive.ipac.caltech.edu/docs/API_kepcandidate_columns.html#proj_disp_col for comment definitions.

Ephemeris Match Information For 006752876-03

No Significant Match Found

DV One-Page Summary

KIC: 6752876 Candidate: 3 of 5 Period: 8.850 d



DV Fit Results:

Period = 8.84960 [0.00008] d
Epoch = 132.9785 [0.0079] BKJD
Rp/R* = 0.0141 [0.0248]
a/R* = 81.77 [831.91]
b = 0.53 [13.97]
Seff = 3569.82 [2760.24]
Teq = 1971 [381] K
Rp = 4.97 [9.04] Re
a = 0.1065 [0.0499] AU
Ag = 32.89 [119.26] [0.27 σ]
Teffp = 7298 [6480] K [0.82 σ]

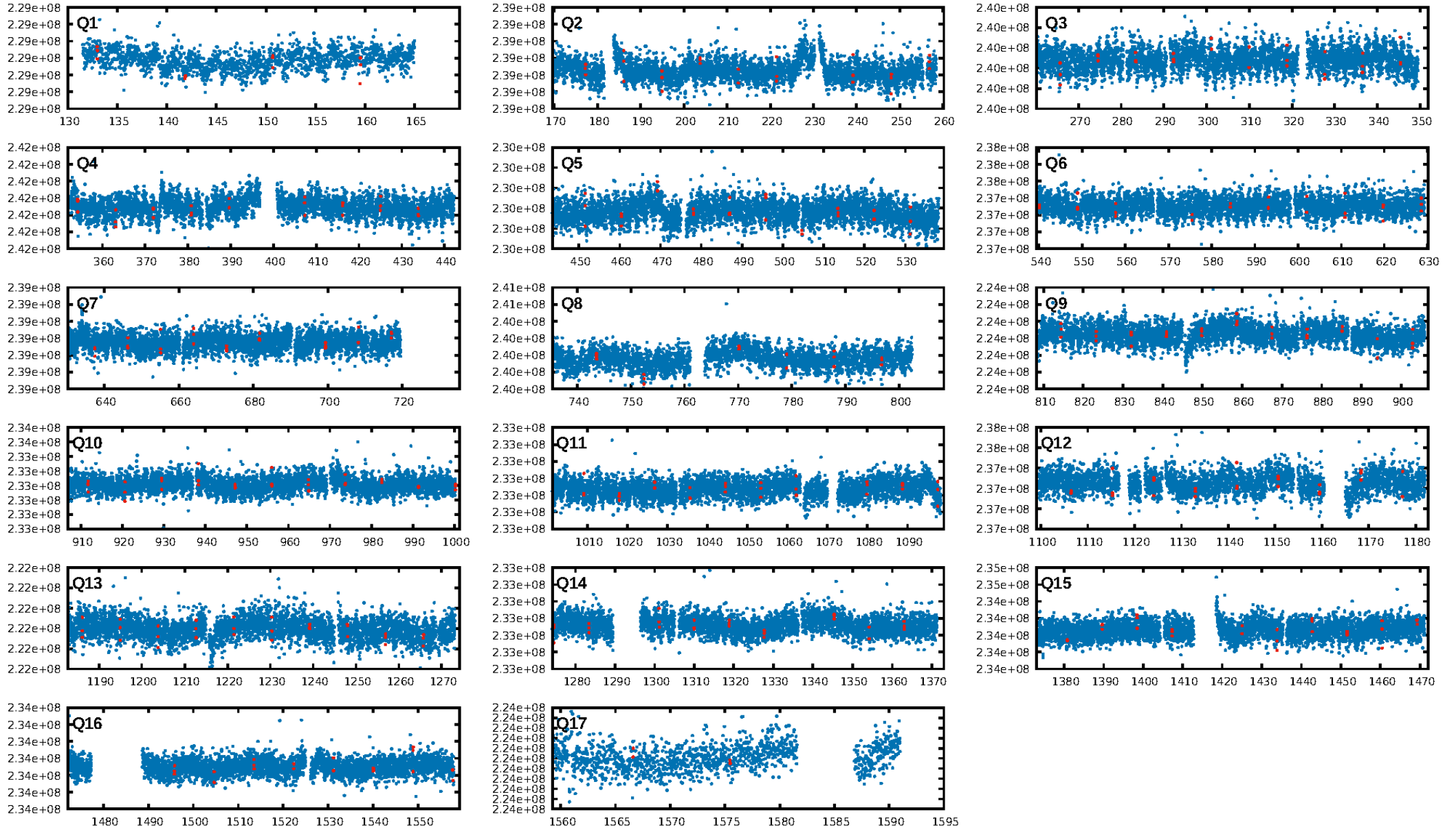
DV Diagnostic Results:

ShortPeriod-sig: 100.0% [48.44 σ]
LongPeriod-sig: 100.0% [7.08 σ]
ModelChiSquare2-sig: 0.0%
ModelChiSquareGof-sig: 6.1%
Bootstrap-pfa: 3.08e-57
RollingBand-fgt: 1.00 [14/14]
GhostDiagnostic-chr: 0.5161
Centroid-sig: 7.0%
Centroid-so: 0.536 arcsec [1.20 σ]
OotOffset-rm: 2.947 arcsec [2.54 σ]
KicOffset-rm: 2.928 arcsec [3.03 σ]
OotOffset-st: 2/2/3/1 [8]
KicOffset-st: 2/2/3/1 [8]
DiffImageQuality-fgm: 0.12 [1/8]
DiffImageOverlap-fno: 0.88 [14/16]

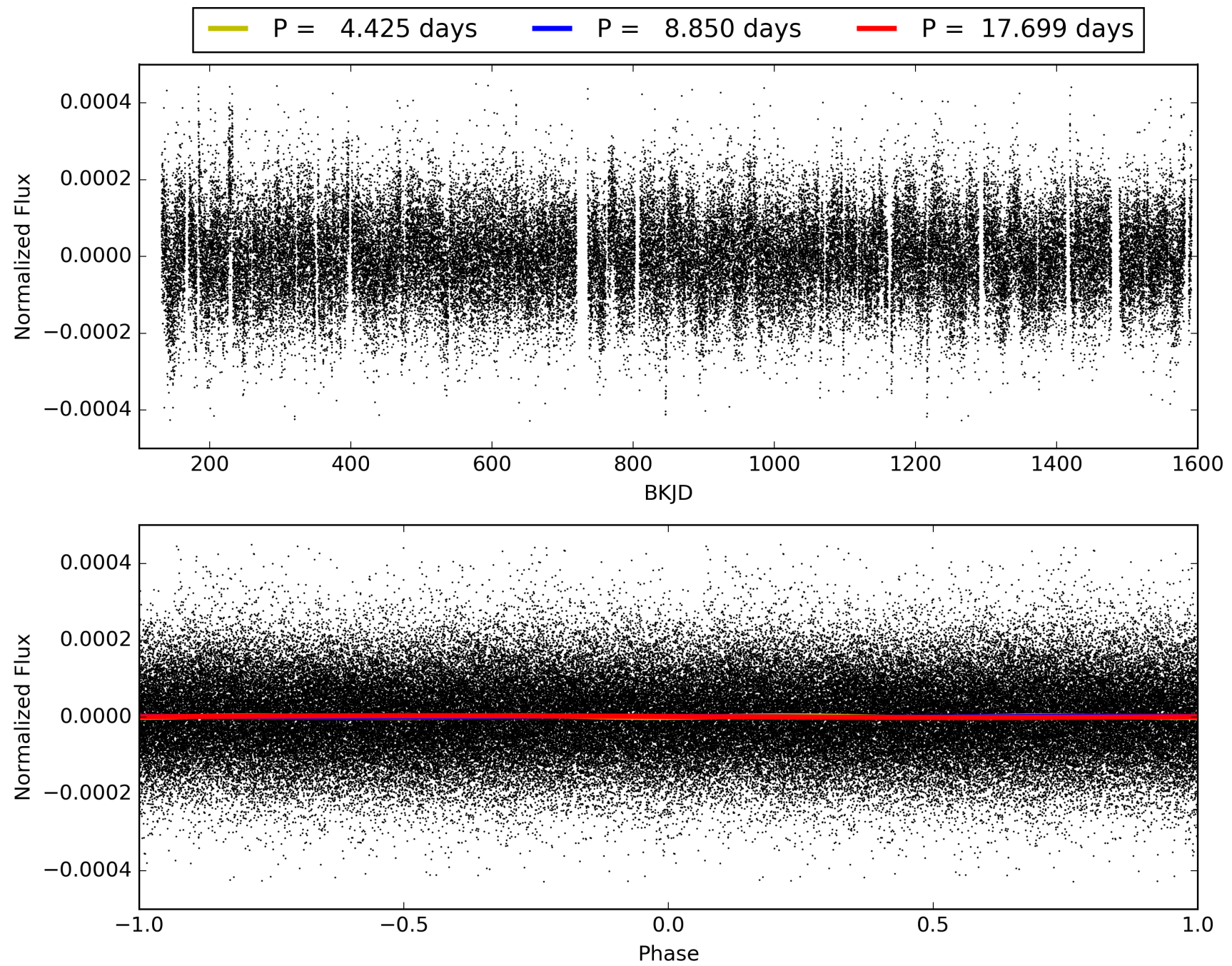
Software Revision: svn+ssh://murzim/repo/soc/tags/release/9.3.42@60958 -- Date Generated: 01-Feb-2016 19:58:06 Z

This Data Validation Report Summary was produced in the Kepler Science Operations Center Pipeline at NASA Ames Research Center

TCE 006752876-03, PDC Light Curves

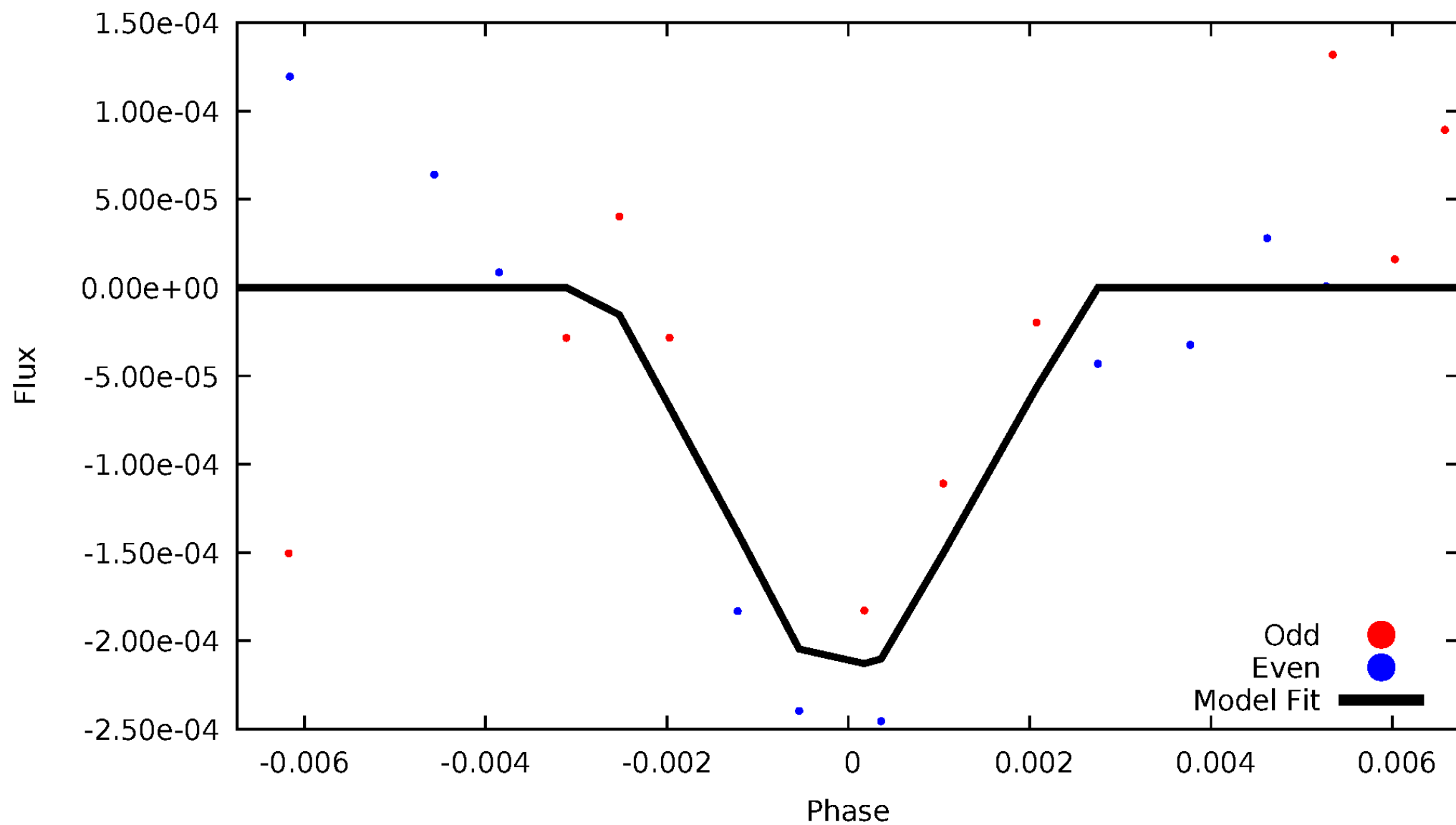


TCE 006752876-03



DV Odd/Even

TCE 006752876-03

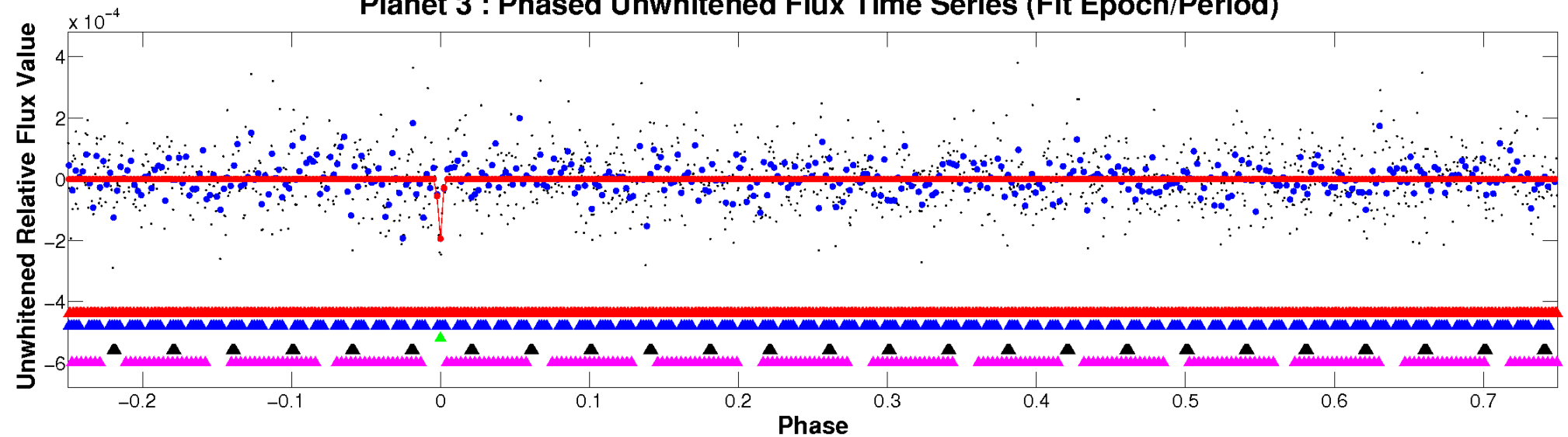


ALT Odd/Even

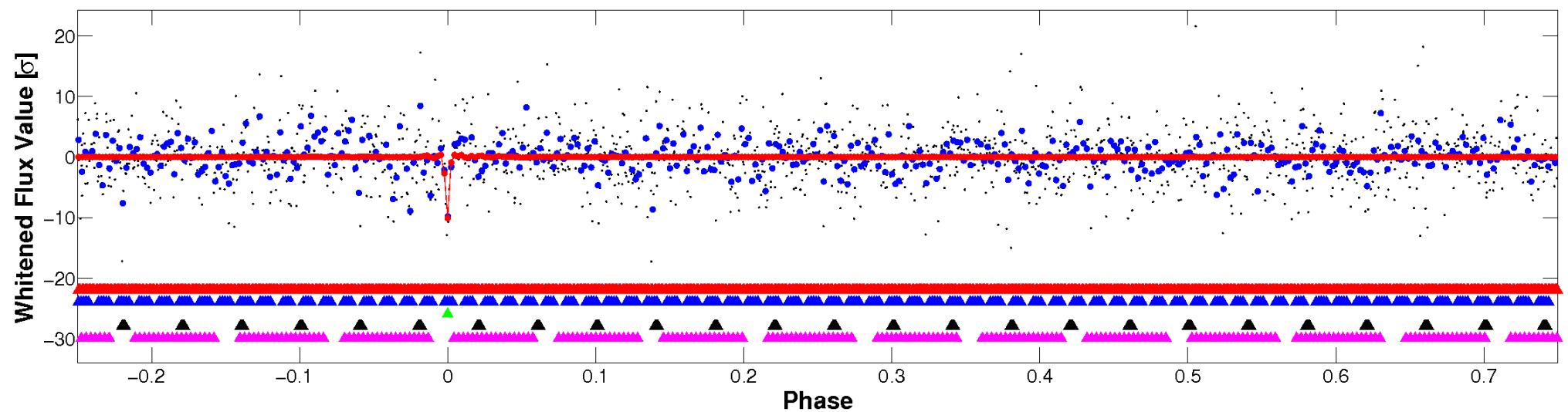
This plot does not exist for this TCE.

Non-Whitened Vs. Whitened Light Curve

Planet 3 : Phased Unwhitened Flux Time Series (Fit Epoch/Period)

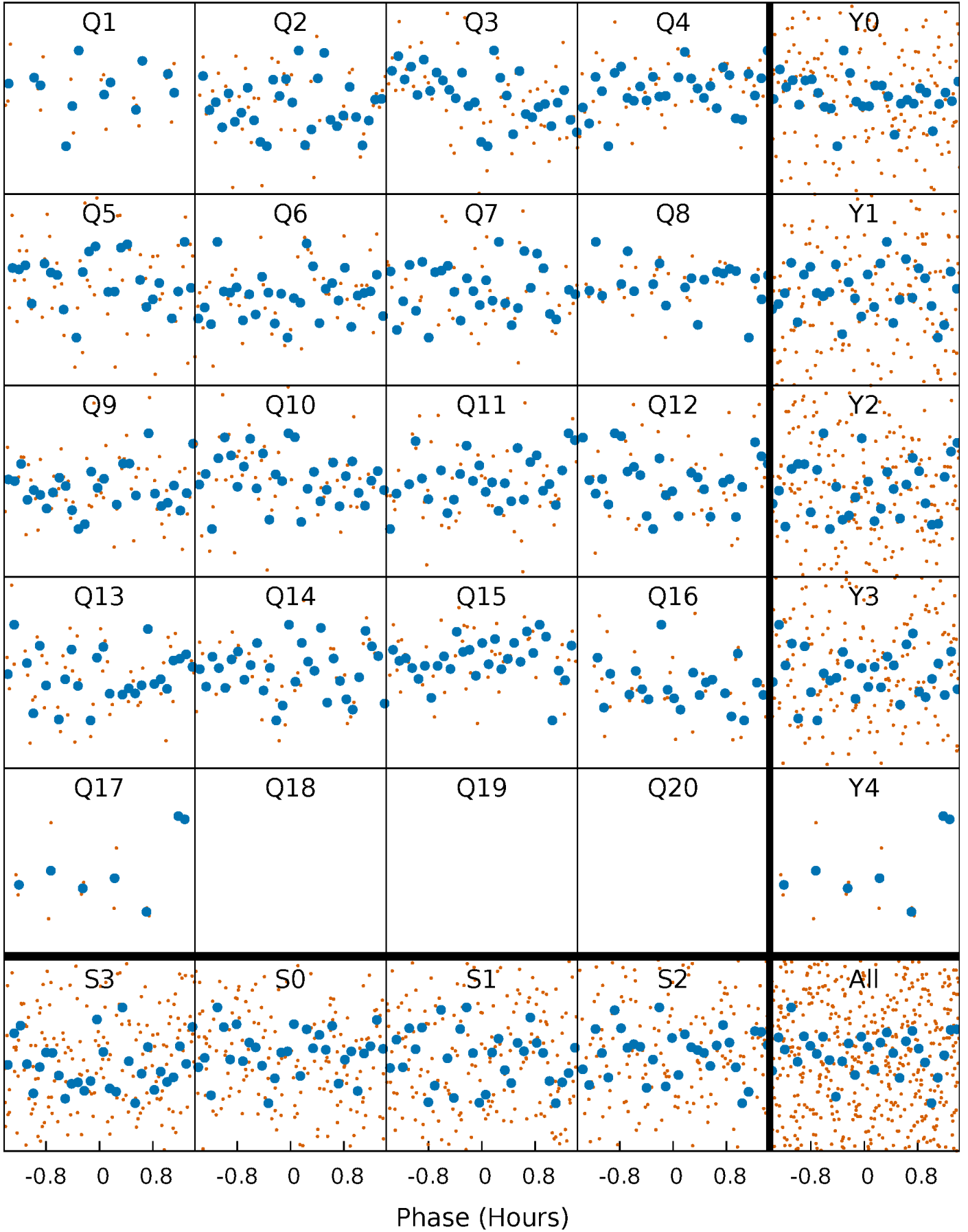


Planet 3 : Phased Whitened Flux Time Series (Fit Epoch/Period)



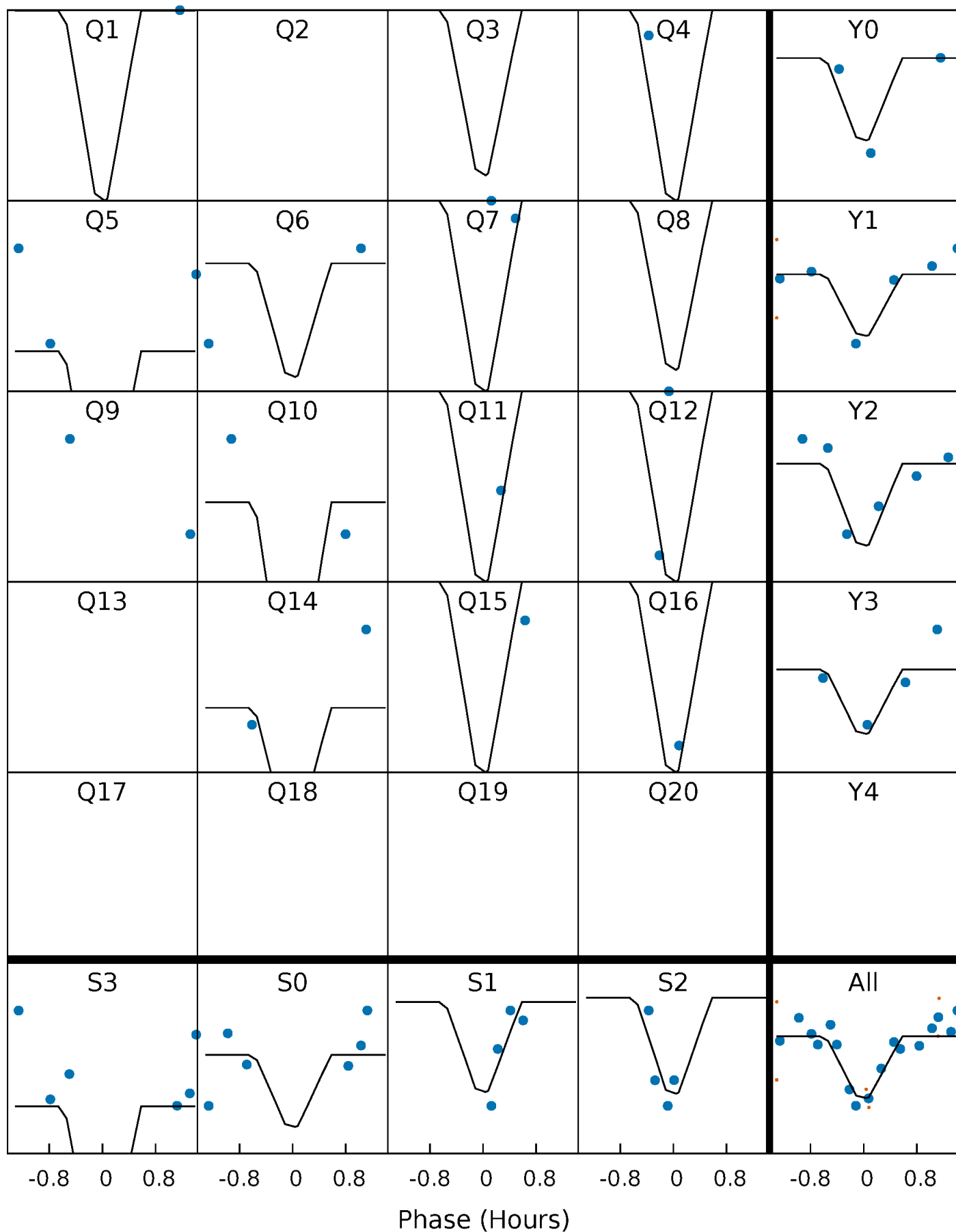
PDC Quarter-Phased Transit Curves

TCE 006752876-03 P= 8.849597 Days $T_0=132.978501$ (BKJD)



DV Quarter-Phased Transit Curves

TCE 006752876-03 P= 8.849597 Days $T_0=132.978501$ (BKJD)

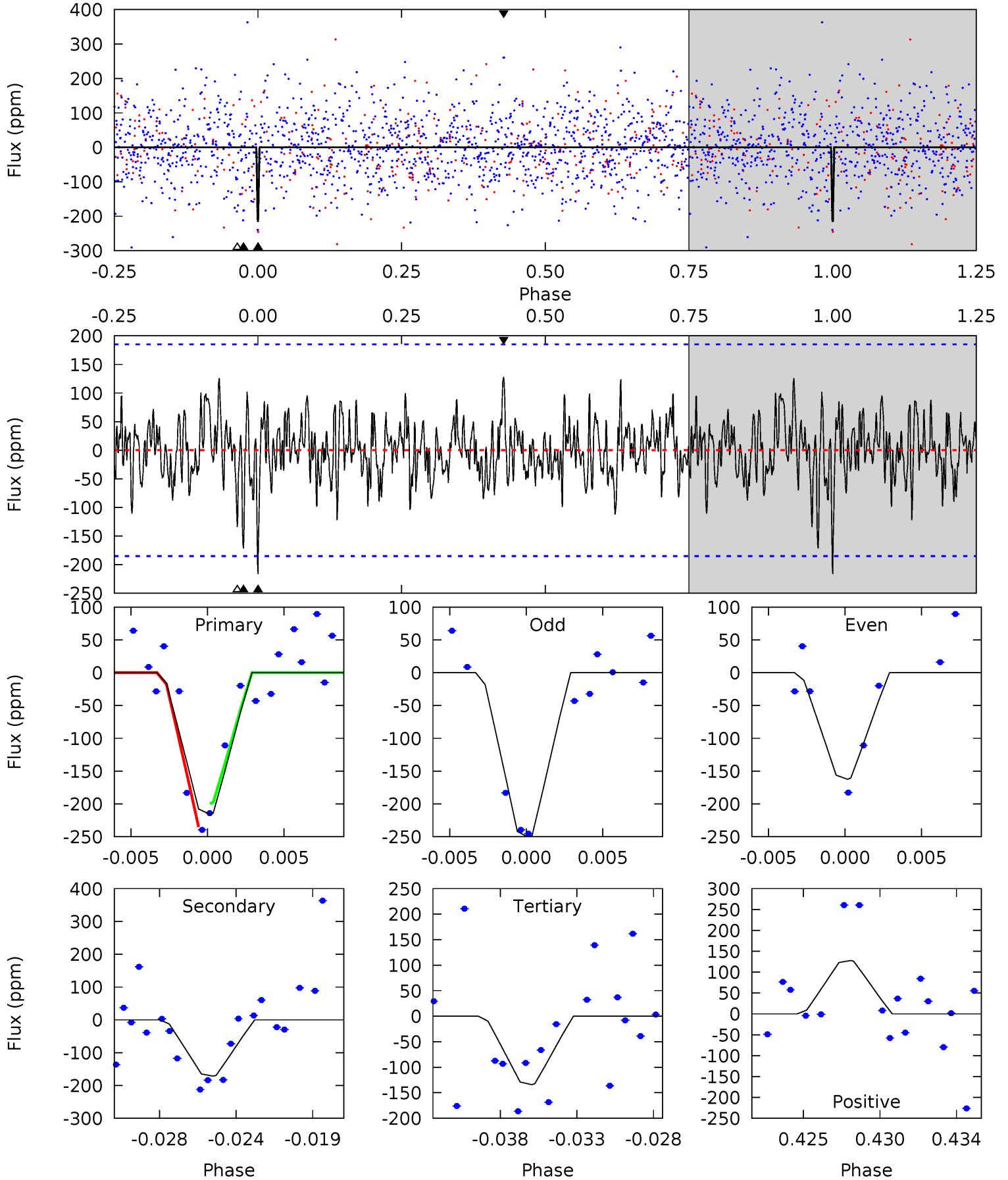


This plot does not exist for this TCE.

DV Model-Shift Uniqueness Test

006752876-03, P = 8.849597 Days, E = 132.978501 Days

Pri	Sec	Ter	Pos	FA ₁	FA ₂	F _{Red}	Pri-Ter	Pri-Pos	Sec-Ter	Sec-Pos	Odd-Evn	DMM	Shape	TAT
6.03	4.79	3.74	3.57	5.17	2.83	1.18	2.29	2.46	1.04	1.22	1.25	0	0.37	0.47



Alt Model-Shift Uniqueness Test

This plot does not exist for this TCE.

Stellar Parameters For KIC 006752876

	$T_{\text{eff}}(K)$	$\log(g)$	[Fe/H]	R (R_{\odot})	$M(M_{\odot})$	p_{\star} ($\text{g}\cdot\text{cm}^{-3}$)
	8124^{+225}_{-367}	$3.735^{+0.442}_{-0.104}$	$-0.080^{+0.200}_{-0.350}$	$3.220^{+0.782}_{-1.564}$	$2.054^{+0.332}_{-0.498}$	$0.087^{+0.362}_{-0.029}$
	+3%/-5%	+12%/-3%	+250%/-438%	+24%/-49%	+16%/-24%	+417%/-34%
Source	KIC0	KIC0	KIC0	DSEP		

KIC = Kepler Input Catalog; PHO = Photometry; SPE = Spectroscopy; AST = Asteroseismology
 TRA = Transits; DESP = Dartmouth Models; MULT = Multiple Models

Secondary Eclipse Parameters for KIC 006752876-03 / KOI

Detrend	Depth (ppm)	R_p (R_{\oplus})	T_{max} (K)	T_{obs} (K)	A_{obs}
DV	-171 ± 36	$7.08^{+6.77}_{-4.86}$	2648^{+215}_{-316}	5982^{+6143}_{-1550}	22^{+206}_{-16}
Alt.	N/A	N/A	N/A	N/A	N/A

T_{max} = Theoretical Maximum Planetary Temperature
 T_{obs} = Observed Planetary Temperature (Assuming $A=0.3$)
 A_{obs} = Observed Albedo (Assuming $T=0$)

If a secondary eclipse is present, the system is likely an EB if $T_{\text{obs}} \gg T_{\text{max}}$ AND $A_{\text{obs}} \gg 1.0$

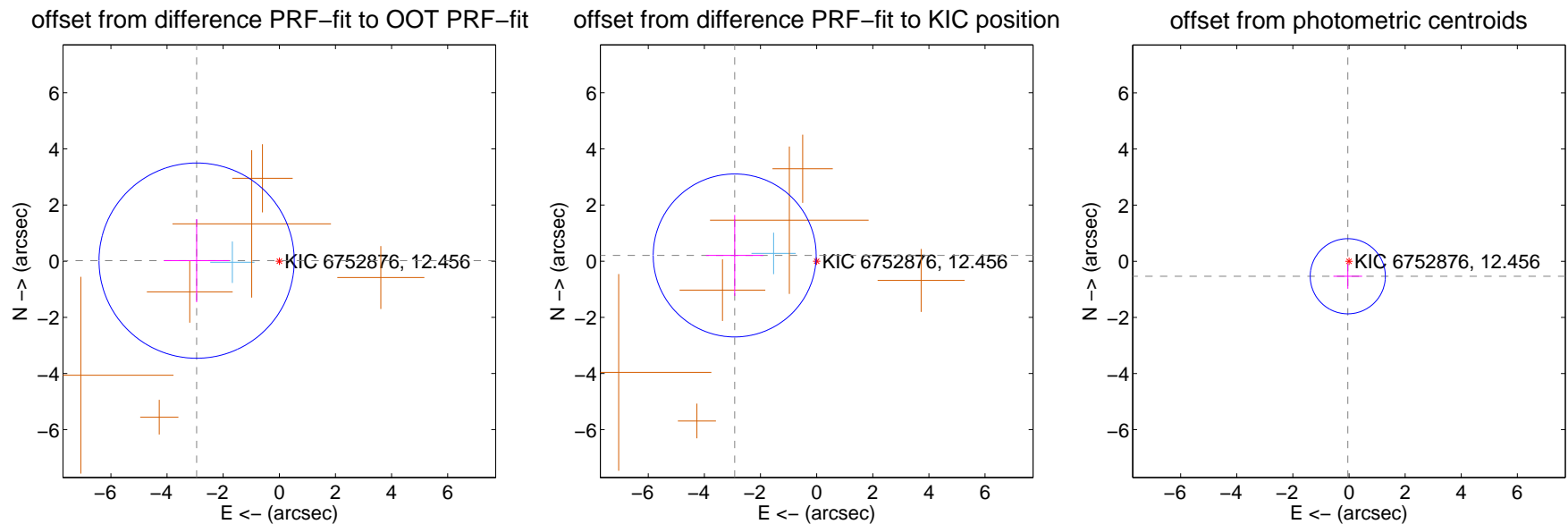
DV Centroid Data

Supplemental centroid analysis for 006752876-03. Kepler magnitude: 12.46. Transit SNR 21.39

There are 1 quarters with good PRF difference image offsets

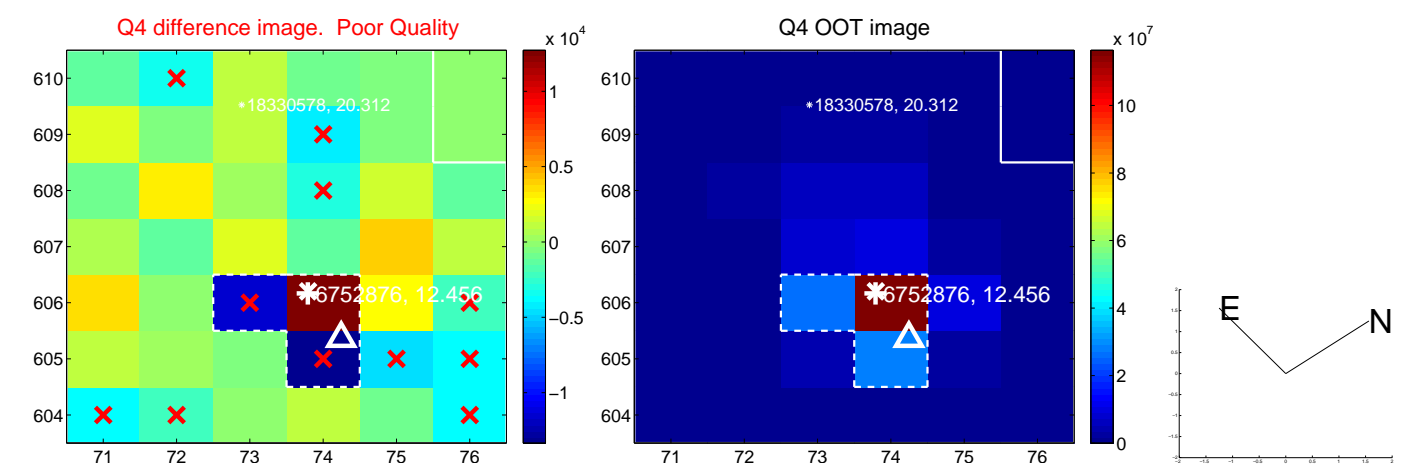
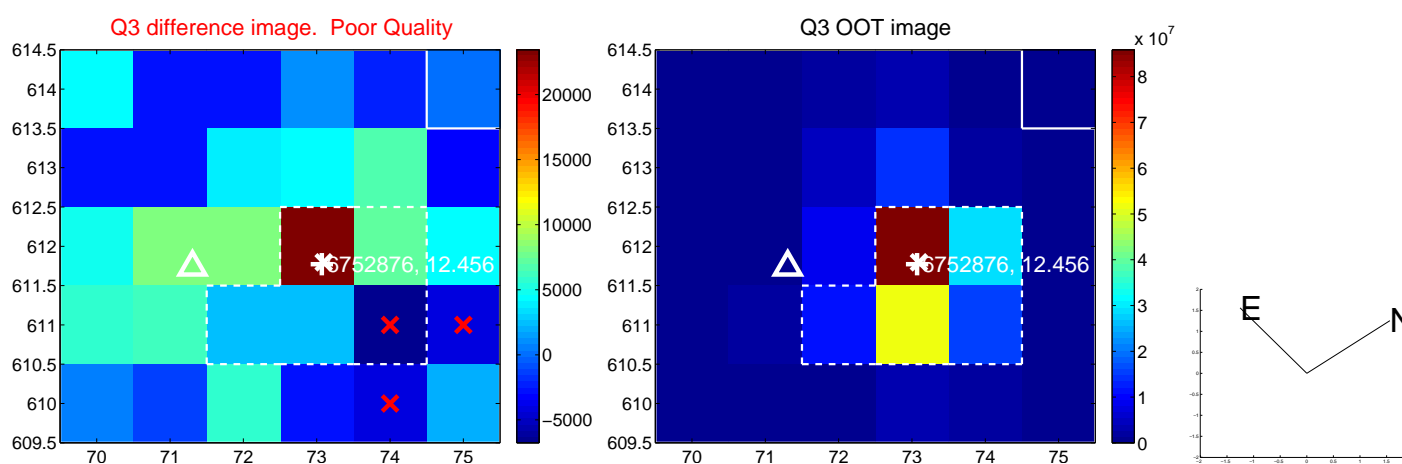
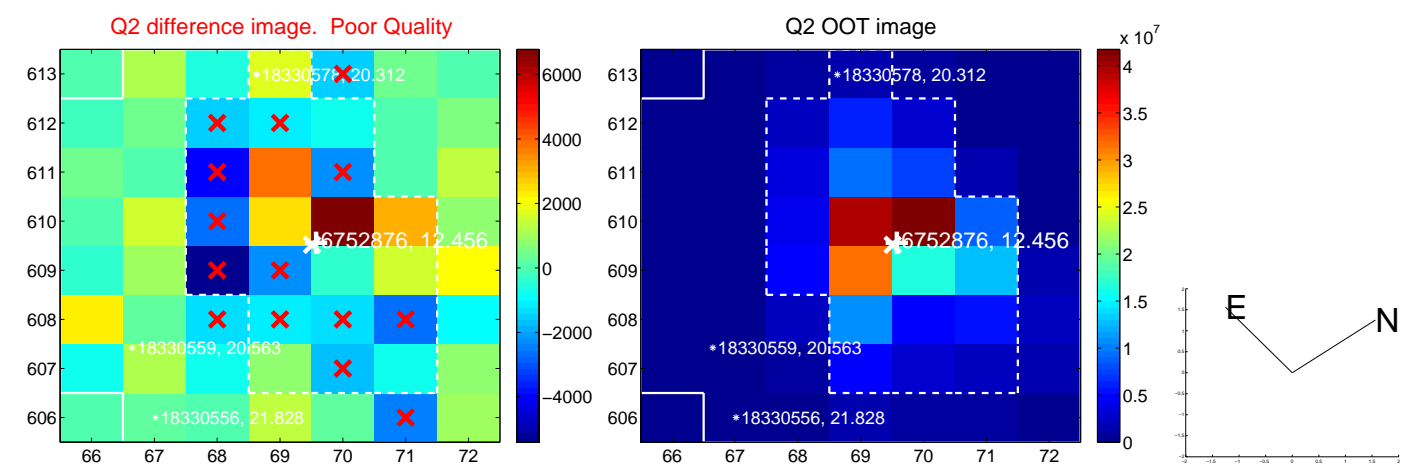
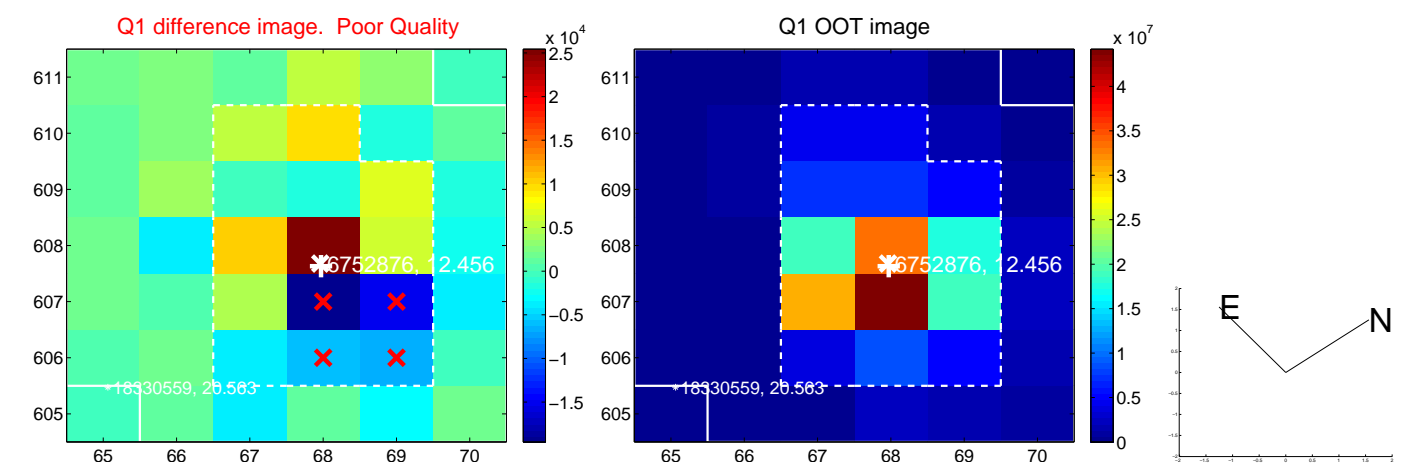
The direct PRF centroid is offset from the target star catalog position by about 0.13 arcsec

	Distance in arcsec	Distance / σ	Δ RA	Δ Dec
PRF-fit source offset from OOT	2.947 ± 1.159	2.54	2.947 ± 1.165	0.020 ± 1.480
PRF-fit source offset from KIC position	2.928 ± 0.968	3.03	2.921 ± 1.020	0.205 ± 1.443
photometric centroid source offset	0.54 ± 0.45	1.20	0.04 ± 0.51	-0.53 ± 0.45

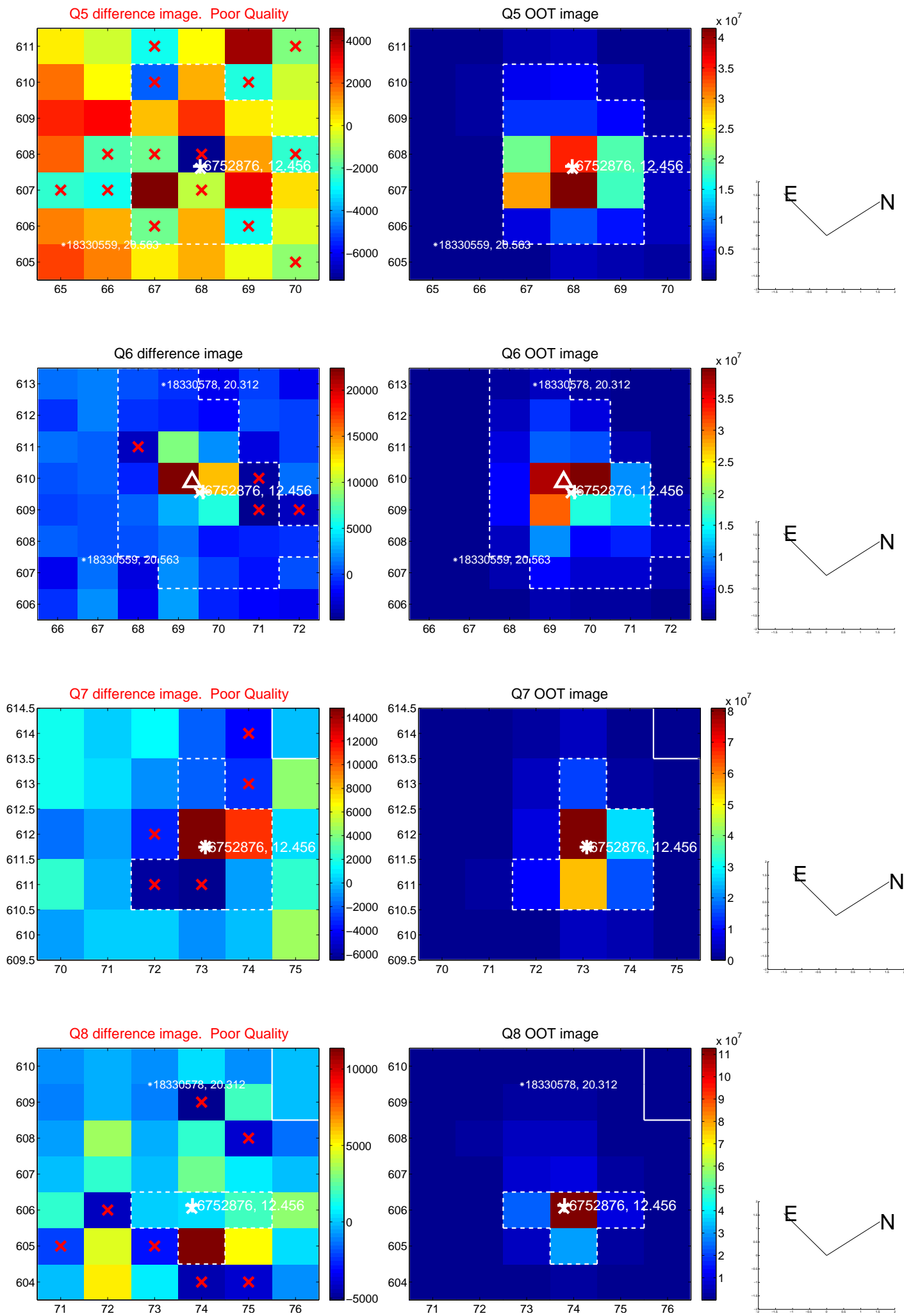


Centroid source offsets from the target star reconstructed from PRF and photometric centroids. Sky blue crosses: good quarterly centroid offsets; Vermillion crosses: bad quarterly centroid offsets; magenta cross: average over quarters. Length of the crosses: one- σ uncertainty. Blue circle: three- σ . Red *: target star. Blue *: Other stars. Text next to a star gives its KIC ID and kepmag. KIC IDs > 15,000,000 are from the UKIRT catalog.

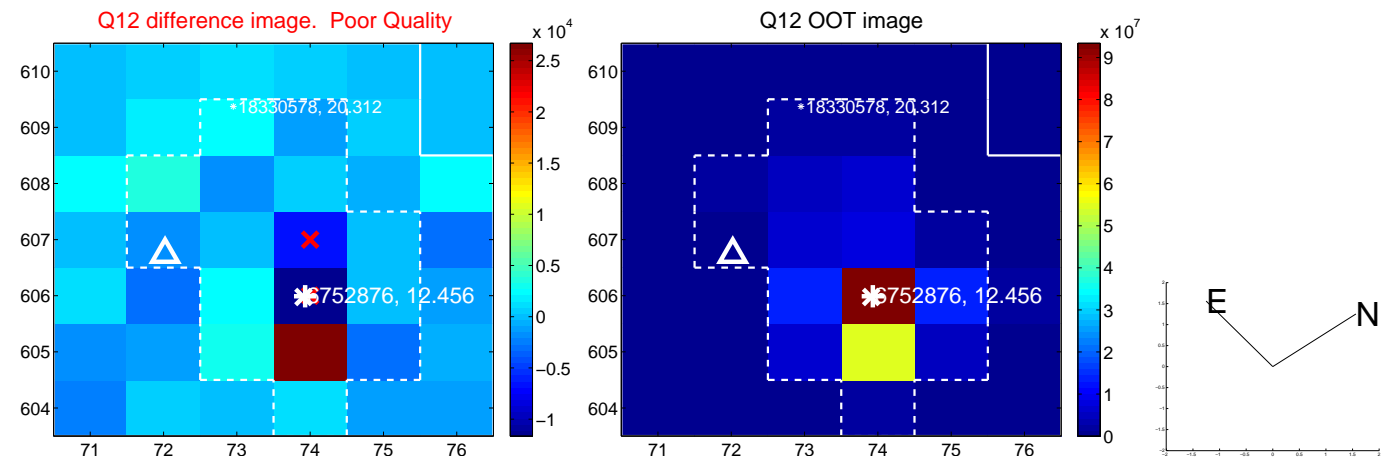
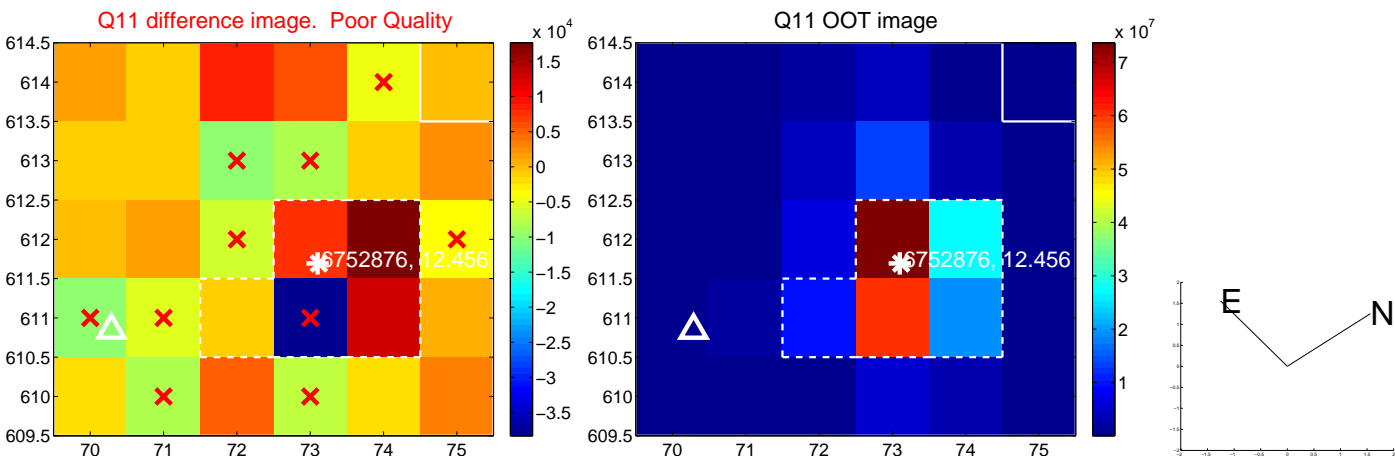
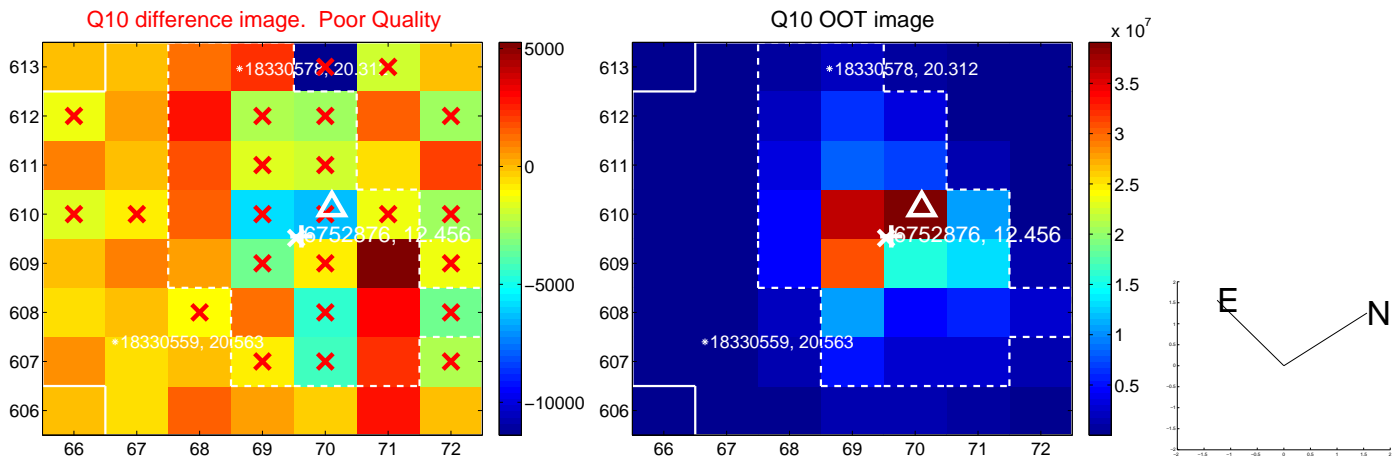
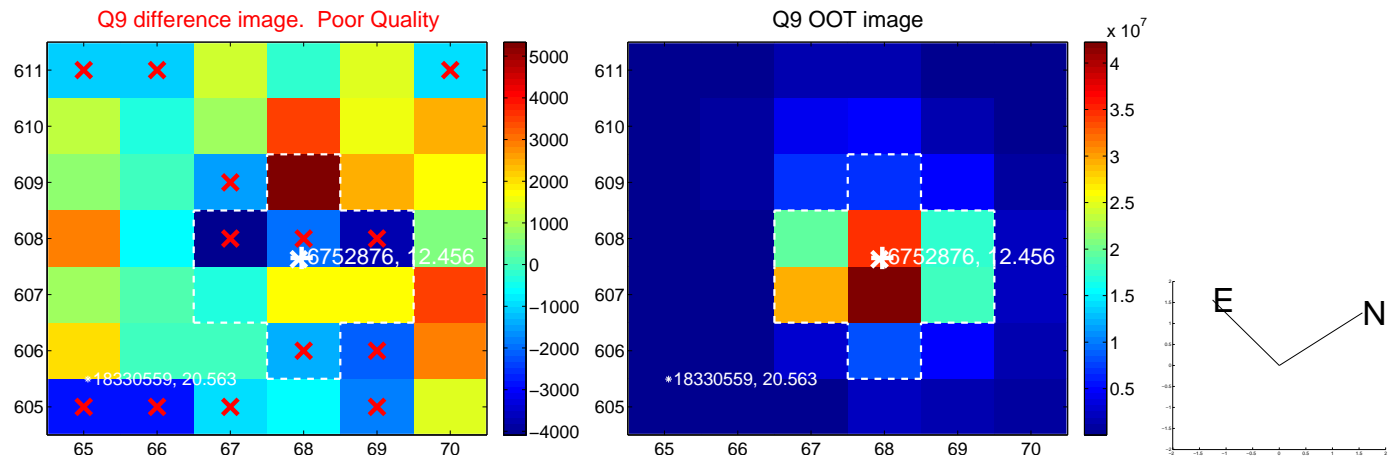
white \times : KIC target position; $+$: OOT centroid; \triangle : difference centroid. red \times : large negative pixel value.



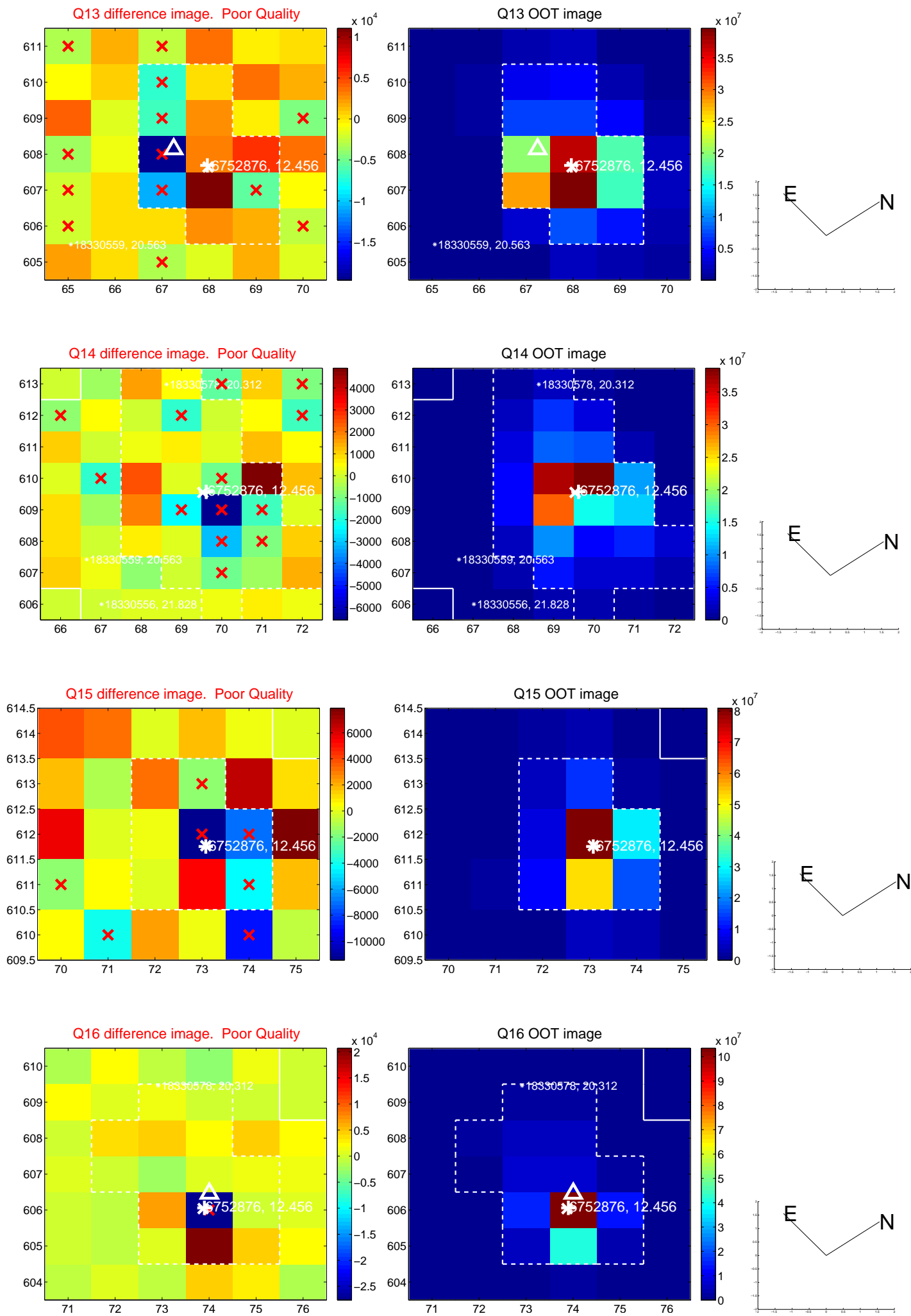
white \times : KIC target position; +: OOT centroid; \triangle : difference centroid. red \times : large negative pixel value.



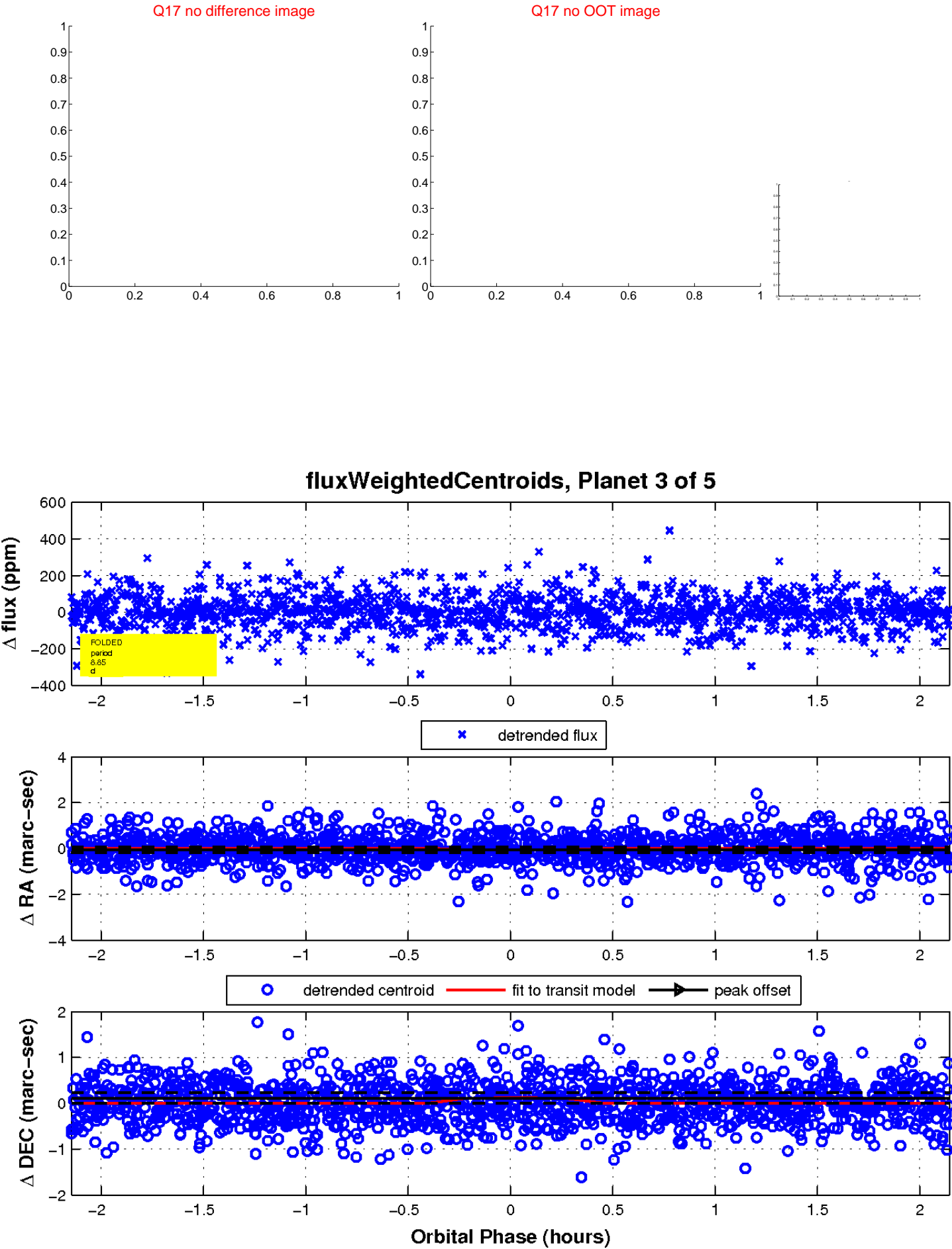
white \times : KIC target position; +: OOT centroid; \triangle : difference centroid. red \times : large negative pixel value.



white \times : KIC target position; +: OOT centroid; \triangle : difference centroid. red \times : large negative pixel value.

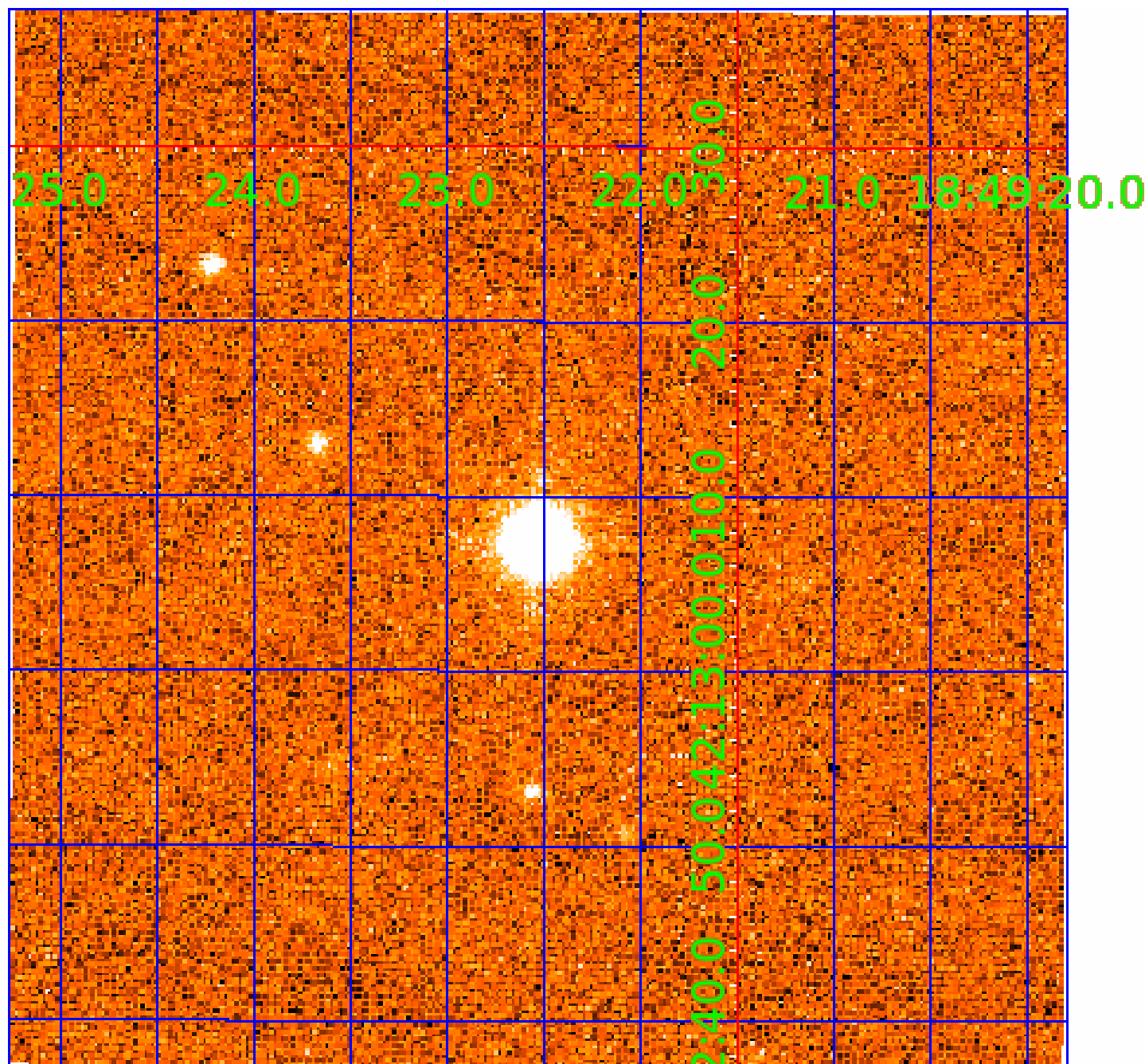


white \times : KIC target position; $+$: OOT centroid; \triangle : difference centroid. red \times : large negative pixel value.



UKIRT Image

Declination



KIC 006752876

Q1-17 DR25 TCE Parameters

TCE	Run Type	KOI?	Period (Days)	Epoch (BKJD)	Depth (ppm)	Duration (Hours)	MES	SNR	R_{\star} (R_{\odot})	T_{\star} (K)	R_p (R_{\oplus})	S_p (S_{\oplus})
006752876-01	OBS	No	1.013788	132.514566	6.9	7.746	8.7	8.5	3.22	8124	1.03	64162.61
006752876-02	OBS	No	4.364391	131.858542	36.0	2.688	16.2	8.6	3.22	8124	2.24	9161.78
006752876-03	OBS	No	8.849597	132.978501	213.6	0.716	18.6	21.4	3.22	8124	4.97	3569.82
006752876-04	OBS	No	9.203724	136.693646	172.8	0.963	11.5	18.1	3.22	8124	4.55	3387.87
006752876-05	OBS	No	5.691006	132.362349	71.5	1.392	13.8	10.8	3.22	8124	3.18	6431.21

Robovetter Results

TCE	Run Type	Disp	Score	N	S	C	E	Comments
006752876-01	OBS	FP	0.00	1	0	0	0	SWEET_NTL—LPP_DV—LPP_ALT—CENT_FEW_MEAS
006752876-02	OBS	FP	0.00	1	0	0	0	INDIV_TRANS_RUBBLE_TRACKER—TRANS_GAPPED—LPP_DV—LPP_ALT—MOD_NONUNIQ_DV—MOD_NONUNIQ_ALT—MOD_TER_ALT—MOD_POS_ALT—CENT_FEW_MEAS
006752876-03	OBS	FP	0.00	1	0	0	0	INDIV_TRANS_RUBBLE—TRANS_GAPPED—LPP_DV—MOD_NONUNIQ_DV—CENT_FEW_MEAS
006752876-04	OBS	FP	0.00	1	0	1	0	INDIV_TRANS_RUBBLE_TRACKER—TRANS_GAPPED—LPP_DV—MOD_NONUNIQ_DV—CENT_FEW_DIFFS—HALO_GHOST
006752876-05	OBS	FP	0.00	1	0	0	0	INDIV_TRANS_RUBBLE—TRANS_GAPPED—LPP_DV—MOD_NONUNIQ_DV—CENT_FEW_MEAS

Notes: OBS = Observed. INJ = Injected. INV = Inverted. SCR = Scrambled.

N = Not Transit-Like. S = Stellar Eclipse. C = Centroid Offset. E = Ephemeris Match.

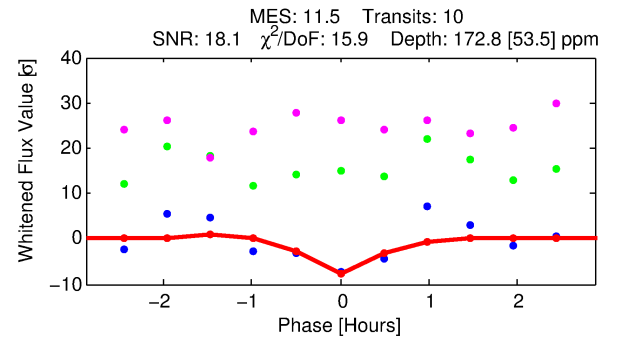
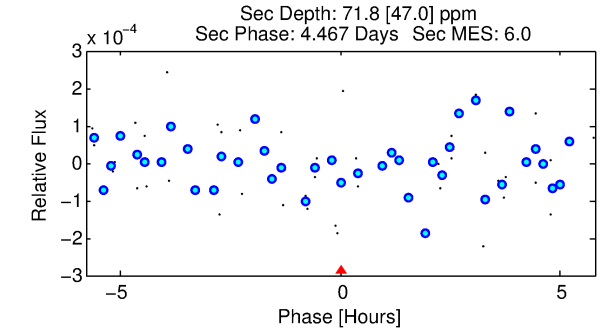
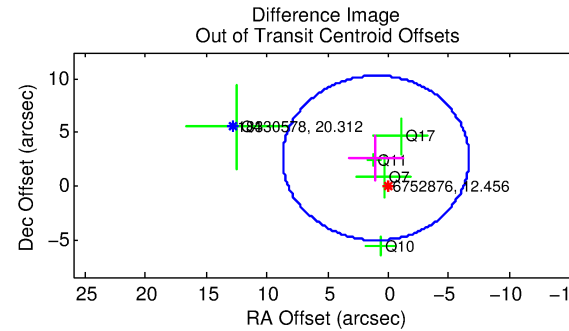
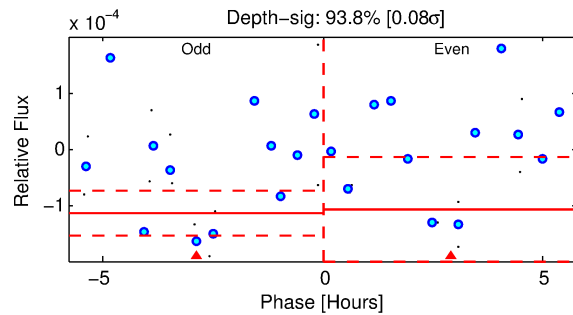
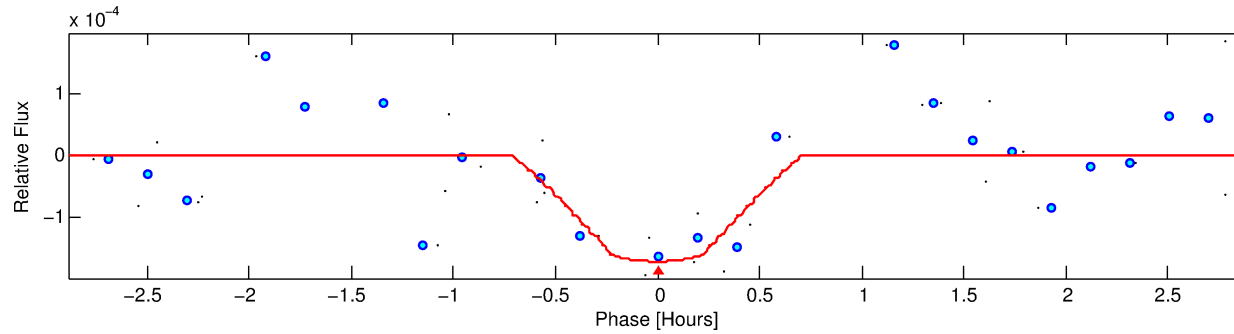
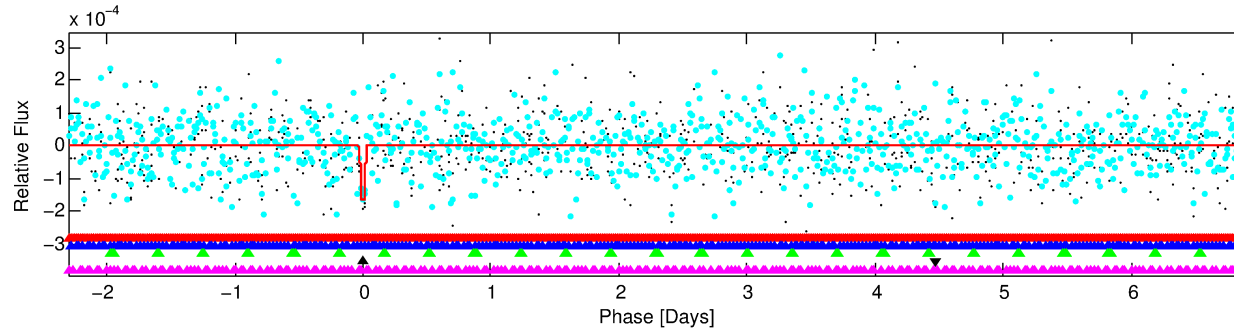
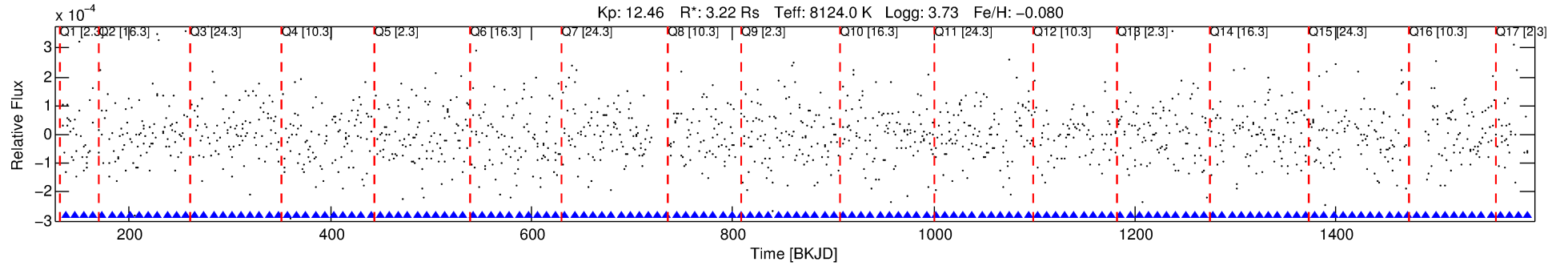
See http://exoplanetarchive.ipac.caltech.edu/docs/API_kepcandidate_columns.html#proj_disp_col for comment definitions.

Ephemeris Match Information For 006752876-04

No Significant Match Found

DV One-Page Summary

KIC: 6752876 Candidate: 4 of 5 Period: 9.204 d



DV Fit Results:

Period = 9.20372 [0.00014] d
Epoch = 136.6936 [0.0107] BKJD
Rp/R* = 0.0129 [0.0166]
a/R* = 55.00 [410.15]
b = 0.68 [5.98]
Seff = 3387.87 [2619.55]
Teq = 1945 [376] K
Rp = 4.55 [6.25] Re
a = 0.1093 [0.0513] AU
Ag = 22.79 [62.86] [0.35 σ]
Teffp = 6572 [4370] K [1.05 σ]

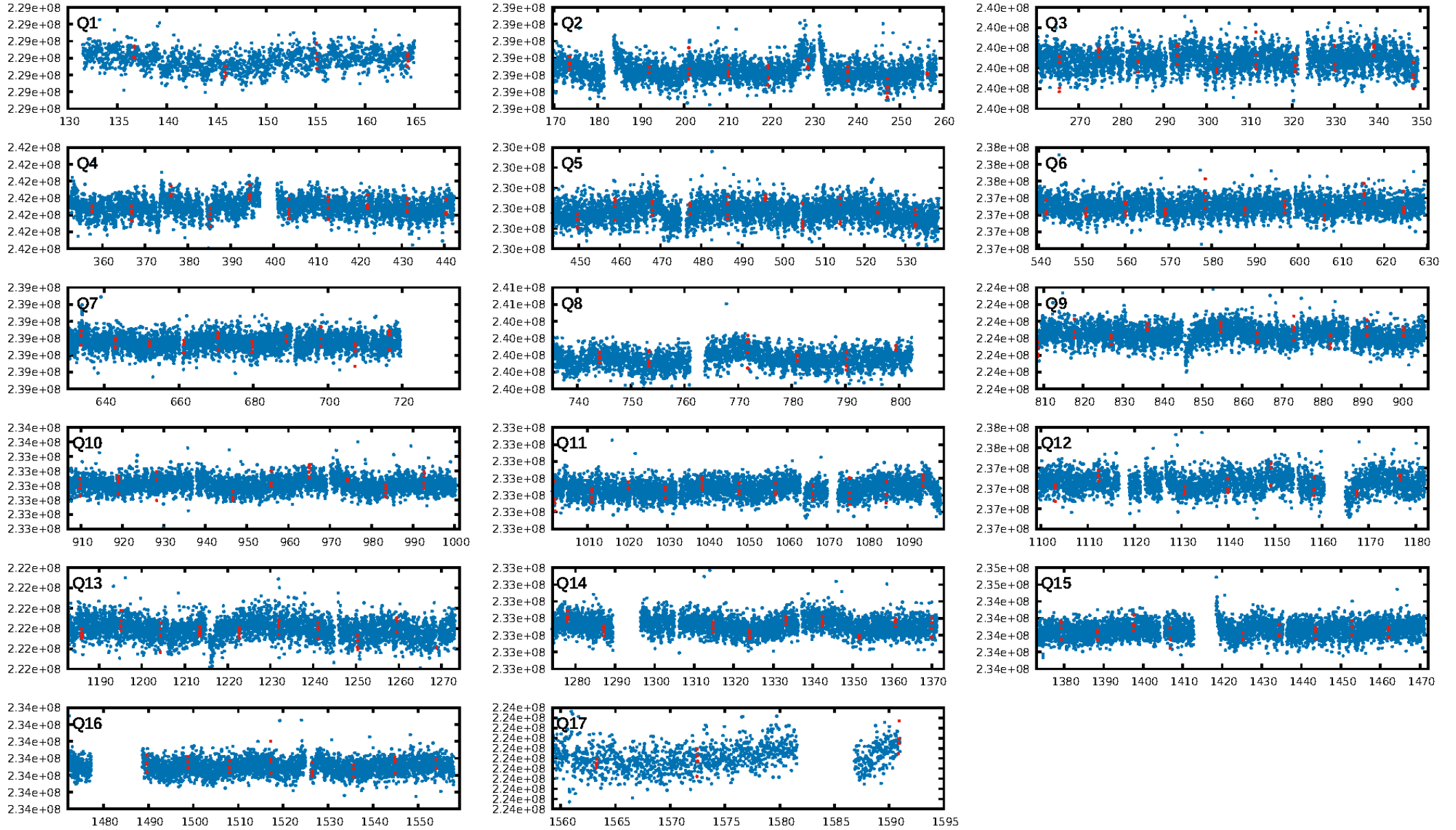
DV Diagnostic Results:

ShortPeriod-sig: 100.0% [7.08 σ]
LongPeriod-sig: N/A
ModelChiSquare2-sig: 0.0%
ModelChiSquareGof-sig: 15.2%
Bootstrap-pfa: 1.01e-73
RollingBand-fgt: 1.00 [9/9]
GhostDiagnostic-chr: 0.09453
Centroid-sig: 13.7%
Centroid-so: 0.966 arcsec [1.80 σ]
OotOffset-rm: 2.805 arcsec [1.09 σ]
OotOffset-st: 1/2/1/1 [5]
KicOffset-rm: 2.787 arcsec [0.97 σ]
KicOffset-st: 1/2/1/1 [5]
DiffImageQuality-fgm: 0.20 [1/5]
DiffImageOverlap-fno: 0.82 [14/17]

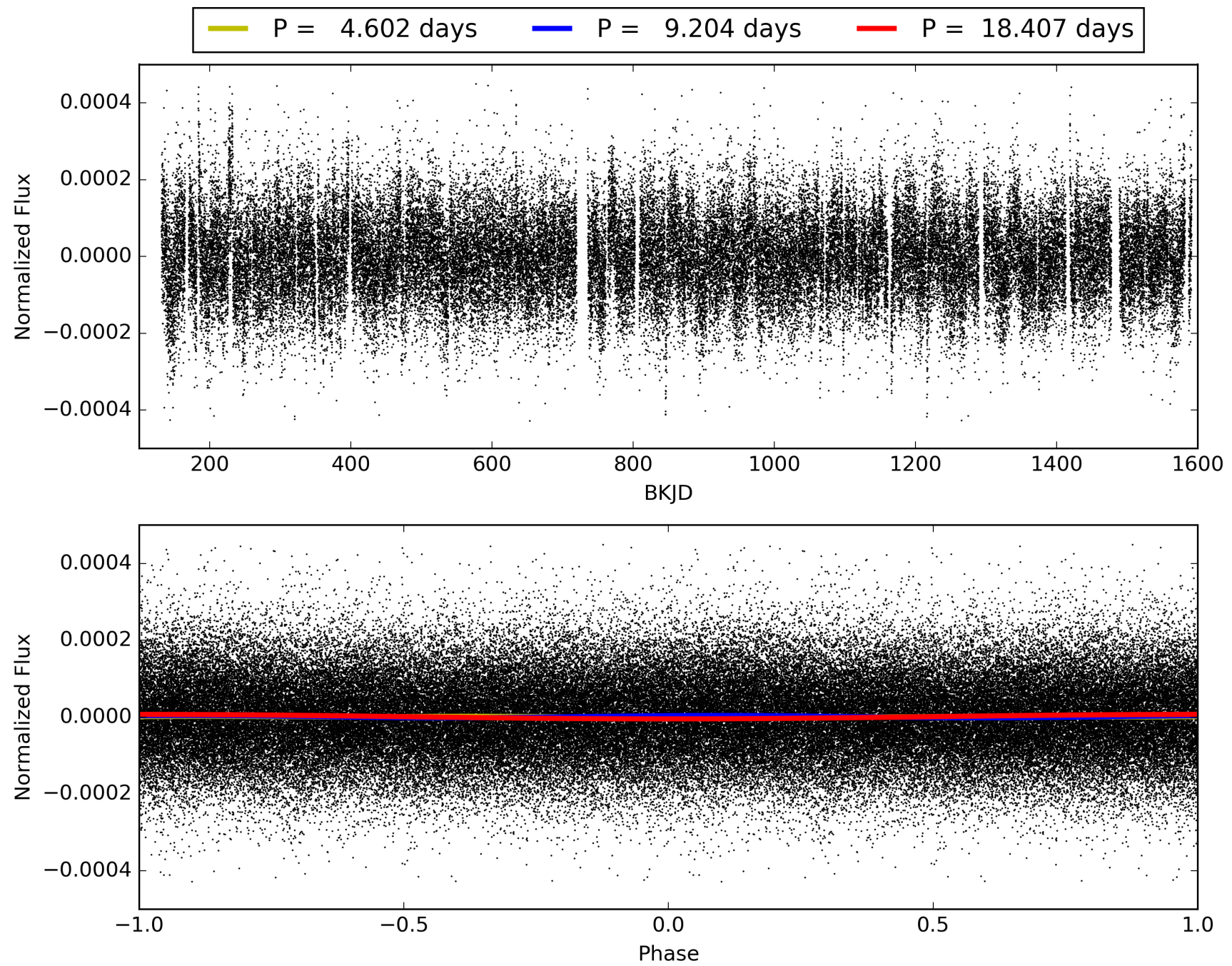
Software Revision: svn+ssh://murzim/repo/soc/tags/release/9.3.42@60958 -- Date Generated: 01-Feb-2016 19:58:09 Z

This Data Validation Report Summary was produced in the Kepler Science Operations Center Pipeline at NASA Ames Research Center

TCE 006752876-04, PDC Light Curves

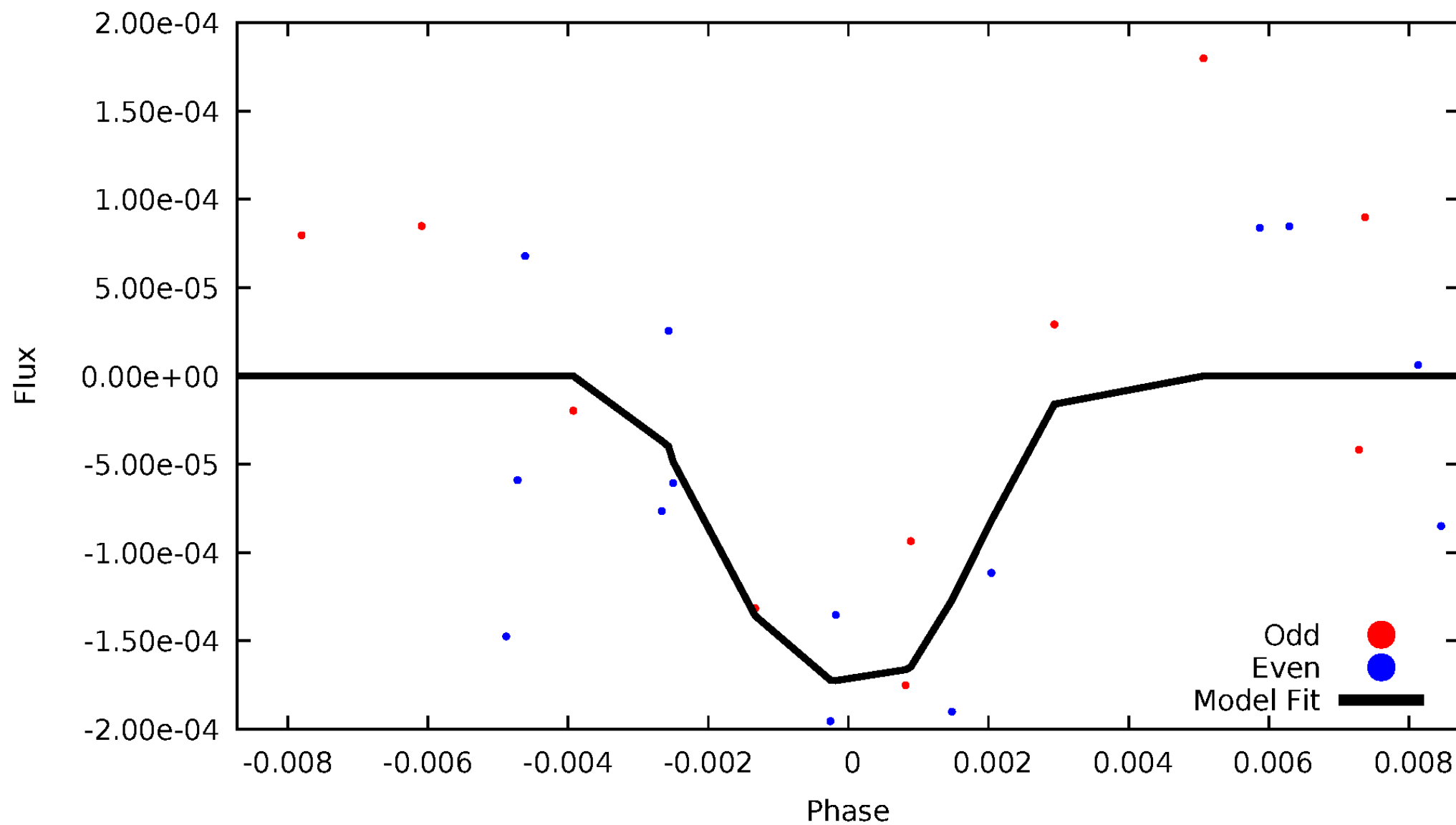


TCE 006752876-04



DV Odd/Even

TCE 006752876-04

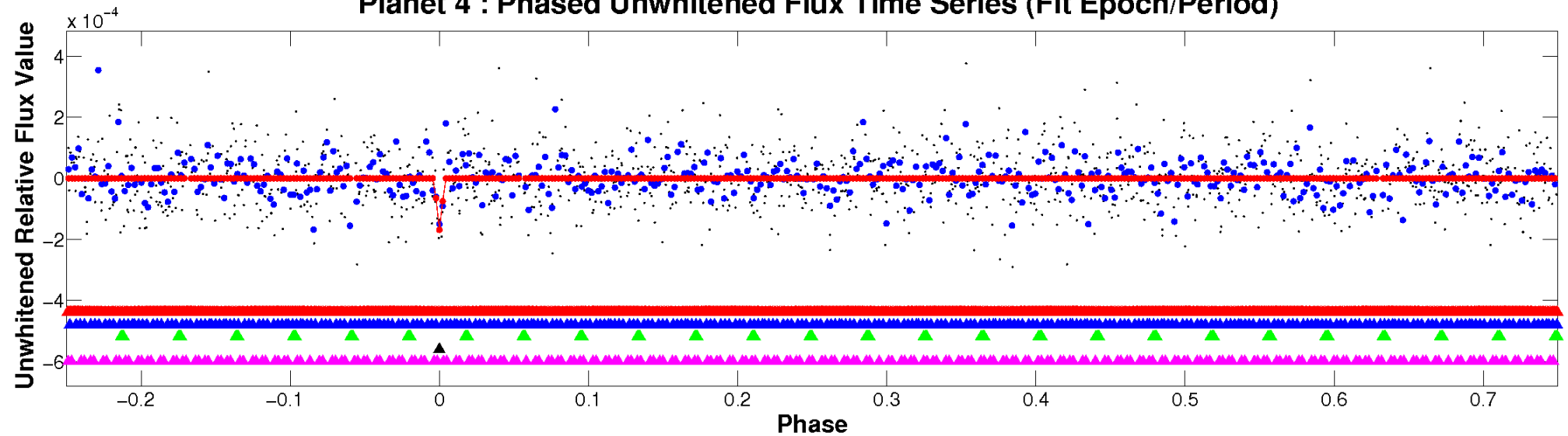


ALT Odd/Even

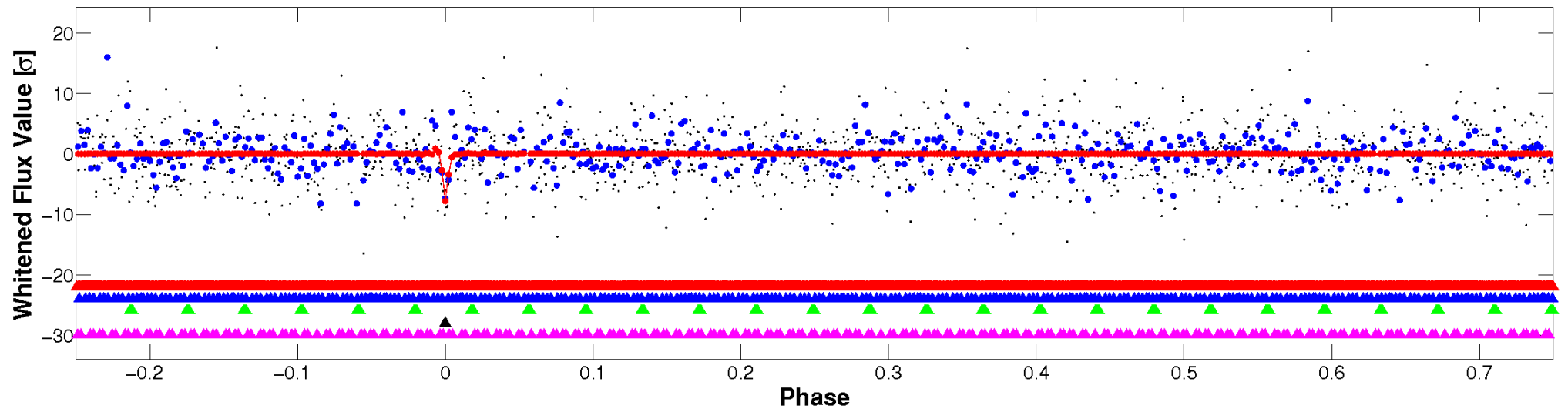
This plot does not exist for this TCE.

Non-Whitened Vs. Whitened Light Curve

Planet 4 : Phased Unwhitened Flux Time Series (Fit Epoch/Period)

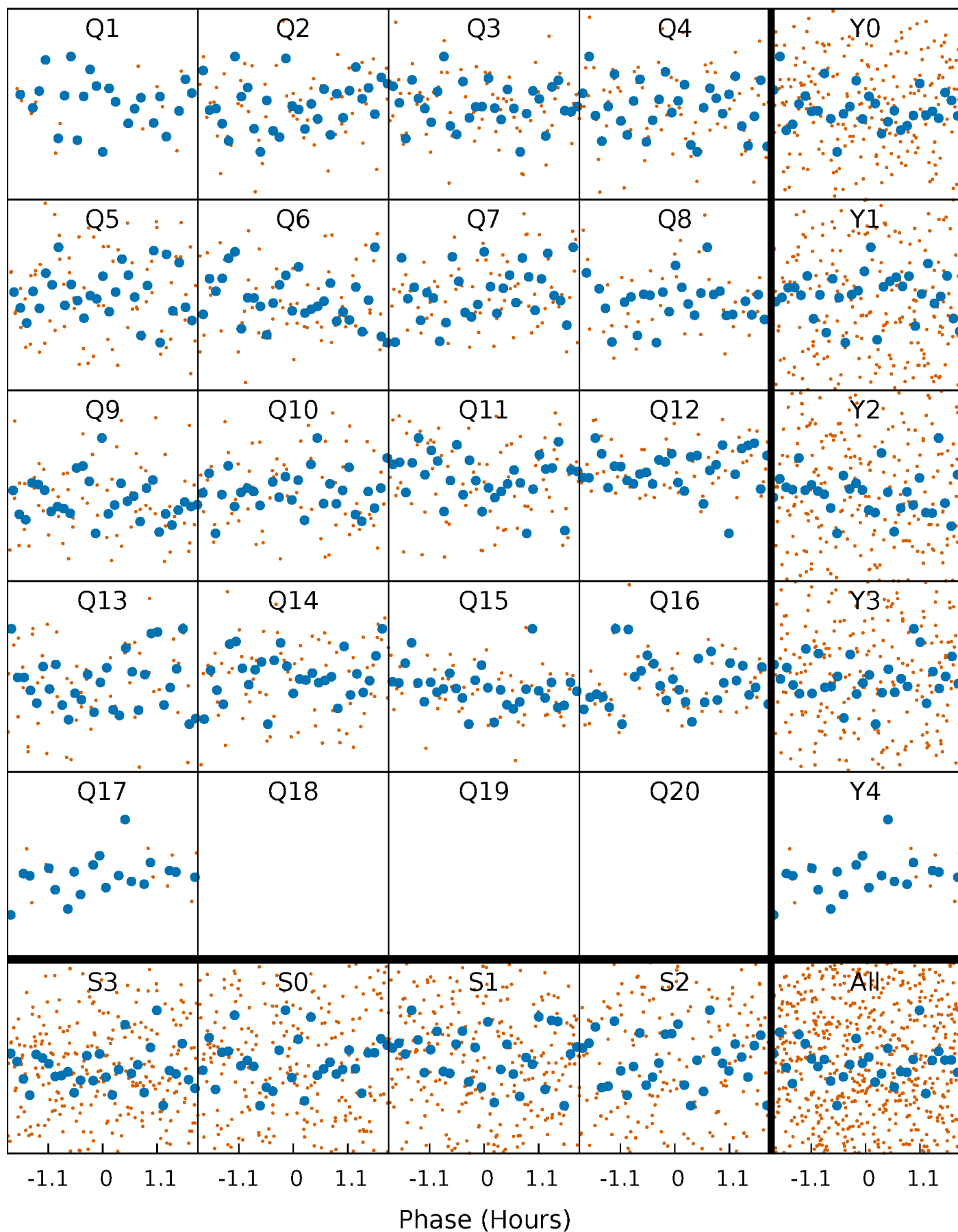


Planet 4 : Phased Whitened Flux Time Series (Fit Epoch/Period)



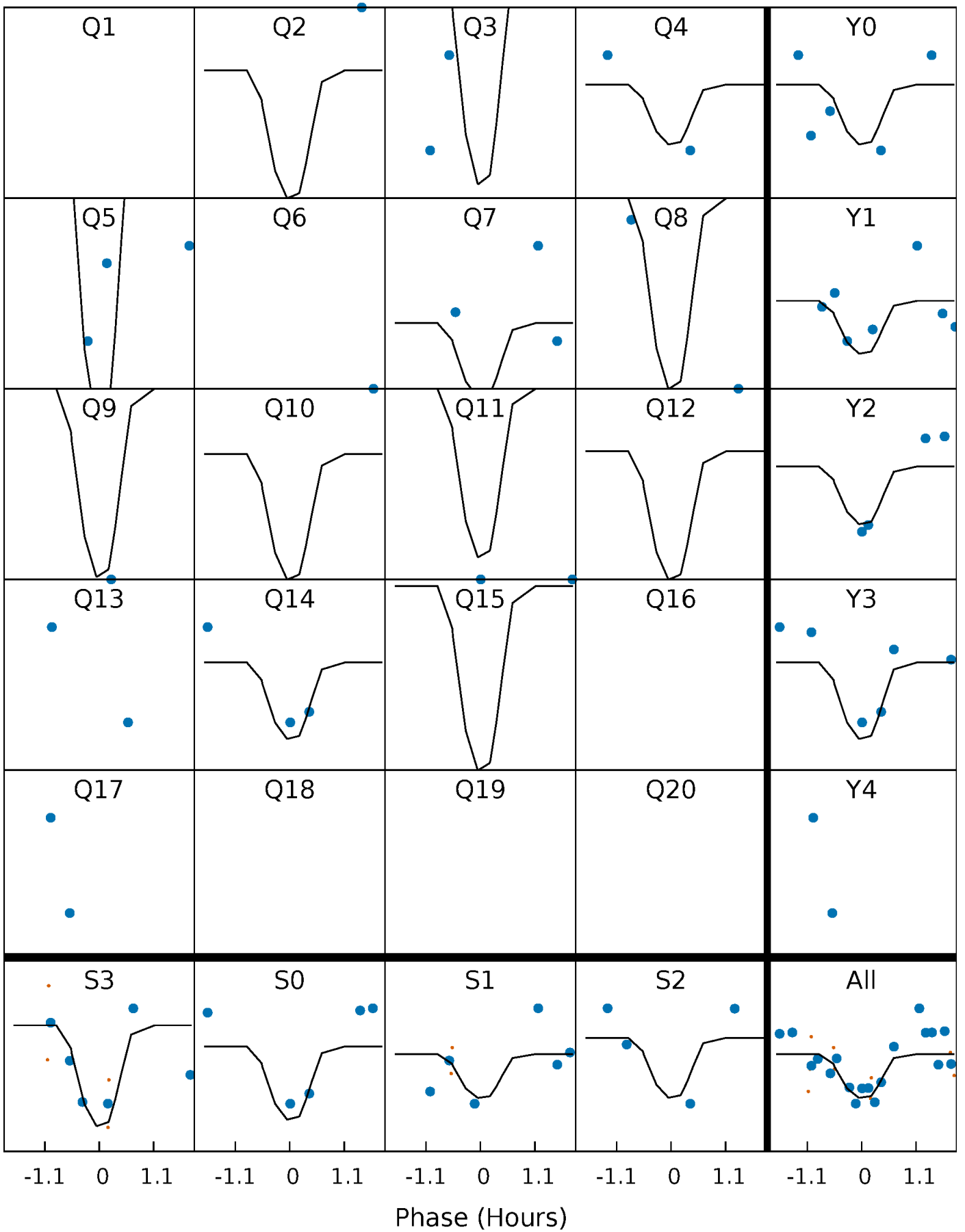
PDC Quarter-Phased Transit Curves

TCE 006752876-04 P= 9.203724 Days $T_0=136.693646$ (BKJD)



DV Quarter-Phased Transit Curves

TCE 006752876-04 P= 9.203724 Days $T_0=136.693646$ (BKJD)

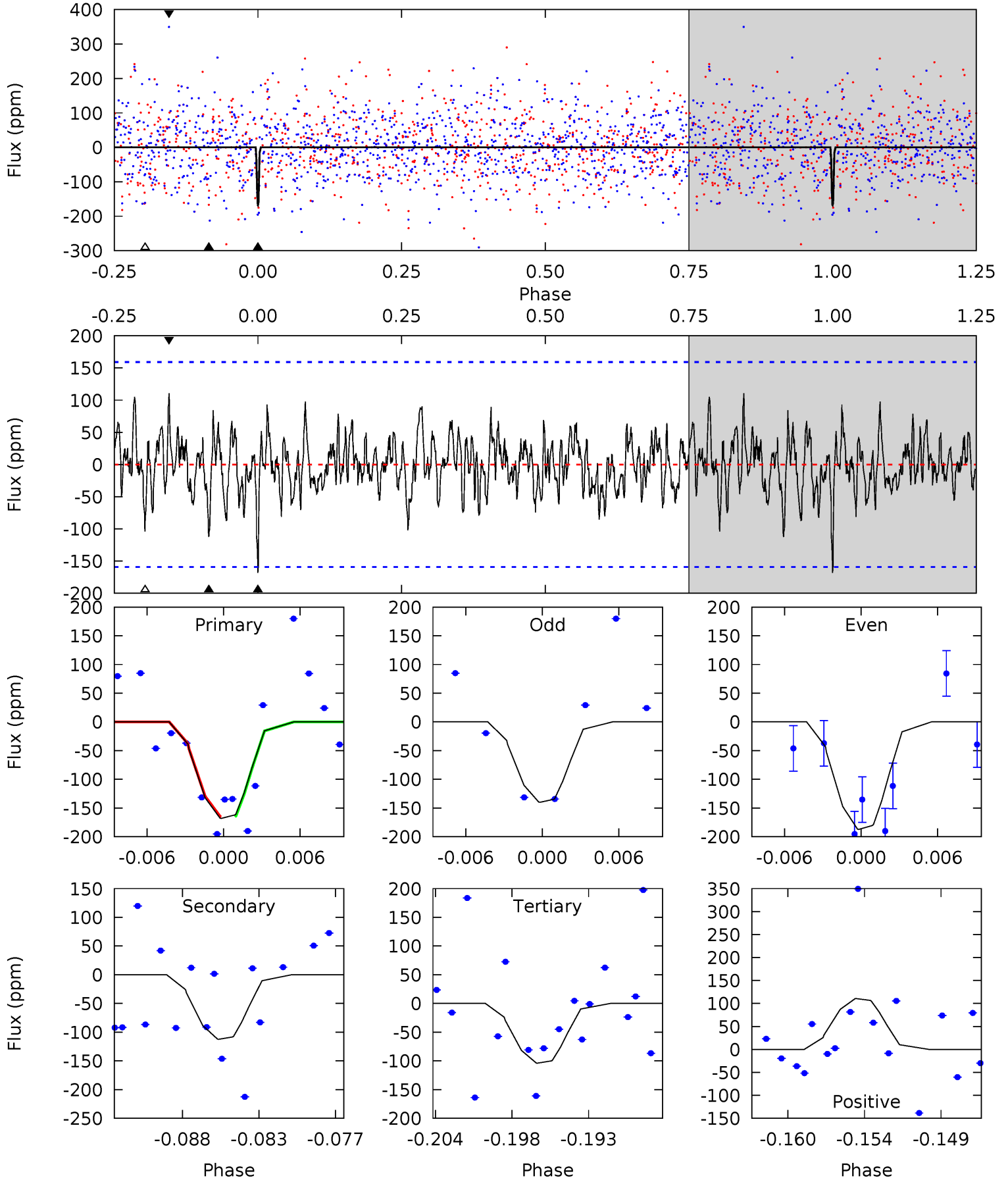


This plot does not exist for this TCE.

DV Model-Shift Uniqueness Test

006752876-04, P = 9.203724 Days, E = 127.489922 Days

Pri	Sec	Ter	Pos	FA ₁	FA ₂	F _{Red}	Pri-Ter	Pri-Pos	Sec-Ter	Sec-Pos	Odd-Evn	DMM	Shape	TAT
5.43	3.63	3.36	3.57	5.14	2.78	1.16	2.07	1.86	0.27	0.05	0.73	1.00	0.40	0.00



Alt Model-Shift Uniqueness Test

This plot does not exist for this TCE.

Stellar Parameters For KIC 006752876

	$T_{\text{eff}}(K)$	$\log(g)$	[Fe/H]	R (R_{\odot})	$M(M_{\odot})$	p_{\star} ($\text{g}\cdot\text{cm}^{-3}$)
	8124^{+225}_{-367}	$3.735^{+0.442}_{-0.104}$	$-0.080^{+0.200}_{-0.350}$	$3.220^{+0.782}_{-1.564}$	$2.054^{+0.332}_{-0.498}$	$0.087^{+0.362}_{-0.029}$
	+3%/-5%	+12%/-3%	+250%/-438%	+24%/-49%	+16%/-24%	+417%/-34%
Source	KIC0	KIC0	KIC0	DSEP		

KIC = Kepler Input Catalog; PHO = Photometry; SPE = Spectroscopy; AST = Asteroseismology
 TRA = Transits; DESP = Dartmouth Models; MULT = Multiple Models

Secondary Eclipse Parameters for KIC 006752876-04 / KOI

Detrend	Depth (ppm)	R_p (R_{\oplus})	T_{max} (K)	T_{obs} (K)	A_{obs}
DV	-112 ± 31	$5.35^{+5.26}_{-3.45}$	2621^{+207}_{-317}	6146^{+5227}_{-1646}	26^{+182}_{-19}
Alt.	N/A	N/A	N/A	N/A	N/A

T_{max} = Theoretical Maximum Planetary Temperature
 T_{obs} = Observed Planetary Temperature (Assuming $A=0.3$)
 A_{obs} = Observed Albedo (Assuming $T=0$)

If a secondary eclipse is present, the system is likely an EB if $T_{\text{obs}} \gg T_{\text{max}}$ AND $A_{\text{obs}} \gg 1.0$

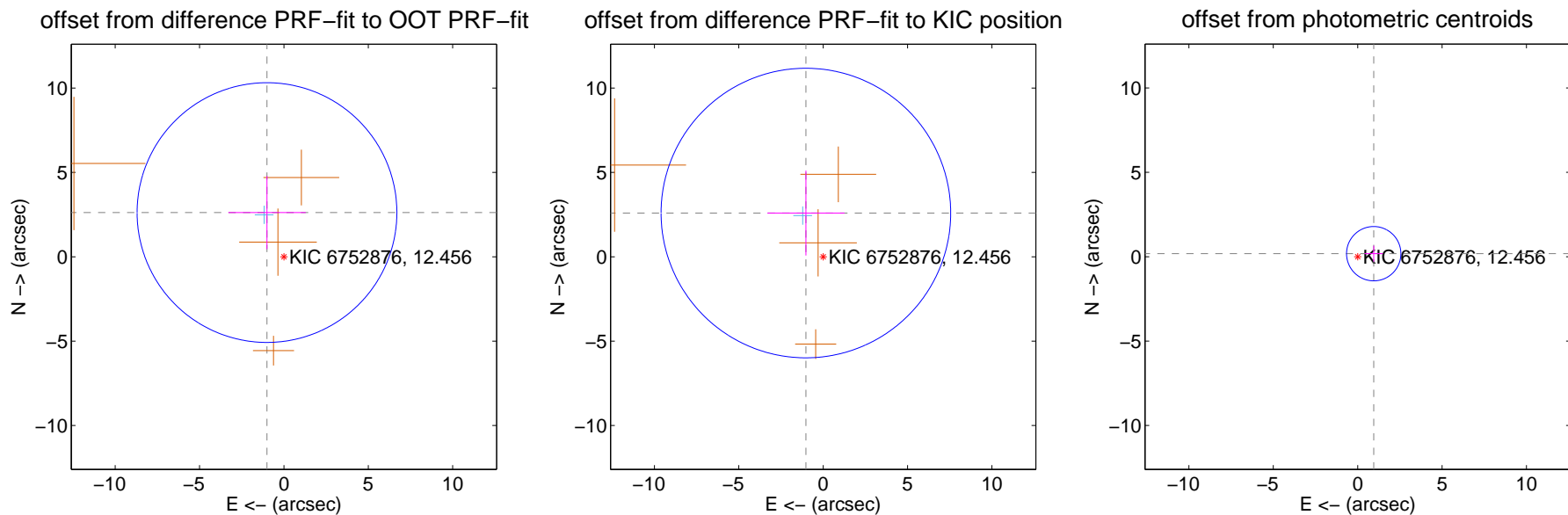
DV Centroid Data

Supplemental centroid analysis for 006752876-04. Kepler magnitude: 12.46. Transit SNR 18.14

There are 1 quarters with good PRF difference image offsets

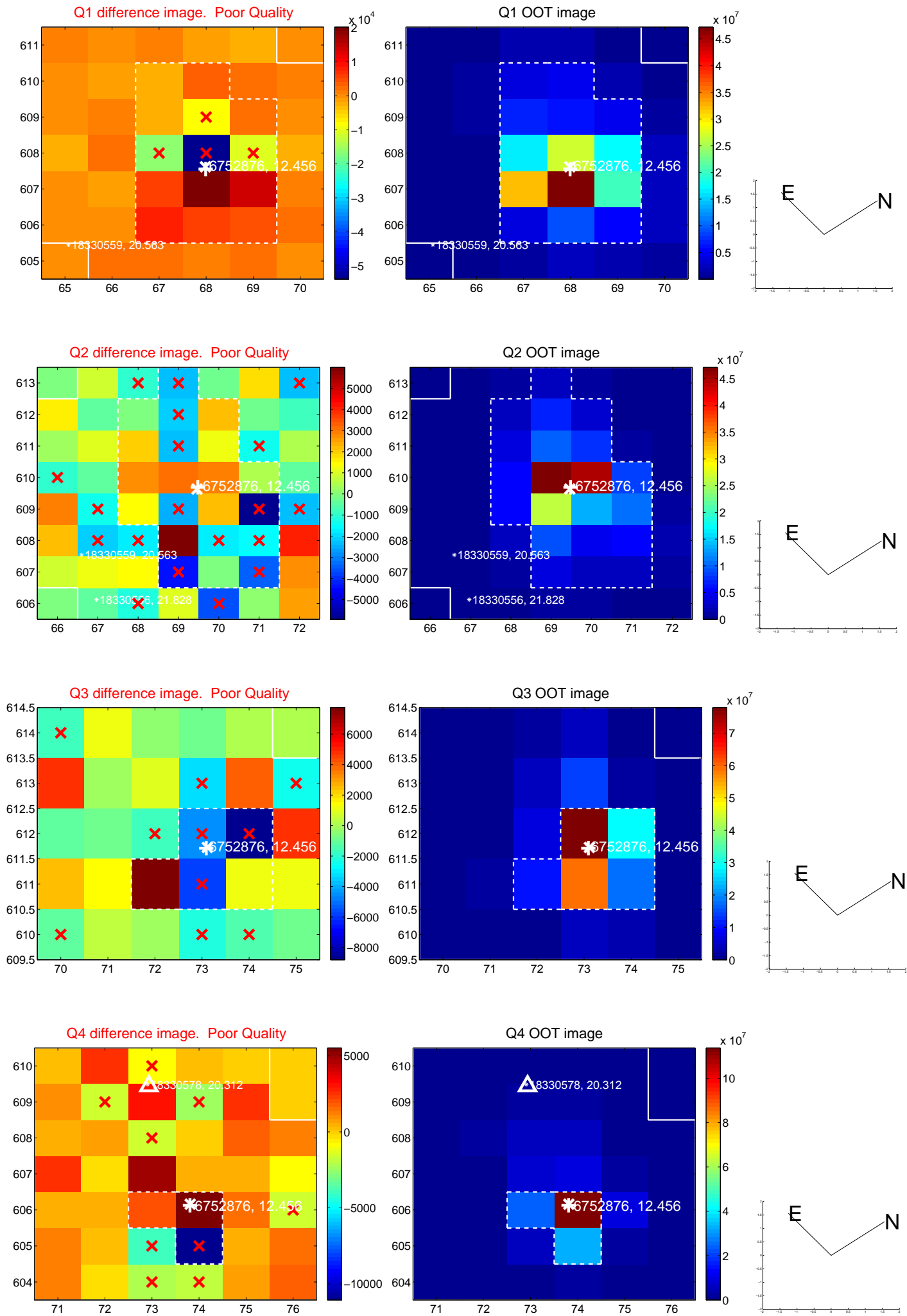
The direct PRF centroid is offset from the target star catalog position by about 0.23 arcsec

	Distance in arcsec	Distance / σ	Δ RA	Δ Dec
PRF-fit source offset from OOT	2.805 ± 2.566	1.09	1.004 ± 2.294	2.620 ± 2.167
PRF-fit source offset from KIC position	2.787 ± 2.860	0.97	1.025 ± 2.284	2.592 ± 2.516
photometric centroid source offset	0.97 ± 0.54	1.80	-0.95 ± 0.54	0.18 ± 0.47

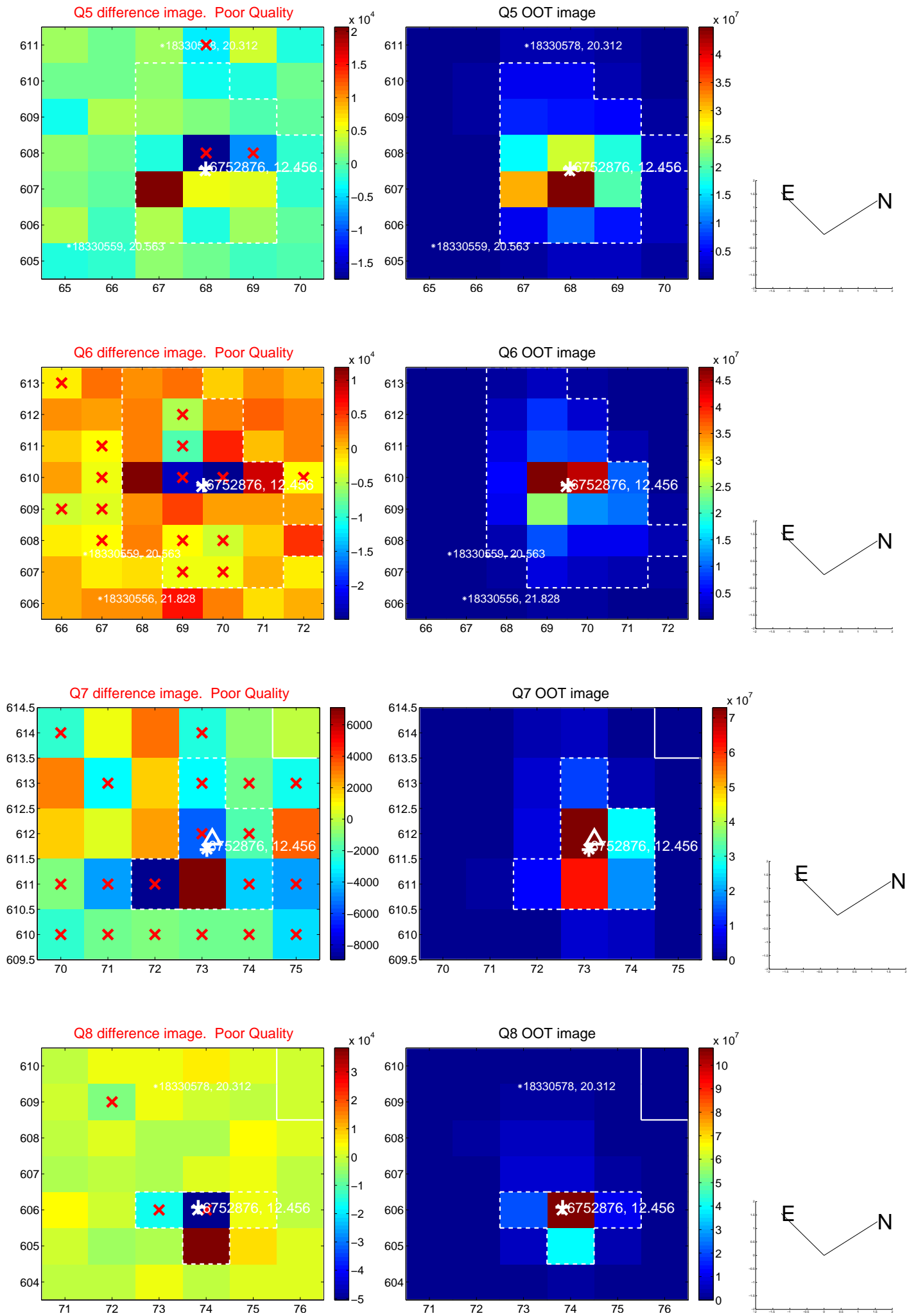


Centroid source offsets from the target star reconstructed from PRF and photometric centroids. Sky blue crosses: good quarterly centroid offsets; Vermillion crosses: bad quarterly centroid offsets; magenta cross: average over quarters. Length of the crosses: one- σ uncertainty. Blue circle: three- σ . Red *: target star. Blue *: Other stars. Text next to a star gives its KIC ID and kepmag. KIC IDs > 15,000,000 are from the UKIRT catalog.

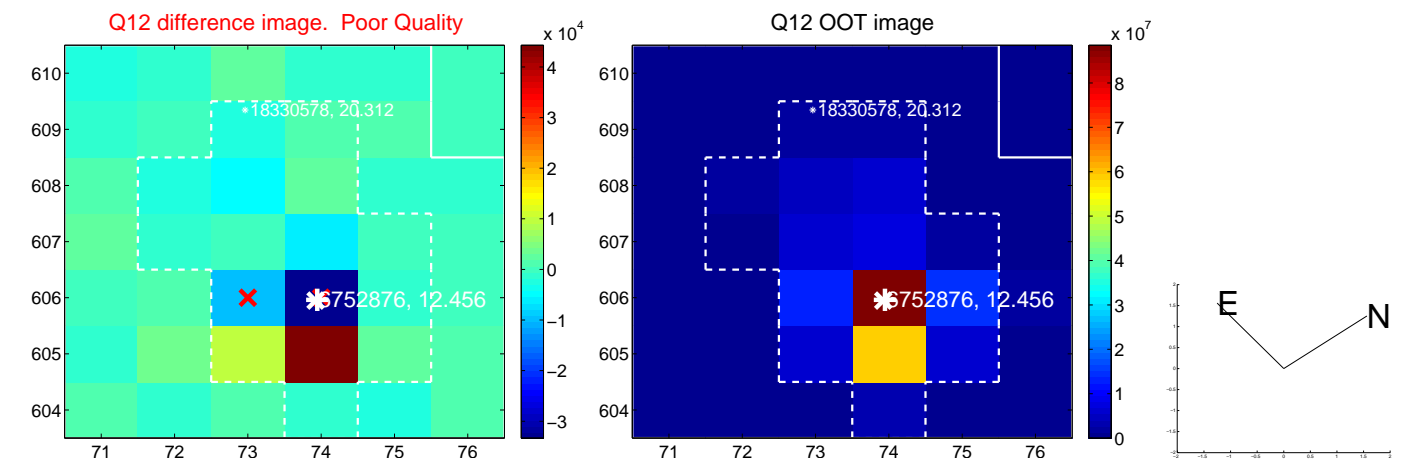
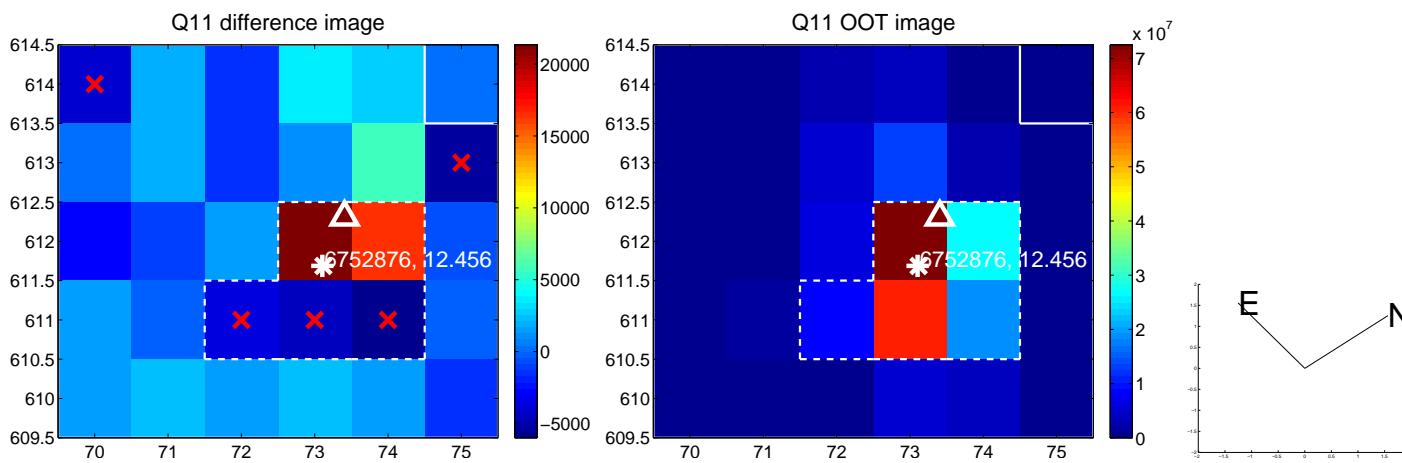
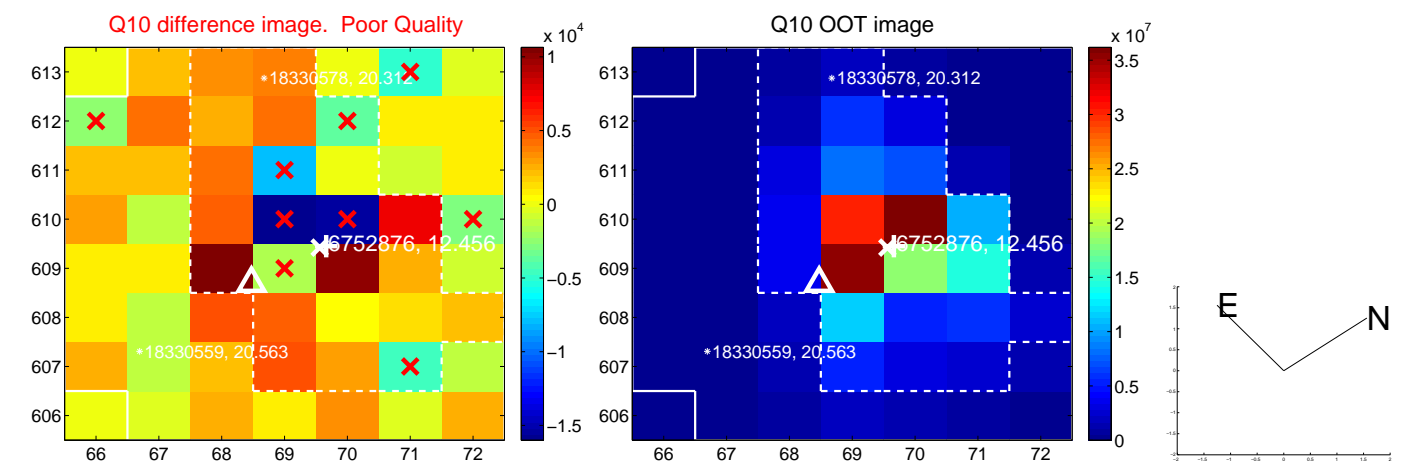
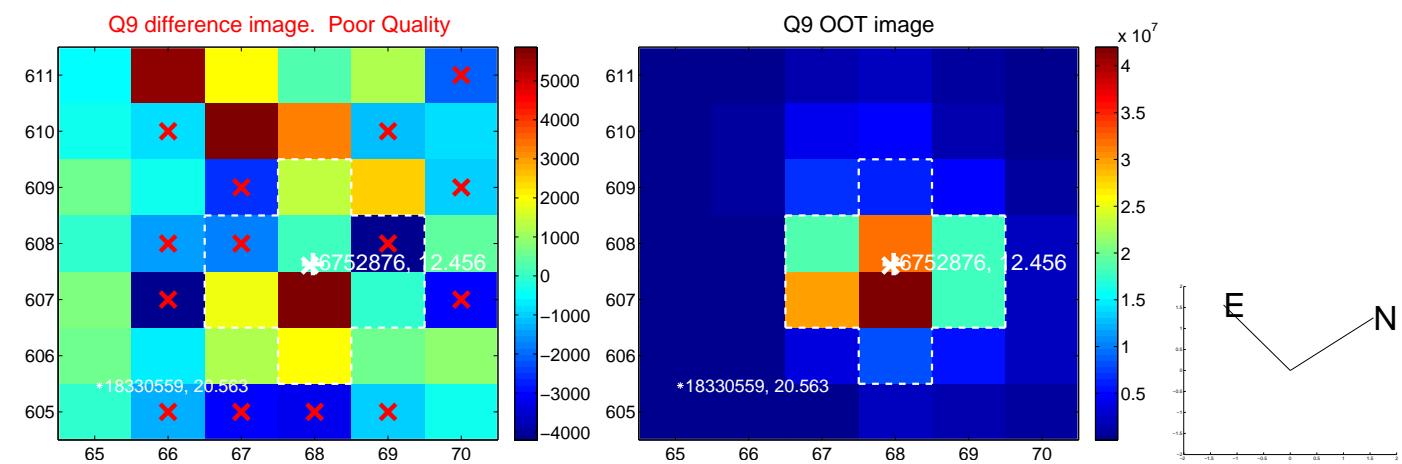
white \times : KIC target position; +: OOT centroid; \triangle : difference centroid. red \times : large negative pixel value.



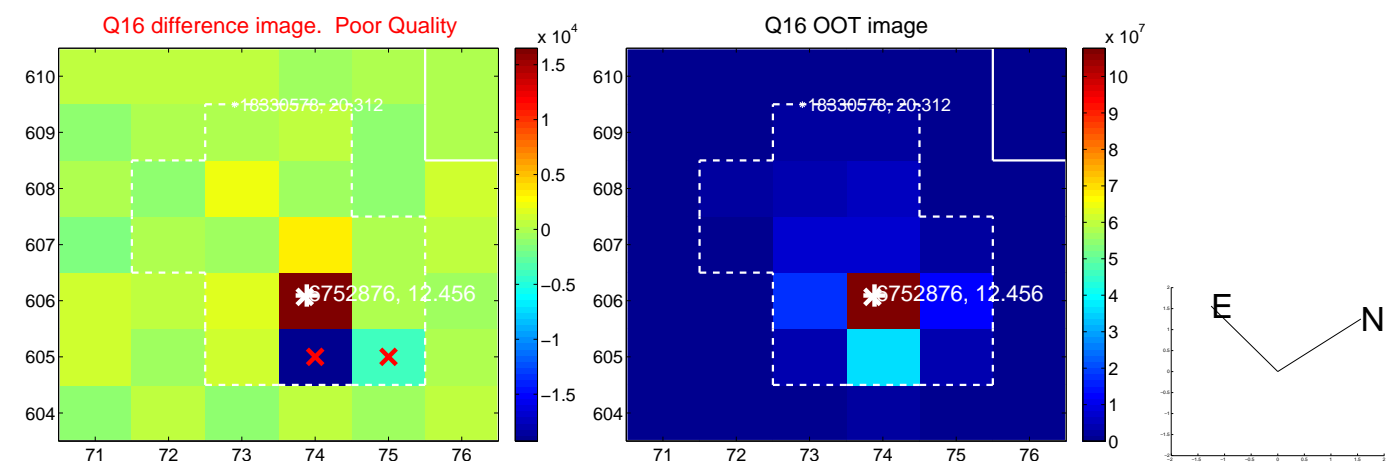
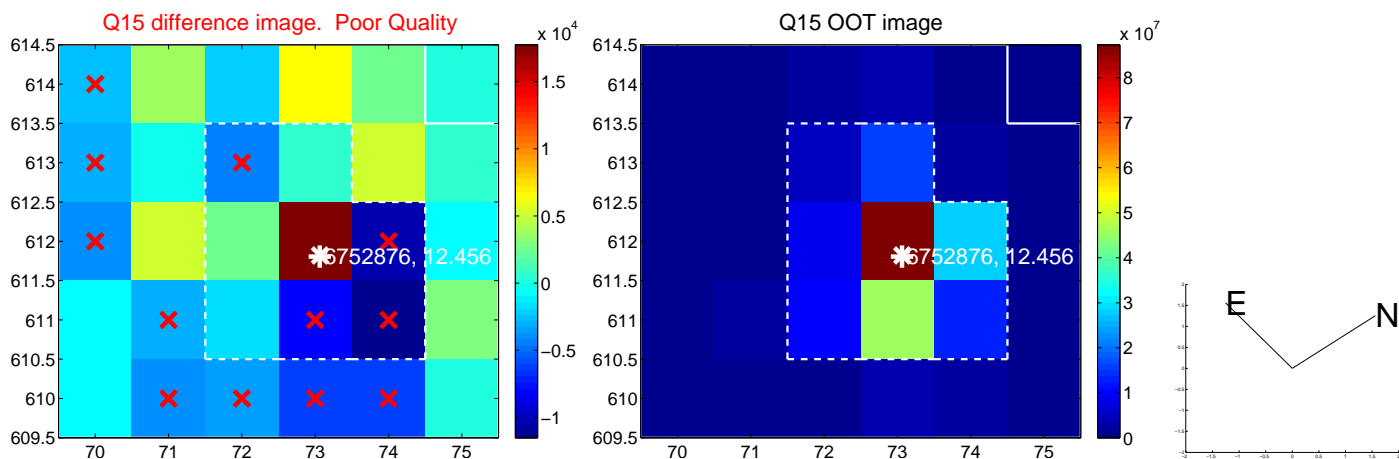
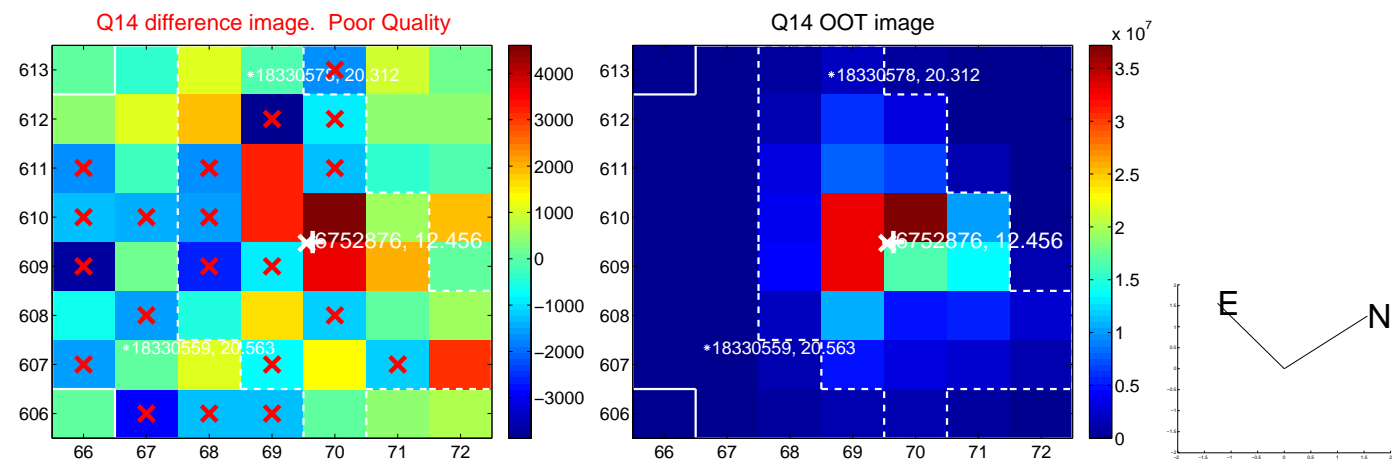
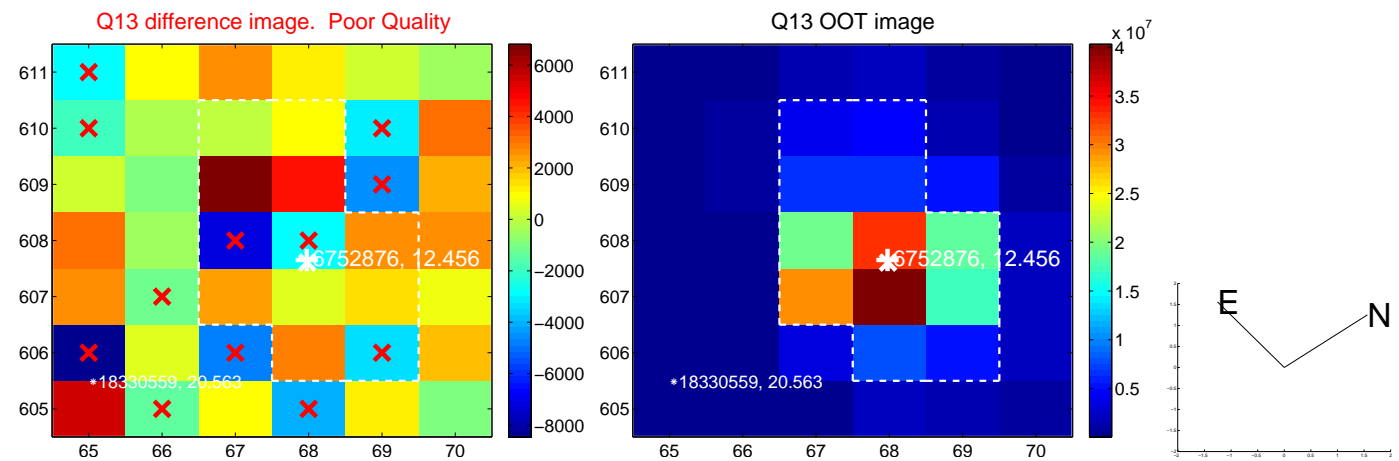
white \times : KIC target position; +: OOT centroid; \triangle : difference centroid. red \times : large negative pixel value.



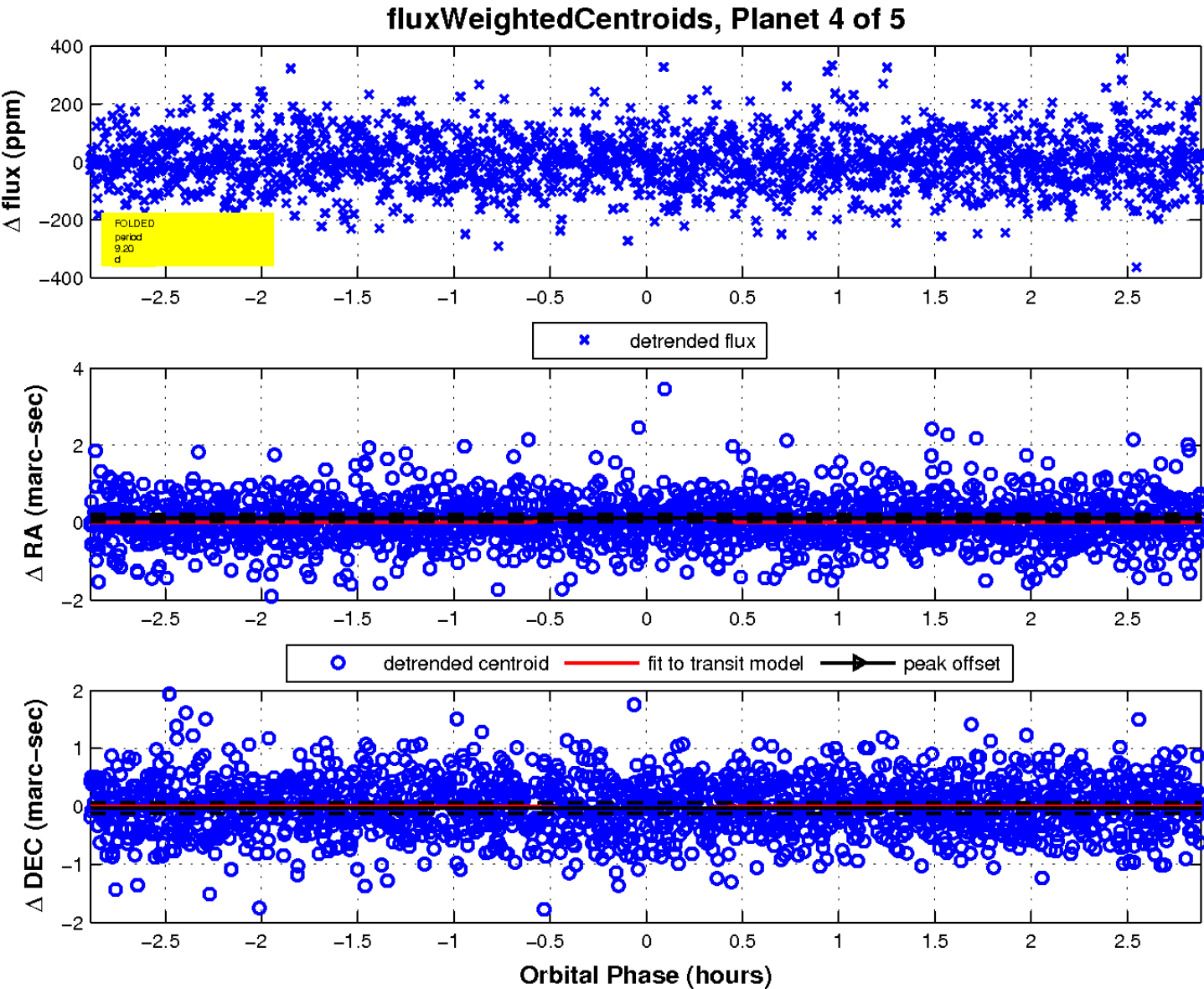
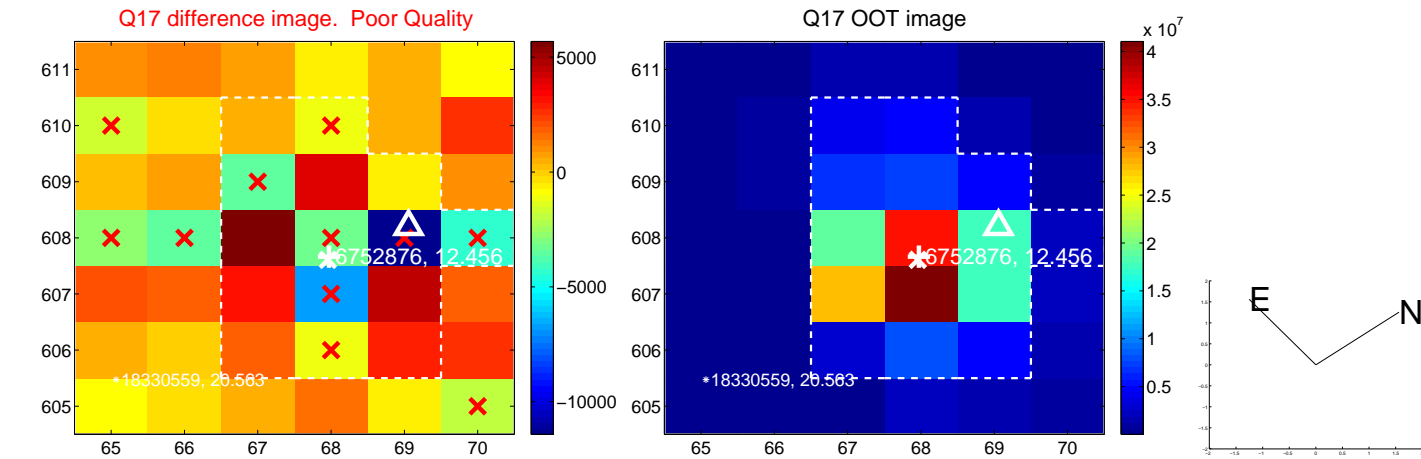
white \times : KIC target position; $+$: OOT centroid; \triangle : difference centroid. red \times : large negative pixel value.



white \times : KIC target position; +: OOT centroid; \triangle : difference centroid. red \times : large negative pixel value.

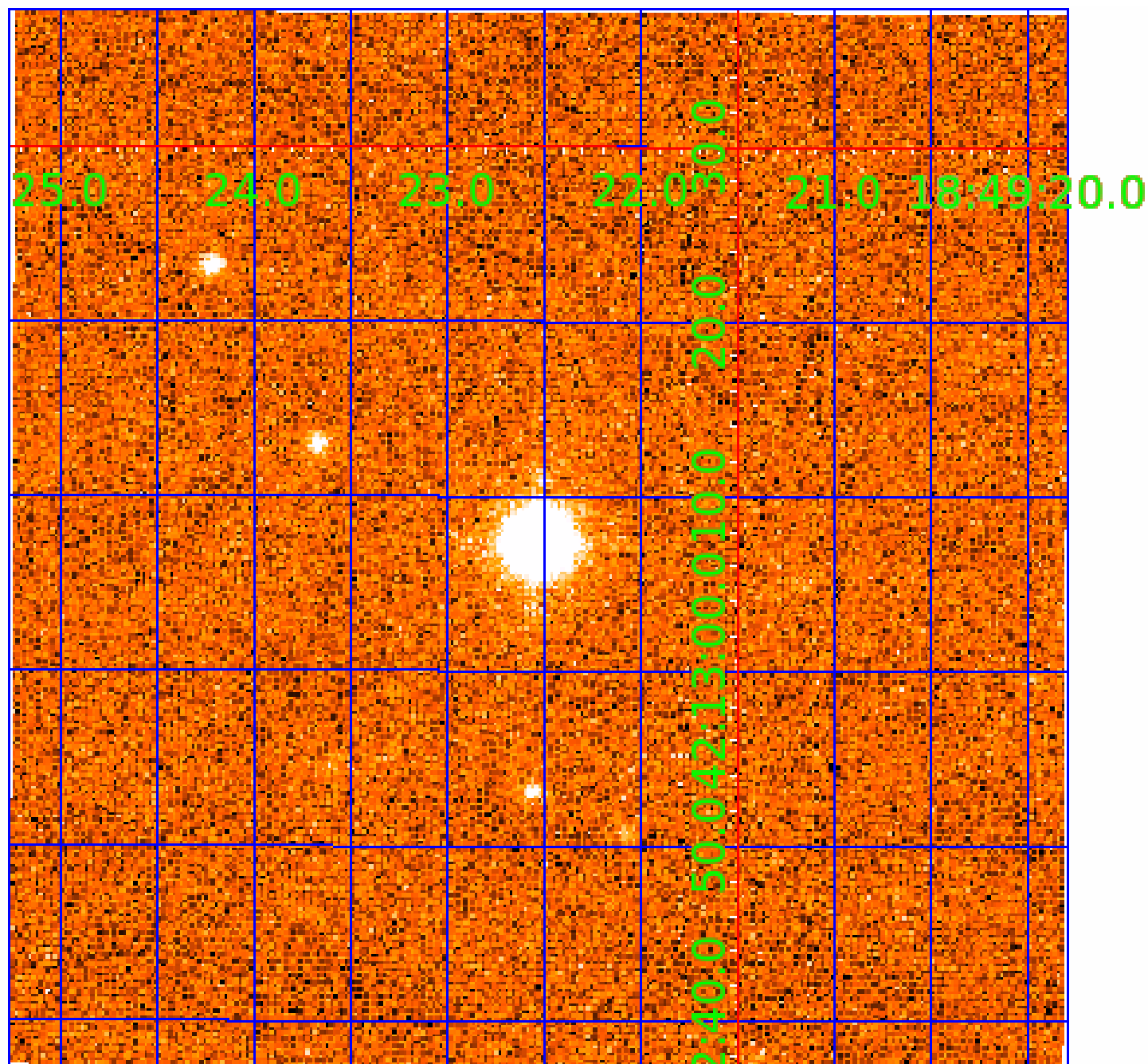


white \times : KIC target position; $+$: OOT centroid; \triangle : difference centroid. red \times : large negative pixel value.



UKIRT Image

Declination



KIC 006752876

Q1-17 DR25 TCE Parameters

TCE	Run Type	KOI?	Period (Days)	Epoch (BKJD)	Depth (ppm)	Duration (Hours)	MES	SNR	R_{\star} (R_{\odot})	T_{\star} (K)	R_p (R_{\oplus})	S_p (S_{\oplus})
006752876-01	OBS	No	1.013788	132.514566	6.9	7.746	8.7	8.5	3.22	8124	1.03	64162.61
006752876-02	OBS	No	4.364391	131.858542	36.0	2.688	16.2	8.6	3.22	8124	2.24	9161.78
006752876-03	OBS	No	8.849597	132.978501	213.6	0.716	18.6	21.4	3.22	8124	4.97	3569.82
006752876-04	OBS	No	9.203724	136.693646	172.8	0.963	11.5	18.1	3.22	8124	4.55	3387.87
006752876-05	OBS	No	5.691006	132.362349	71.5	1.392	13.8	10.8	3.22	8124	3.18	6431.21

Robovetter Results

TCE	Run Type	Disp	Score	N	S	C	E	Comments
006752876-01	OBS	FP	0.00	1	0	0	0	SWEET_NTL—LPP_DV—LPP_ALT—CENT_FEW_MEAS
006752876-02	OBS	FP	0.00	1	0	0	0	INDIV_TRANS_RUBBLE_TRACKER—TRANS_GAPPED—LPP_DV—LPP_ALT—MOD_NONUNIQ_DV—MOD_NONUNIQ_ALT—MOD_TER_ALT—MOD_POS_ALT—CENT_FEW_MEAS
006752876-03	OBS	FP	0.00	1	0	0	0	INDIV_TRANS_RUBBLE—TRANS_GAPPED—LPP_DV—MOD_NONUNIQ_DV—CENT_FEW_MEAS
006752876-04	OBS	FP	0.00	1	0	1	0	INDIV_TRANS_RUBBLE_TRACKER—TRANS_GAPPED—LPP_DV—MOD_NONUNIQ_DV—CENT_FEW_DIFFS—HALO_GHOST
006752876-05	OBS	FP	0.00	1	0	0	0	INDIV_TRANS_RUBBLE—TRANS_GAPPED—LPP_DV—MOD_NONUNIQ_DV—CENT_FEW_MEAS

Notes: OBS = Observed. INJ = Injected. INV = Inverted. SCR = Scrambled.

N = Not Transit-Like. S = Stellar Eclipse. C = Centroid Offset. E = Ephemeris Match.

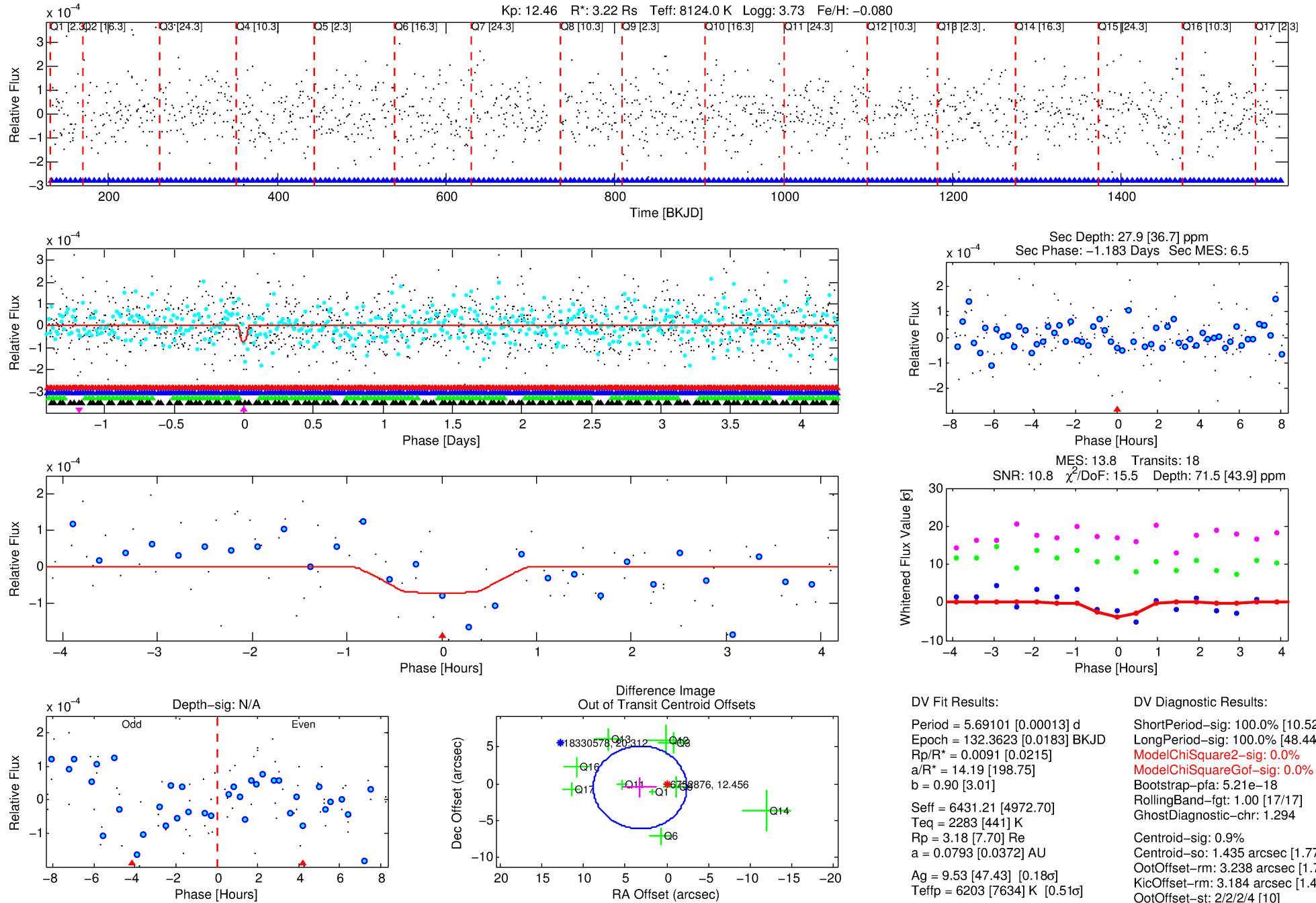
See http://exoplanetarchive.ipac.caltech.edu/docs/API_kepcandidate_columns.html#proj_disp_col for comment definitions.

Ephemeris Match Information For 006752876-05

No Significant Match Found

DV One-Page Summary

KIC: 6752876 Candidate: 5 of 5 Period: 5.691 d



DV Fit Results:

Period = 5.69101 [0.00013] d
Epoch = 132.3623 [0.0183] BKJD
Rp/R* = 0.0091 [0.0215]
a/R* = 14.19 [198.75]
b = 0.90 [3.01]
Seff = 6431.21 [4972.70]
Teq = 2283 [441] K
Rp = 3.18 [7.70] Re
a = 0.0793 [0.0372] AU
Ag = 9.53 [47.43] [0.18 σ]
Teffp = 6203 [7634] K [0.51 σ]

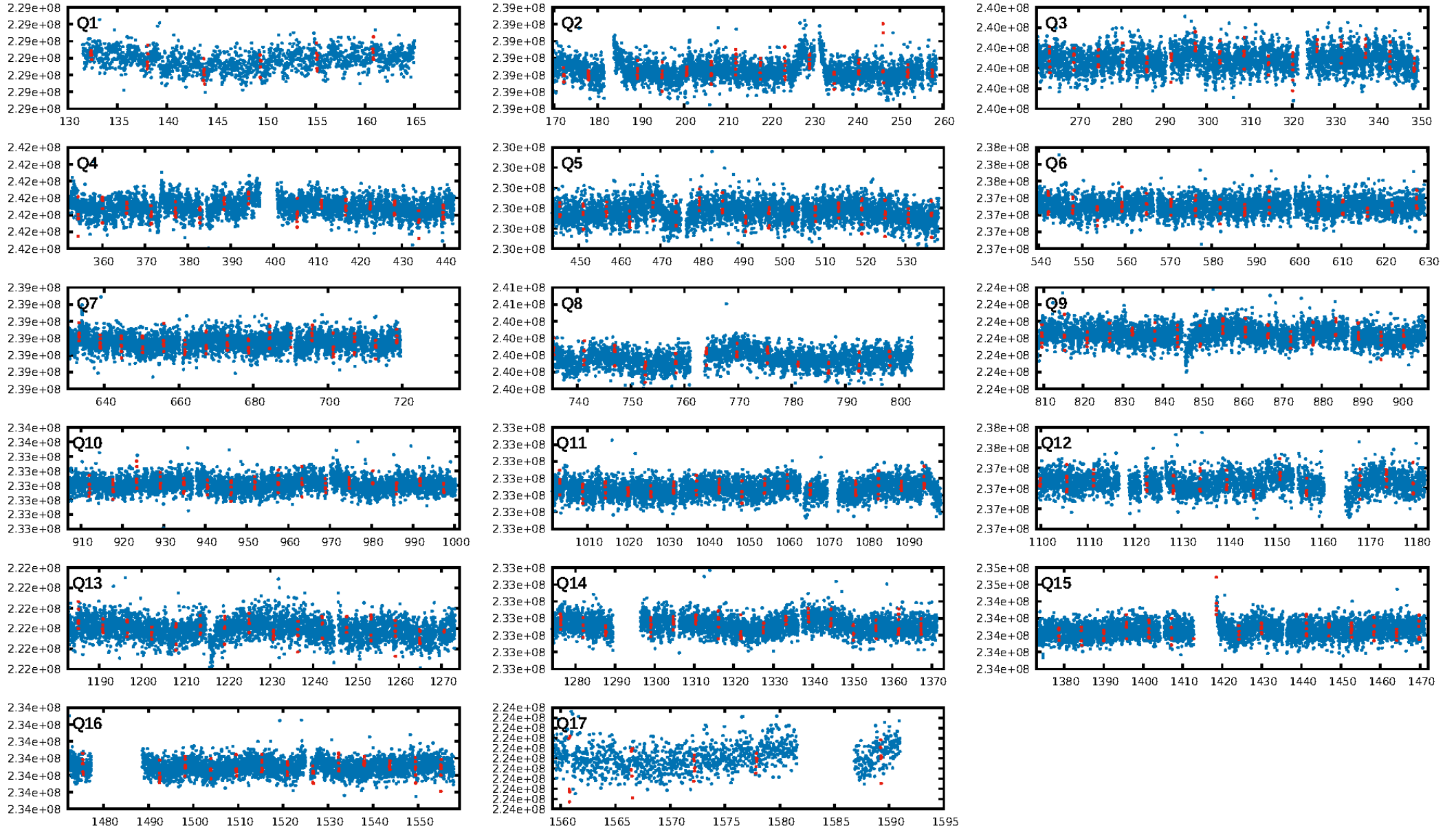
DV Diagnostic Results:

ShortPeriod-sig: 100.0% [10.52 σ]
LongPeriod-sig: 100.0% [48.44 σ]
ModelChiSquare2-sig: 0.0%
ModelChiSquareGof-sig: 0.0%
Bootstrap-pfa: 5.21e-18
RollingBand-fgt: 1.00 [17/17]
GhostDiagnostic-chr: 1.294
Centroid-sig: 0.9%
Centroid-so: 1.435 arcsec [1.77 σ]
OotOffset-rm: 3.238 arcsec [1.73 σ]
KicOffset-rm: 3.184 arcsec [1.47 σ]
OotOffset-st: 2/2/2/4 [10]
KicOffset-st: 2/2/2/4 [10]
DiffImageQuality-fgm: 0.00 [0/10]
DiffImageOverlap-fno: 0.94 [16/17]

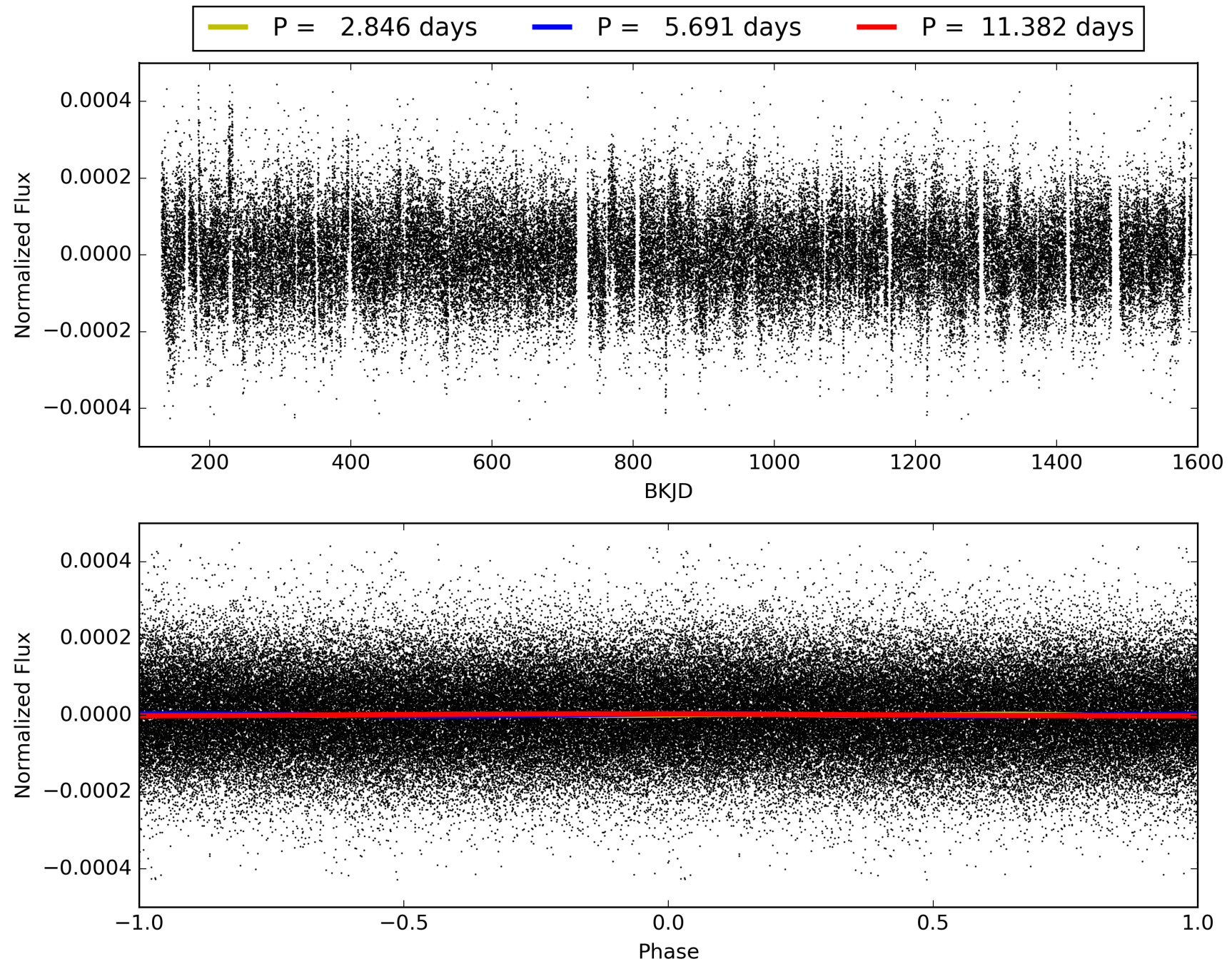
Software Revision: svn+ssh://murzim/repo/soc/tags/release/9.3.42@60958 -- Date Generated: 01-Feb-2016 19:58:12 Z

This Data Validation Report Summary was produced in the Kepler Science Operations Center Pipeline at NASA Ames Research Center

TCE 006752876-05, PDC Light Curves

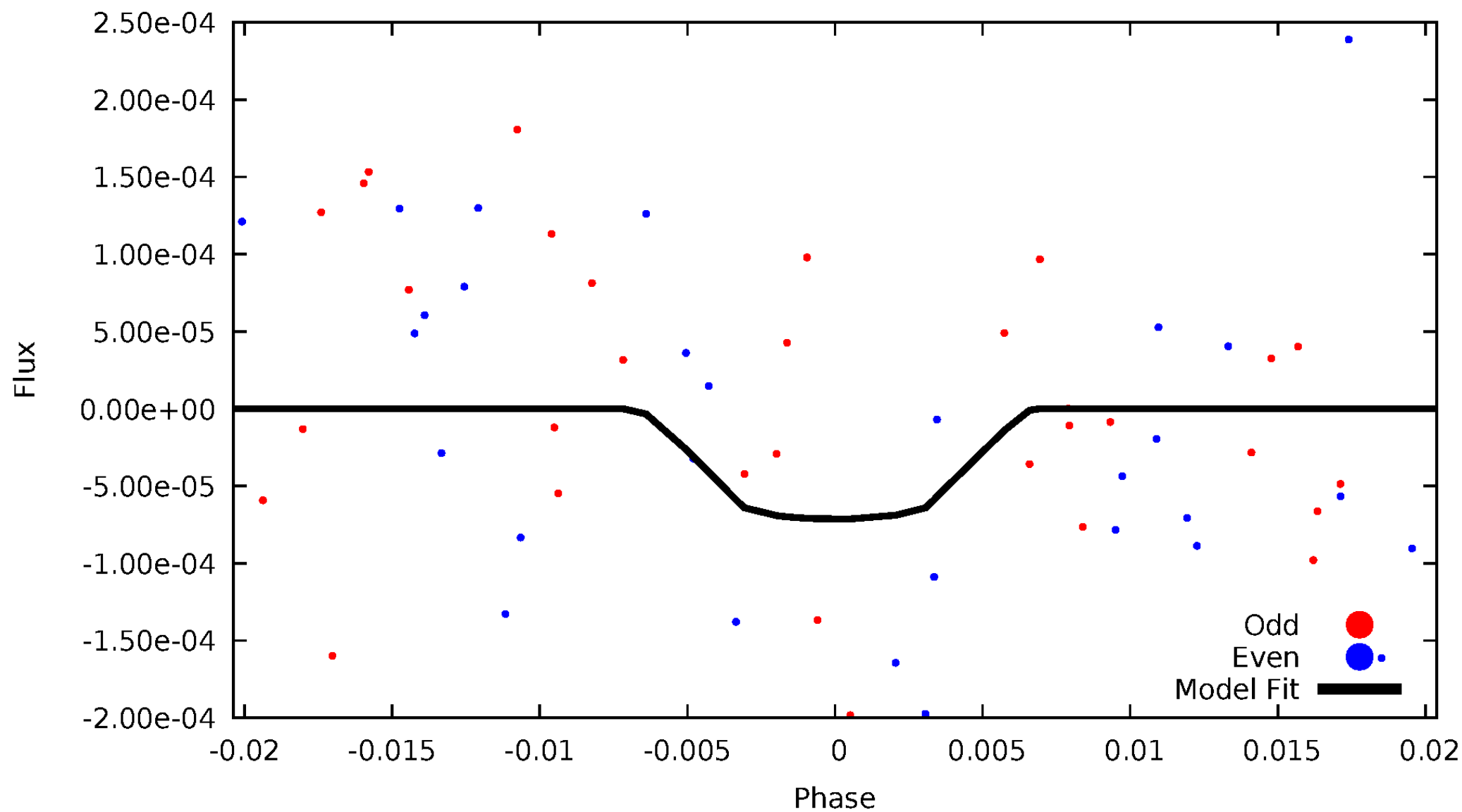


TCE 006752876-05



DV Odd/Even

TCE 006752876-05

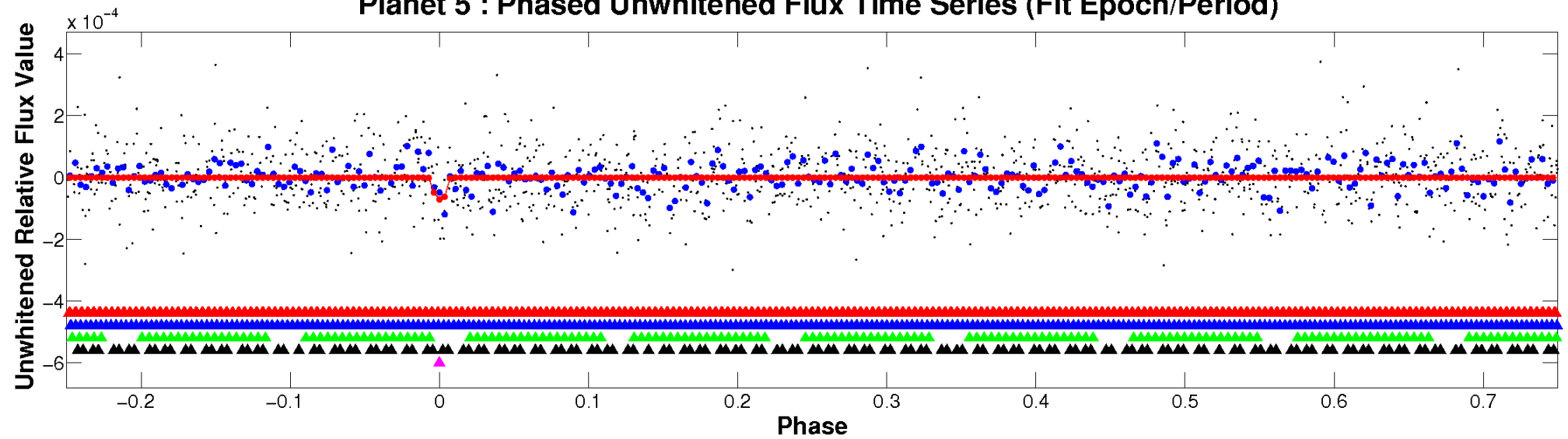


ALT Odd/Even

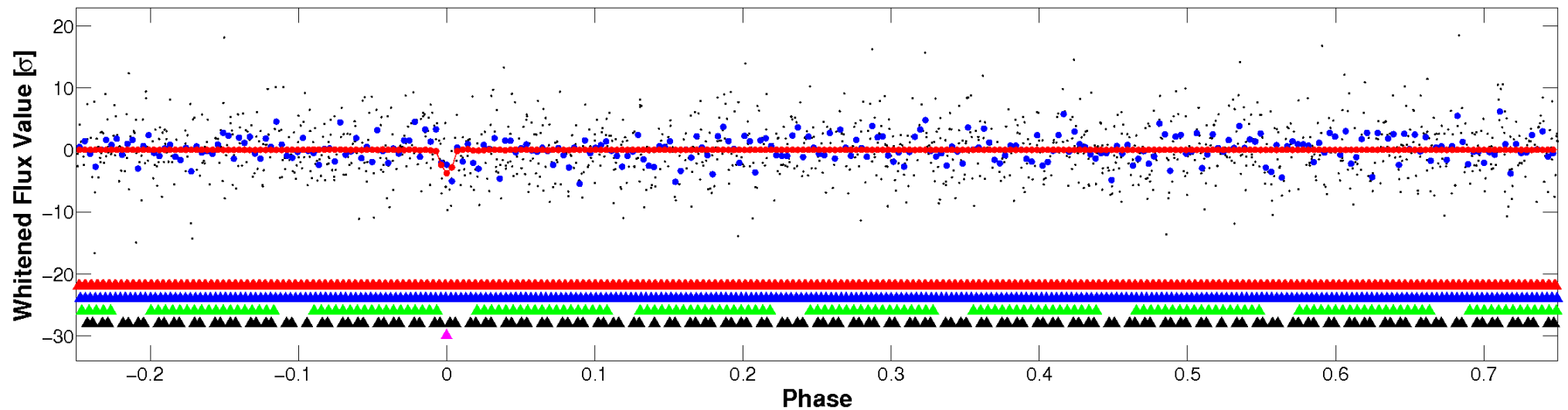
This plot does not exist for this TCE.

Non-Whitened Vs. Whitened Light Curve

Planet 5 : Phased Unwhitened Flux Time Series (Fit Epoch/Period)

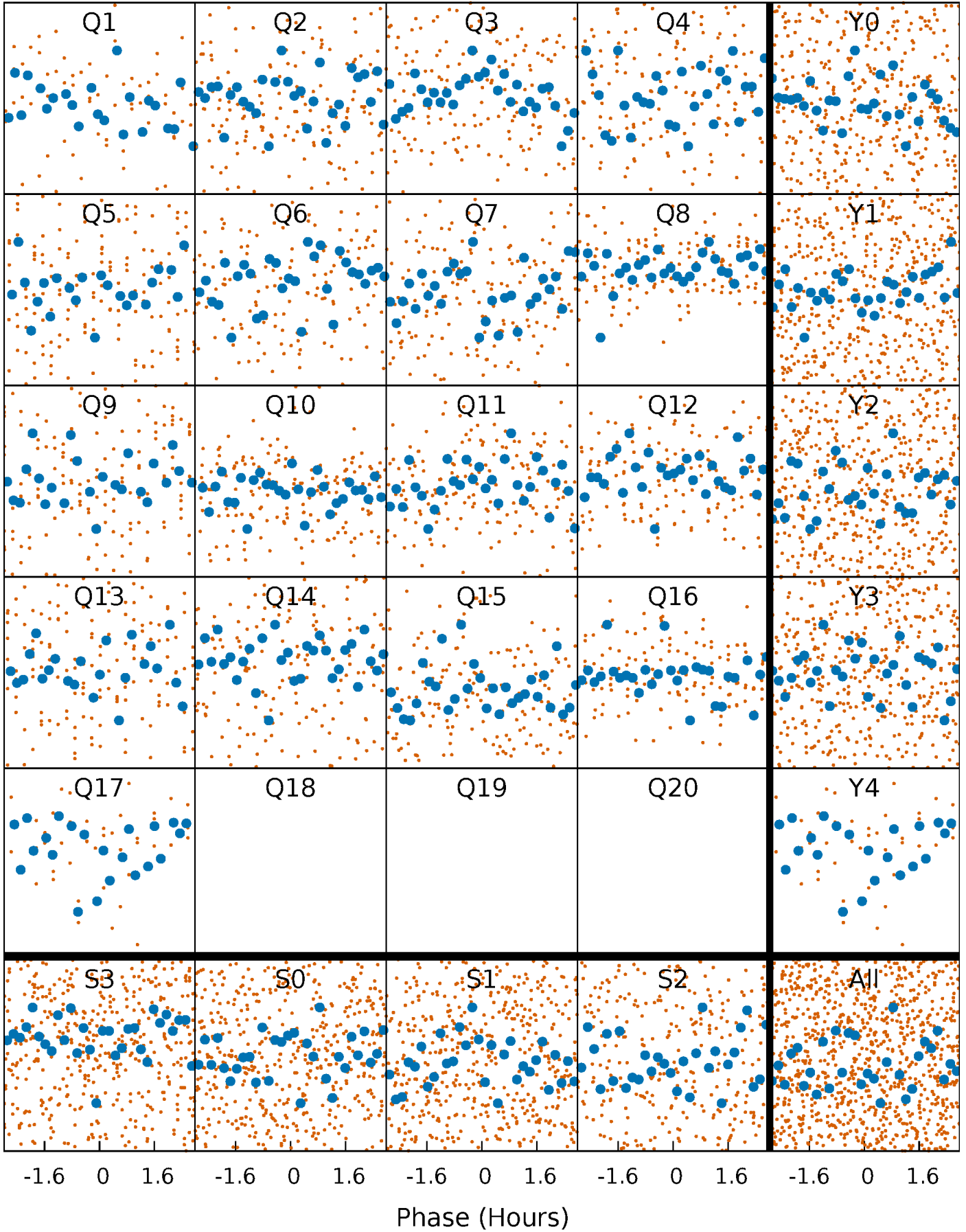


Planet 5 : Phased Whitened Flux Time Series (Fit Epoch/Period)



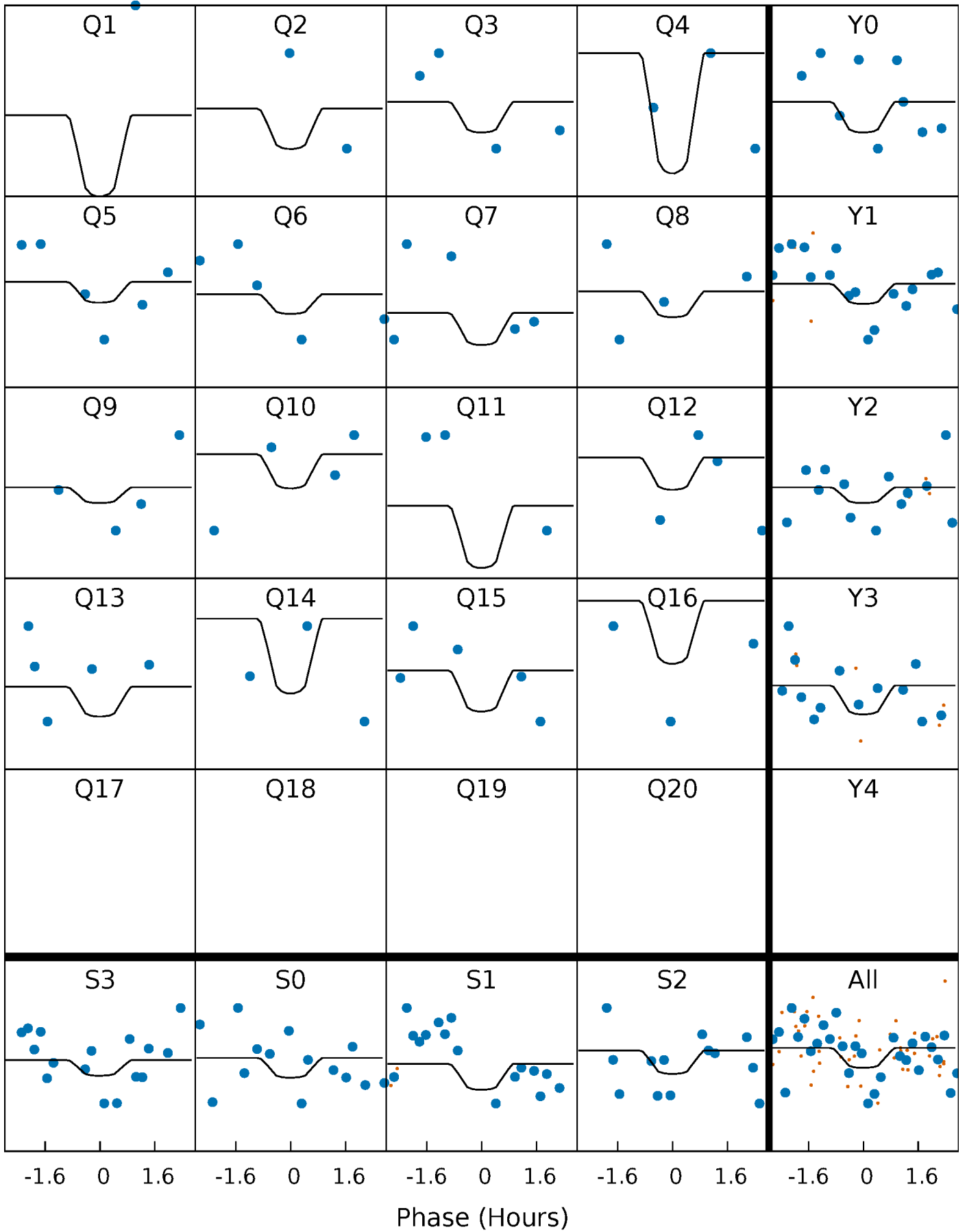
PDC Quarter-Phased Transit Curves

TCE 006752876-05 P= 5.691006 Days $T_0=132.362348$ (BKJD)



DV Quarter-Phased Transit Curves

TCE 006752876-05 P= 5.691006 Days $T_0=132.362348$ (BKJD)

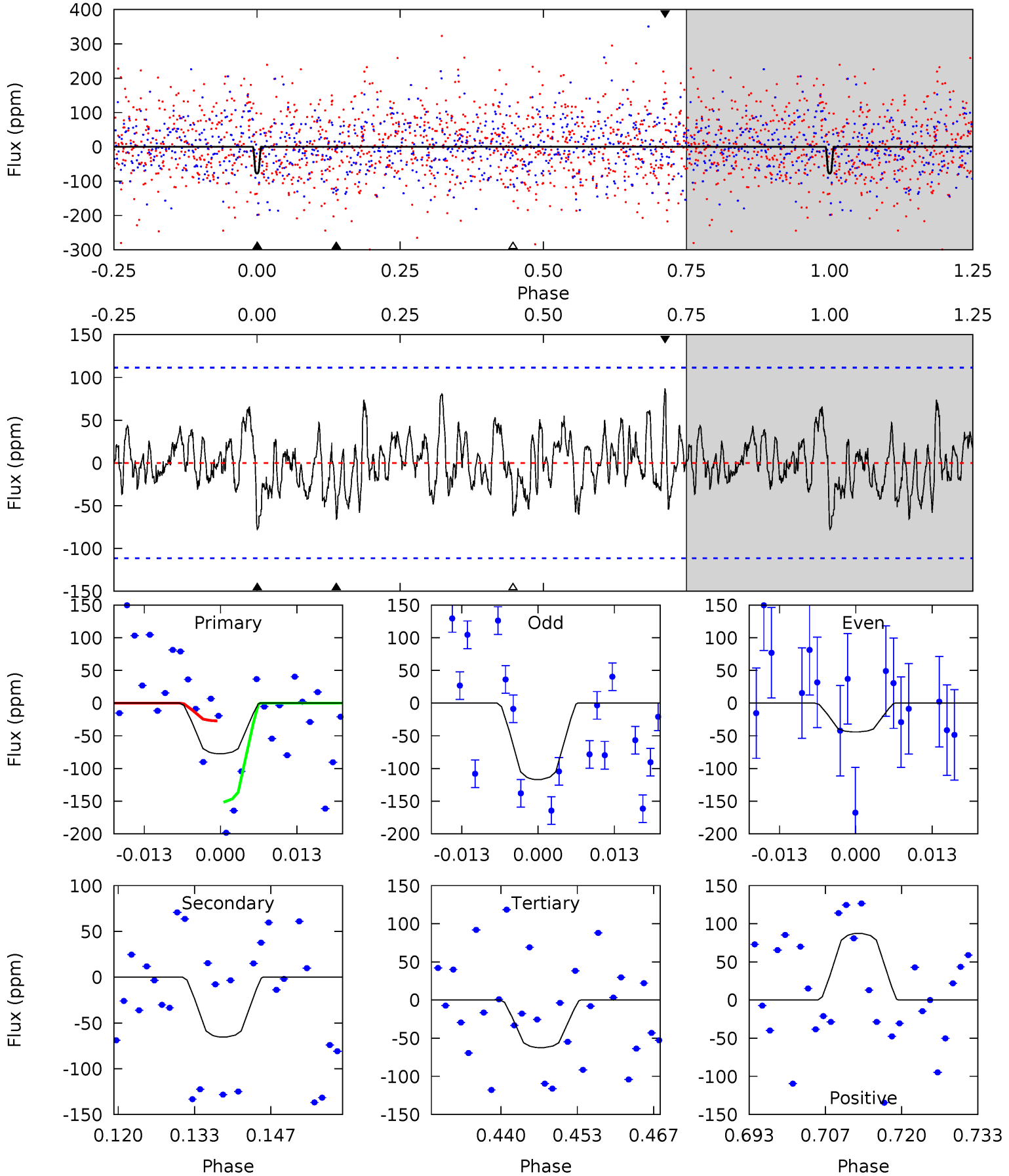


This plot does not exist for this TCE.

DV Model-Shift Uniqueness Test

006752876-05, P = 5.691006 Days, E = 132.362348 Days

Pri	Sec	Ter	Pos	FA ₁	FA ₂	F _{Red}	Pri-Ter	Pri-Pos	Sec-Ter	Sec-Pos	Odd-Evn	DMM	Shape	TAT
3.45	2.92	2.78	3.89	4.97	2.47	1.21	0.67	-0.44	0.14	-0.97	1.66	1.00	0.53	2.79



Alt Model-Shift Uniqueness Test

This plot does not exist for this TCE.

Stellar Parameters For KIC 006752876

	$T_{\text{eff}}(K)$	$\log(g)$	[Fe/H]	R (R_{\odot})	$M(M_{\odot})$	p_{\star} ($\text{g}\cdot\text{cm}^{-3}$)
	8124^{+225}_{-367}	$3.735^{+0.442}_{-0.104}$	$-0.080^{+0.200}_{-0.350}$	$3.220^{+0.782}_{-1.564}$	$2.054^{+0.332}_{-0.498}$	$0.087^{+0.362}_{-0.029}$
	+3%/-5%	+12%/-3%	+250%/-438%	+24%/-49%	+16%/-24%	+417%/-34%
Source	KIC0	KIC0	KIC0	DSEP		

KIC = Kepler Input Catalog; PHO = Photometry; SPE = Spectroscopy; AST = Asteroseismology
 TRA = Transits; DESP = Dartmouth Models; MULT = Multiple Models

Secondary Eclipse Parameters for KIC 006752876-05 / KOI

Detrend	Depth (ppm)	R_p (R_{\oplus})	T_{max} (K)	T_{obs} (K)	A_{obs}
DV	-65 ± 22	$5.95^{+6.57}_{-4.05}$	3072^{+241}_{-386}	4992^{+4305}_{-1309}	$5.761^{+51.949}_{-4.420}$
Alt.	N/A	N/A	N/A	N/A	N/A

T_{max} = Theoretical Maximum Planetary Temperature
 T_{obs} = Observed Planetary Temperature (Assuming $A=0.3$)
 A_{obs} = Observed Albedo (Assuming $T=0$)

If a secondary eclipse is present, the system is likely an EB if $T_{obs} \gg T_{max}$ AND $A_{obs} \gg 1.0$

DV Centroid Data

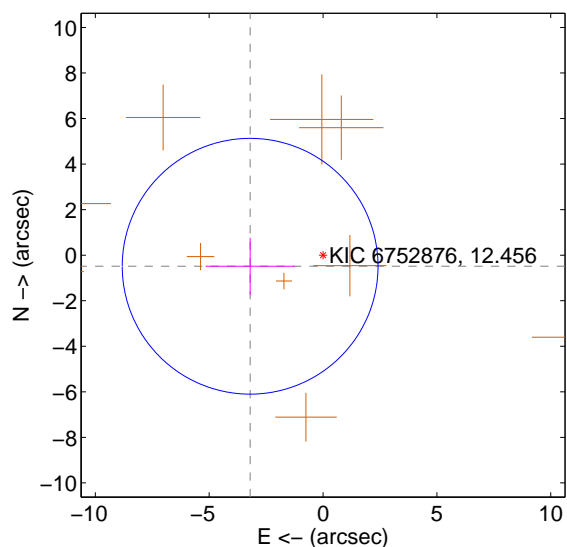
Supplemental centroid analysis for 006752876-05. Kepler magnitude: 12.46. Transit SNR 10.85

There are 0 quarters with good PRF difference image offsets

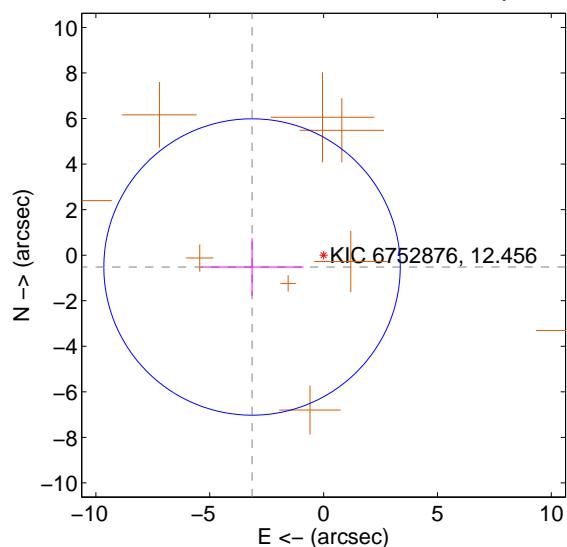
The direct PRF centroid is offset from the target star catalog position by about 0.23 arcsec

	Distance in arcsec	Distance / σ	Δ RA	Δ Dec
PRF-fit source offset from OOT	3.238 ± 1.872	1.73	3.201 ± 1.955	-0.486 ± 1.250
PRF-fit source offset from KIC position	3.184 ± 2.169	1.47	3.141 ± 2.252	-0.519 ± 1.260
photometric centroid source offset	1.43 ± 0.81	1.77	1.20 ± 0.84	-0.79 ± 0.73

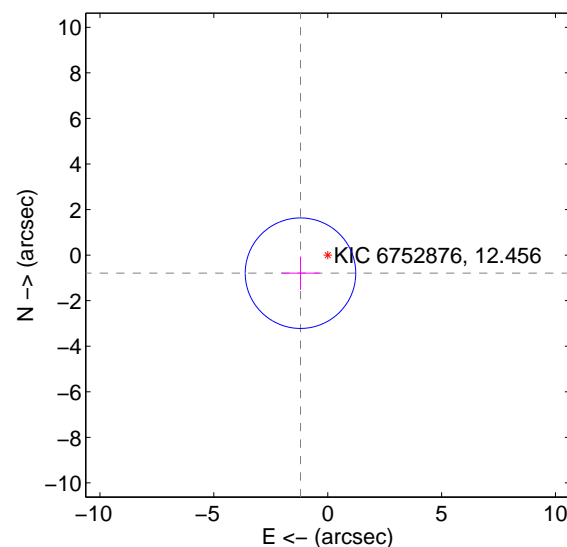
offset from difference PRF-fit to OOT PRF-fit



offset from difference PRF-fit to KIC position

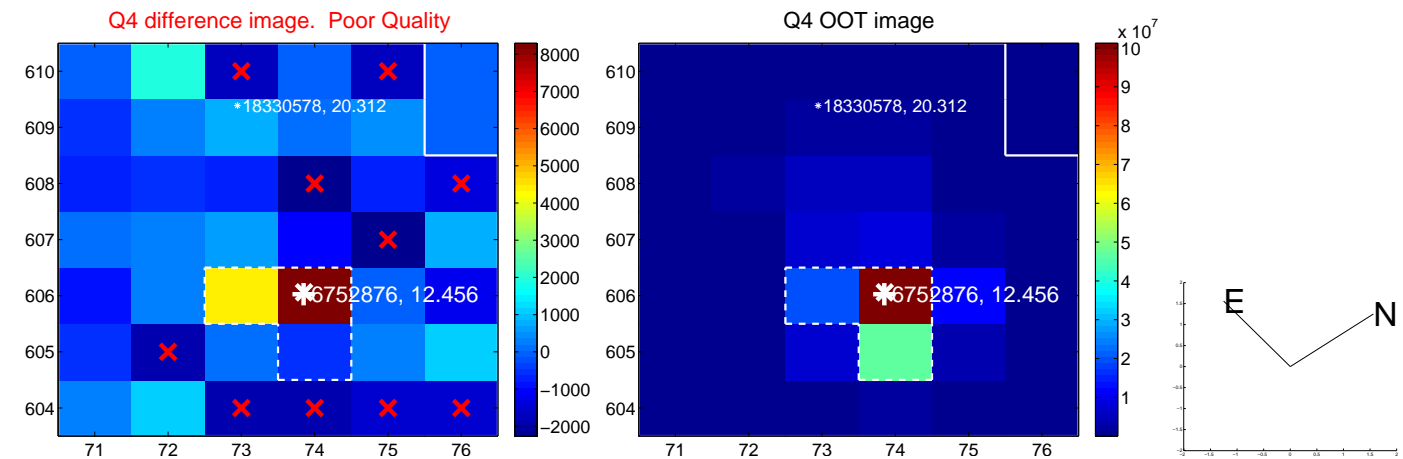
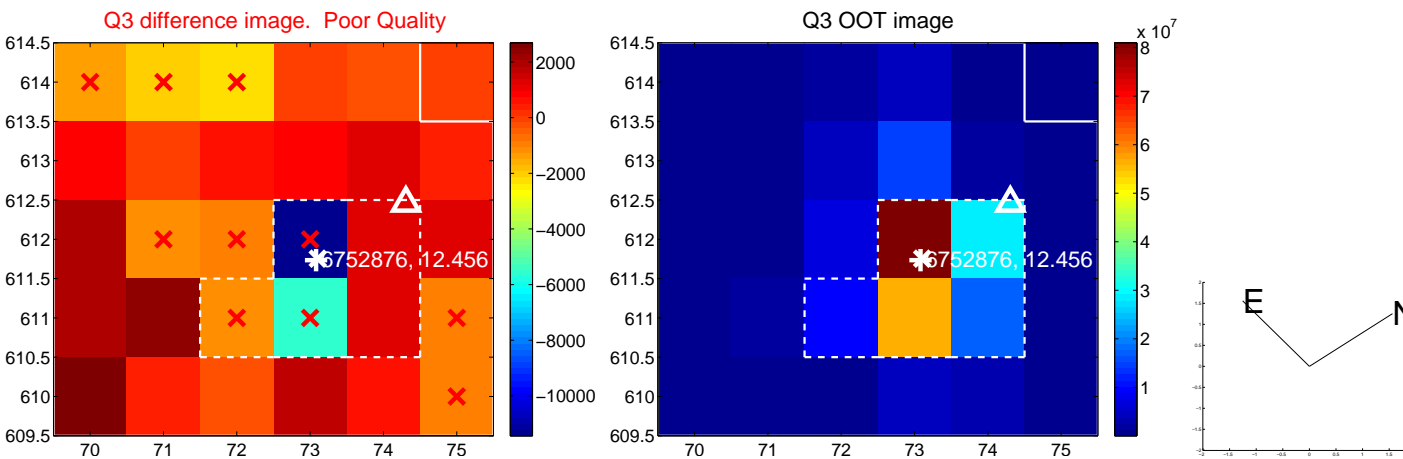
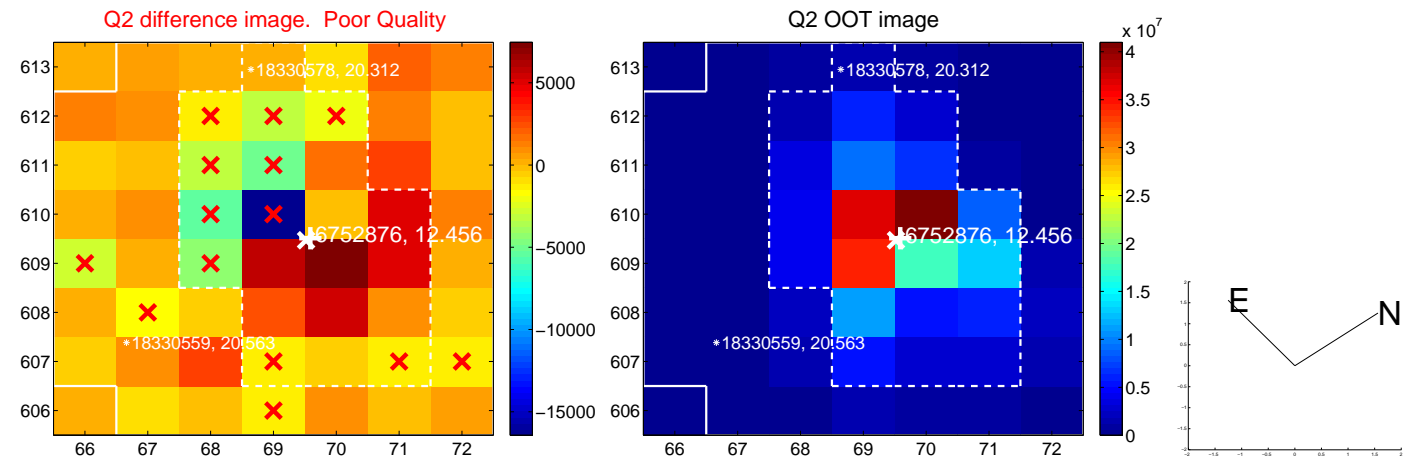
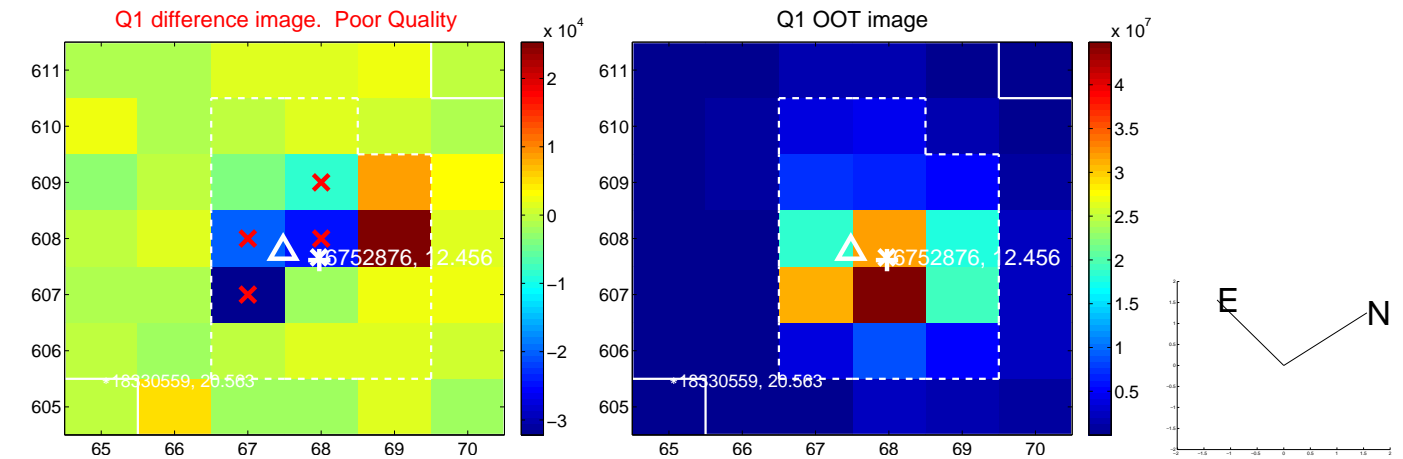


offset from photometric centroids

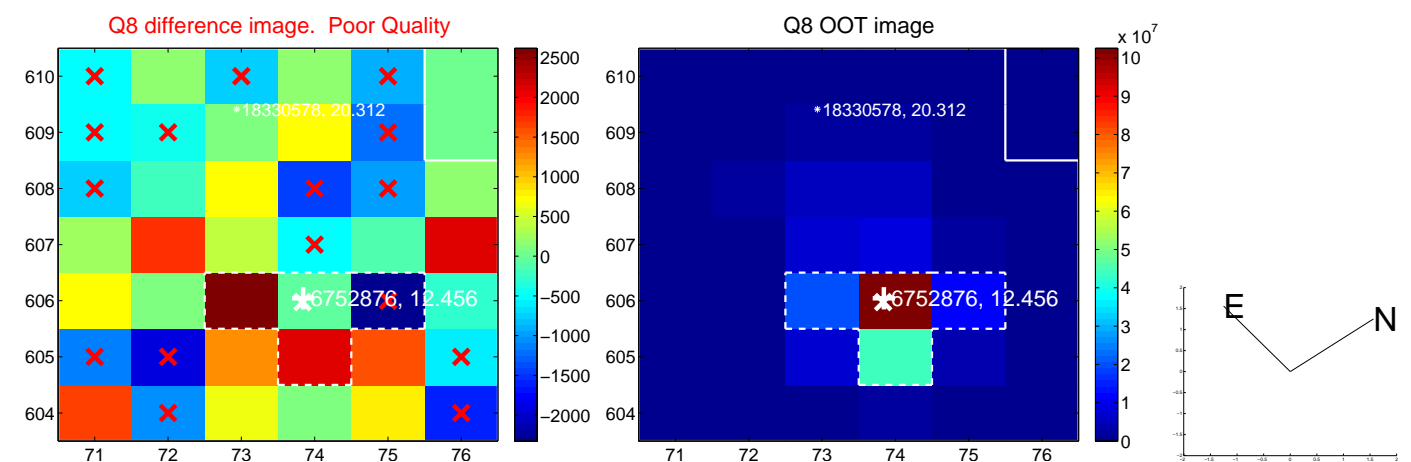
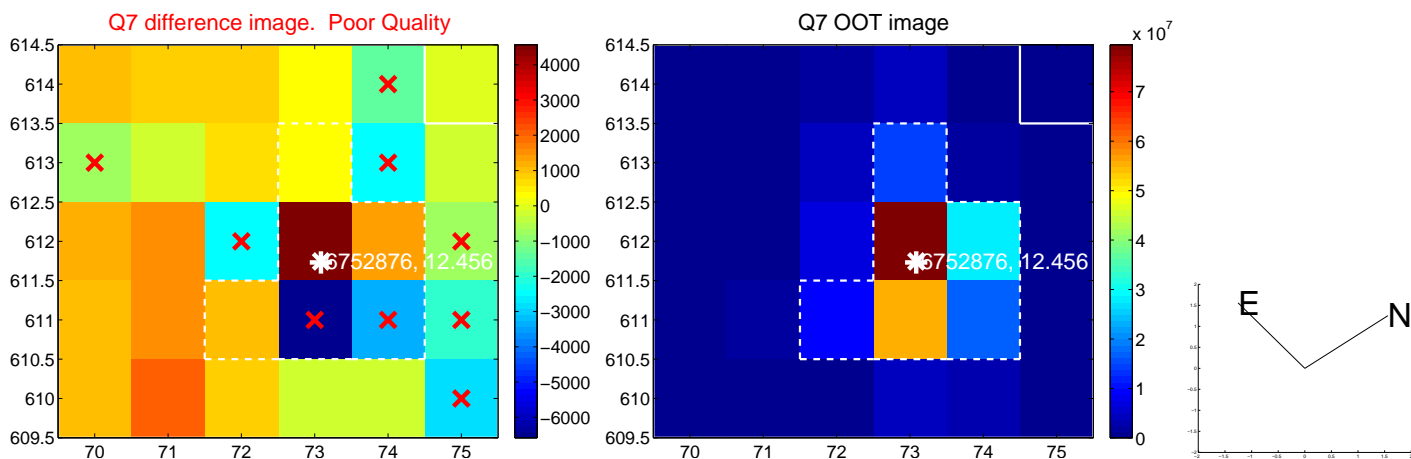
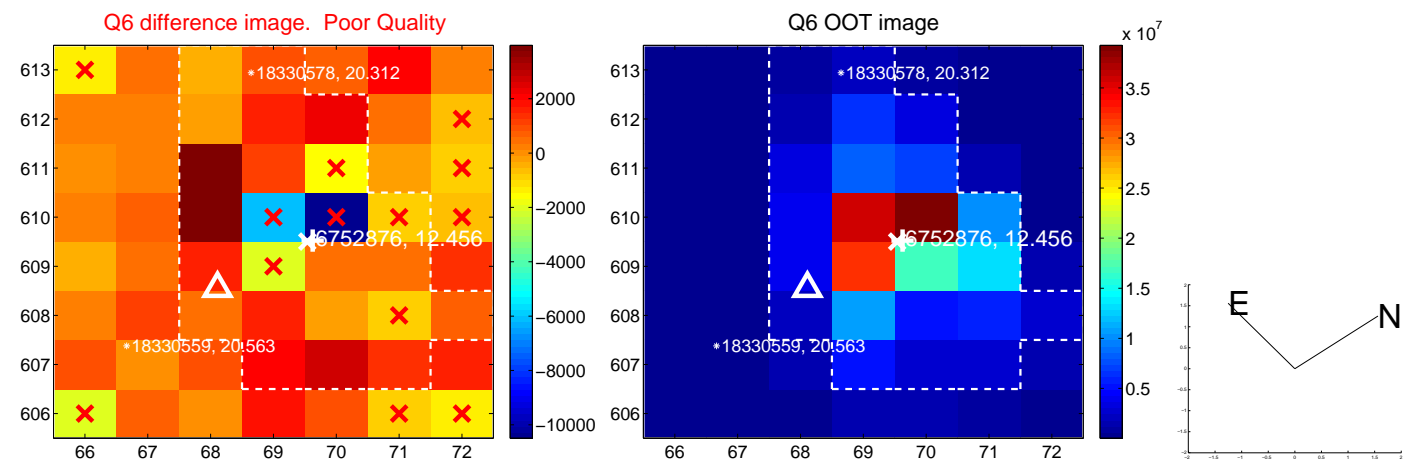
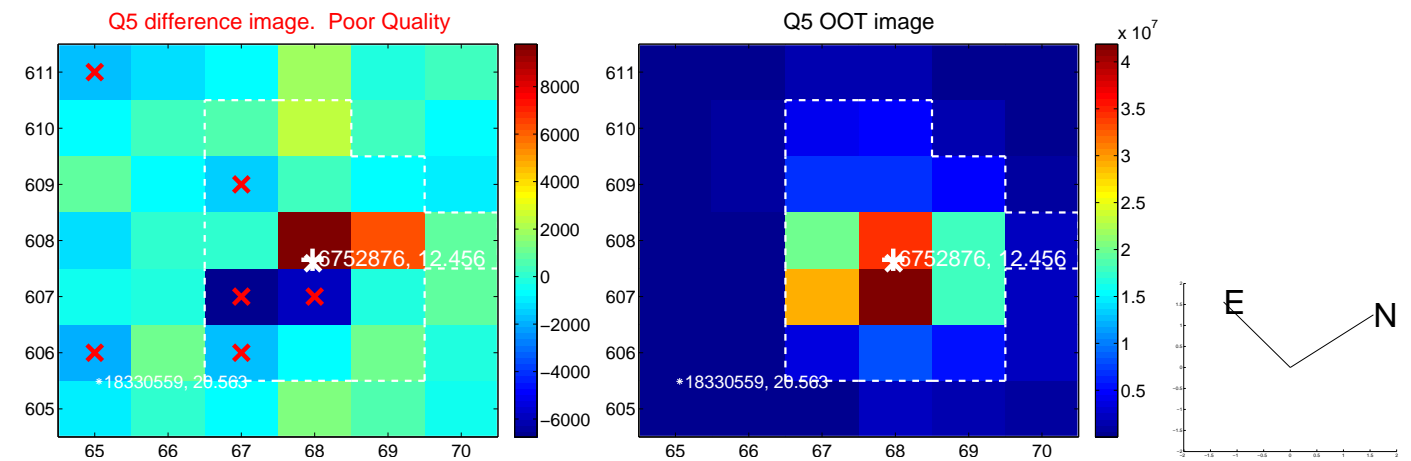


Centroid source offsets from the target star reconstructed from PRF and photometric centroids. Sky blue crosses: good quarterly centroid offsets; Vermillion crosses: bad quarterly centroid offsets; magenta cross: average over quarters. Length of the crosses: one- σ uncertainty. Blue circle: three- σ . Red *: target star. Blue *: Other stars. Text next to a star gives its KIC ID and kepmag. KIC IDs > 15,000,000 are from the UKIRT catalog.

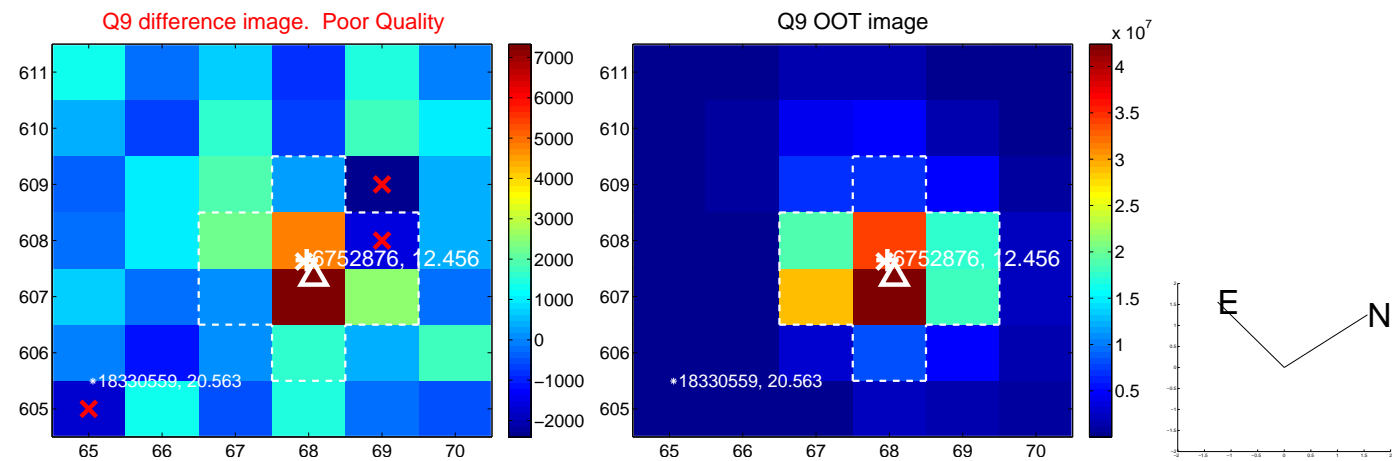
white \times : KIC target position; +: OOT centroid; \triangle : difference centroid. red \times : large negative pixel value.



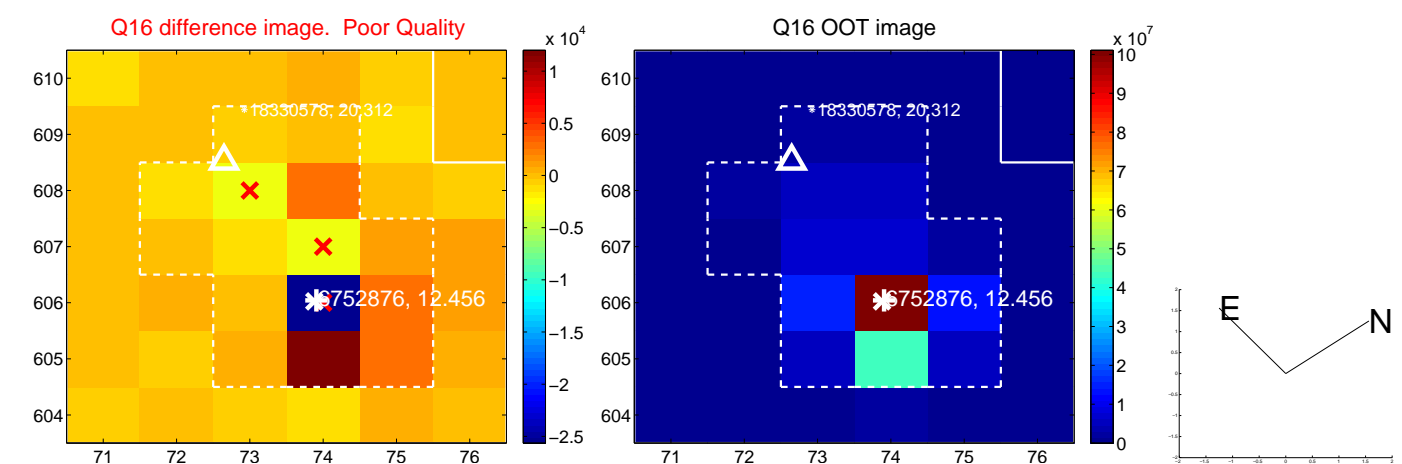
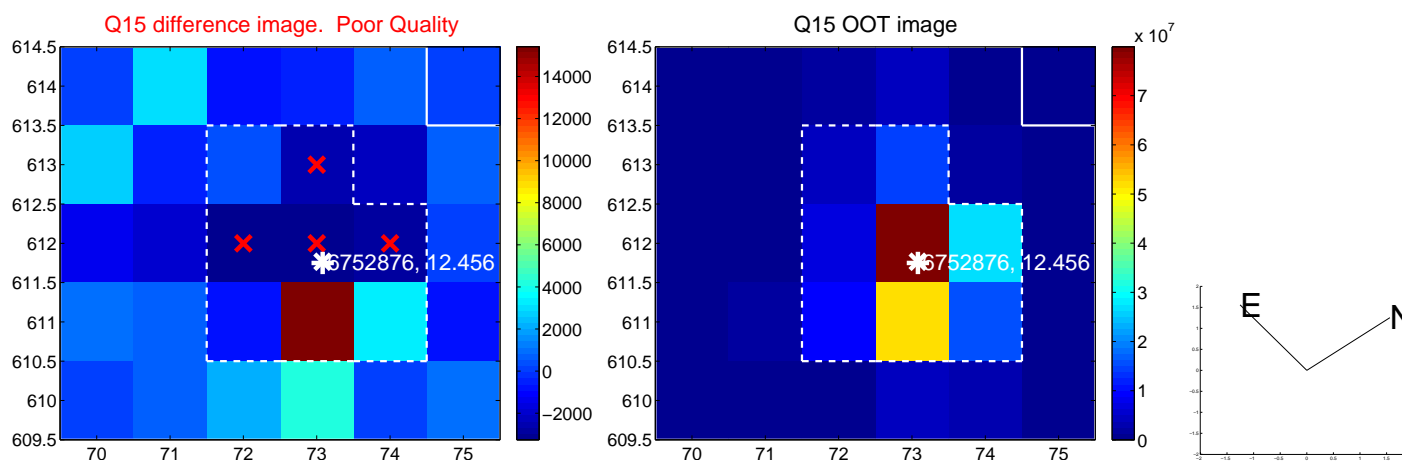
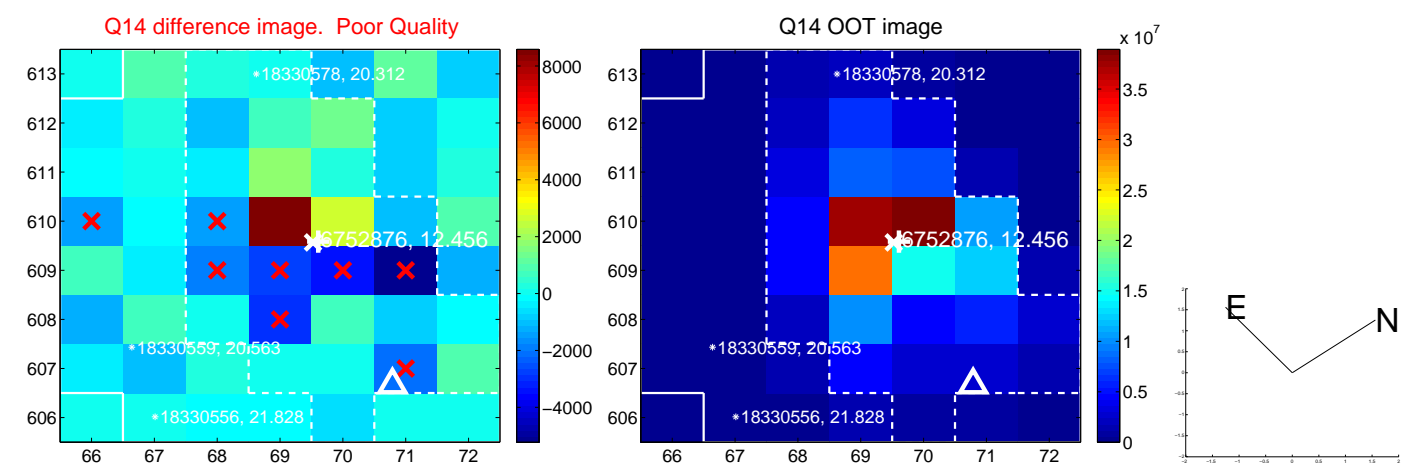
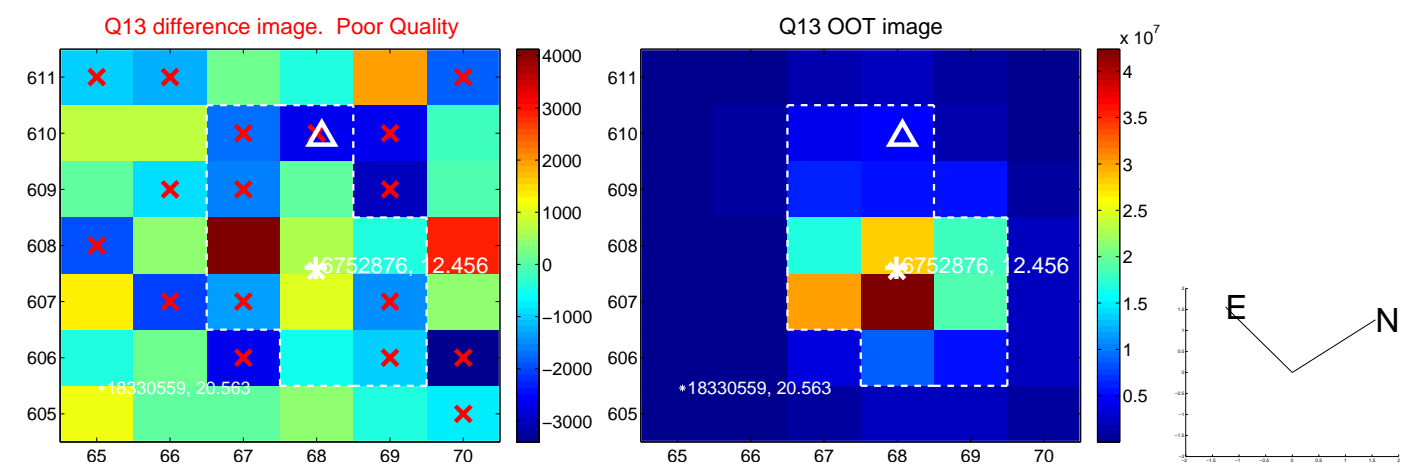
white \times : KIC target position; +: OOT centroid; \triangle : difference centroid. red \times : large negative pixel value.



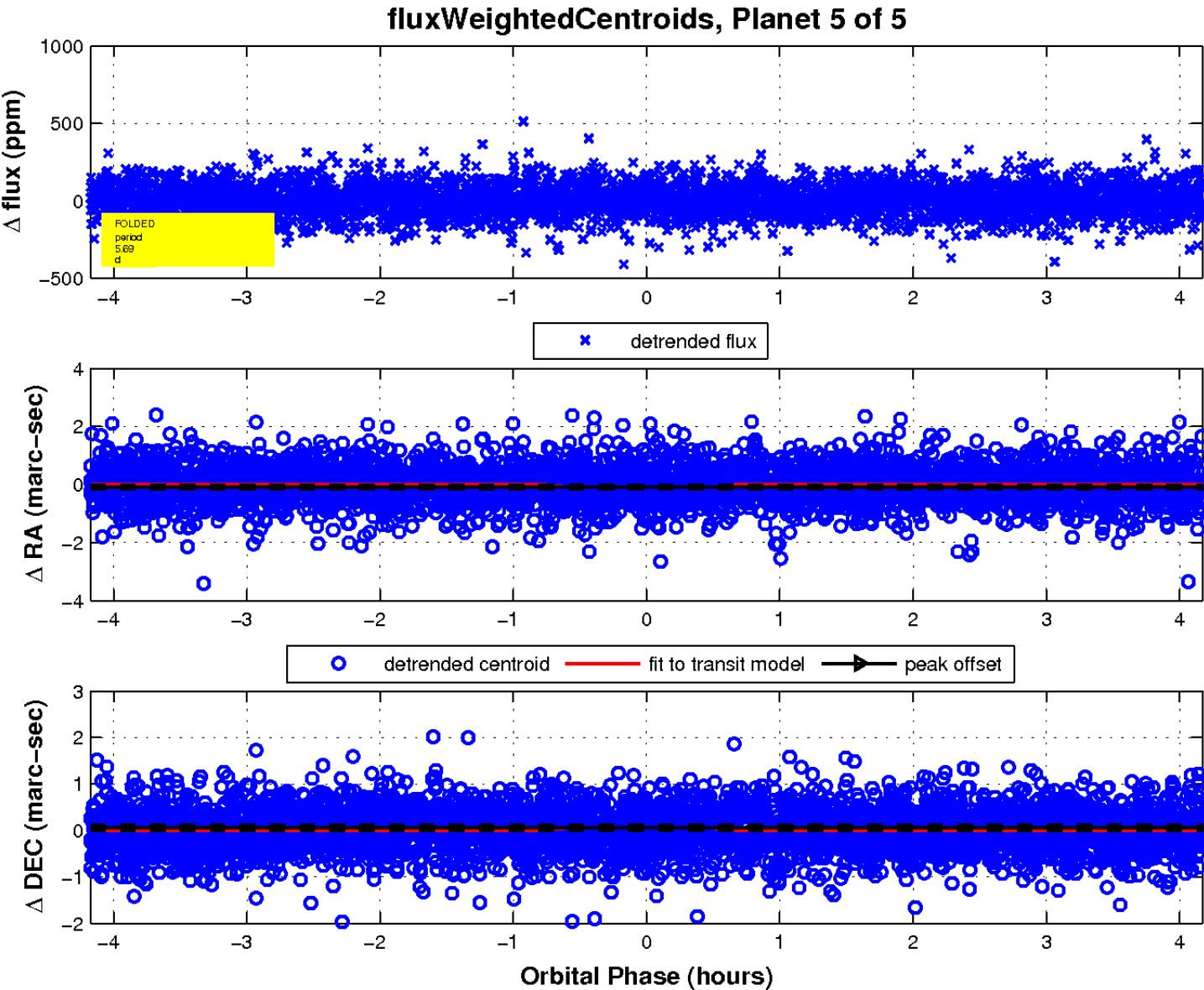
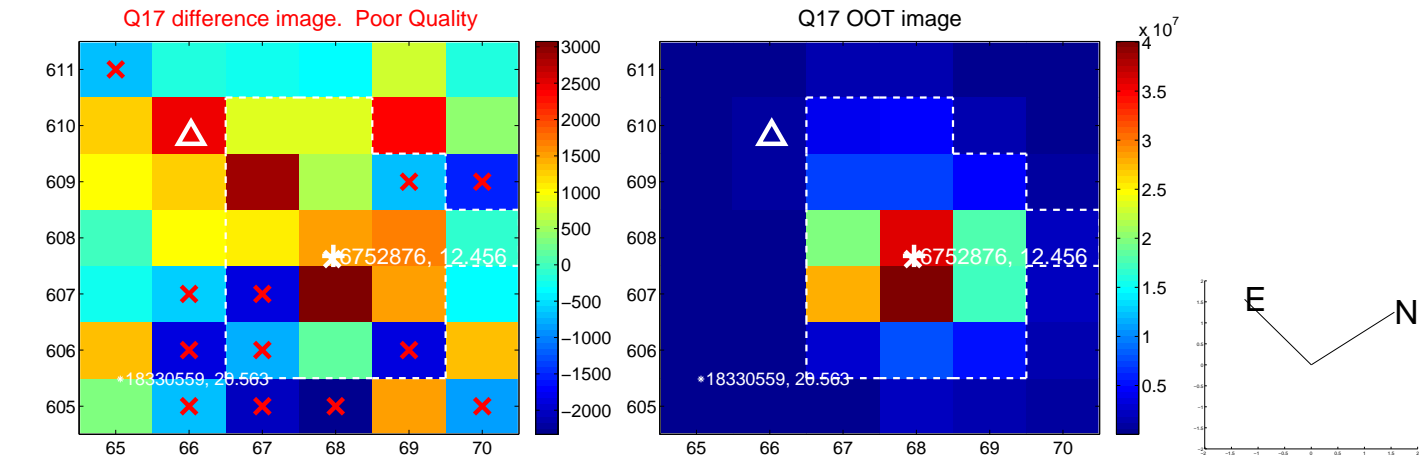
white \times : KIC target position; +: OOT centroid; \triangle : difference centroid. red \times : large negative pixel value.



white \times : KIC target position; $+$: OOT centroid; \triangle : difference centroid. red \times : large negative pixel value.



white \times : KIC target position; $+$: OOT centroid; \triangle : difference centroid. red \times : large negative pixel value.



UKIRT Image

Declination

