

KIC 005966212

Q1-17 DR25 TCE Parameters

TCE	Run Type	KOI?	Period (Days)	Epoch (BKJD)	Depth (ppm)	Duration (Hours)	MES	SNR	R_{\star} (R_{\odot})	T_{\star} (K)	R_p (R_{\oplus})	S_p (S_{\oplus})
005966212-01	OBS	No	0.523461	131.787239	517.4	0.931	10.3	8.6	2.56	7714	6.81	83173.95
005966212-02	OBS	No	0.523413	131.548791	538.3	1.735	10.5	12.8	2.56	7714	6.90	83184.15
005966212-03	OBS	No	0.523419	131.714496	661.6	1.489	9.4	16.3	2.56	7714	6.74	83182.85

Robovetter Results

TCE	Run Type	Disp	Score	N	S	C	E	Comments
005966212-01	OBS	FP	0.00	1	0	0	0	LPP_DV—LPP_ALT—MOD_NONUNIQ_DV—MOD_NONUNIQ_ALT—CENT_FEW_DIFFS
005966212-02	OBS	FP	0.00	1	0	0	0	LPP_DV—LPP_ALT—SAME_NTL_PERIOD—CENT_FEW_DIFFS
005966212-03	OBS	FP	0.00	1	0	0	0	LPP_DV—SAME_NTL_PERIOD—CENT_FEW_DIFFS

Notes: OBS = Observed. INJ = Injected. INV = Inverted. SCR = Scrambled.

N = Not Transit-Like. S = Stellar Eclipse. C = Centroid Offset. E = Ephemeris Match.

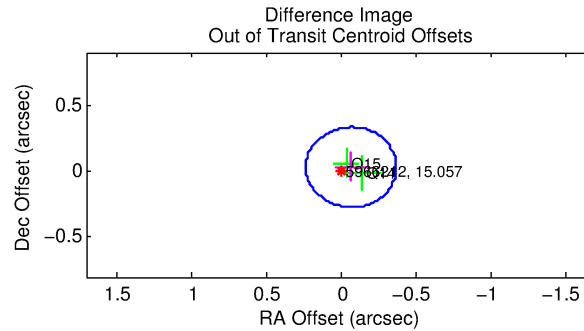
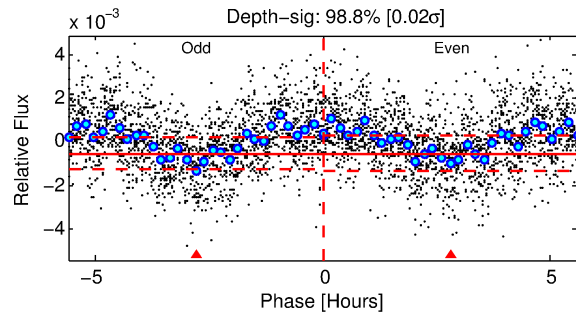
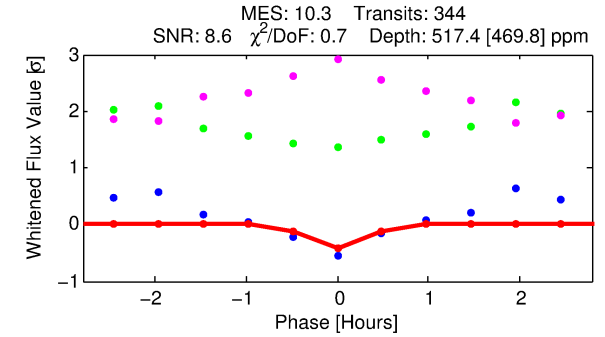
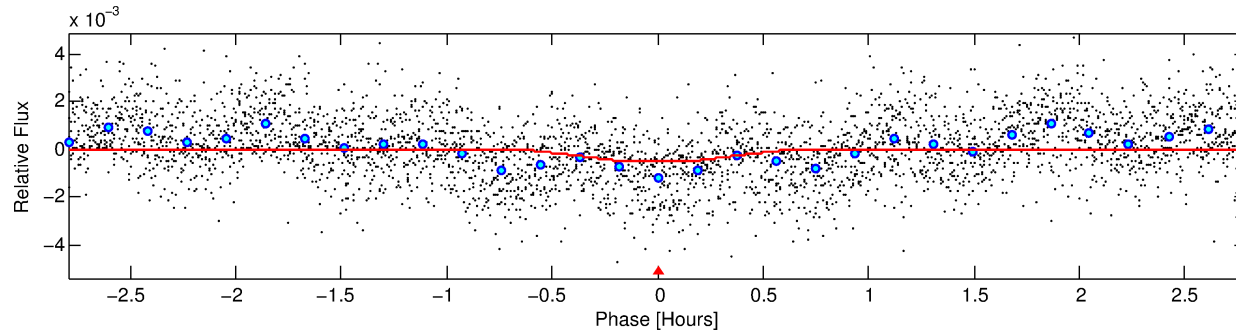
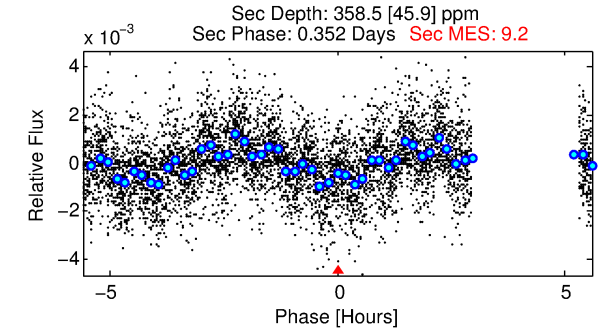
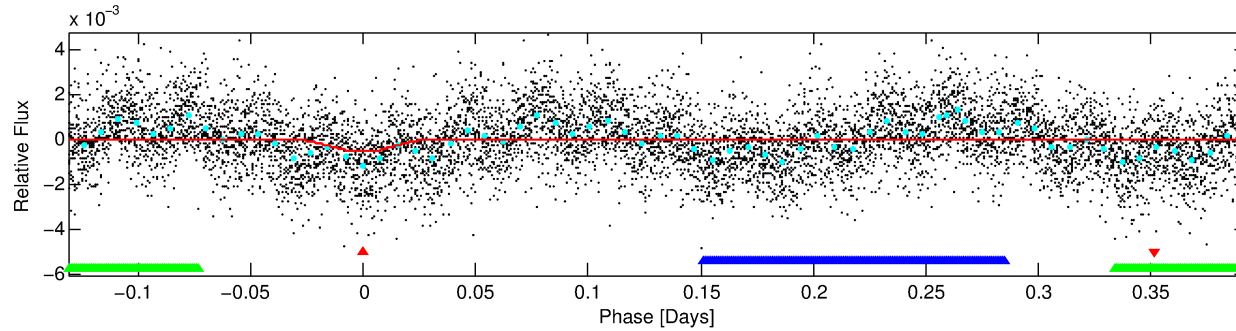
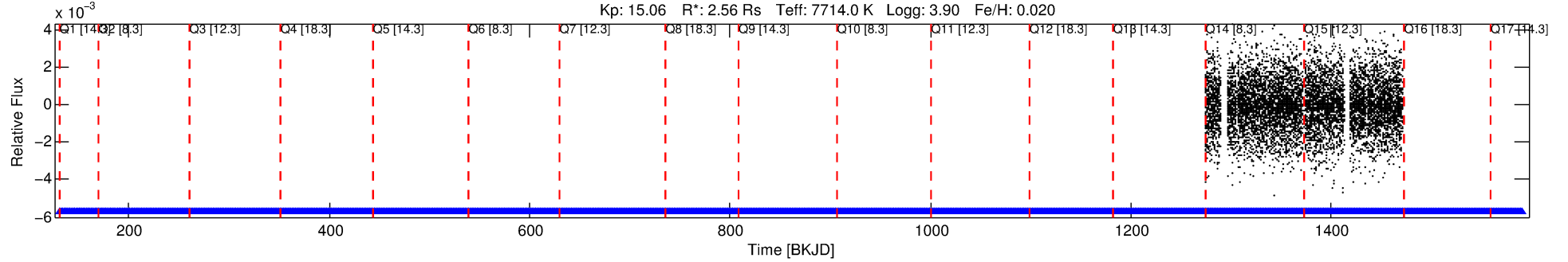
See http://exoplanetarchive.ipac.caltech.edu/docs/API_kepcandidate_columns.html#proj_disp_col for comment definitions.

Ephemeris Match Information For 005966212-01

No Significant Match Found

DV One-Page Summary

KIC: 5966212 Candidate: 1 of 3 Period: 0.523 d



DV Fit Results:

Period = 0.52346 [0.00009] d
Epoch = 131.7872 [0.0018] BKJD
Rp/R* = 0.0244 [0.0192]
a/R* = 2.30 [7.23]
b = 0.90 [0.83]
Seff = 83173.95 [40700.35]
Teq = 4330 [530] K
Rp = 6.81 [5.85] Re
a = 0.0158 [0.0048] AU
Ag = 1.06 [1.74] [0.03 σ]
Teffp = 6793 [2698] K [0.90 σ]

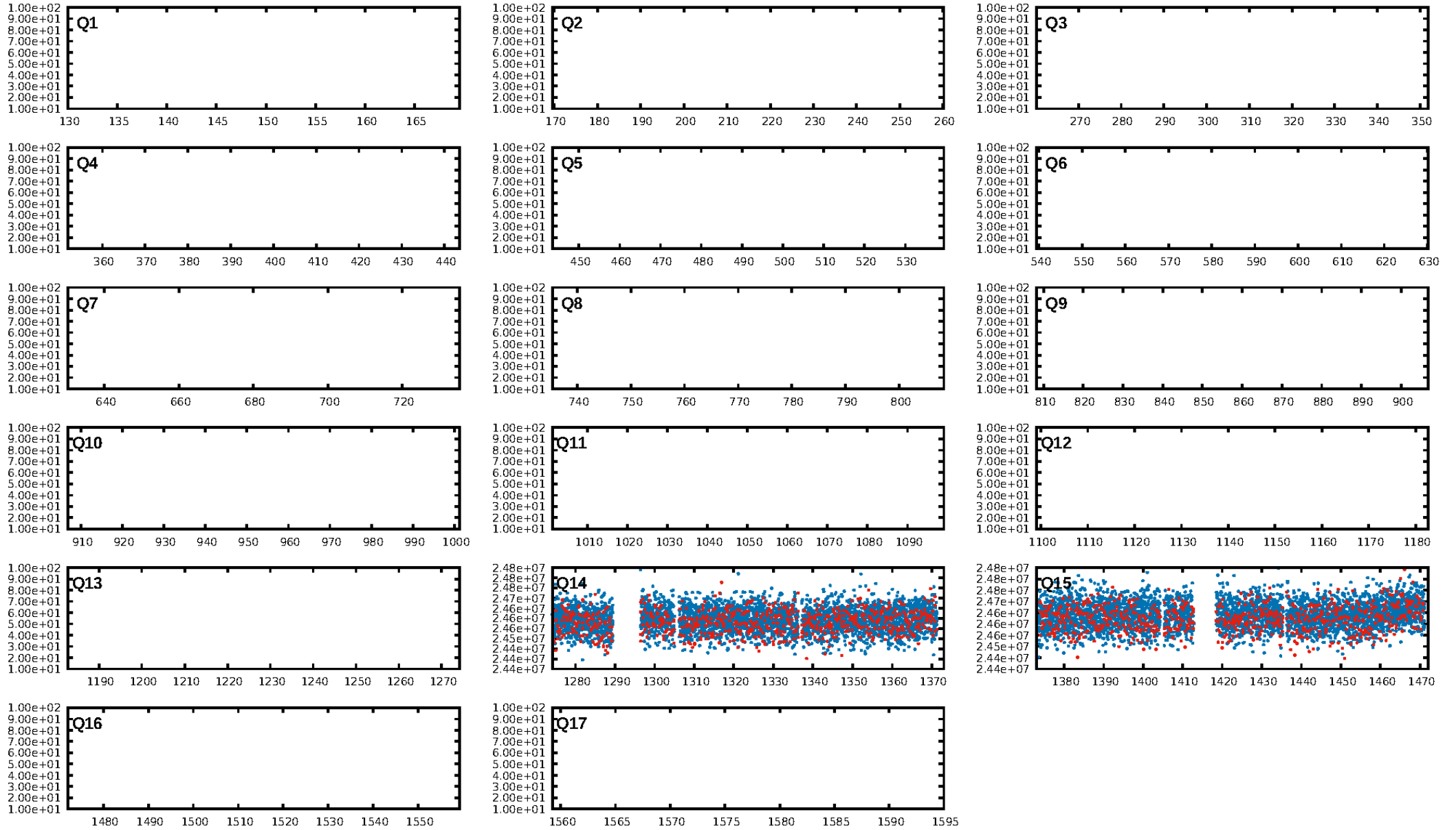
DV Diagnostic Results:

ShortPeriod-sig: 0.0% [0.00 σ]
LongPeriod-sig: N/A
ModelChiSquare2-sig: N/A
ModelChiSquareGof-sig: N/A
Bootstrap-pfa: N/A
RollingBand-fgt: 1.00 [344/344]
GhostDiagnostic-chr: 6.574
Centroid-sig: 0.0%
Centroid-so: 1.337 arcsec [3.16 σ]
OotOffset-rm: 0.077 arcsec [0.77 σ]
OotOffset-st: 1/1/0/0 [2]
KicOffset-rm: 0.188 arcsec [1.89 σ]
KicOffset-st: 1/1/0/0 [2]
DiffImageQuality-fgm: 1.00 [2/2]
DiffImageOverlap-fno: 0.00 [0/2]

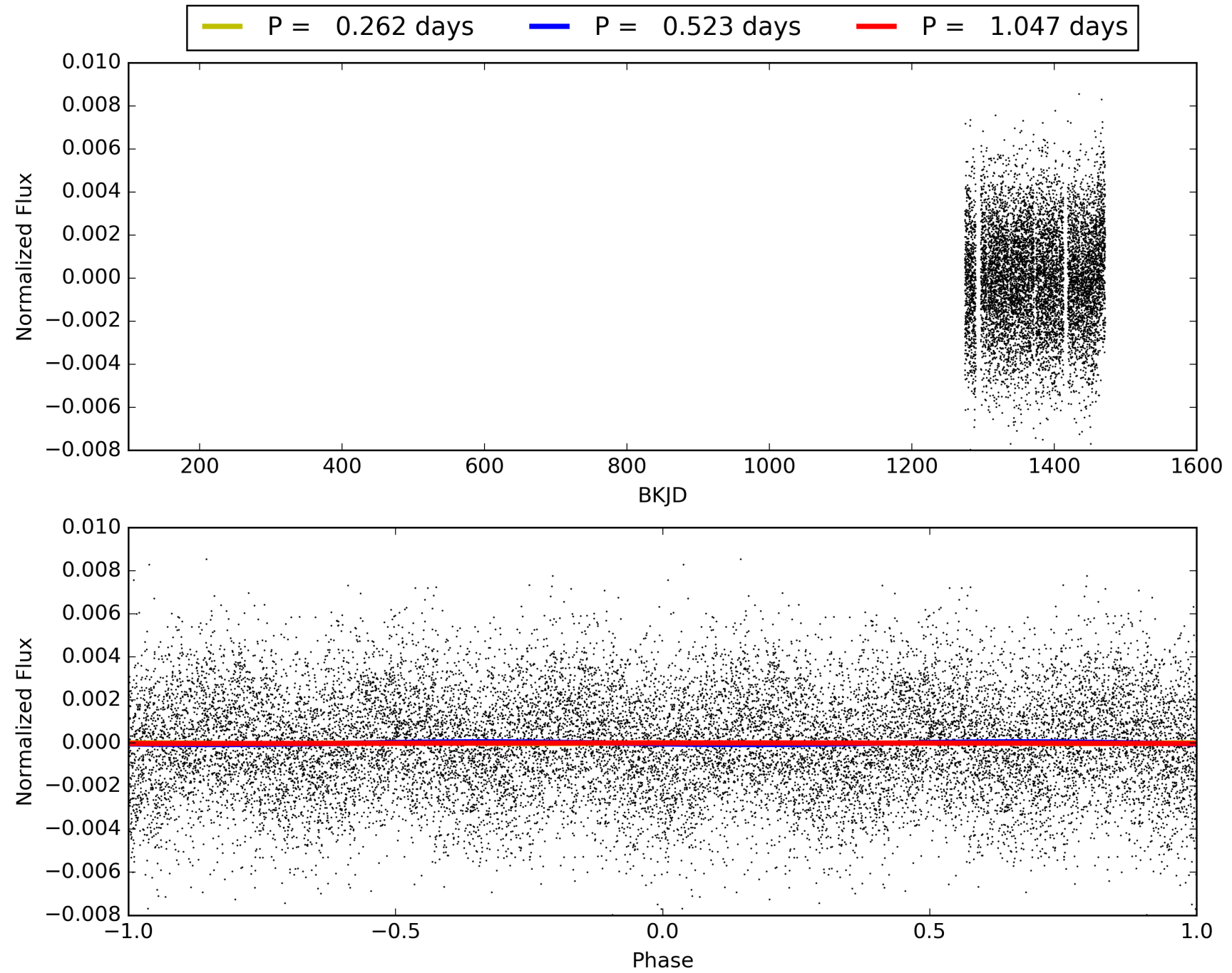
Software Revision: svn+ssh://murzim/repo/soc/tags/release/9.3.42@60958 -- Date Generated: 03-Feb-2016 01:46:42 Z

This Data Validation Report Summary was produced in the Kepler Science Operations Center Pipeline at NASA Ames Research Center

TCE 005966212-01, PDC Light Curves

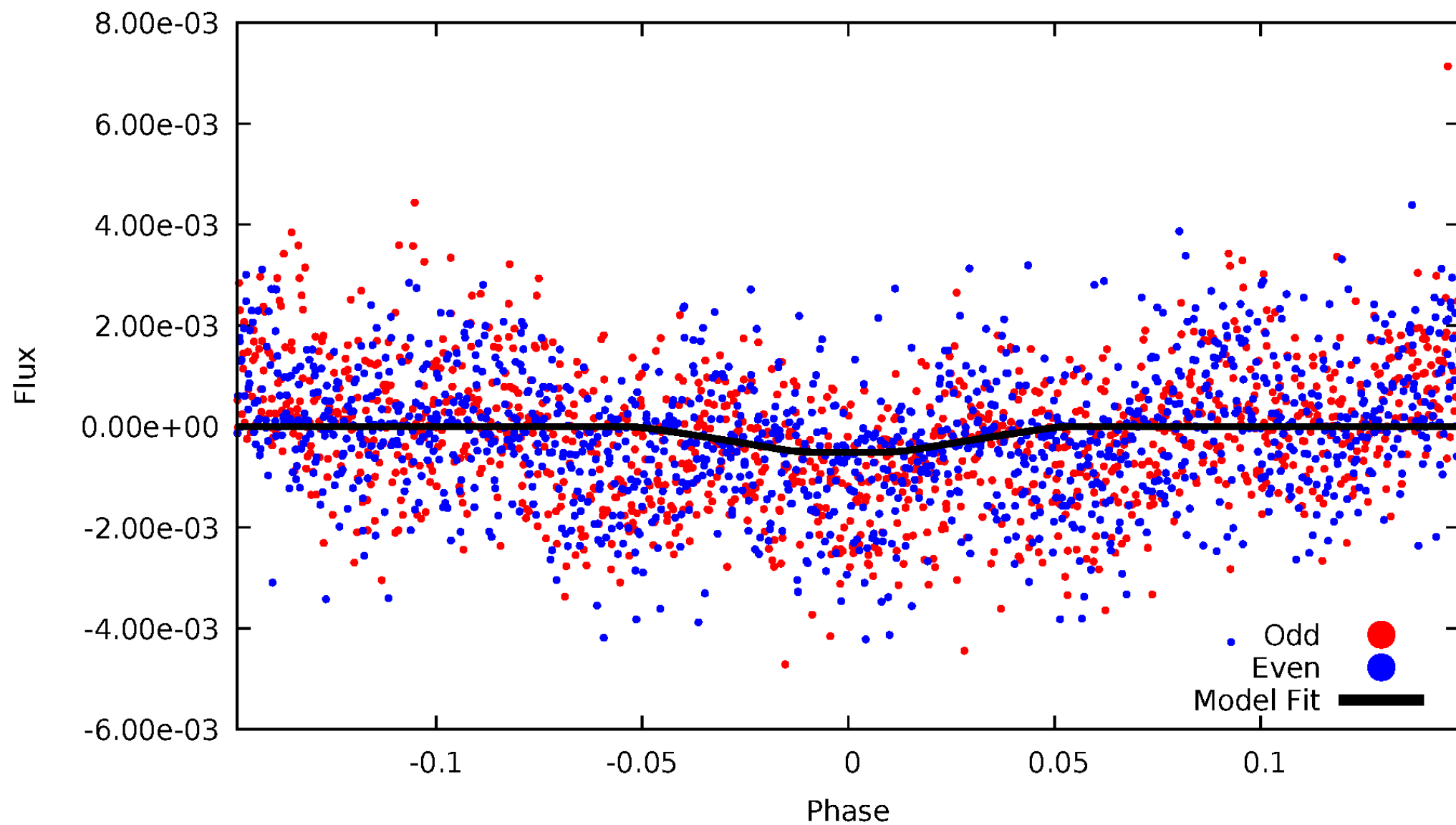


TCE 005966212-01



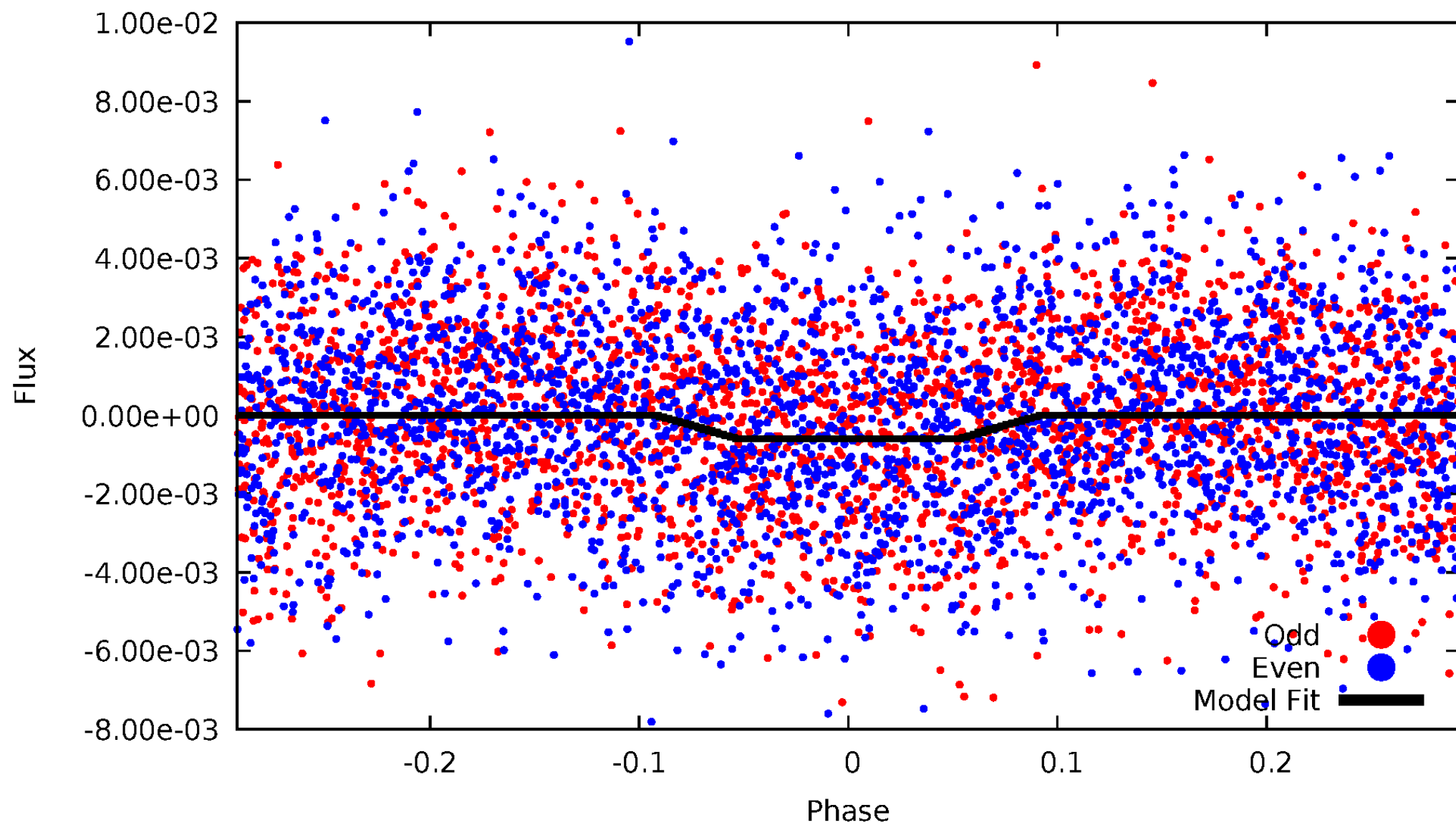
DV Odd/Even

TCE 005966212-01



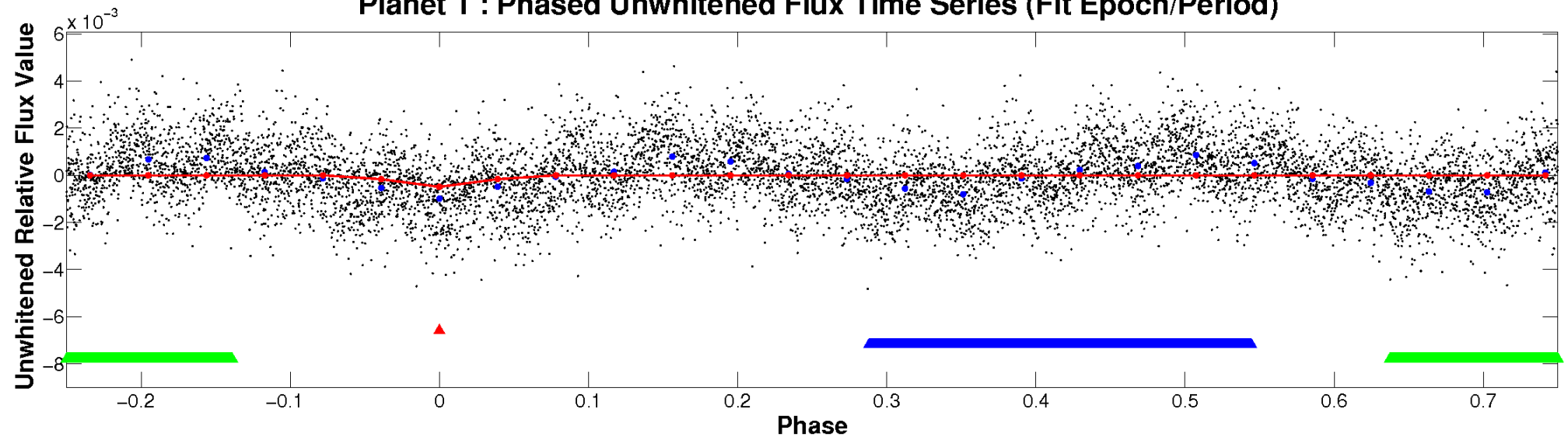
ALT Odd/Even

TCE 005966212-01

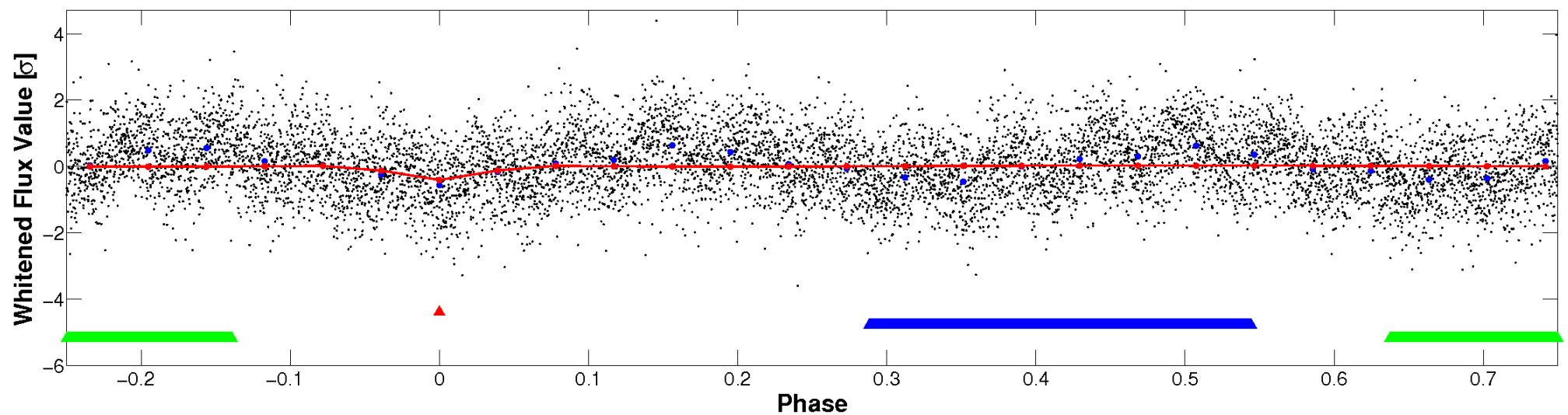


Non-Whitened Vs. Whitened Light Curve

Planet 1 : Phased Unwhitened Flux Time Series (Fit Epoch/Period)

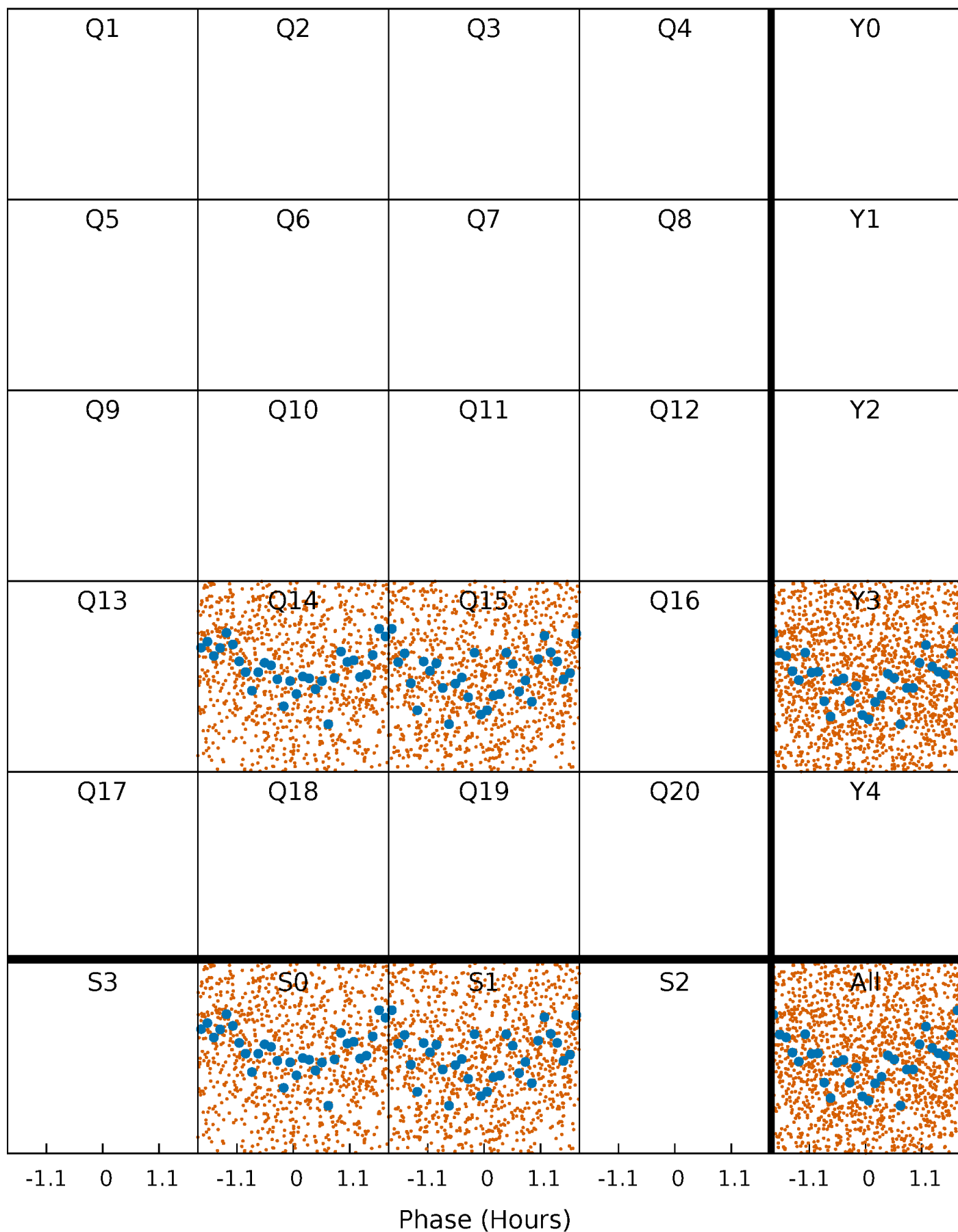


Planet 1 : Phased Whitened Flux Time Series (Fit Epoch/Period)



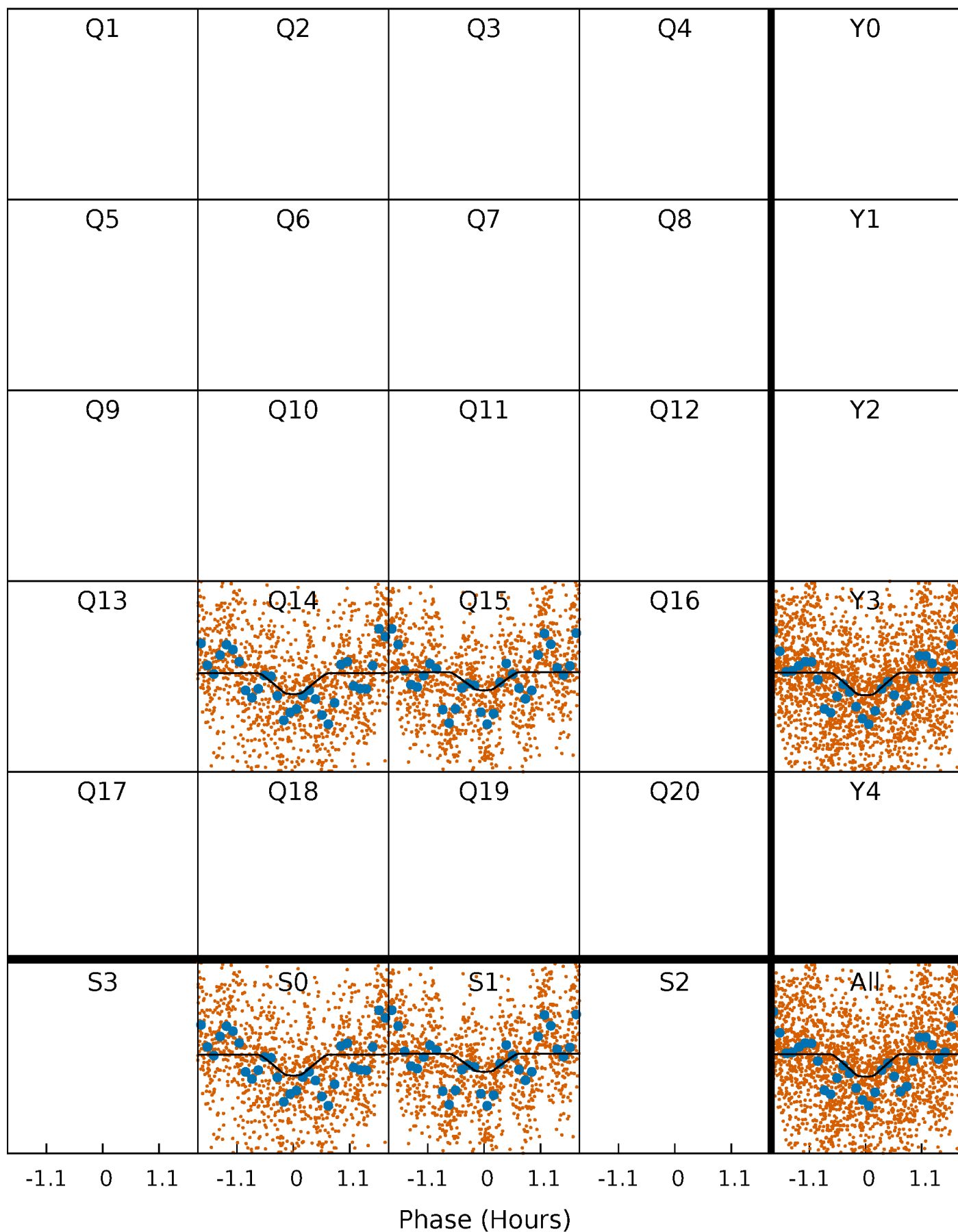
PDC Quarter-Phased Transit Curves

TCE 005966212-01 P= 0.523461 Days $T_0=131.787239$ (BKJD)



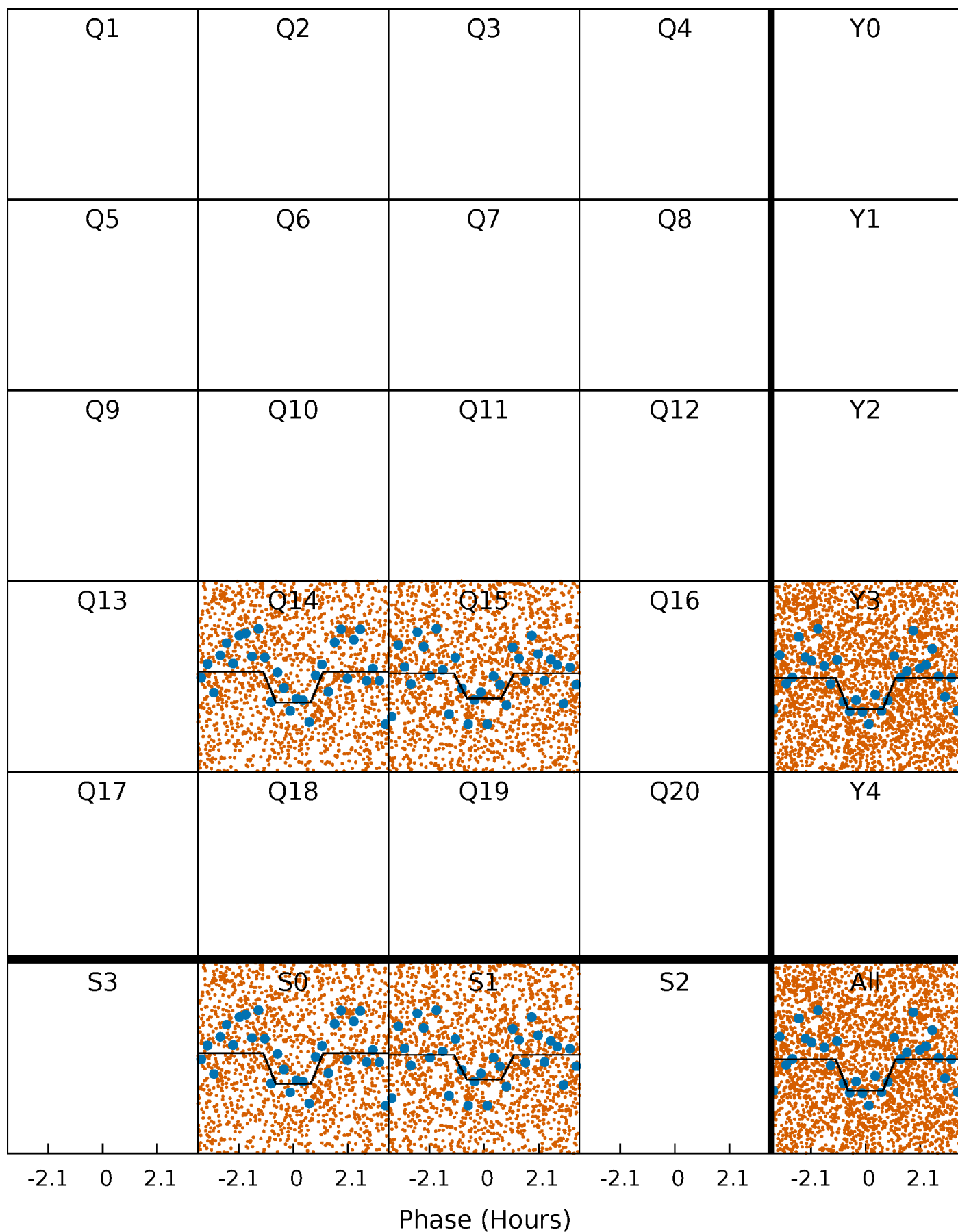
DV Quarter-Phased Transit Curves

TCE 005966212-01 P= 0.523461 Days $T_0=131.787239$ (BKJD)



Alt. Detrend Quarter-Phased Transit Curves

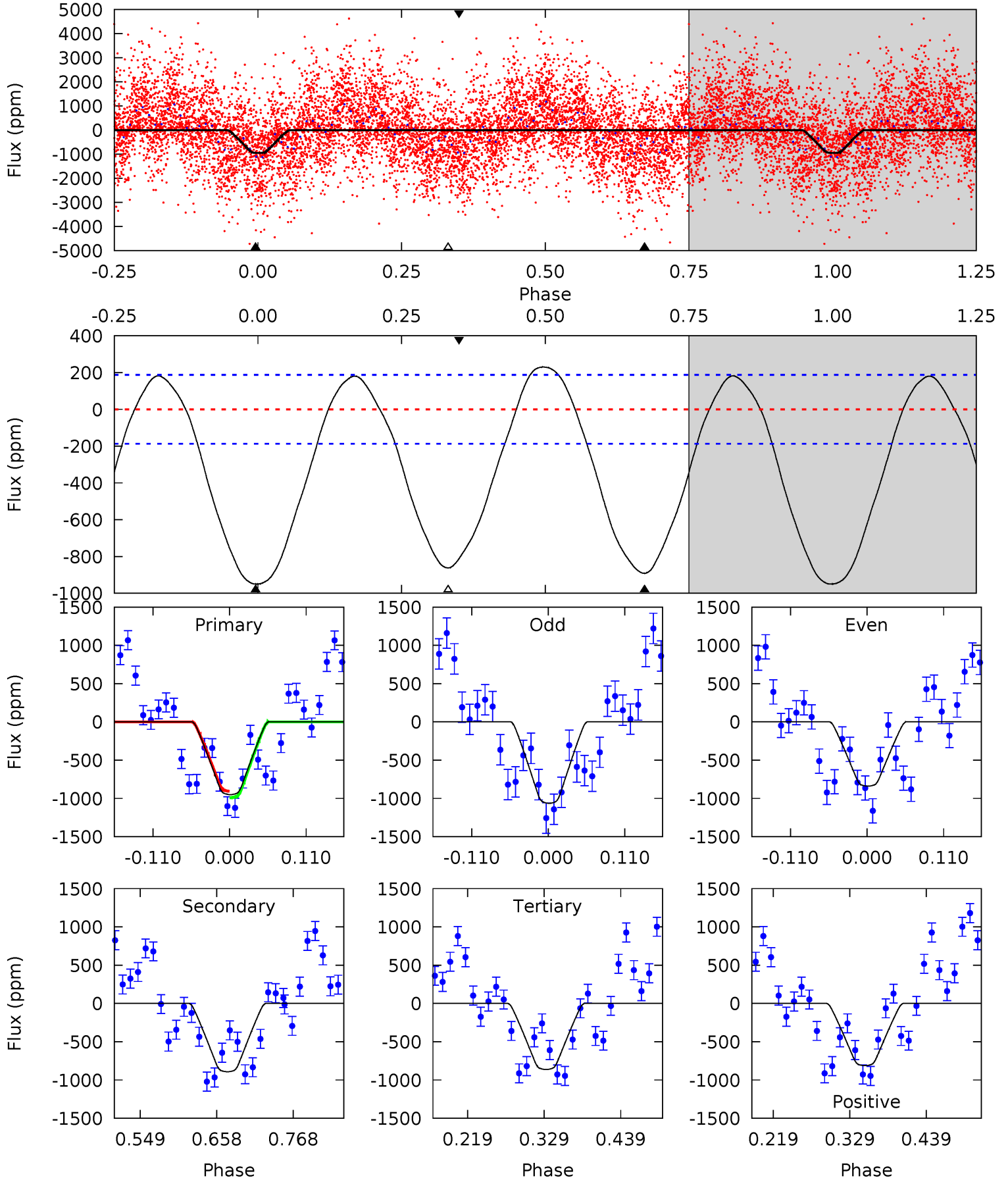
TCE 005966212-01 P= 0.523461 Days $T_0=131.787239$ (BKJD)



DV Model-Shift Uniqueness Test

005966212-01, P = 0.523461 Days, E = 131.787239 Days

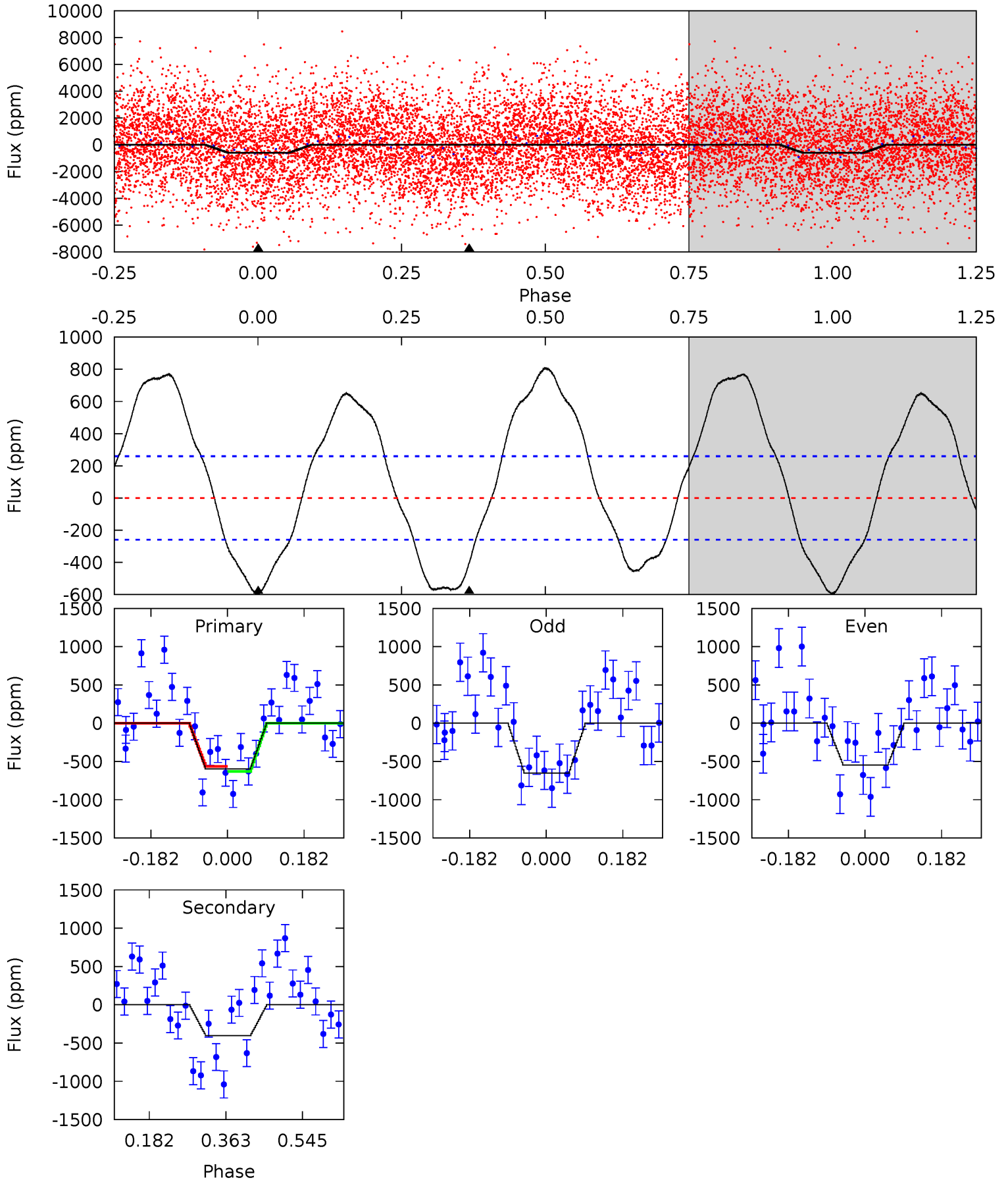
Pri	Sec	Ter	Pos	FA ₁	FA ₂	F _{Red}	Pri-Ter	Pri-Pos	Sec-Ter	Sec-Pos	Odd-Evn	DMM	Shape	TAT
23.1	21.7	20.9	-19.7	4.55	1.60	8.61	2.13	42.8	0.72	41.4	2.71	1.07	0.20	0.98



Alt Model-Shift Uniqueness Test

005966212-01, P = 0.523461 Days, E = 131.787239 Days

Pri	Sec	Ter	Pos	FA ₁	FA ₂	F _{Red}	Pri-Ter	Pri-Pos	Sec-Ter	Sec-Pos	Odd-Evn	DMM	Shape	TAT
10.2	6.92	0	0	4.44	1.34	6.64	10.2	10.2	6.92	6.92	0.88	1.15	0.58	0.56



Stellar Parameters For KIC 005966212

	$T_{\text{eff}}(K)$	$\log(g)$	[Fe/H]	$R (R_{\odot})$	$M(M_{\odot})$	$p_{\star} (\text{g}\cdot\text{cm}^{-3})$
	7714^{+214}_{-322}	$3.905^{+0.260}_{-0.120}$	$0.020^{+0.200}_{-0.350}$	$2.557^{+0.472}_{-0.877}$	$1.913^{+0.082}_{-0.439}$	$0.161^{+0.296}_{-0.058}$
	+3%/-4%	+7%/-3%	+1000%/-1750%	+18%/-34%	+4%/-23%	+184%/-36%
Source	KIC0	KIC0	KIC0	DSEP		

KIC = Kepler Input Catalog; PHO = Photometry; SPE = Spectroscopy; AST = Asteroseismology
 TRA = Transits; DESP = Dartmouth Models; MULT = Multiple Models

Secondary Eclipse Parameters for KIC 005966212-01 / KOI

Detrend	Depth (ppm)	$R_p (R_{\oplus})$	$T_{max} (K)$	$T_{obs} (K)$	A_{obs}
DV	-892±41	$7.11^{+5.12}_{-4.16}$	5991^{+383}_{-490}	7761^{+8218}_{-2246}	$2.321^{+10.800}_{-1.514}$
Alt.	-404±58	$7.04^{+5.14}_{-4.05}$	5976^{+396}_{-509}	5960^{+5144}_{-2330}	$1.062^{+4.897}_{-0.702}$

T_{max} = Theoretical Maximum Planetary Temperature
 T_{obs} = Observed Planetary Temperature (Assuming A=0.3)
 A_{obs} = Observed Albedo (Assuming T=0)

If a secondary eclipse is present, the system is likely an EB if $T_{obs} \gg T_{max}$ AND $A_{obs} \gg 1.0$

DV Centroid Data

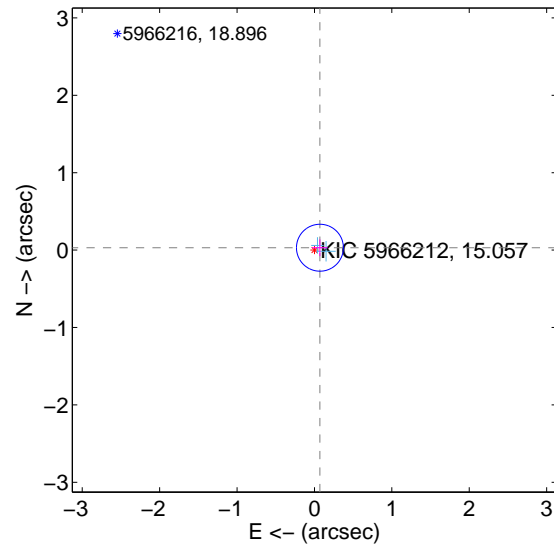
Supplemental centroid analysis for 005966212-01. Kepler magnitude: 15.06. Transit SNR 8.59

There are 2 quarters with good PRF difference image offsets

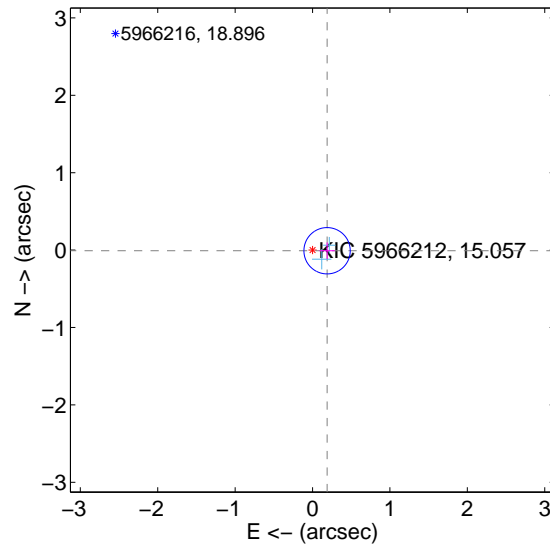
The direct PRF centroid is offset from the target star catalog position by about 0.18 arcsec

	Distance in arcsec	Distance / σ	Δ RA	Δ Dec
PRF-fit source offset from OOT	0.077 ± 0.101	0.77	-0.071 ± 0.100	0.031 ± 0.108
PRF-fit source offset from KIC position	0.188 ± 0.100	1.89	-0.188 ± 0.100	-0.008 ± 0.108
photometric centroid source offset	1.34 ± 0.42	3.16	-0.76 ± 0.42	1.10 ± 0.42

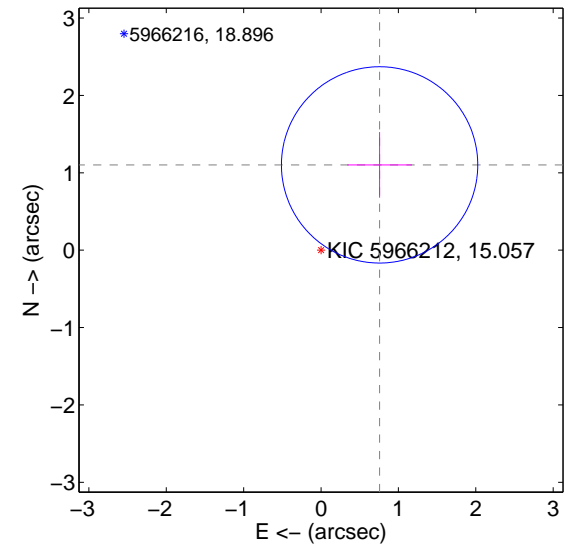
offset from difference PRF-fit to OOT PRF-fit



offset from difference PRF-fit to KIC position



offset from photometric centroids



Centroid source offsets from the target star reconstructed from PRF and photometric centroids. Sky blue crosses: good quarterly centroid offsets; Vermillion crosses: bad quarterly centroid offsets; magenta cross: average over quarters. Length of the crosses: one- σ uncertainty. Blue circle: three- σ . Red *: target star. Blue *: Other stars. Text next to a star gives its KIC ID and kepmag. KIC IDs > 15,000,000 are from the UKIRT catalog.

white \times : KIC target position; $+$: OOT centroid; \triangle : difference centroid. red \times : large negative pixel value.



white \times : KIC target position; $+$: OOT centroid; \triangle : difference centroid. red \times : large negative pixel value.



white \times : KIC target position; $+$: OOT centroid; \triangle : difference centroid. red \times : large negative pixel value.



white \times : KIC target position; $+$: OOT centroid; \triangle : difference centroid. red \times : large negative pixel value.

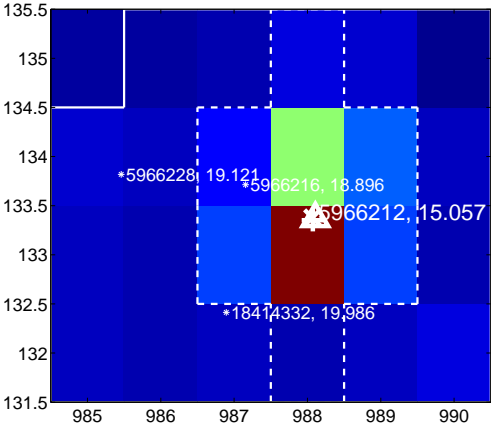
Q13 no difference image



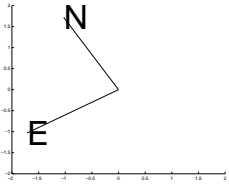
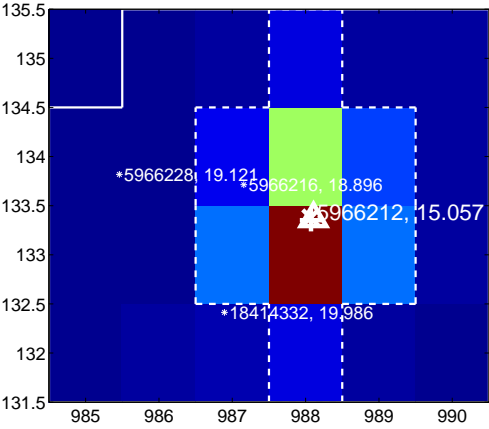
Q13 no OOT image



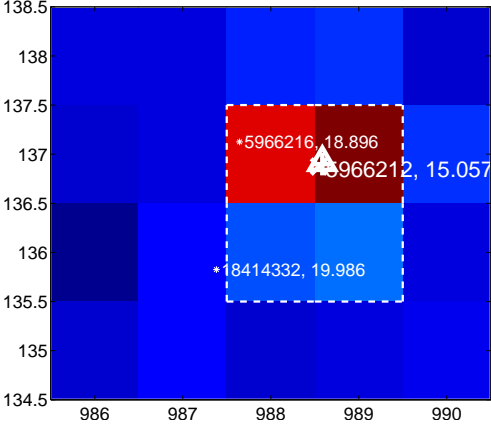
Q14 difference image



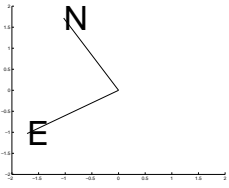
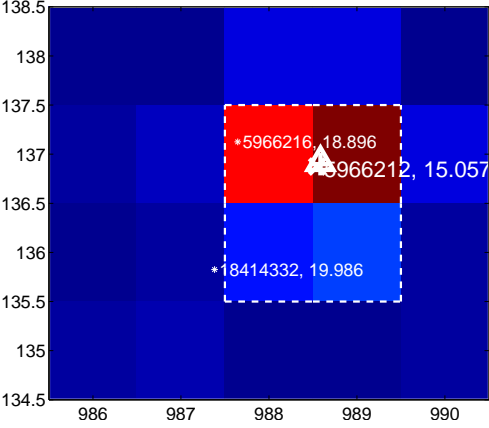
Q14 OOT image



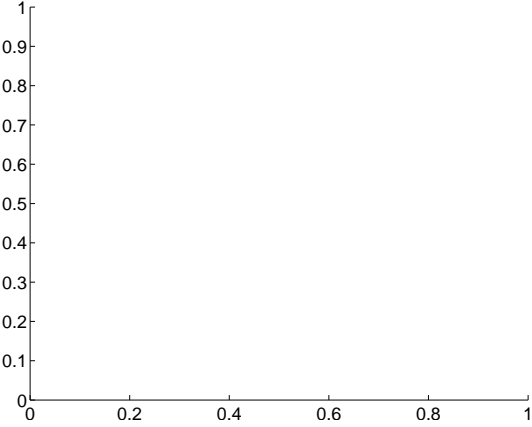
Q15 difference image



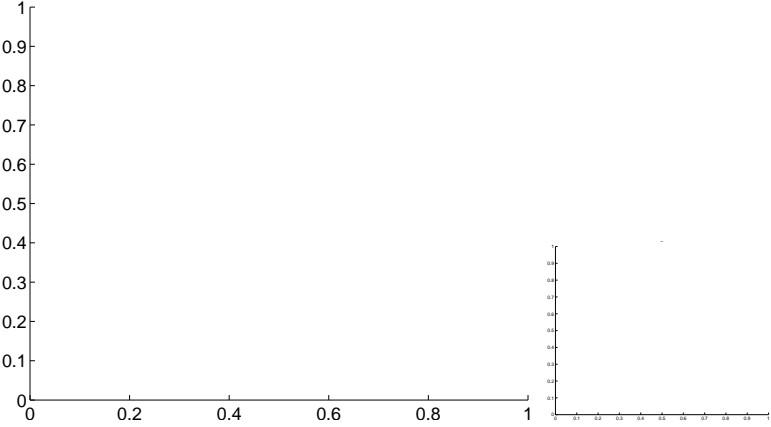
Q15 OOT image



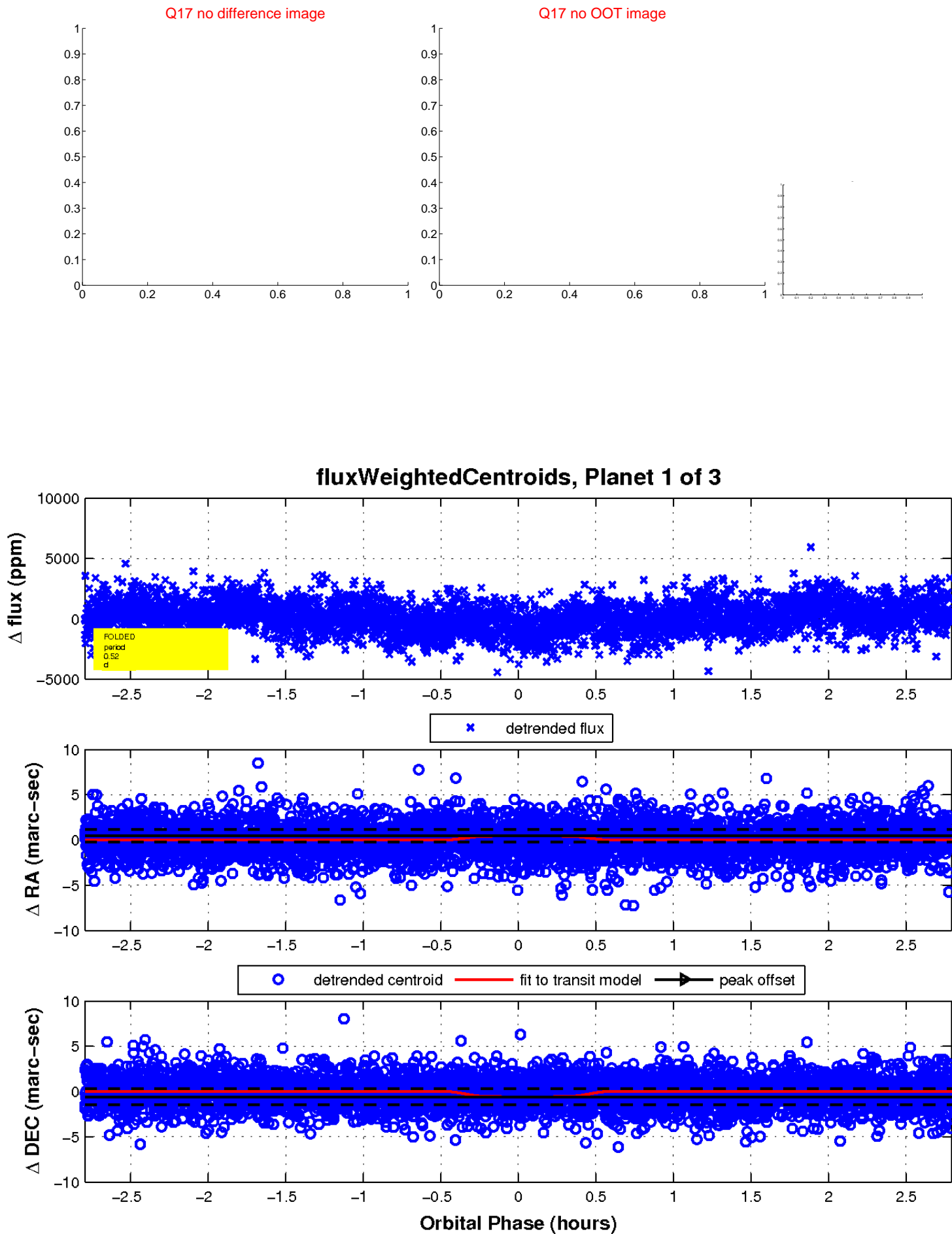
Q16 no difference image



Q16 no OOT image

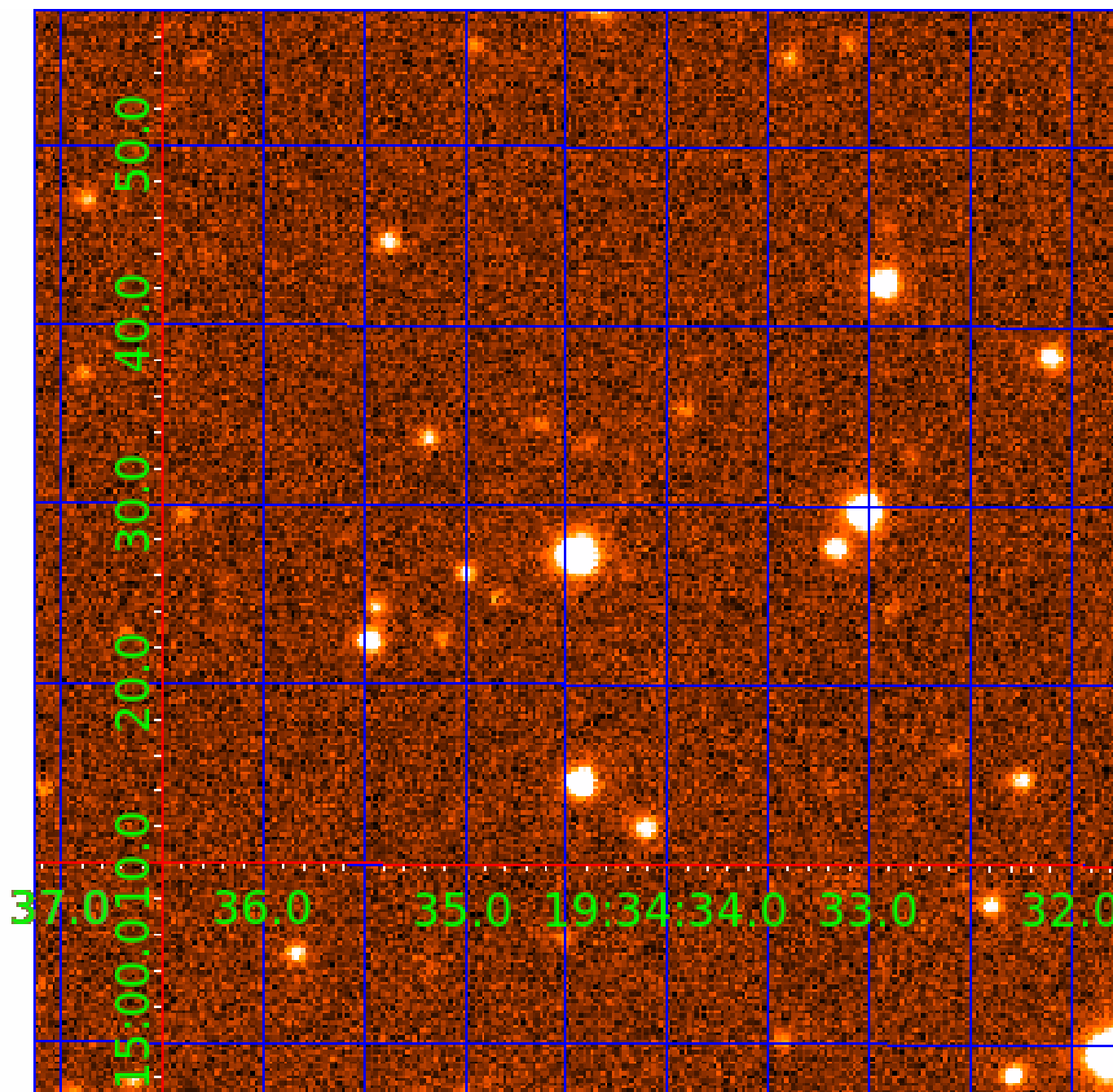


white \times : KIC target position; $+$: OOT centroid; \triangle : difference centroid. red \times : large negative pixel value.



UKIRT Image

Declination



KIC 005966212

Q1-17 DR25 TCE Parameters

TCE	Run Type	KOI?	Period (Days)	Epoch (BKJD)	Depth (ppm)	Duration (Hours)	MES	SNR	R_{\star} (R_{\odot})	T_{\star} (K)	R_p (R_{\oplus})	S_p (S_{\oplus})
005966212-01	OBS	No	0.523461	131.787239	517.4	0.931	10.3	8.6	2.56	7714	6.81	83173.95
005966212-02	OBS	No	0.523413	131.548791	538.3	1.735	10.5	12.8	2.56	7714	6.90	83184.15
005966212-03	OBS	No	0.523419	131.714496	661.6	1.489	9.4	16.3	2.56	7714	6.74	83182.85

Robovetter Results

TCE	Run Type	Disp	Score	N	S	C	E	Comments
005966212-01	OBS	FP	0.00	1	0	0	0	LPP_DV—LPP_ALT—MOD_NONUNIQ_DV—MOD_NONUNIQ_ALT—CENT_FEW_DIFFS
005966212-02	OBS	FP	0.00	1	0	0	0	LPP_DV—LPP_ALT—SAME_NTL_PERIOD—CENT_FEW_DIFFS
005966212-03	OBS	FP	0.00	1	0	0	0	LPP_DV—SAME_NTL_PERIOD—CENT_FEW_DIFFS

Notes: OBS = Observed. INJ = Injected. INV = Inverted. SCR = Scrambled.

N = Not Transit-Like. S = Stellar Eclipse. C = Centroid Offset. E = Ephemeris Match.

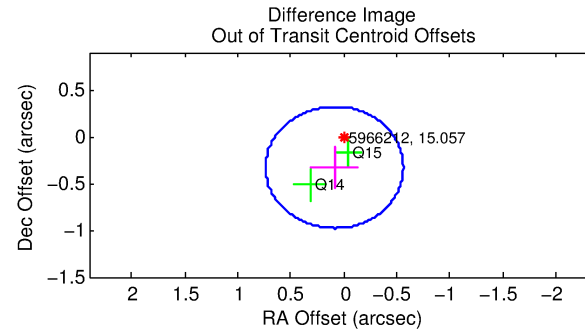
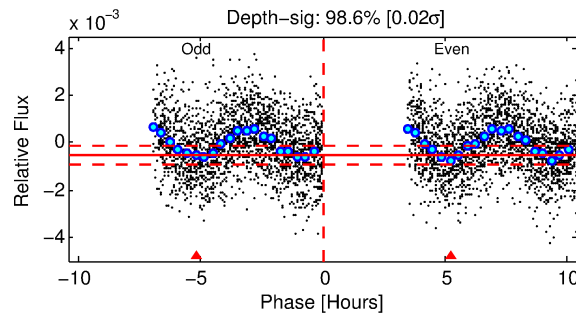
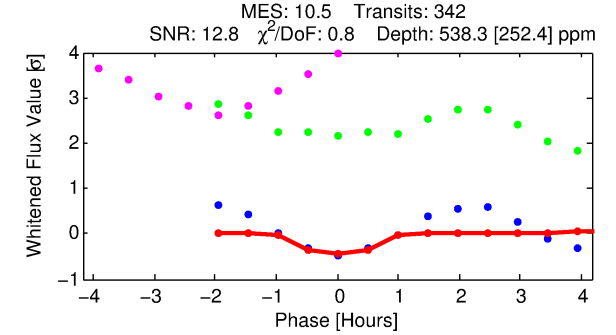
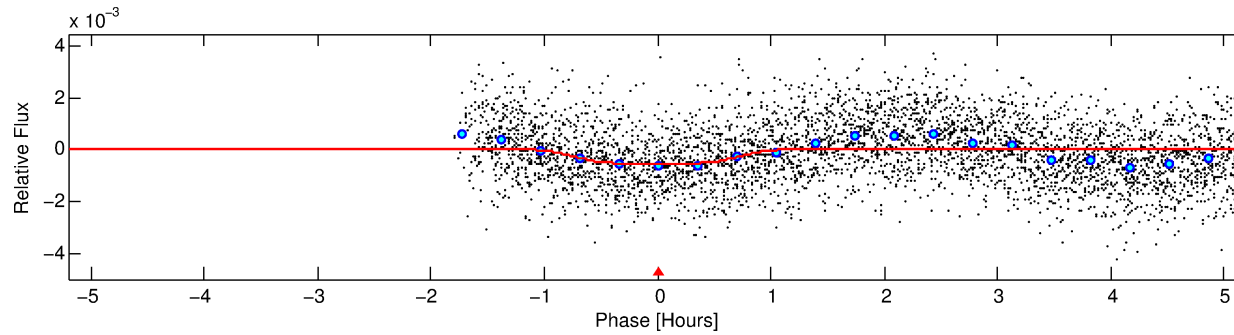
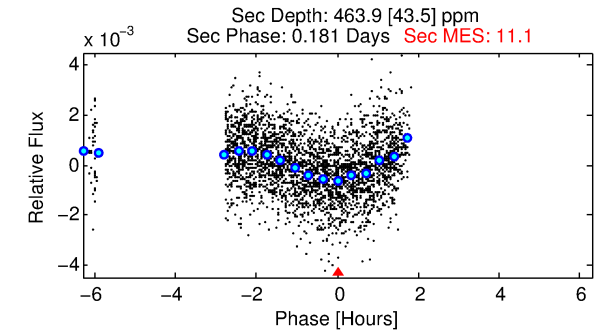
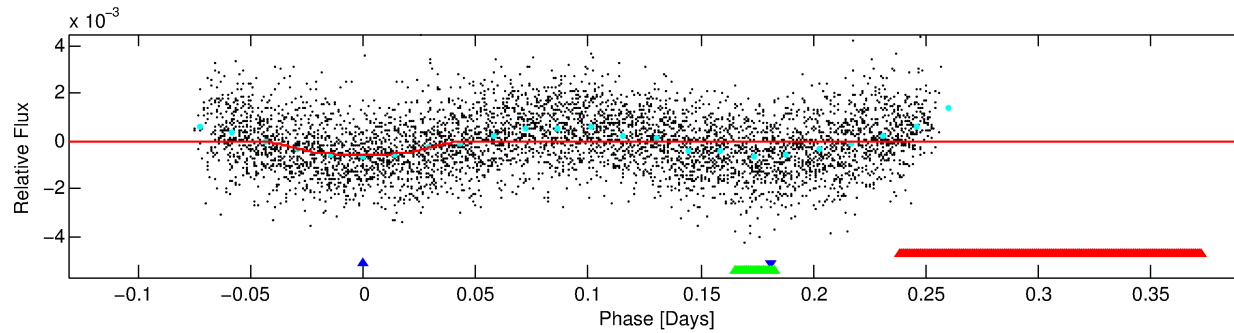
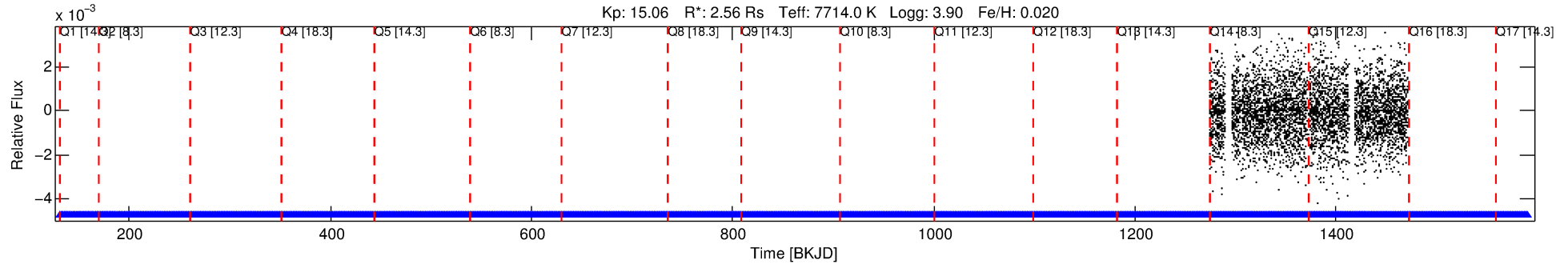
See http://exoplanetarchive.ipac.caltech.edu/docs/API_kepcandidate_columns.html#proj_disp_col for comment definitions.

Ephemeris Match Information For 005966212-02

No Significant Match Found

DV One-Page Summary

KIC: 5966212 Candidate: 2 of 3 Period: 0.523 d



DV Fit Results:

Period = 0.52341 [0.00004] d
Epoch = 131.5488 [0.0019] BKJD
Rp/R* = 0.0247 [0.0094]
a/R* = 1.47 [1.33]
b = 0.90 [0.36]
Seff = 83184.15 [40705.33]
Teq = 4330 [530] K
Rp = 6.90 [3.52] Re
a = 0.0158 [0.0048] AU
Ag = 1.34 [1.19] [0.28 σ]
Teffp = 7202 [1406] K [1.91 σ]

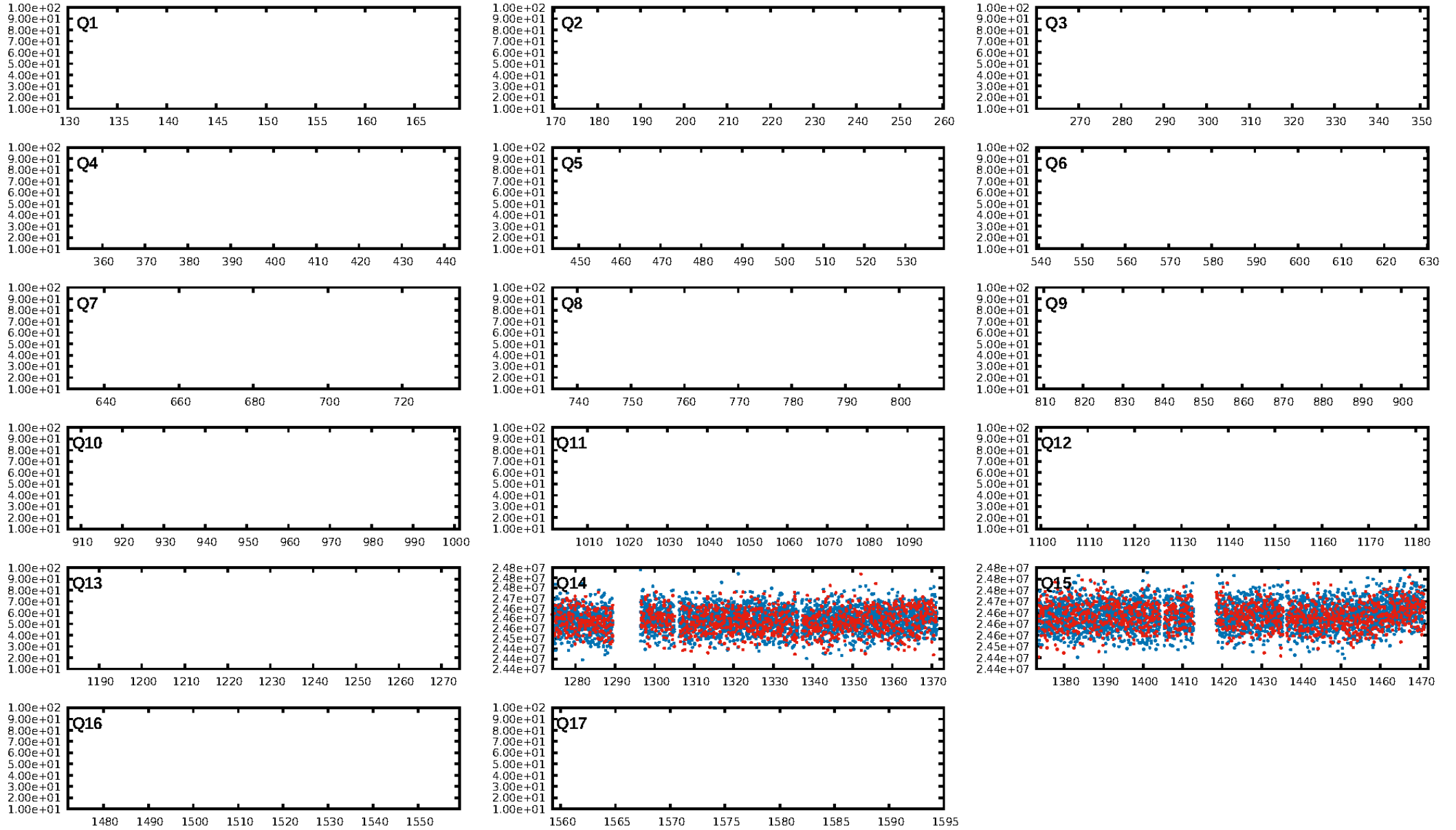
DV Diagnostic Results:

ShortPeriod-sig: N/A
LongPeriod-sig: 0.0% [0.00 σ]
ModelChiSquare2-sig: N/A
ModelChiSquareGof-sig: N/A
Bootstrap-pfa: N/A
RollingBand-fgt: 1.00 [342/342]
GhostDiagnostic-chr: 7.719
Centroid-sig: 45.3%
Centroid-so: 0.204 arcsec [0.69 σ]
OotOffset-rm: 0.341 arcsec [1.57 σ]
OotOffset-st: 1/1/0/0 [2]
KicOffset-rm: 0.378 arcsec [1.38 σ]
KicOffset-st: 1/1/0/0 [2]
DiffImageQuality-fgm: 1.00 [2/2]
DiffImageOverlap-fno: 0.00 [0/2]

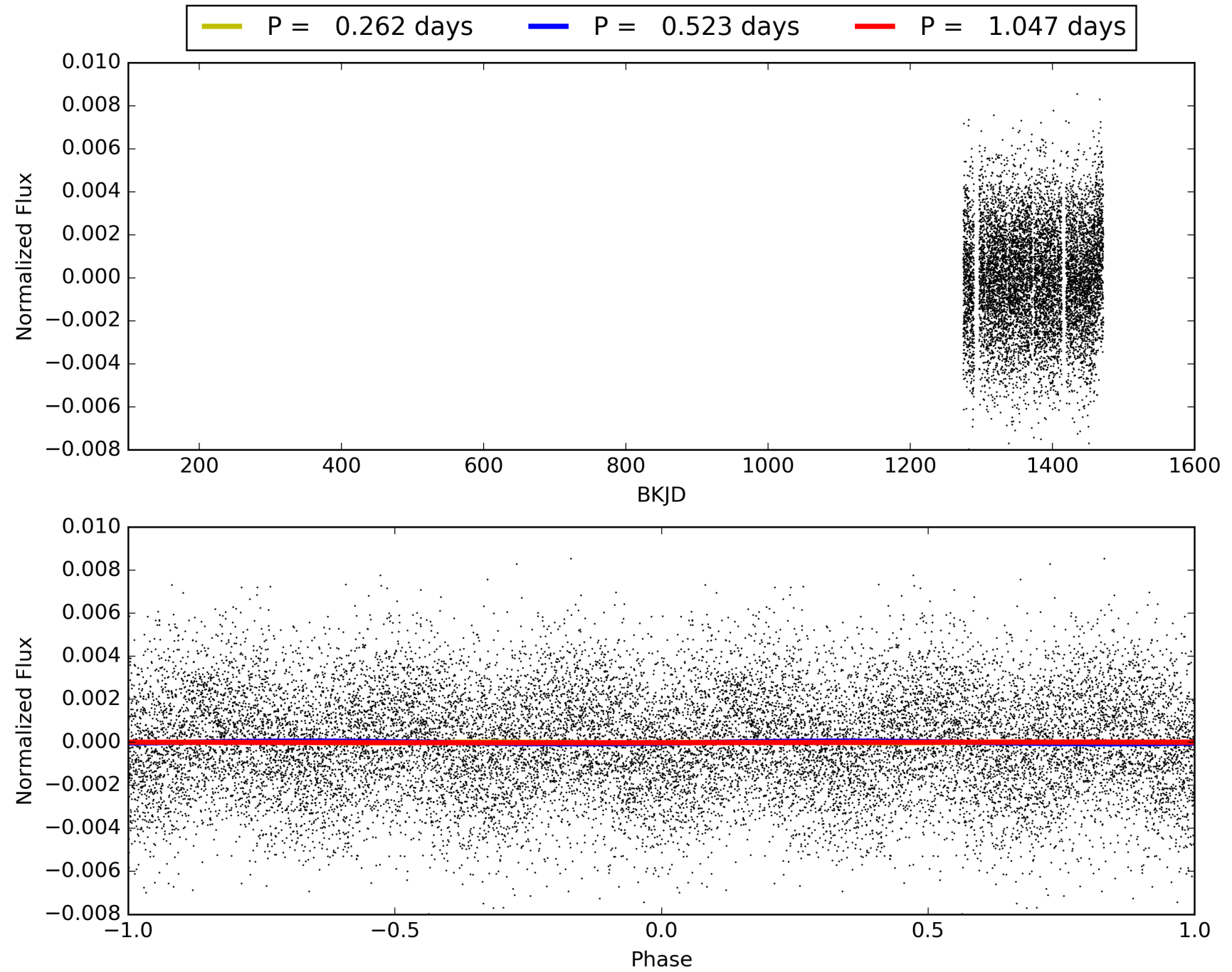
Software Revision: svn+ssh://murzim/repo/soc/tags/release/9.3.42@60958 -- Date Generated: 03-Feb-2016 01:46:48 Z

This Data Validation Report Summary was produced in the Kepler Science Operations Center Pipeline at NASA Ames Research Center

TCE 005966212-02, PDC Light Curves

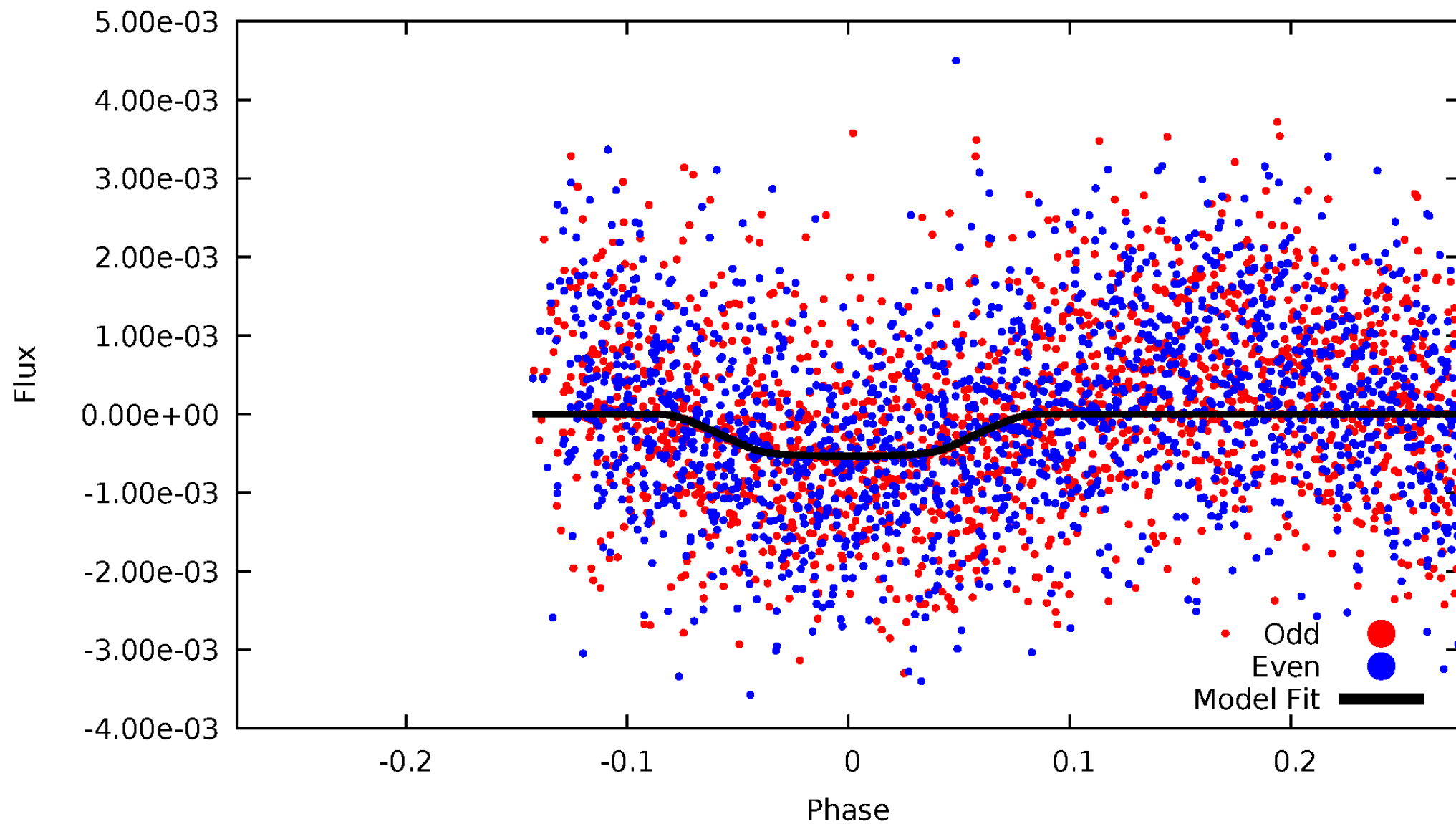


TCE 005966212-02



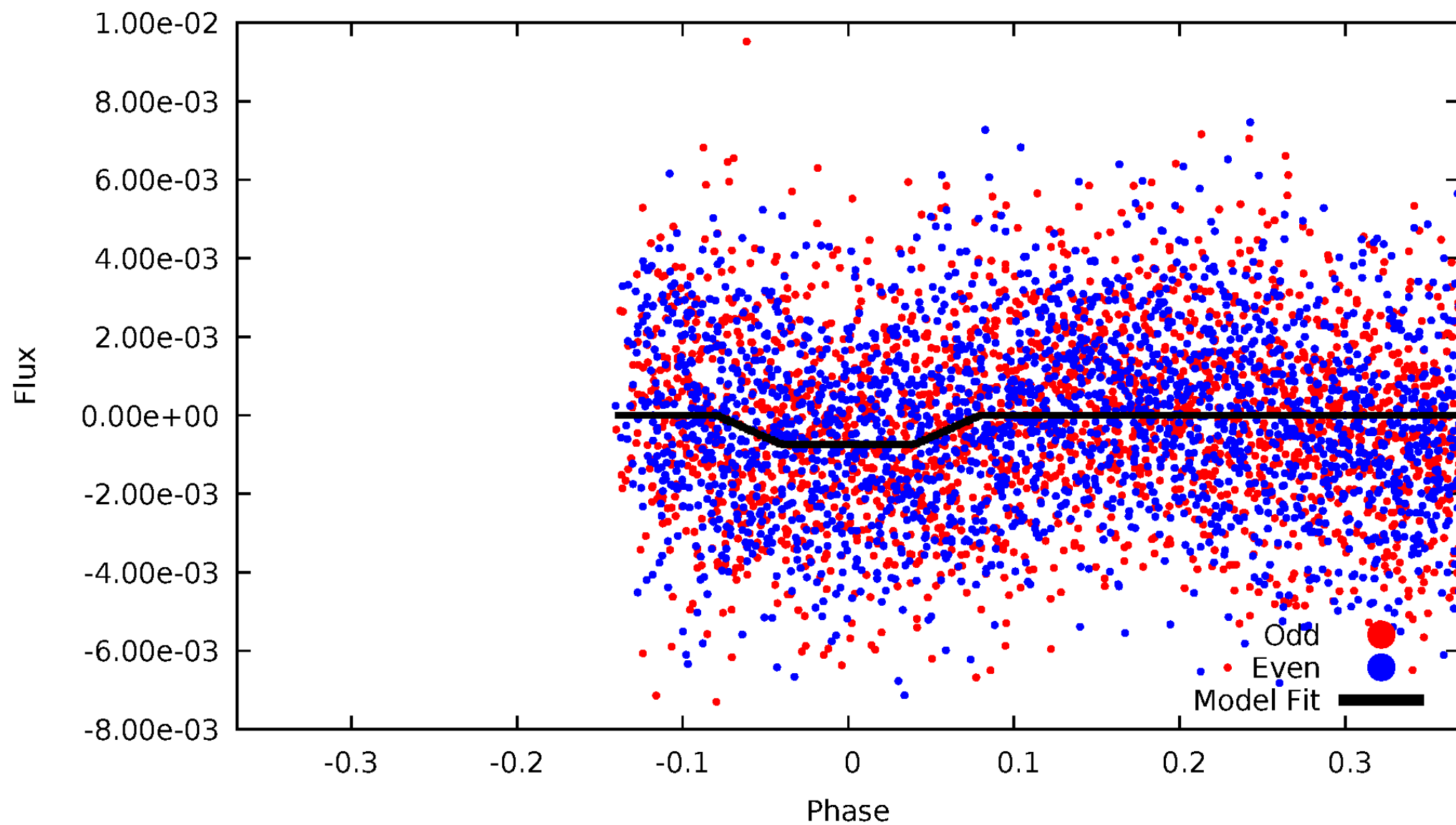
DV Odd/Even

TCE 005966212-02



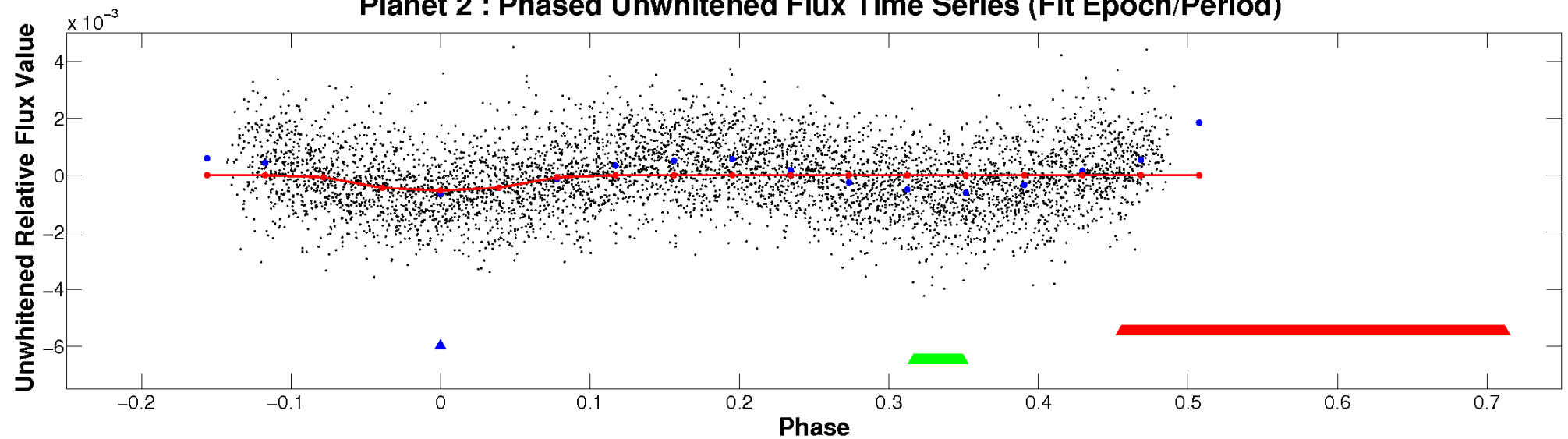
ALT Odd/Even

TCE 005966212-02

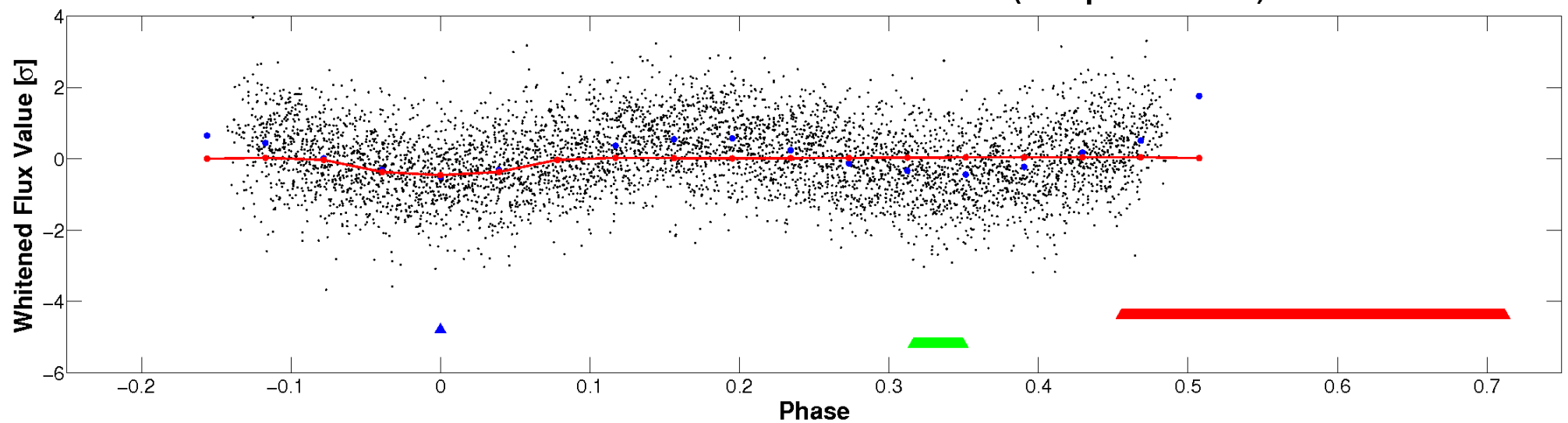


Non-Whitened Vs. Whitened Light Curve

Planet 2 : Phased Unwhitened Flux Time Series (Fit Epoch/Period)

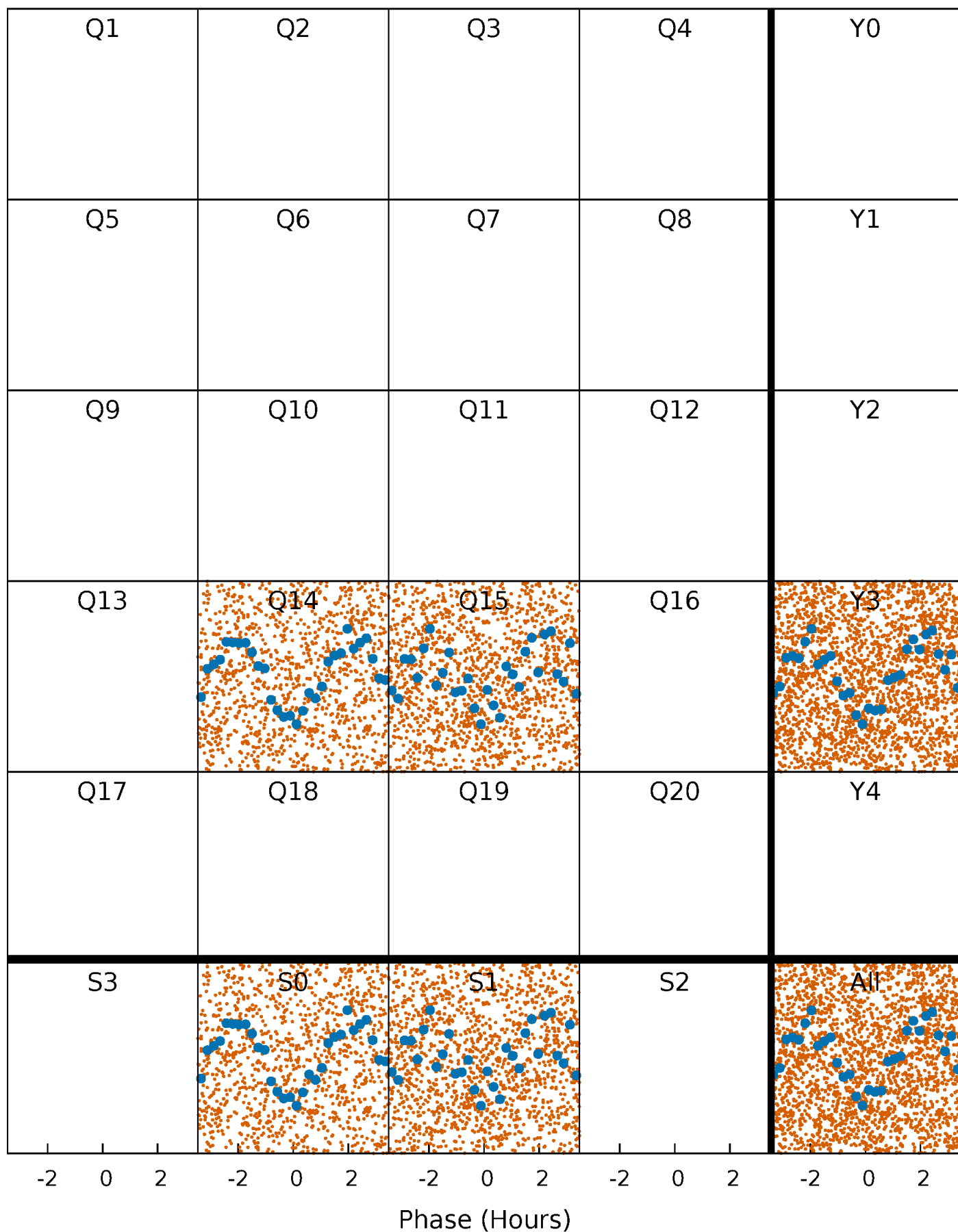


Planet 2 : Phased Whitened Flux Time Series (Fit Epoch/Period)



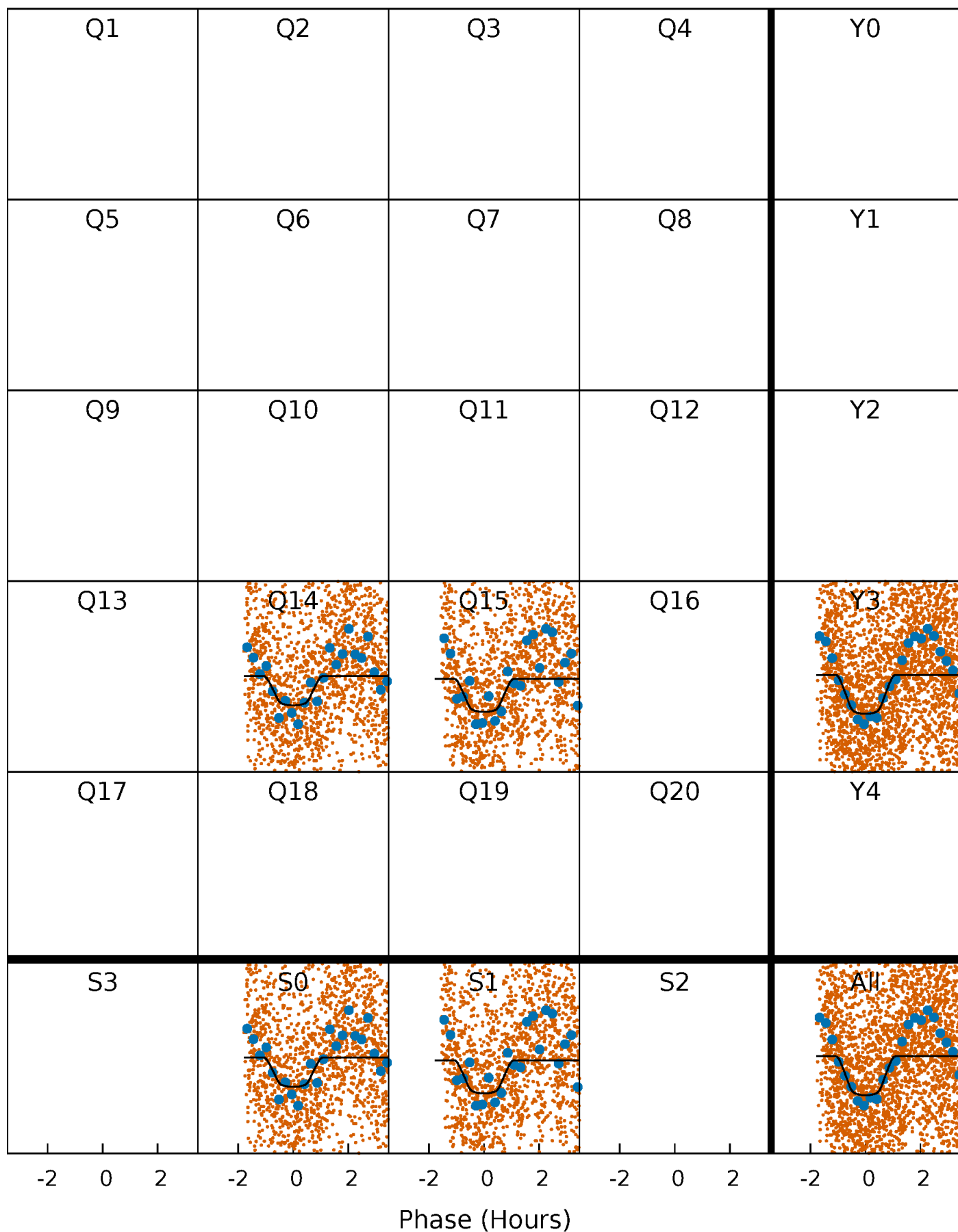
PDC Quarter-Phased Transit Curves

TCE 005966212-02 P= 0.523413 Days $T_0=131.548791$ (BKJD)



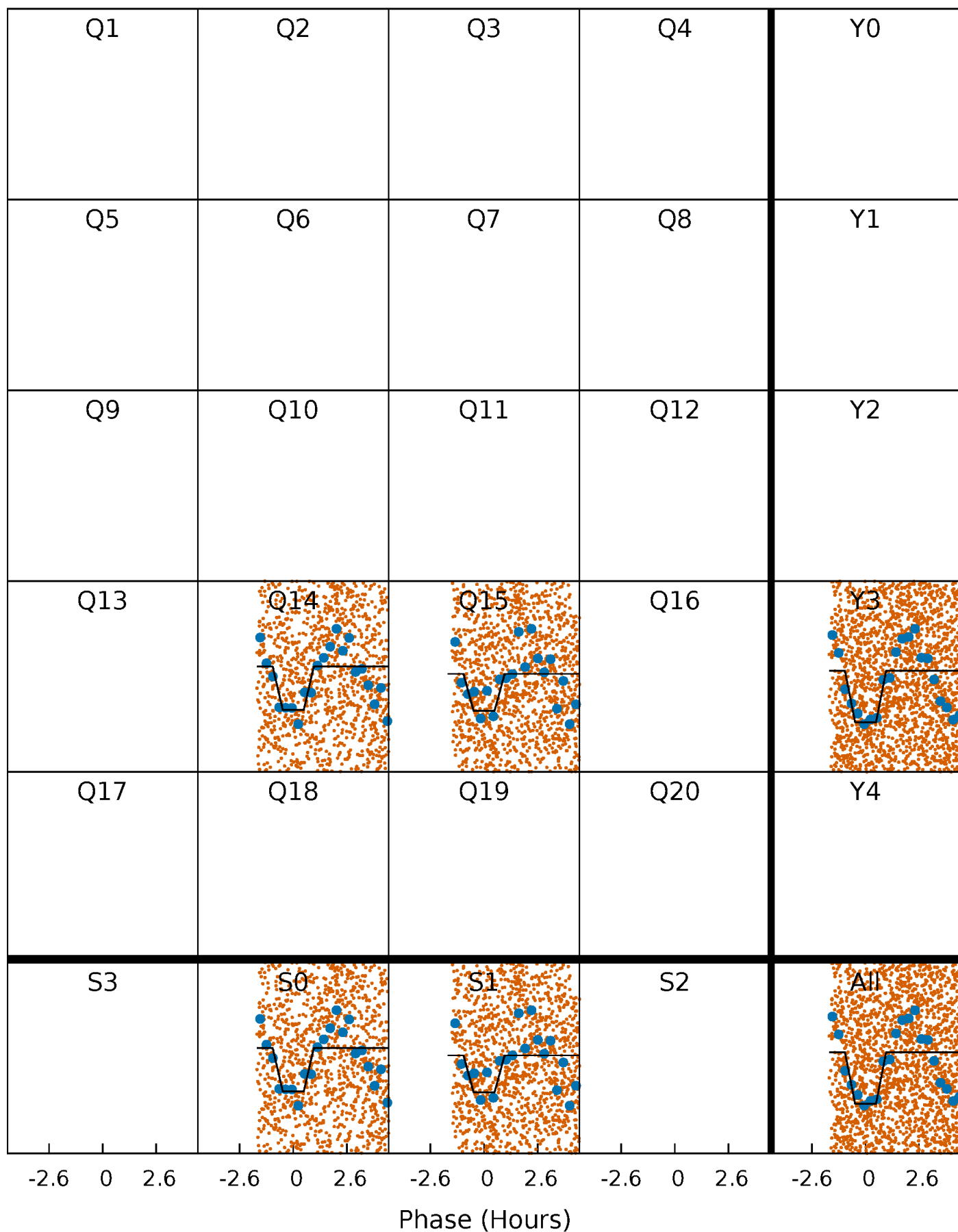
DV Quarter-Phased Transit Curves

TCE 005966212-02 P= 0.523413 Days $T_0=131.548791$ (BKJD)



Alt. Detrend Quarter-Phased Transit Curves

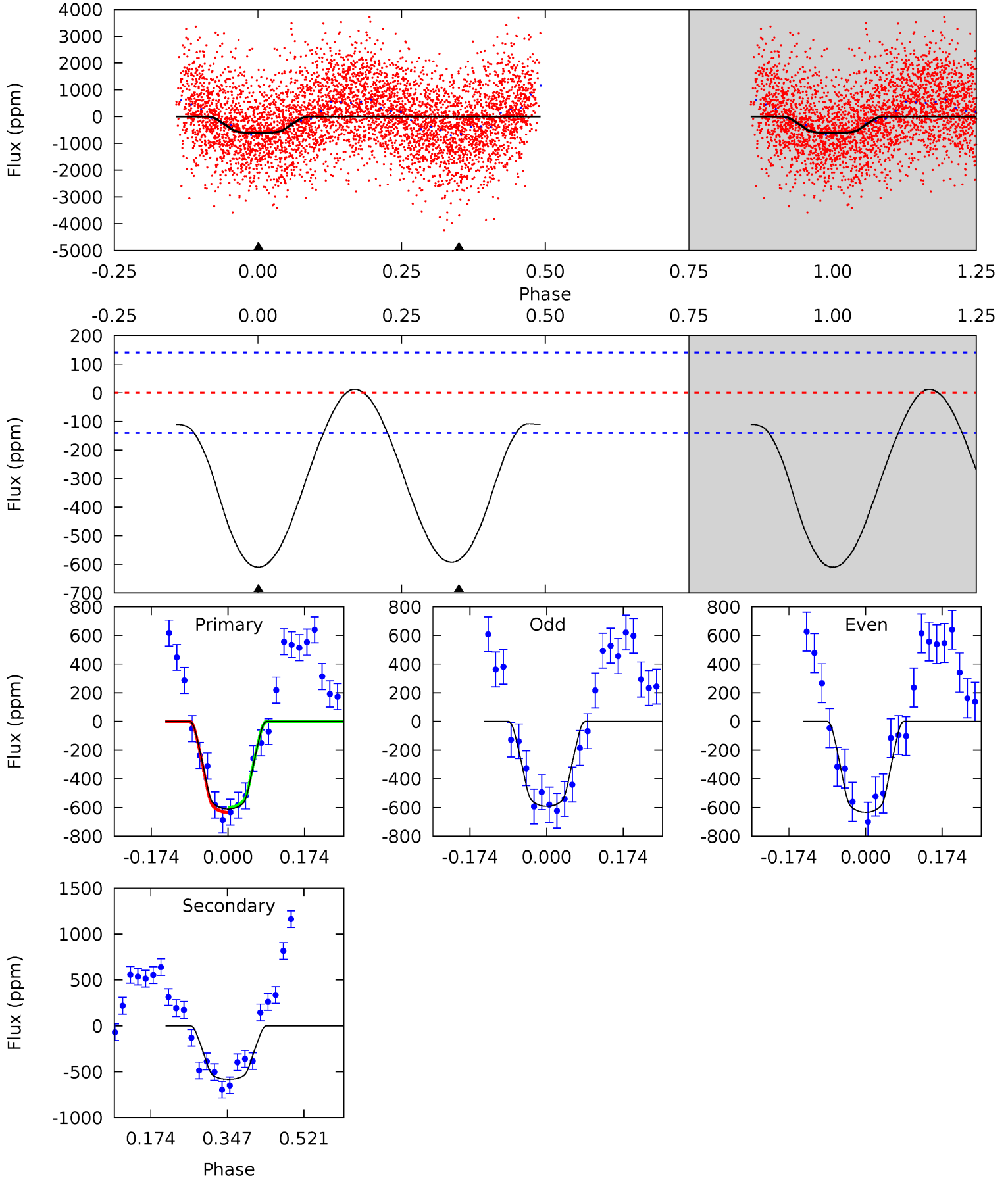
TCE 005966212-02 P= 0.523416 Days $T_0=131.540484$ (BKJD)



DV Model-Shift Uniqueness Test

005966212-02, P = 0.523413 Days, E = 131.548791 Days

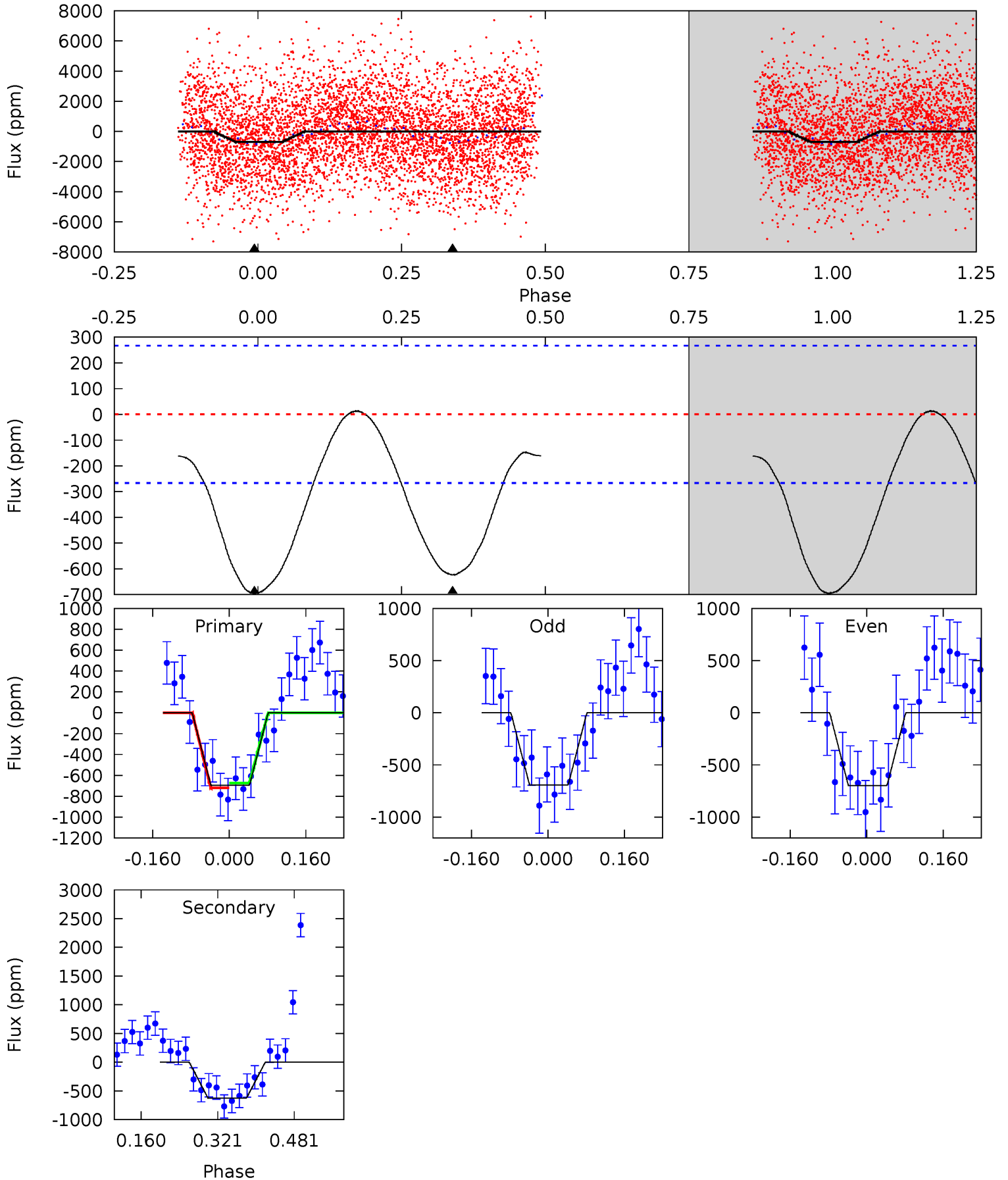
Pri	Sec	Ter	Pos	FA ₁	FA ₂	F _{Red}	Pri-Ter	Pri-Pos	Sec-Ter	Sec-Pos	Odd-Evn	DMM	Shape	TAT
19.3	18.4	0	0	4.45	1.36	0.60	19.3	19.3	18.4	18.4	0.66	0.93	0.02	0.66



Alt Model-Shift Uniqueness Test

005966212-02, P = 0.523416 Days, E = 131.540484 Days

Pri	Sec	Ter	Pos	FA ₁	FA ₂	F _{Red}	Pri-Ter	Pri-Pos	Sec-Ter	Sec-Pos	Odd-Evn	DMM	Shape	TAT
11.6	10.4	0	0	4.46	1.40	0.42	11.6	11.6	10.4	10.4	0.05	1.01	0.02	0.38



Stellar Parameters For KIC 005966212

	$T_{\text{eff}}(K)$	$\log(g)$	[Fe/H]	R (R_{\odot})	$M(M_{\odot})$	p_{\star} ($\text{g}\cdot\text{cm}^{-3}$)
	7714^{+214}_{-322}	$3.905^{+0.260}_{-0.120}$	$0.020^{+0.200}_{-0.350}$	$2.557^{+0.472}_{-0.877}$	$1.913^{+0.082}_{-0.439}$	$0.161^{+0.296}_{-0.058}$
	+3%/-4%	+7%/-3%	+1000%/-1750%	+18%/-34%	+4%/-23%	+184%/-36%
Source	KIC0	KIC0	KIC0	DSEP		

KIC = Kepler Input Catalog; PHO = Photometry; SPE = Spectroscopy; AST = Asteroseismology
 TRA = Transits; DESP = Dartmouth Models; MULT = Multiple Models

Secondary Eclipse Parameters for KIC 005966212-02 / KOI

Detrend	Depth (ppm)	R_p (R_{\oplus})	T_{max} (K)	T_{obs} (K)	A_{obs}
DV	-584 ± 32	$6.54^{+2.81}_{-2.48}$	5957^{+417}_{-532}	7088^{+2778}_{-1330}	$1.812^{+2.907}_{-0.903}$
Alt.	-624 ± 60	$7.19^{+2.70}_{-2.53}$	5945^{+392}_{-482}	6808^{+2370}_{-1337}	$1.608^{+2.033}_{-0.776}$

T_{max} = Theoretical Maximum Planetary Temperature
 T_{obs} = Observed Planetary Temperature (Assuming $A=0.3$)
 A_{obs} = Observed Albedo (Assuming $T=0$)

If a secondary eclipse is present, the system is likely an EB if $T_{obs} \gg T_{max}$ AND $A_{obs} \gg 1.0$

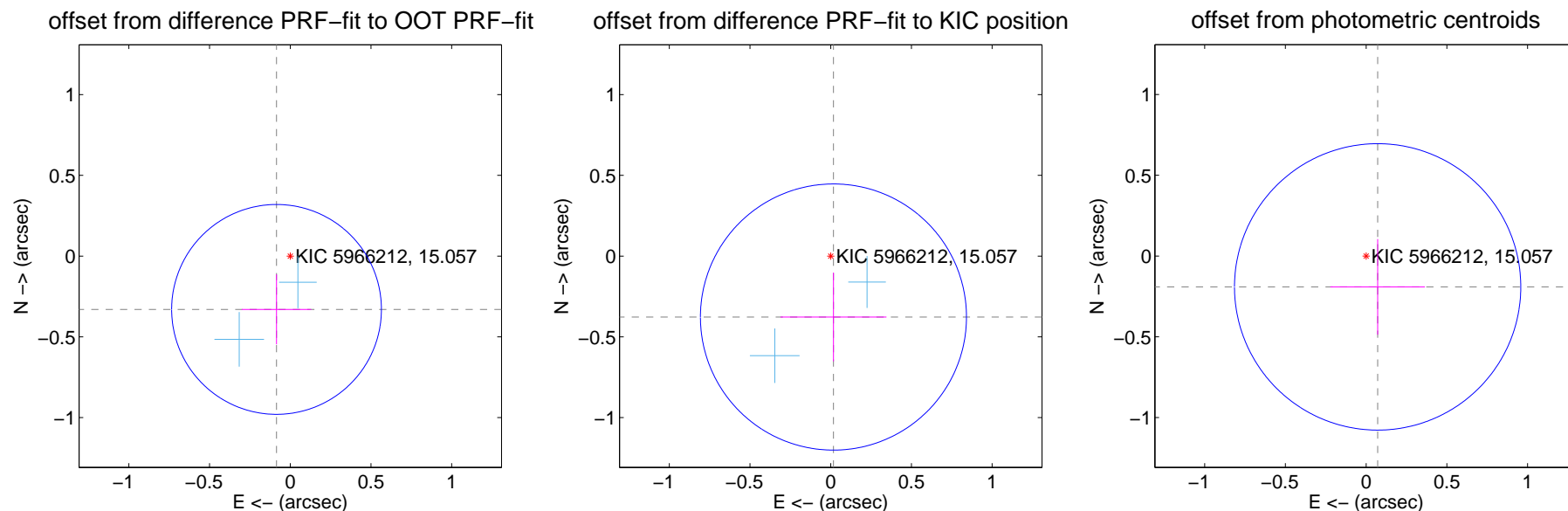
DV Centroid Data

Supplemental centroid analysis for 005966212-02. Kepler magnitude: 15.06. Transit SNR 12.82

There are 2 quarters with good PRF difference image offsets

The direct PRF centroid is offset from the target star catalog position by about 0.18 arcsec

	Distance in arcsec	Distance / σ	Δ RA	Δ Dec
PRF-fit source offset from OOT	0.341 ± 0.217	1.57	0.085 ± 0.215	-0.330 ± 0.217
PRF-fit source offset from KIC position	0.378 ± 0.275	1.38	-0.017 ± 0.328	-0.377 ± 0.275
photometric centroid source offset	0.20 ± 0.30	0.69	-0.07 ± 0.29	-0.19 ± 0.30



Centroid source offsets from the target star reconstructed from PRF and photometric centroids. Sky blue crosses: good quarterly centroid offsets; Vermillion crosses: bad quarterly centroid offsets; magenta cross: average over quarters. Length of the crosses: one- σ uncertainty. Blue circle: three- σ . Red *: target star. Blue *: Other stars. Text next to a star gives its KIC ID and kepmag. KIC IDs > 15,000,000 are from the UKIRT catalog.

white \times : KIC target position; $+$: OOT centroid; \triangle : difference centroid. red \times : large negative pixel value.



white \times : KIC target position; $+$: OOT centroid; \triangle : difference centroid. red \times : large negative pixel value.



white \times : KIC target position; $+$: OOT centroid; \triangle : difference centroid. red \times : large negative pixel value.



white \times : KIC target position; +: OOT centroid; \triangle : difference centroid. red \times : large negative pixel value.

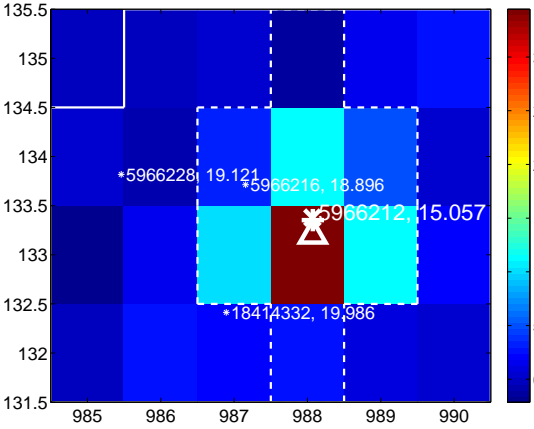
Q13 no difference image



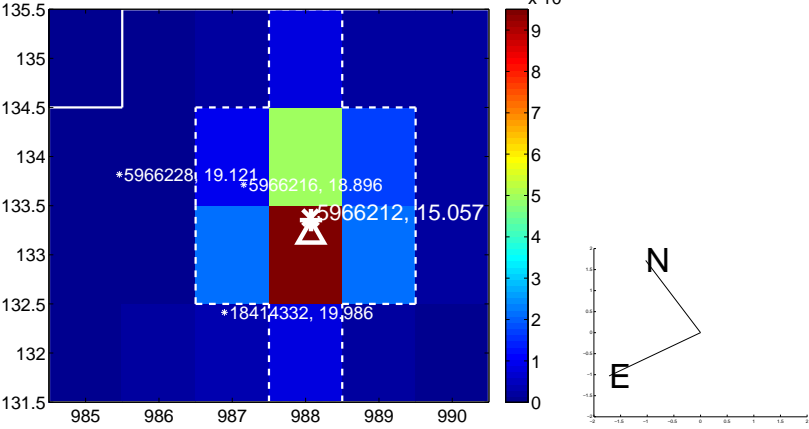
Q13 no OOT image



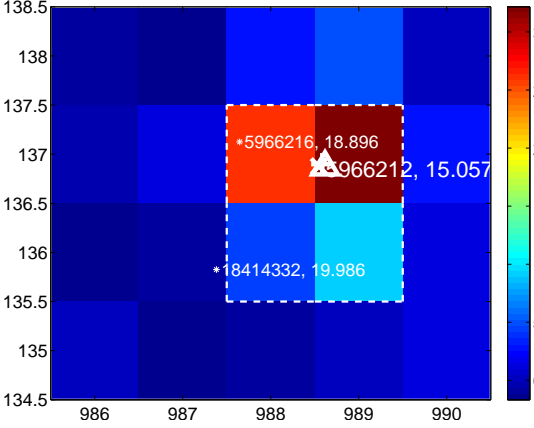
Q14 difference image



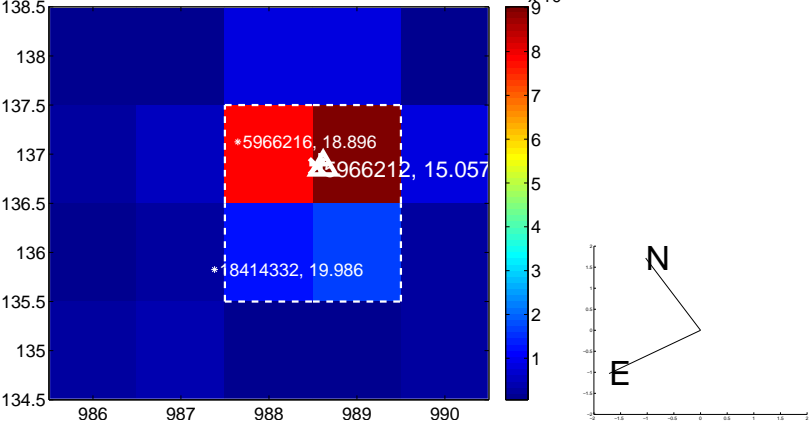
Q14 OOT image



Q15 difference image



Q15 OOT image



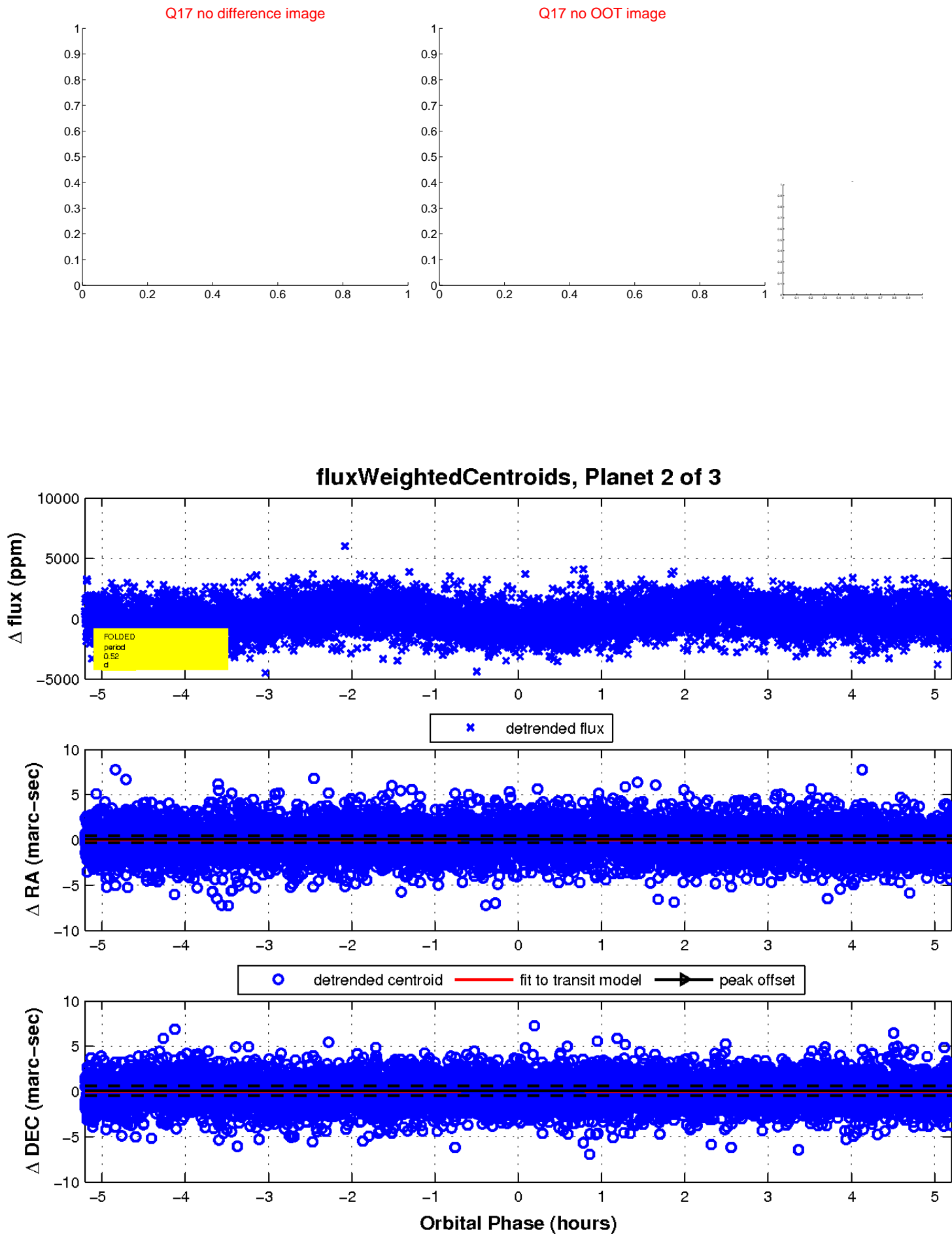
Q16 no difference image



Q16 no OOT image

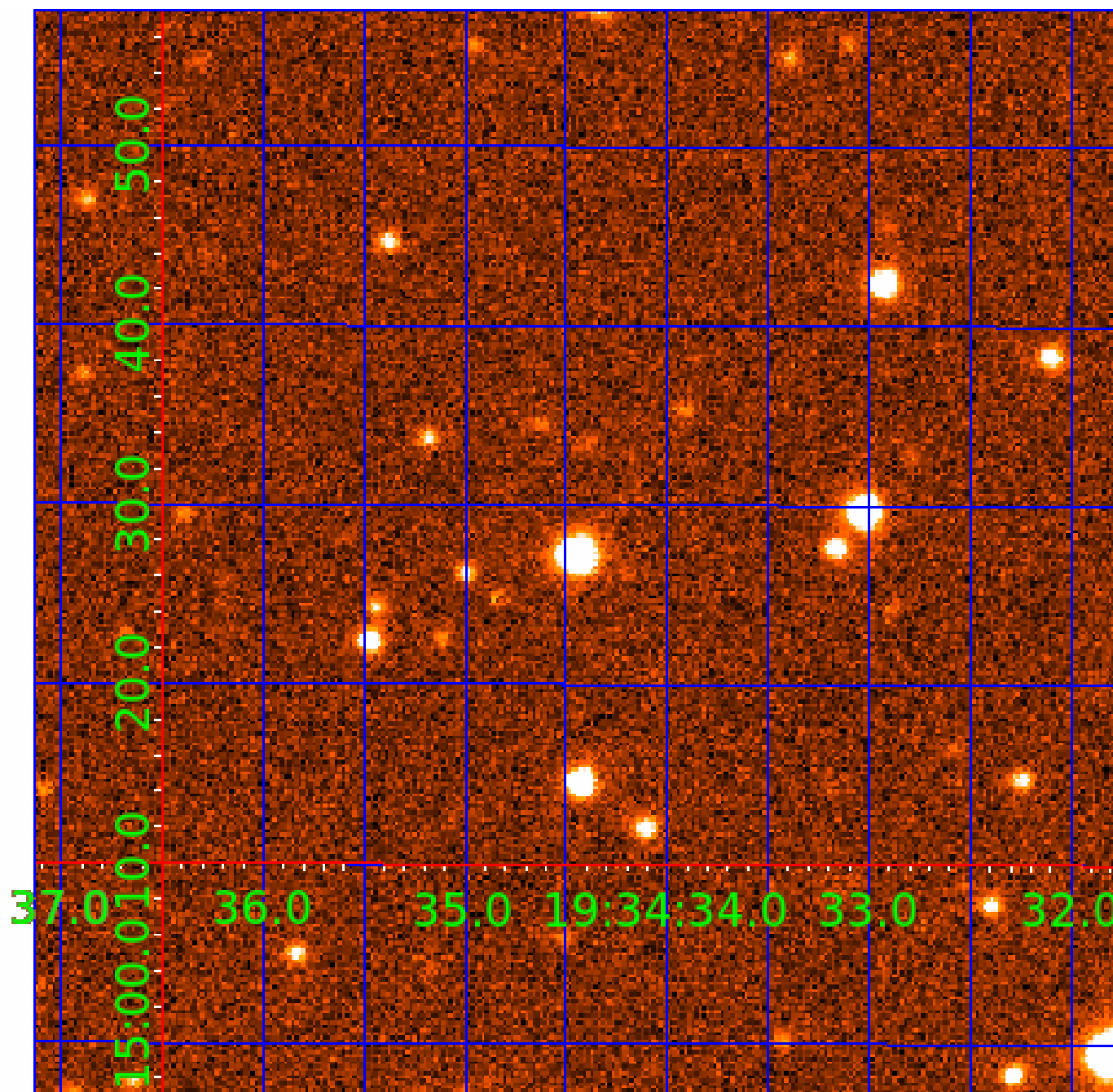


white \times : KIC target position; $+$: OOT centroid; \triangle : difference centroid. red \times : large negative pixel value.



UKIRT Image

Declination



KIC 005966212

Q1-17 DR25 TCE Parameters

TCE	Run Type	KOI?	Period (Days)	Epoch (BKJD)	Depth (ppm)	Duration (Hours)	MES	SNR	R_{\star} (R_{\odot})	T_{\star} (K)	R_p (R_{\oplus})	S_p (S_{\oplus})
005966212-01	OBS	No	0.523461	131.787239	517.4	0.931	10.3	8.6	2.56	7714	6.81	83173.95
005966212-02	OBS	No	0.523413	131.548791	538.3	1.735	10.5	12.8	2.56	7714	6.90	83184.15
005966212-03	OBS	No	0.523419	131.714496	661.6	1.489	9.4	16.3	2.56	7714	6.74	83182.85

Robovetter Results

TCE	Run Type	Disp	Score	N	S	C	E	Comments
005966212-01	OBS	FP	0.00	1	0	0	0	LPP_DV—LPP_ALT—MOD_NONUNIQ_DV—MOD_NONUNIQ_ALT—CENT_FEW_DIFFS
005966212-02	OBS	FP	0.00	1	0	0	0	LPP_DV—LPP_ALT—SAME_NTL_PERIOD—CENT_FEW_DIFFS
005966212-03	OBS	FP	0.00	1	0	0	0	LPP_DV—SAME_NTL_PERIOD—CENT_FEW_DIFFS

Notes: OBS = Observed. INJ = Injected. INV = Inverted. SCR = Scrambled.

N = Not Transit-Like. S = Stellar Eclipse. C = Centroid Offset. E = Ephemeris Match.

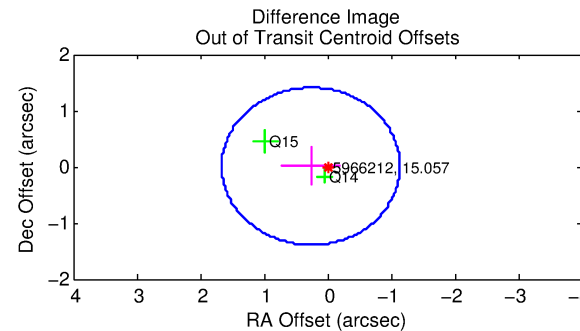
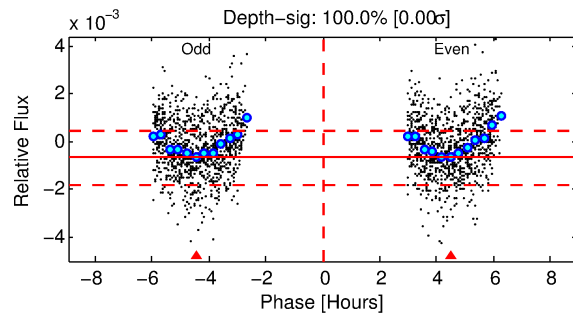
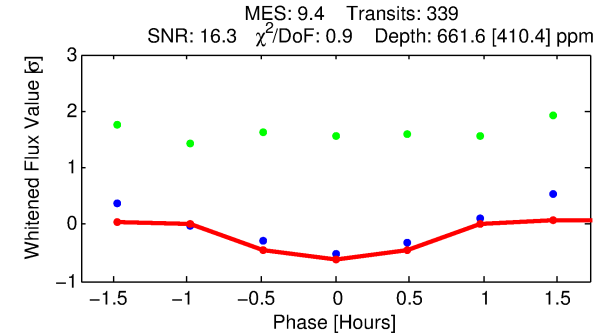
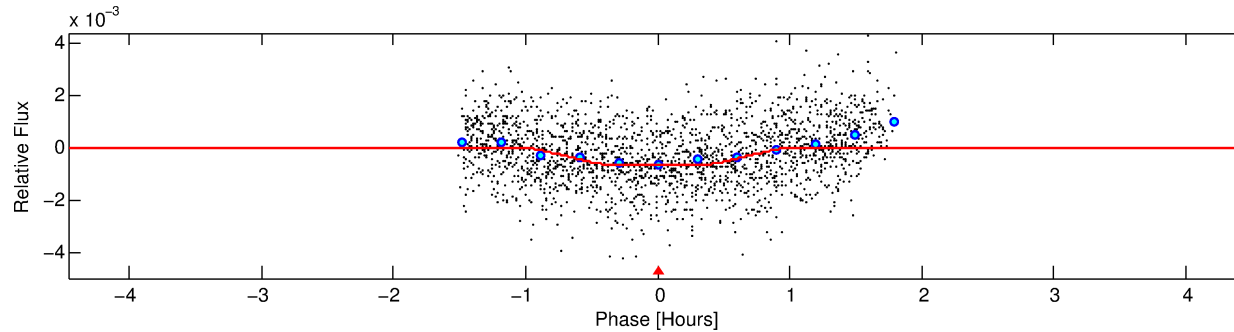
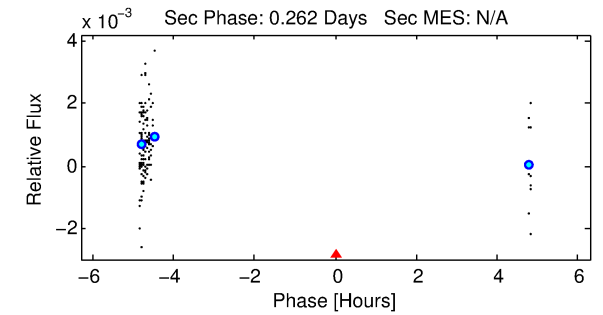
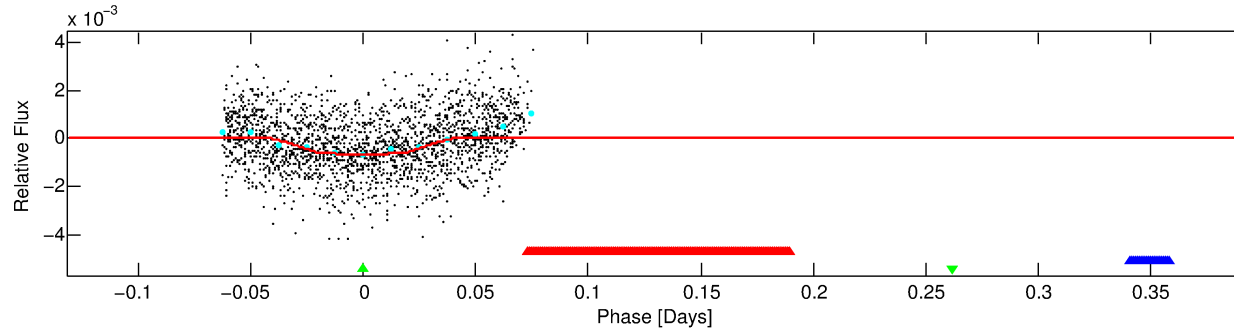
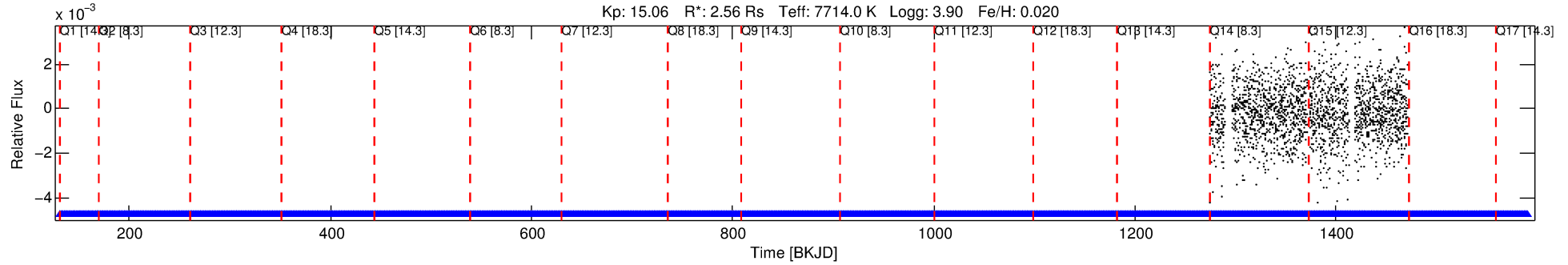
See http://exoplanetarchive.ipac.caltech.edu/docs/API_kepcandidate_columns.html#proj_disp_col for comment definitions.

Ephemeris Match Information For 005966212-03

No Significant Match Found

DV One-Page Summary

KIC: 5966212 Candidate: 3 of 3 Period: 0.523 d



DV Fit Results:

Period = 0.52342 [0.00006] d
Epoch = 131.7145 [0.0014] BKJD
Rp/R* = 0.0242 [0.0125]
a/R* = 2.70 [5.76]
b = 0.31 [7.34]
Seff = 83182.85 [40704.70]
Teq = 4330 [530] K
Rp = 6.74 [4.18] Re
a = 0.0158 [0.0048] AU

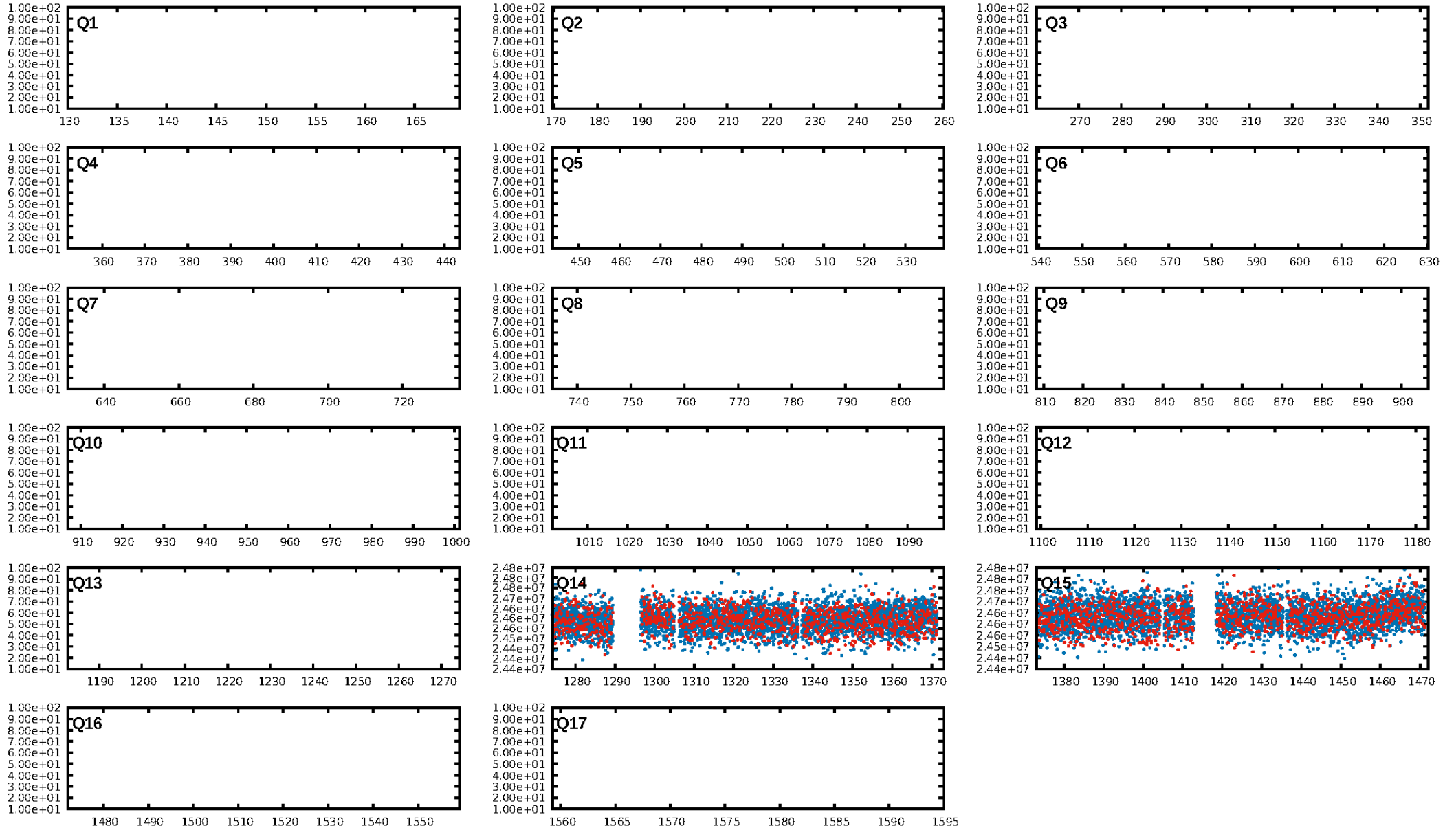
DV Diagnostic Results:

ShortPeriod-sig: 0.0% [0.00σ]
LongPeriod-sig: 0.0% [0.00σ]
ModelChiSquare2-sig: N/A
ModelChiSquareGof-sig: N/A
Bootstrap-pfa: N/A
RollingBand-fgt: 1.00 [339/339]
GhostDiagnostic-chr: 5.489
Centroid-sig: 3.5%
Centroid-so: 0.361 arcsec [1.46σ]
OotOffset-rm: 0.263 arcsec [0.56σ]
KicOffset-rm: 0.251 arcsec [0.68σ]
OotOffset-st: 1/1/0/0 [2]
KicOffset-st: 1/1/0/0 [2]
DiffImageQuality-fgm: 1.00 [2/2]
DiffImageOverlap-fno: 0.00 [0/2]

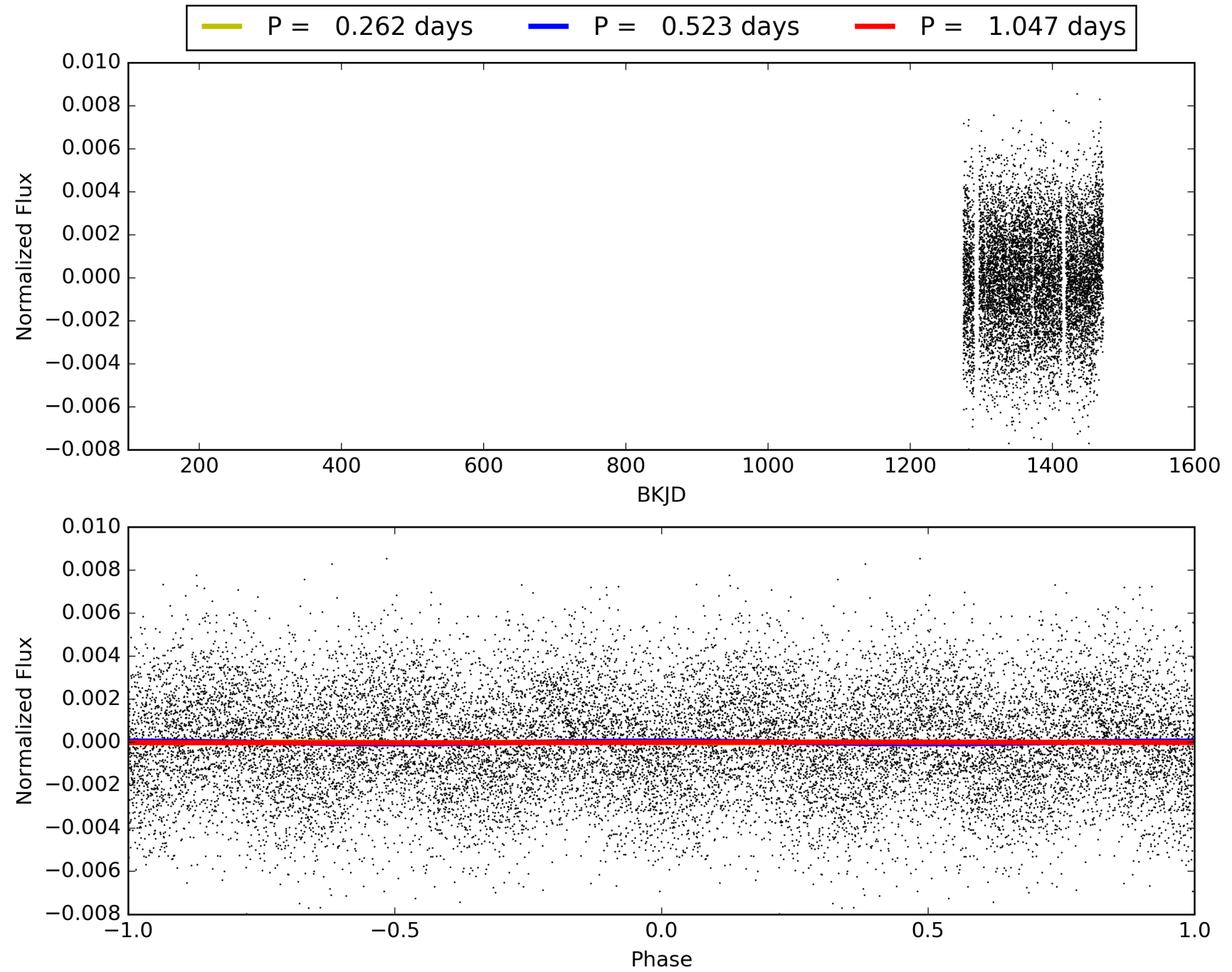
Software Revision: svn+ssh://murzim/repo/soc/tags/release/9.3.42@60958 -- Date Generated: 03-Feb-2016 01:46:53 Z

This Data Validation Report Summary was produced in the Kepler Science Operations Center Pipeline at NASA Ames Research Center

TCE 005966212-03, PDC Light Curves

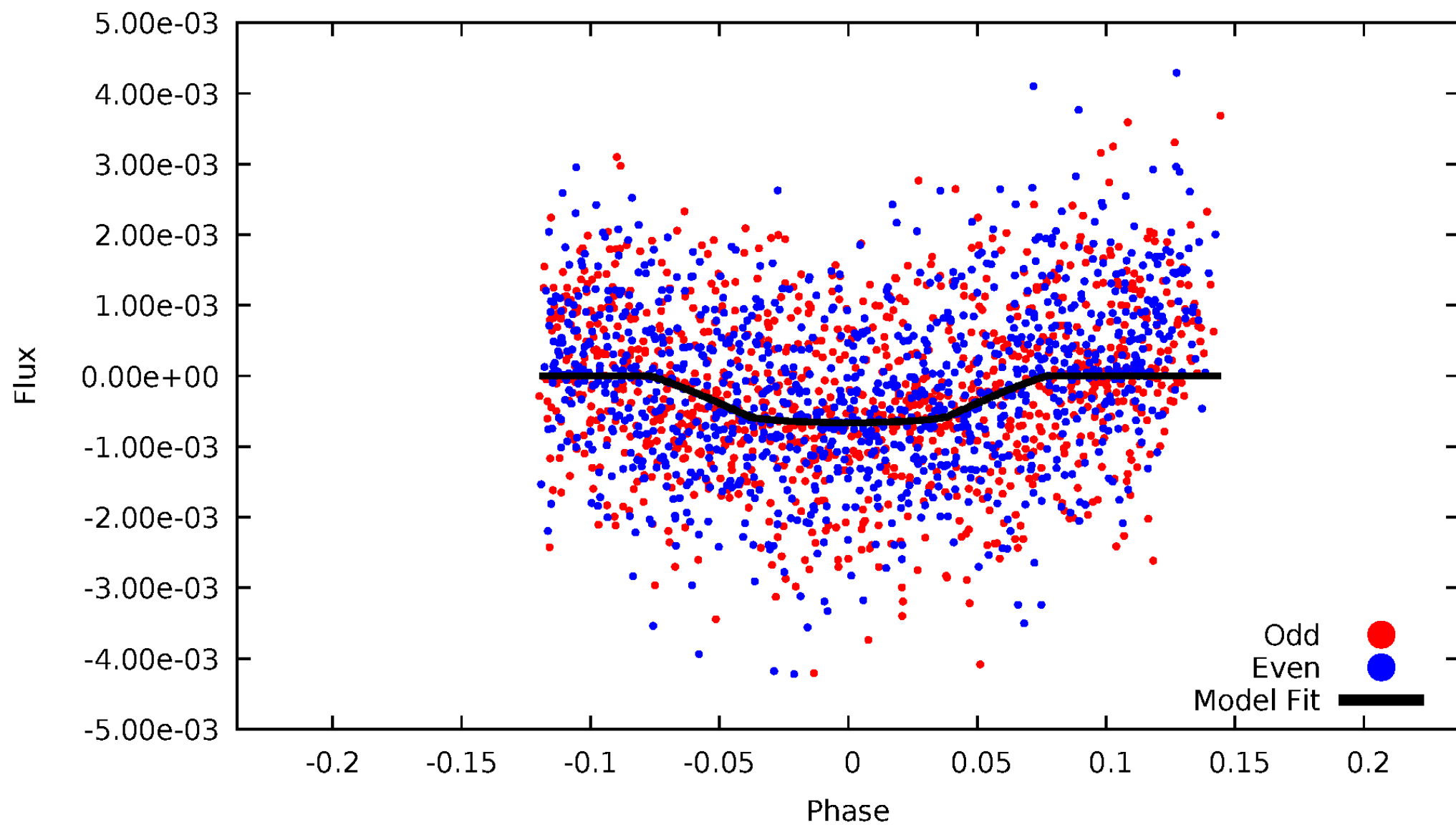


TCE 005966212-03



DV Odd/Even

TCE 005966212-03

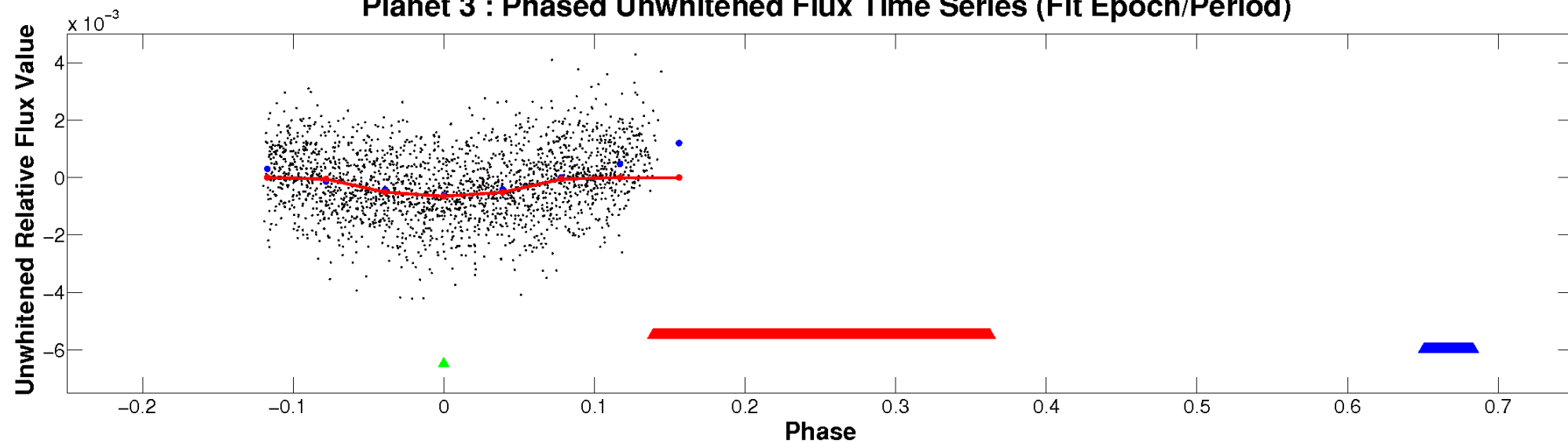


ALT Odd/Even

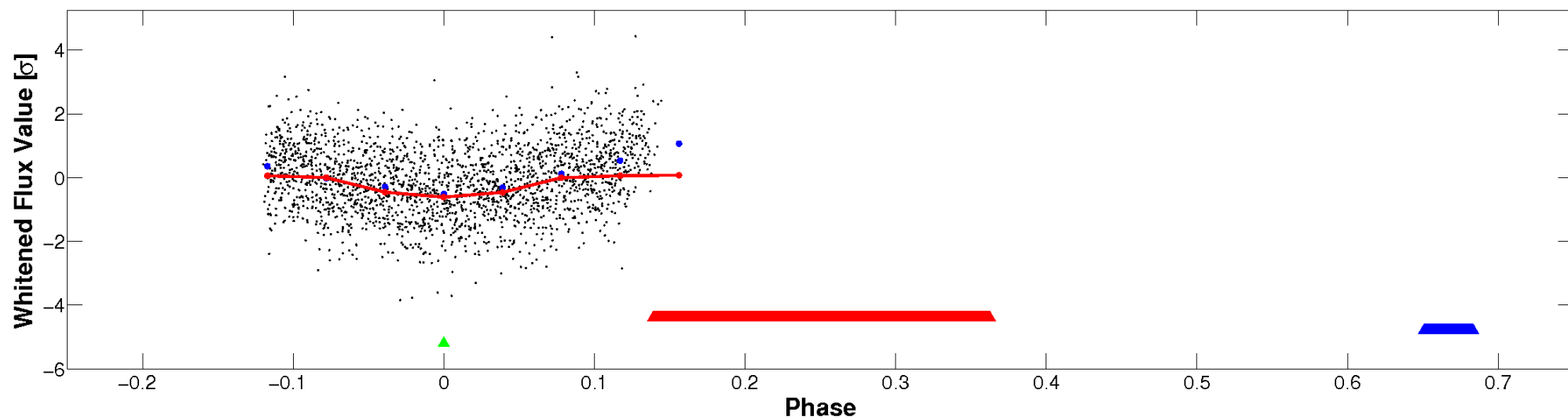
This plot does not exist for this TCE.

Non-Whitened Vs. Whitened Light Curve

Planet 3 : Phased Unwhitened Flux Time Series (Fit Epoch/Period)

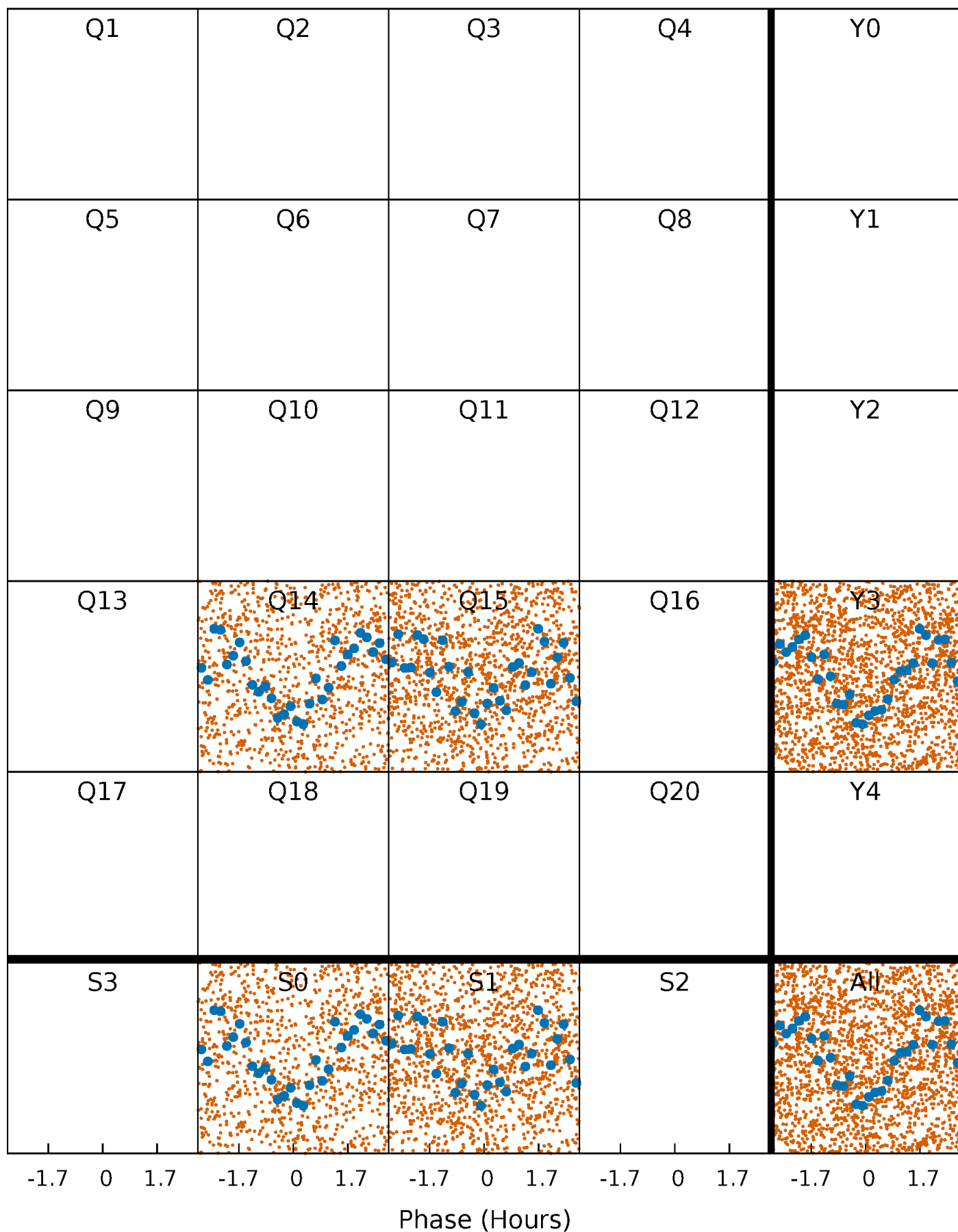


Planet 3 : Phased Whitened Flux Time Series (Fit Epoch/Period)



PDC Quarter-Phased Transit Curves

TCE 005966212-03 P= 0.523419 Days $T_0=131.714496$ (BKJD)



DV Quarter-Phased Transit Curves

TCE 005966212-03 P= 0.523419 Days $T_0=131.714496$ (BKJD)

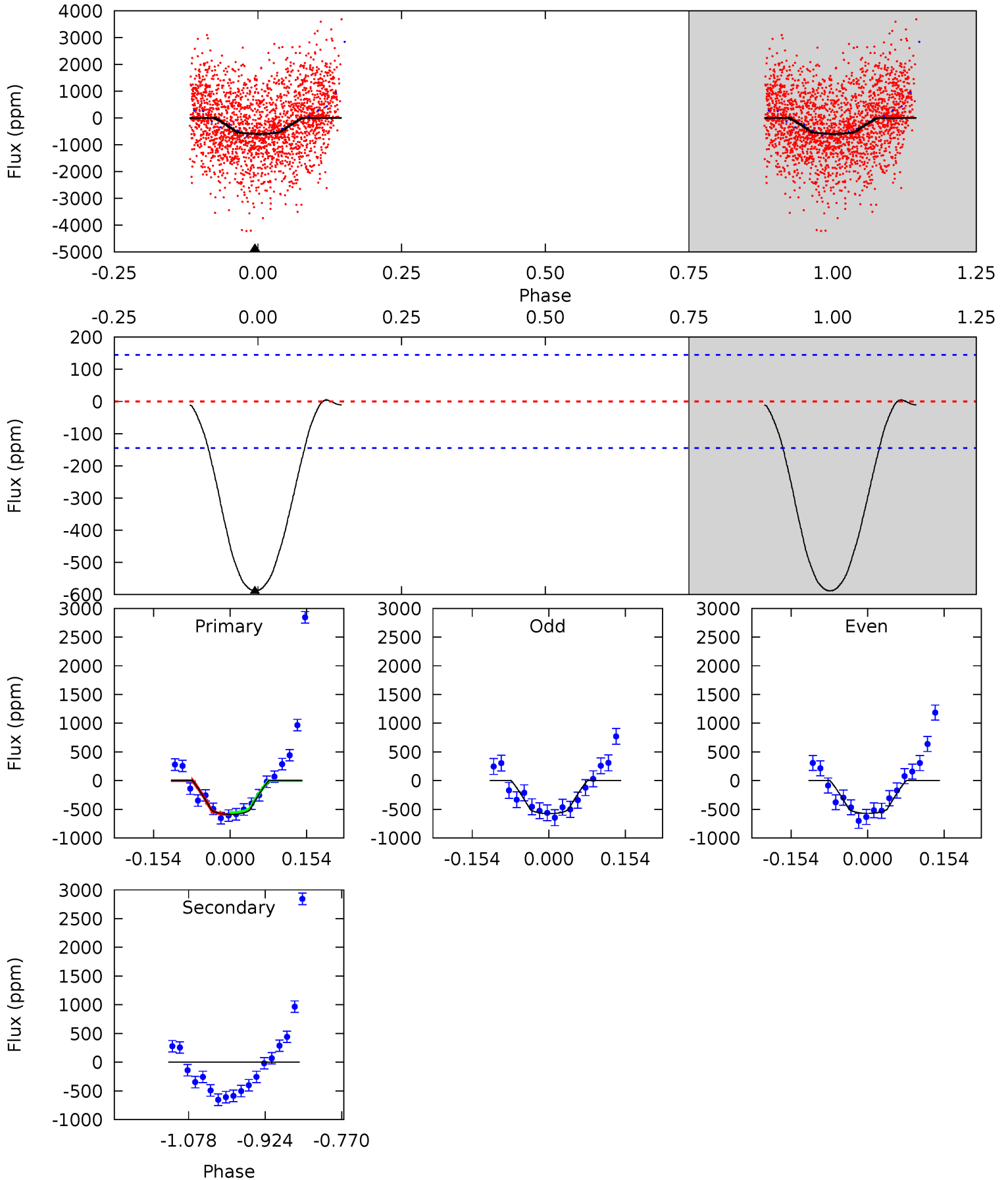


This plot does not exist for this TCE.

DV Model-Shift Uniqueness Test

005966212-03, P = 0.523419 Days, E = 131.714496 Days

Pri	Sec	Ter	Pos	FA ₁	FA ₂	F _{Red}	Pri-Ter	Pri-Pos	Sec-Ter	Sec-Pos	Odd-Evn	DMM	Shape	TAT
18.2	0	0	0	4.47	1.43	0.16	18.2	18.2	0	0	0.07	1.01	0.01	0.54



Alt Model-Shift Uniqueness Test

This plot does not exist for this TCE.

Stellar Parameters For KIC 005966212

	$T_{\text{eff}}(K)$	$\log(g)$	[Fe/H]	$R (R_{\odot})$	$M(M_{\odot})$	$p_{\star} (\text{g}\cdot\text{cm}^{-3})$
	7714^{+214}_{-322}	$3.905^{+0.260}_{-0.120}$	$0.020^{+0.200}_{-0.350}$	$2.557^{+0.472}_{-0.877}$	$1.913^{+0.082}_{-0.439}$	$0.161^{+0.296}_{-0.058}$
	+3%/-4%	+7%/-3%	+1000%/-1750%	+18%/-34%	+4%/-23%	+184%/-36%
Source	KIC0	KIC0	KIC0	DSEP		

KIC = Kepler Input Catalog; PHO = Photometry; SPE = Spectroscopy; AST = Asteroseismology
 TRA = Transits; DESP = Dartmouth Models; MULT = Multiple Models

Secondary Eclipse Parameters for KIC 005966212-03 / KOI

Detrend	Depth (ppm)	$R_p (R_{\oplus})$	$T_{max} (K)$	$T_{obs} (K)$	A_{obs}
DV	0 ± 32	$6.37^{+3.66}_{-3.33}$	5942^{+402}_{-471}	-4881^{+694}_{-502}	$-0.001^{+0.134}_{-0.132}$
Alt.	N/A	N/A	N/A	N/A	N/A

T_{max} = Theoretical Maximum Planetary Temperature
 T_{obs} = Observed Planetary Temperature (Assuming A=0.3)
 A_{obs} = Observed Albedo (Assuming T=0)

If a secondary eclipse is present, the system is likely an EB if $T_{obs} \gg T_{max}$ AND $A_{obs} \gg 1.0$

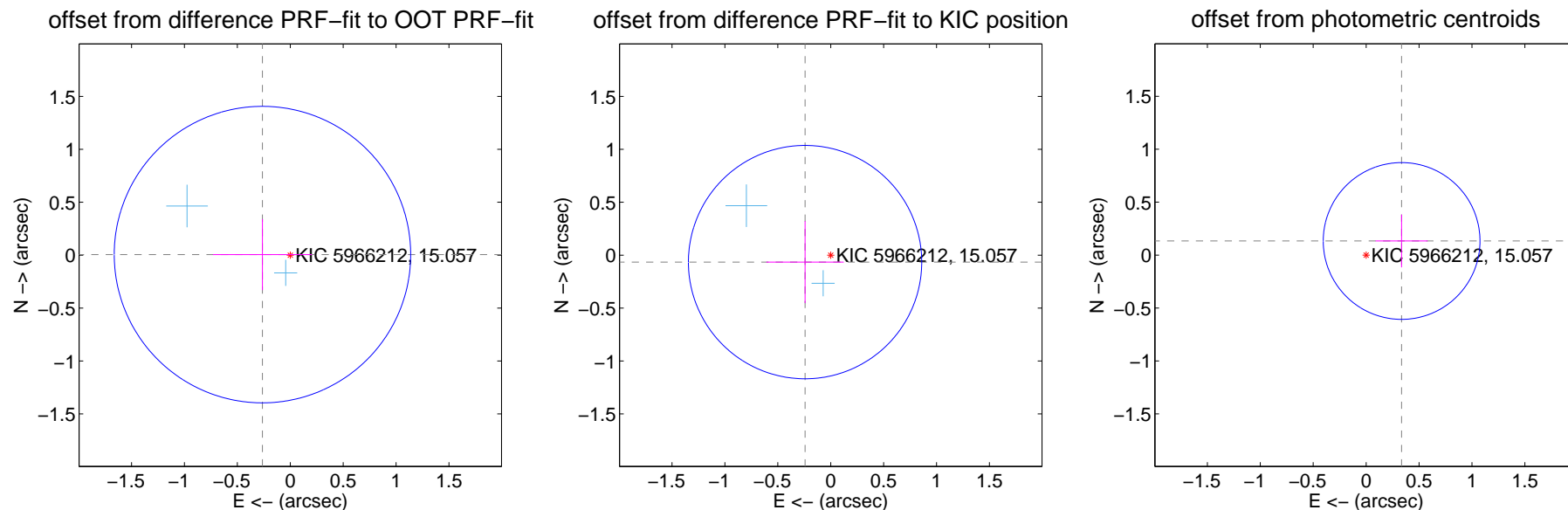
DV Centroid Data

Supplemental centroid analysis for 005966212-03. Kepler magnitude: 15.06. Transit SNR 16.29

There are 2 quarters with good PRF difference image offsets

The direct PRF centroid is offset from the target star catalog position by about 0.18 arcsec

	Distance in arcsec	Distance / σ	Δ RA	Δ Dec
PRF-fit source offset from OOT	0.263 ± 0.467	0.56	0.263 ± 0.467	0.005 ± 0.336
PRF-fit source offset from KIC position	0.251 ± 0.367	0.68	0.242 ± 0.366	-0.066 ± 0.387
photometric centroid source offset	0.36 ± 0.25	1.46	-0.34 ± 0.25	0.13 ± 0.25



Centroid source offsets from the target star reconstructed from PRF and photometric centroids. Sky blue crosses: good quarterly centroid offsets; Vermillion crosses: bad quarterly centroid offsets; magenta cross: average over quarters. Length of the crosses: one- σ uncertainty. Blue circle: three- σ . Red *: target star. Blue *: Other stars. Text next to a star gives its KIC ID and kepmag. KIC IDs > 15,000,000 are from the UKIRT catalog.

white \times : KIC target position; $+$: OOT centroid; \triangle : difference centroid. red \times : large negative pixel value.



white \times : KIC target position; $+$: OOT centroid; \triangle : difference centroid. red \times : large negative pixel value.

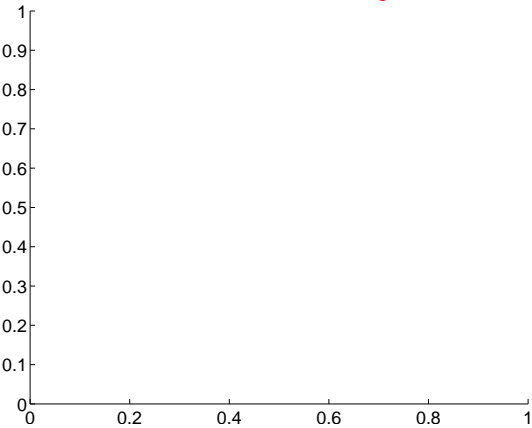


white \times : KIC target position; $+$: OOT centroid; \triangle : difference centroid. red \times : large negative pixel value.



white \times : KIC target position; $+$: OOT centroid; \triangle : difference centroid. red \times : large negative pixel value.

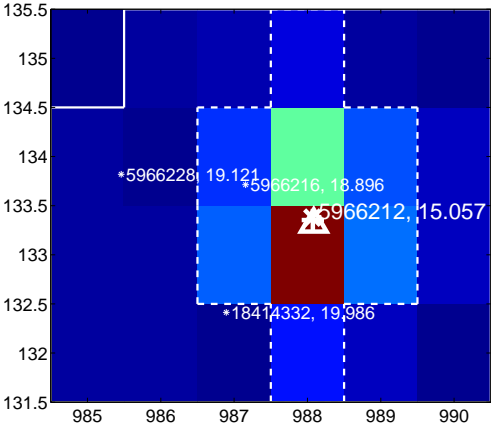
Q13 no difference image



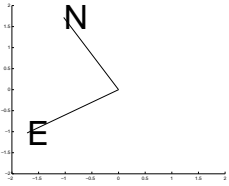
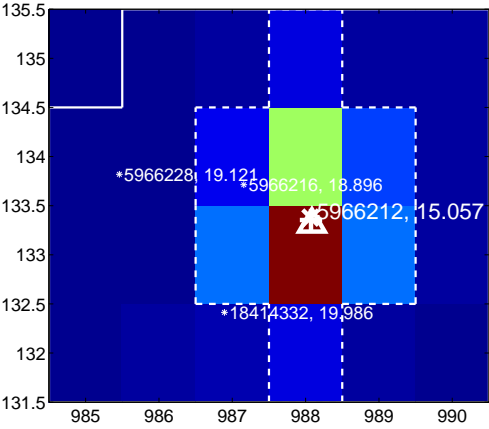
Q13 no OOT image



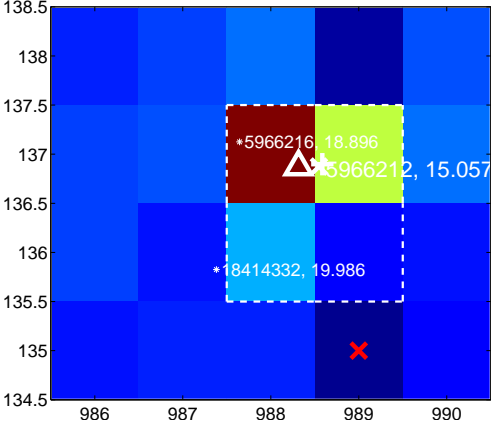
Q14 difference image



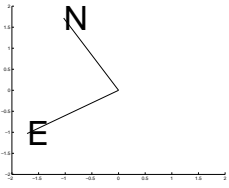
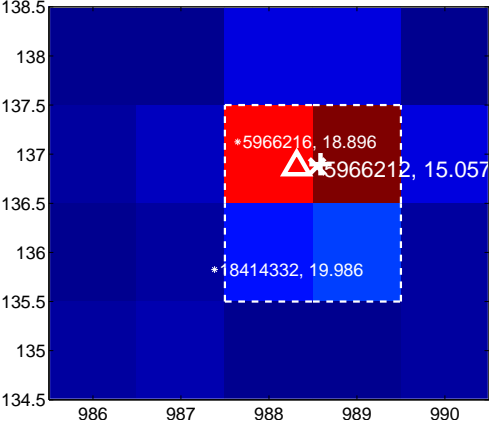
Q14 OOT image



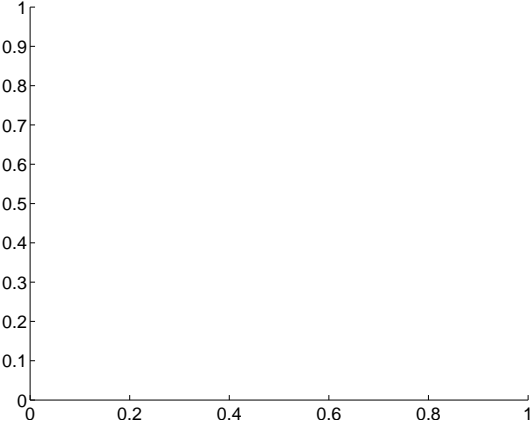
Q15 difference image



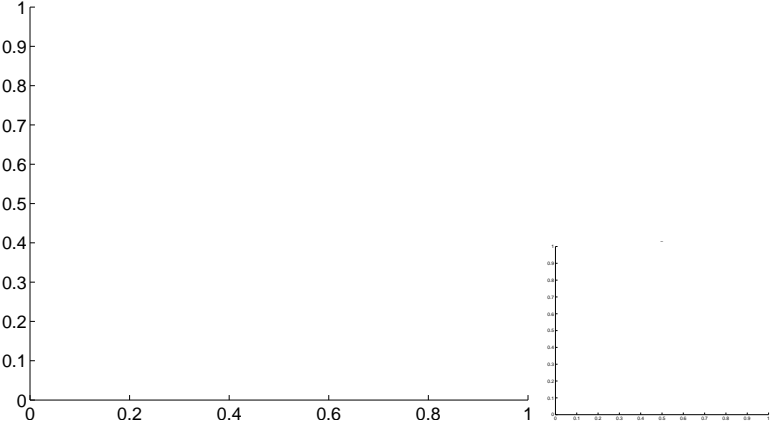
Q15 OOT image



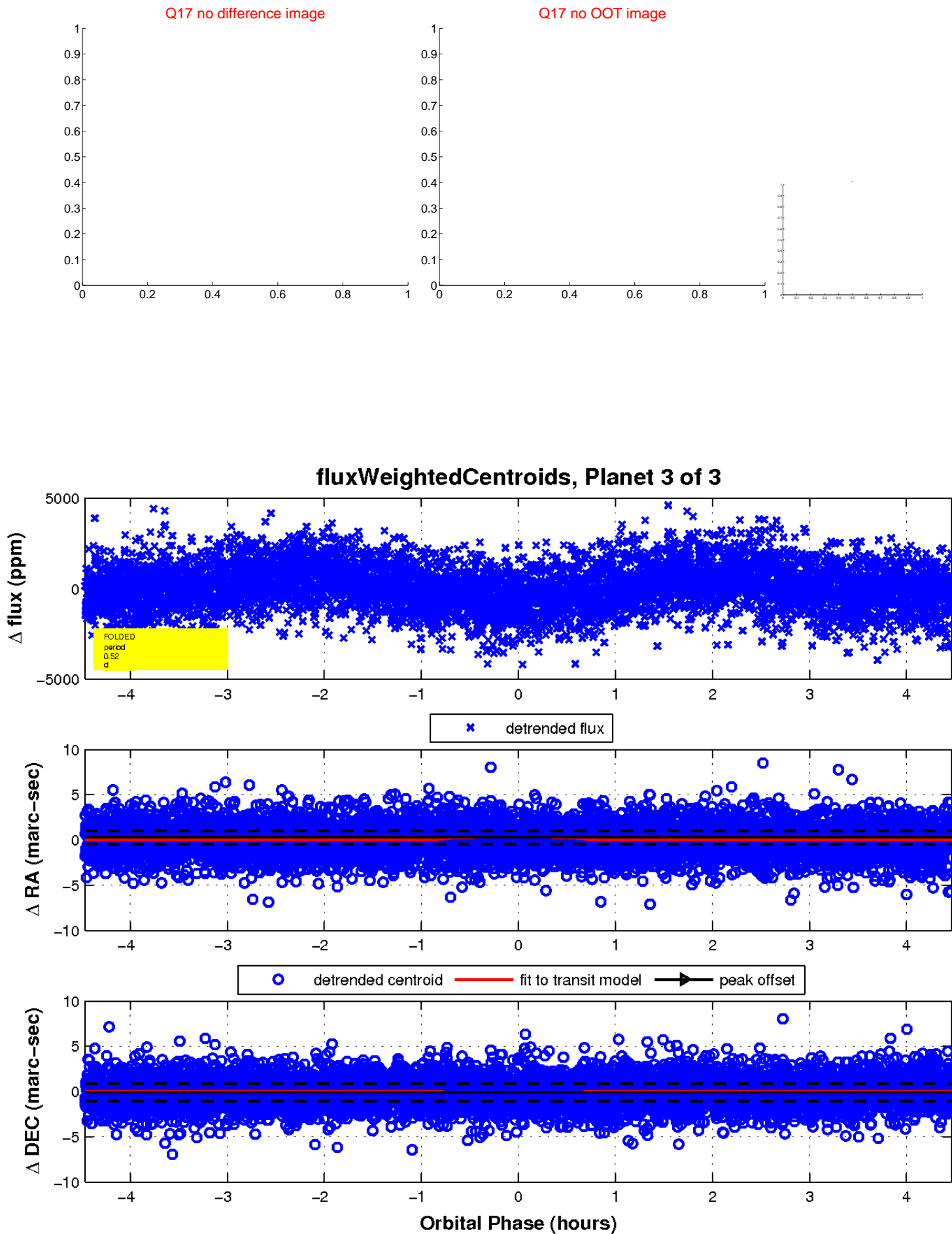
Q16 no difference image



Q16 no OOT image



white \times : KIC target position; $+$: OOT centroid; \triangle : difference centroid. red \times : large negative pixel value.



UKIRT Image

Declination

