

KIC 005479821

Q1-17 DR25 TCE Parameters

TCE	Run Type	KOI?	Period (Days)	Epoch (BKJD)	Depth (ppm)	Duration (Hours)	MES	SNR	R_{\star} (R_{\odot})	T_{\star} (K)	R_p (R_{\oplus})	S_p (S_{\oplus})
005479821-01	OBS	No	1.701254	132.250487	22.6	2.168	17.0	14.8	2.78	11030	1.51	64313.88
005479821-02	OBS	No	346.404502	192.024680	0.4	10.975	18.1	0.0	2.78	11030	0.17	53.69
005479821-03	OBS	No	0.851382	131.561787	0.0	7.277	18.1	0.0	2.78	11030	0.01	161869.34

Robovetter Results

TCE	Run Type	Disp	Score	N	S	C	E	Comments
005479821-01	OBS	FP	0.00	1	0	0	0	SWEET_NTL—LPP_DV—MOD_NONUNIQ_DV—MOD_NONUNIQ_ALT—CENT_SATURATED
005479821-02	OBS	FP	0.00	1	0	0	0	INDIV_TRANS_RUBBLE_CHASES_TRACKER—LPP_DV—LPP_ALT—ALL_TRANS_CHASES—MOD_NONUNIQ_DV—MOD_TER_DV—MOD_POS_DV— MOD_NONUNIQ_ALT—MOD_TER_ALT—MOD_POS_ALT—INCONSISTENT_TRANS—CENT_SATURATED
005479821-03	OBS	FP	0.00	1	0	0	0	LPP_DV—LPP_ALT—MOD_NONUNIQ_ALT—CENT_SATURATED

Notes: OBS = Observed. INJ = Injected. INV = Inverted. SCR = Scrambled.

N = Not Transit-Like. S = Stellar Eclipse. C = Centroid Offset. E = Ephemeris Match.

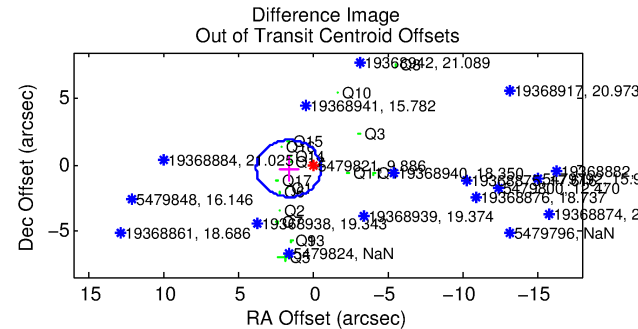
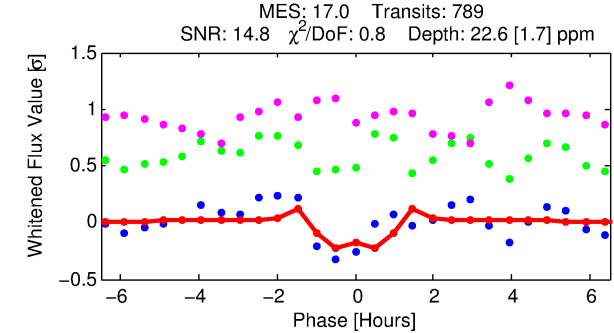
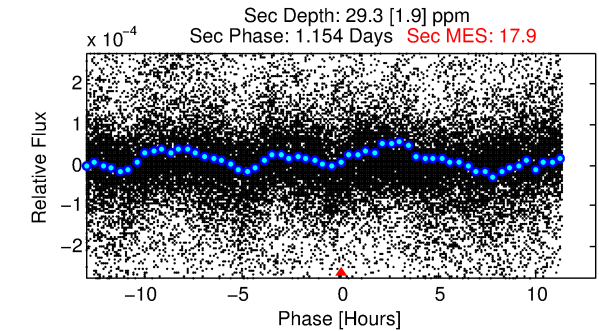
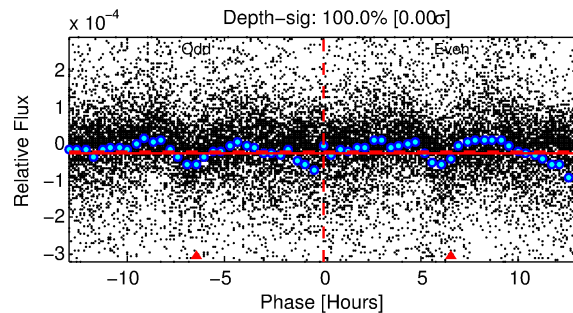
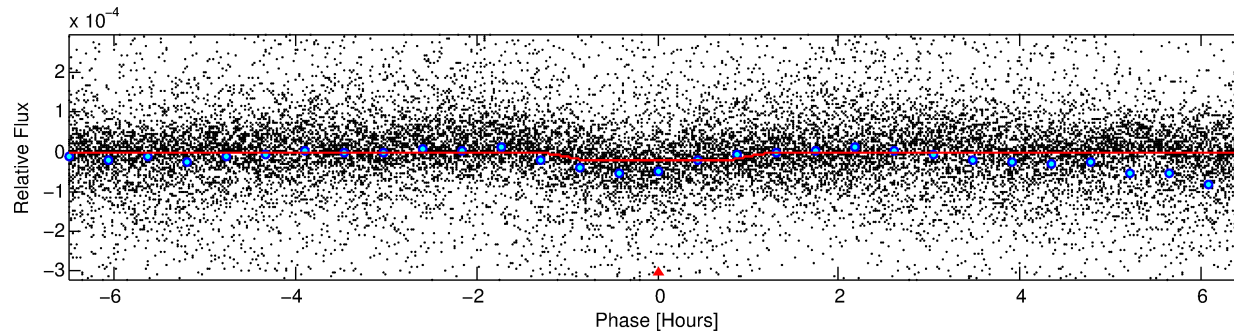
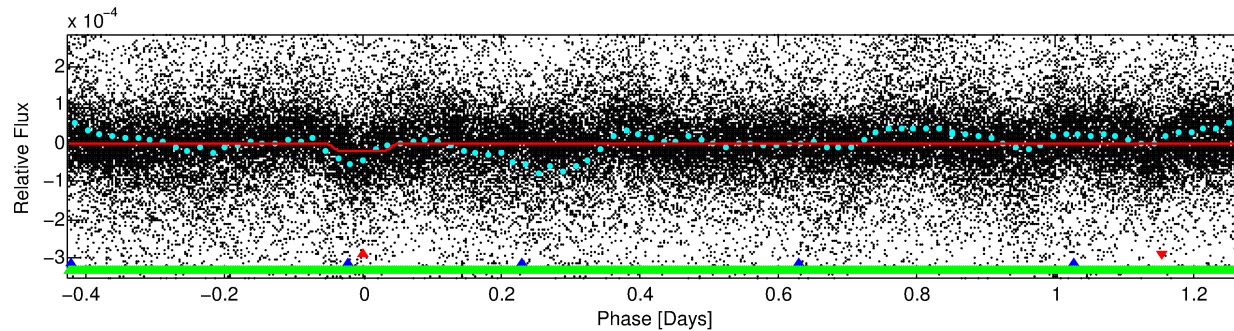
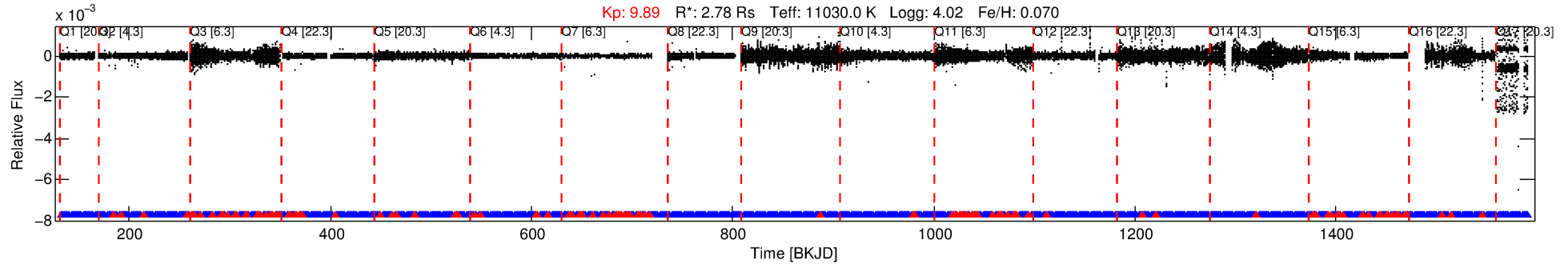
See http://exoplanetarchive.ipac.caltech.edu/docs/API_kepcandidate_columns.html#proj_disp_col for comment definitions.

Ephemeris Match Information For 005479821-01

No Significant Match Found

DV One-Page Summary

KIC: 5479821 Candidate: 1 of 3 Period: 1.701 d



DV Fit Results:

Period = 1.70125 [0.00001] d
Epoch = 132.2505 [0.0012] BKJD
Rp/R* = 0.0050 [0.0004]
a/R* = 2.84 [1.60]
b = 0.90 [0.14]
Seff = 64313.88 [33330.33]
Teq = 4061 [526] K
Rp = 1.51 [0.56] Re
a = 0.0399 [0.0127] AU
Ag = 11.25 [5.79] [1.77 σ]
Teffp = 11498 [751] K [8.11 σ]

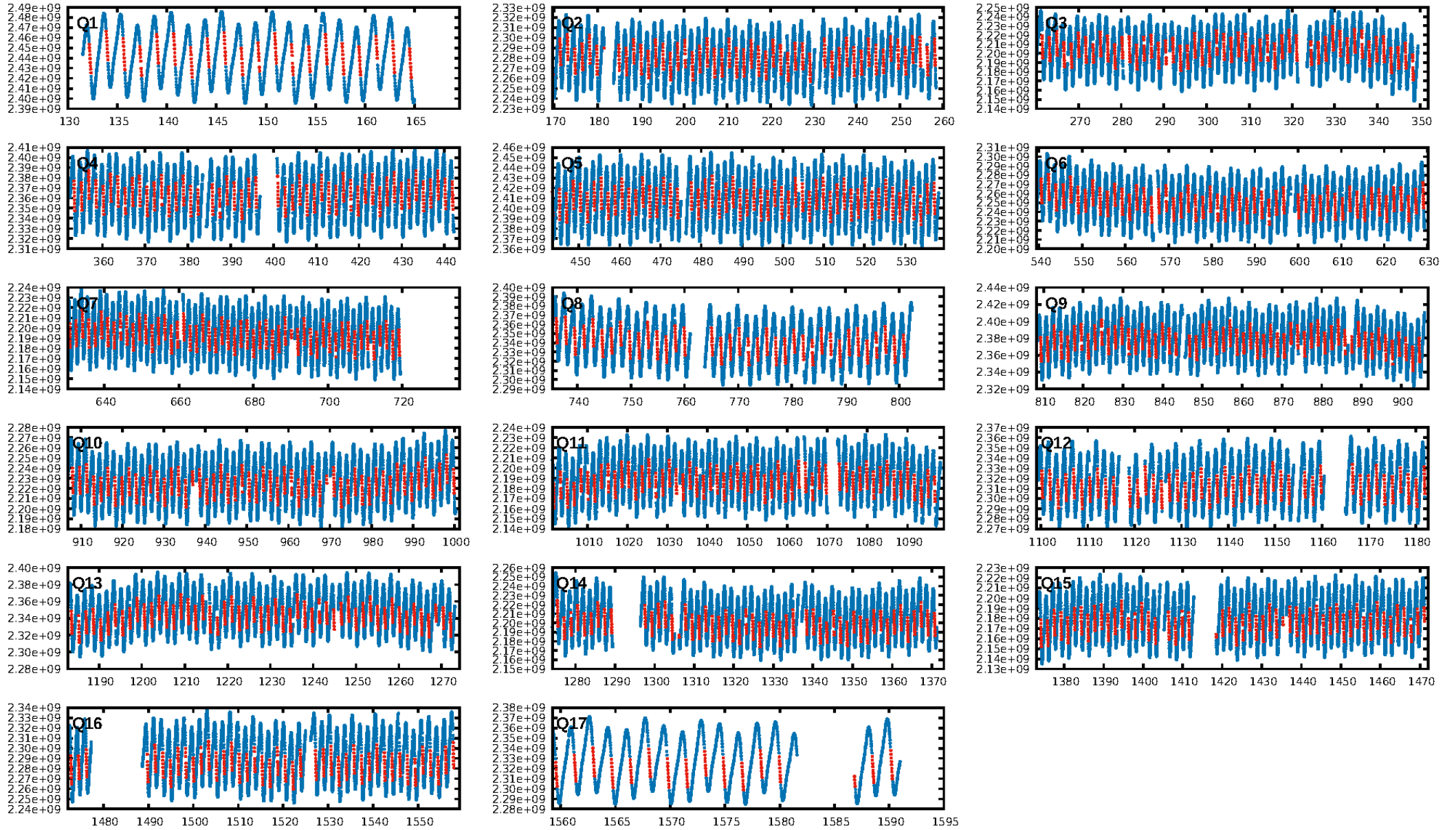
DV Diagnostic Results:

ShortPeriod-sig: 99.3% [2.69 σ]
LongPeriod-sig: 100.0% [739.50 σ]
ModelChiSquare2-sig: N/A
ModelChiSquareGof-sig: N/A
Bootstrap-pfa: N/A
RollingBand-fgt: 0.85 [642/753]
GhostDiagnostic-chr: N/A
Centroid-sig: 0.8%
Centroid-so: 4.078 arcsec [1.62 σ]
OotOffset-rm: 1.629 arcsec [2.27 σ]
OotOffset-st: 4/4/4/5 [17]
KicOffset-rm: 1.827 arcsec [2.39 σ]
KicOffset-st: 4/4/4/5 [17]
DiffImageQuality-fgm: 0.18 [3/17]
DiffImageOverlap-fno: 0.12 [2/17]

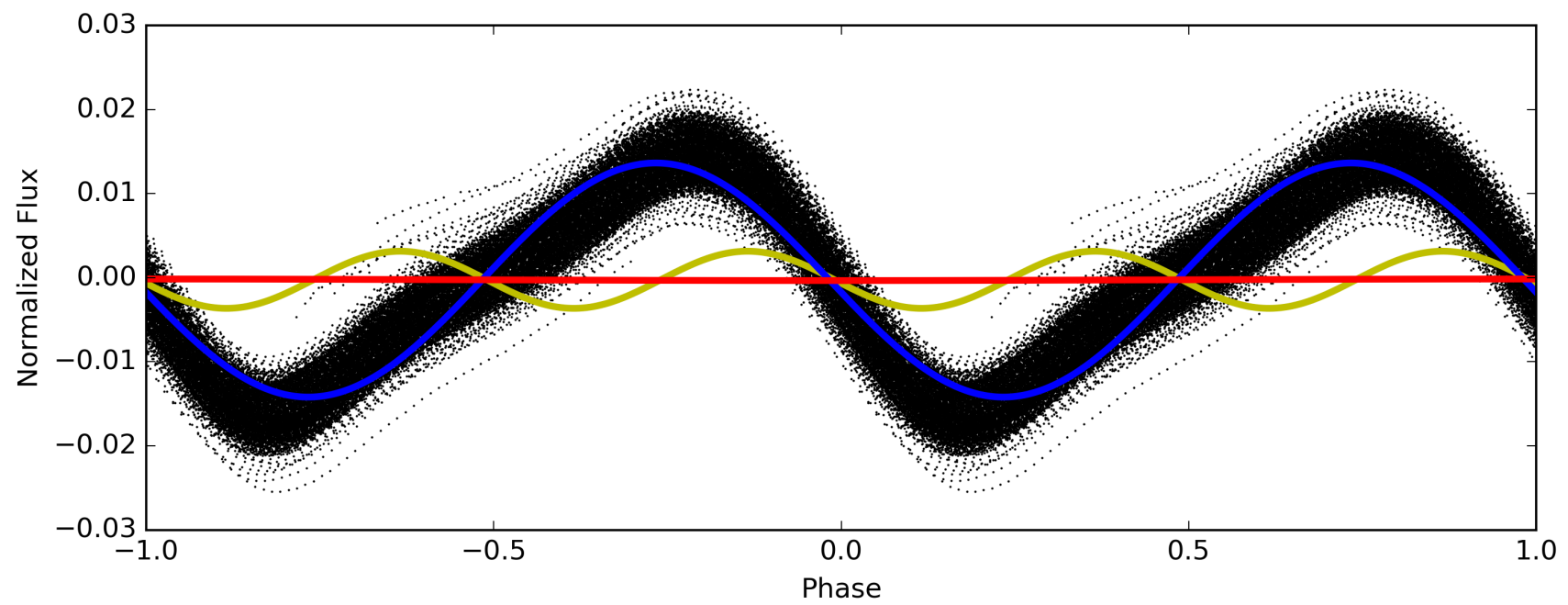
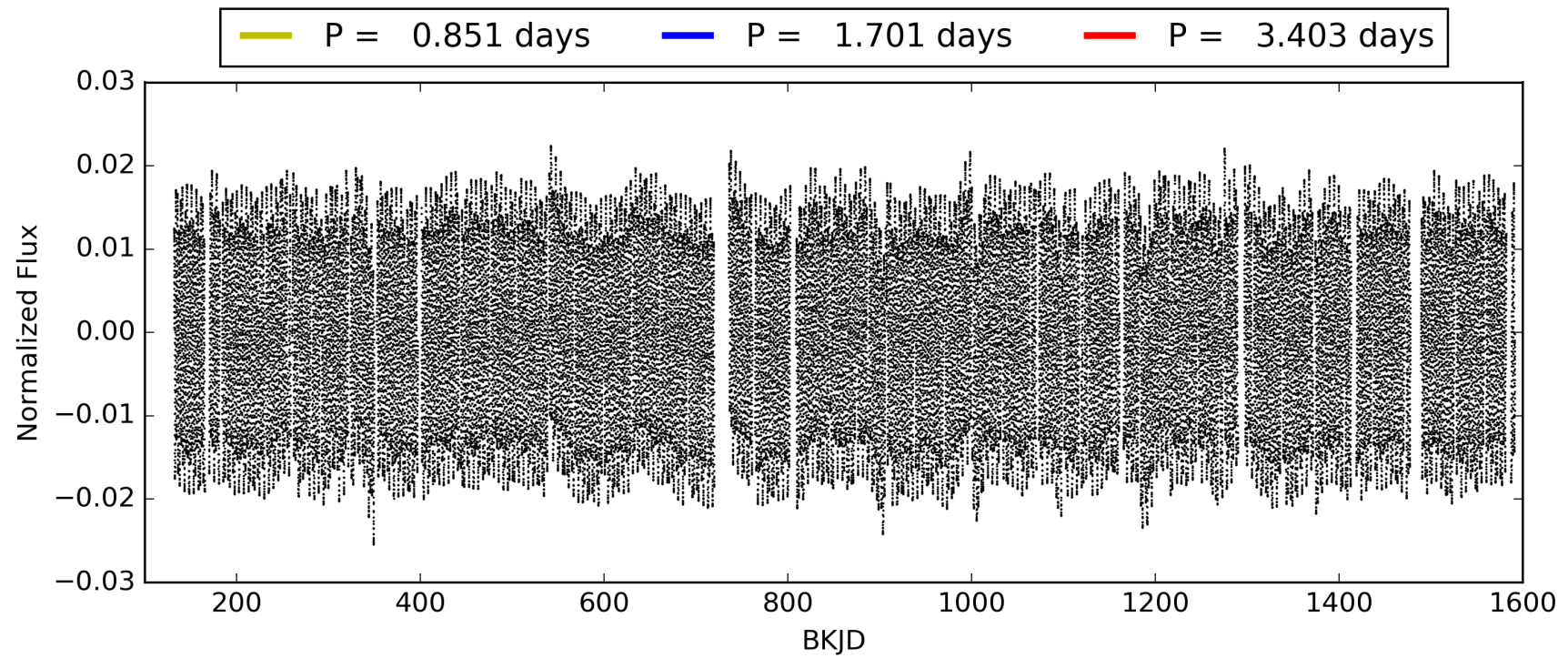
Software Revision: svn+ssh://murzim/repo/soc/tags/release/9.3.42@60958 -- Date Generated: 30-Jan-2016 08:24:09 Z

This Data Validation Report Summary was produced in the Kepler Science Operations Center Pipeline at NASA Ames Research Center

TCE 005479821-01, PDC Light Curves

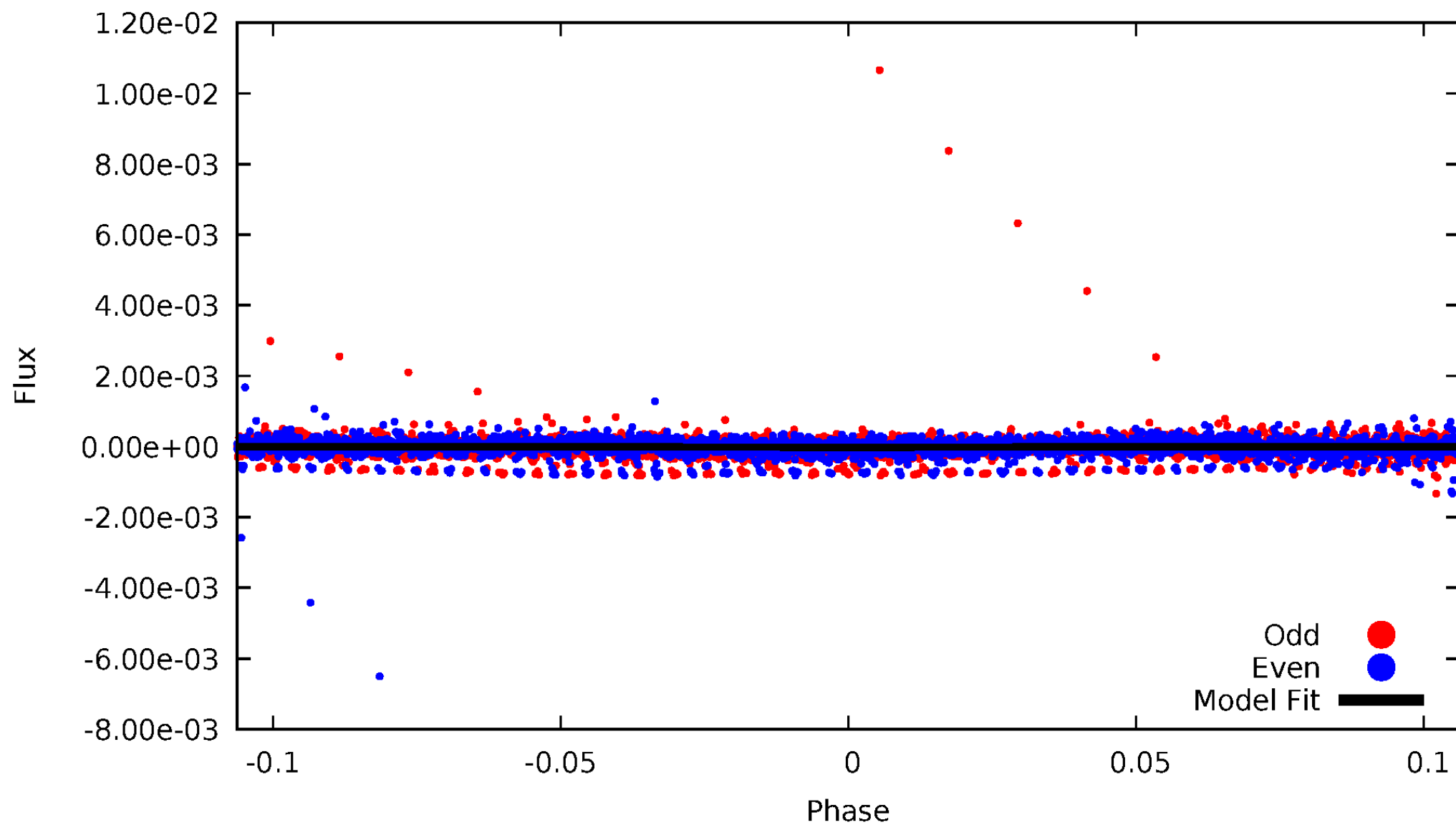


TCE 005479821-01



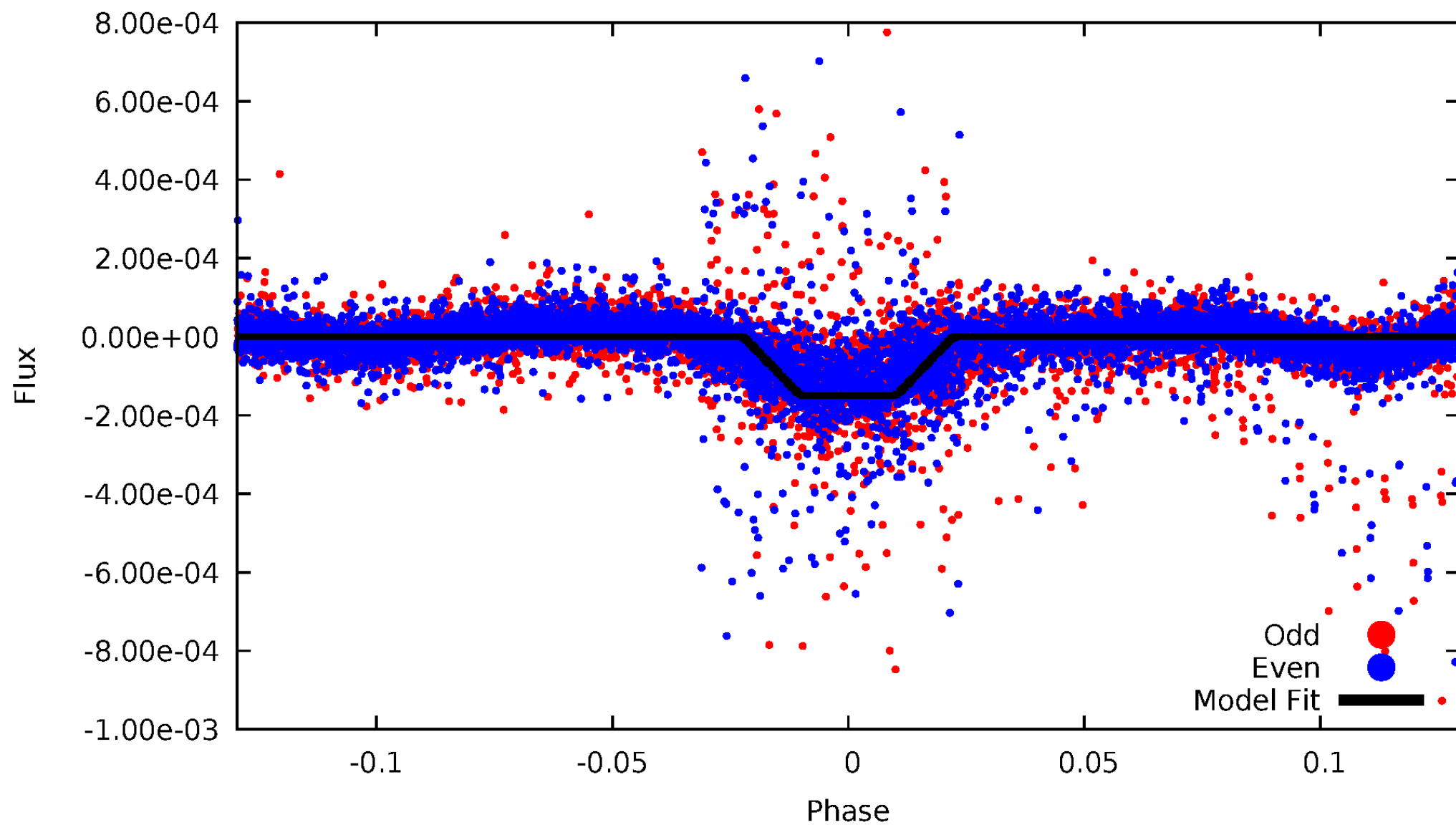
DV Odd/Even

TCE 005479821-01



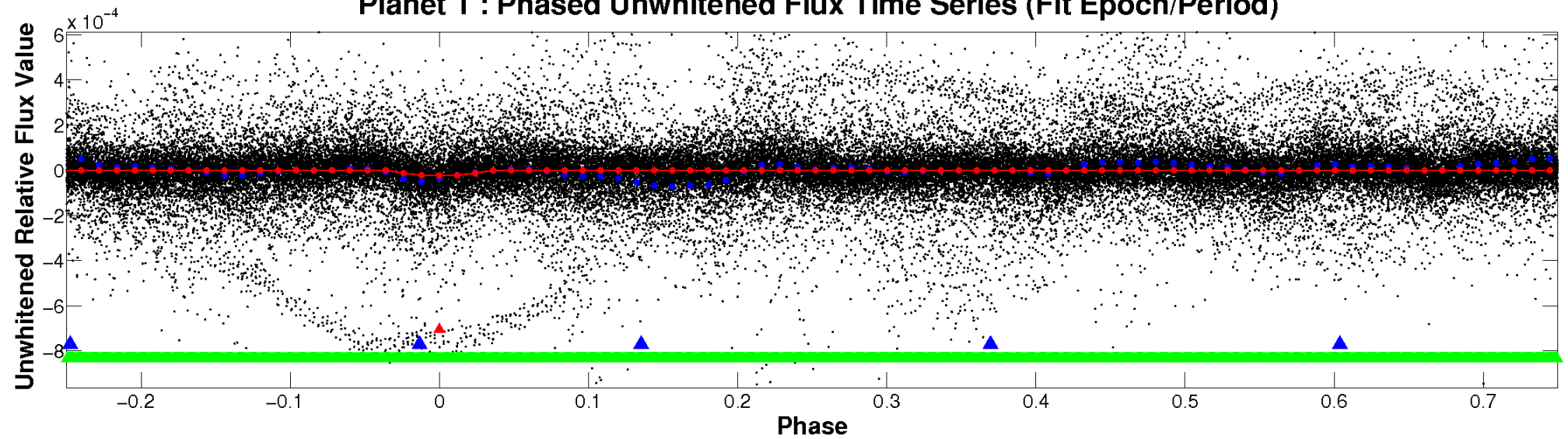
ALT Odd/Even

TCE 005479821-01

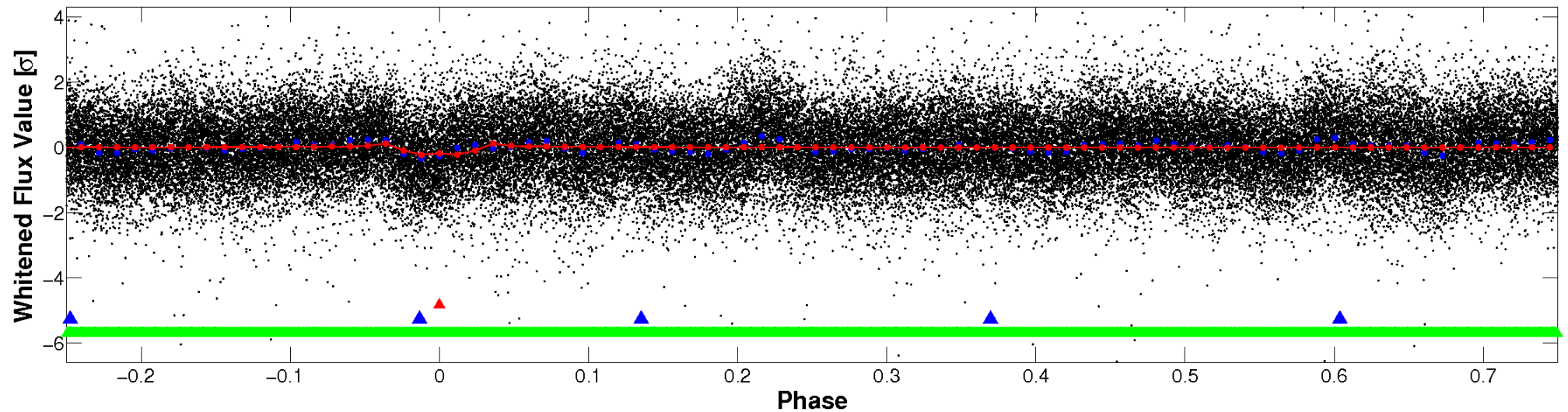


Non-Whitened Vs. Whitened Light Curve

Planet 1 : Phased Unwhitened Flux Time Series (Fit Epoch/Period)

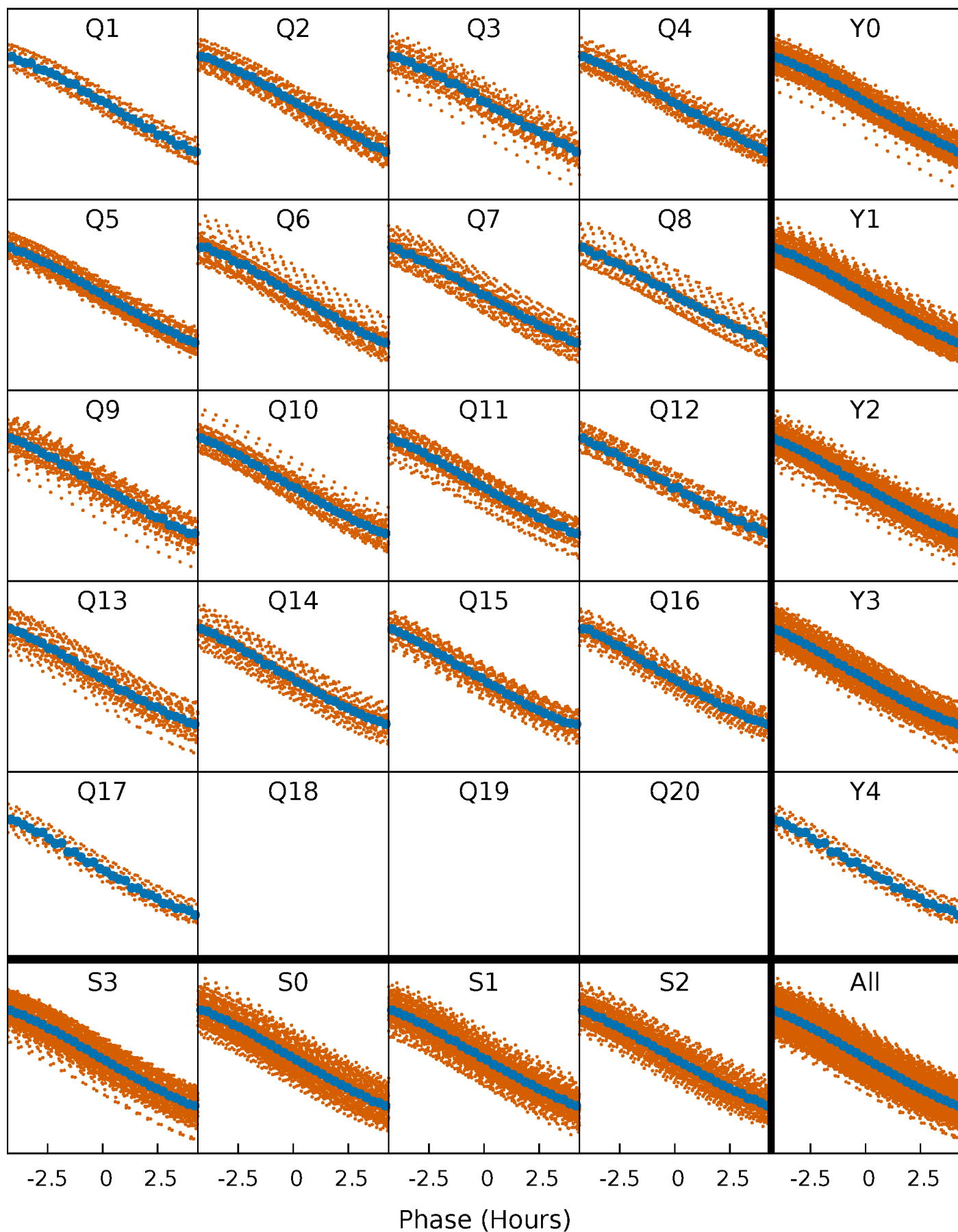


Planet 1 : Phased Whitened Flux Time Series (Fit Epoch/Period)



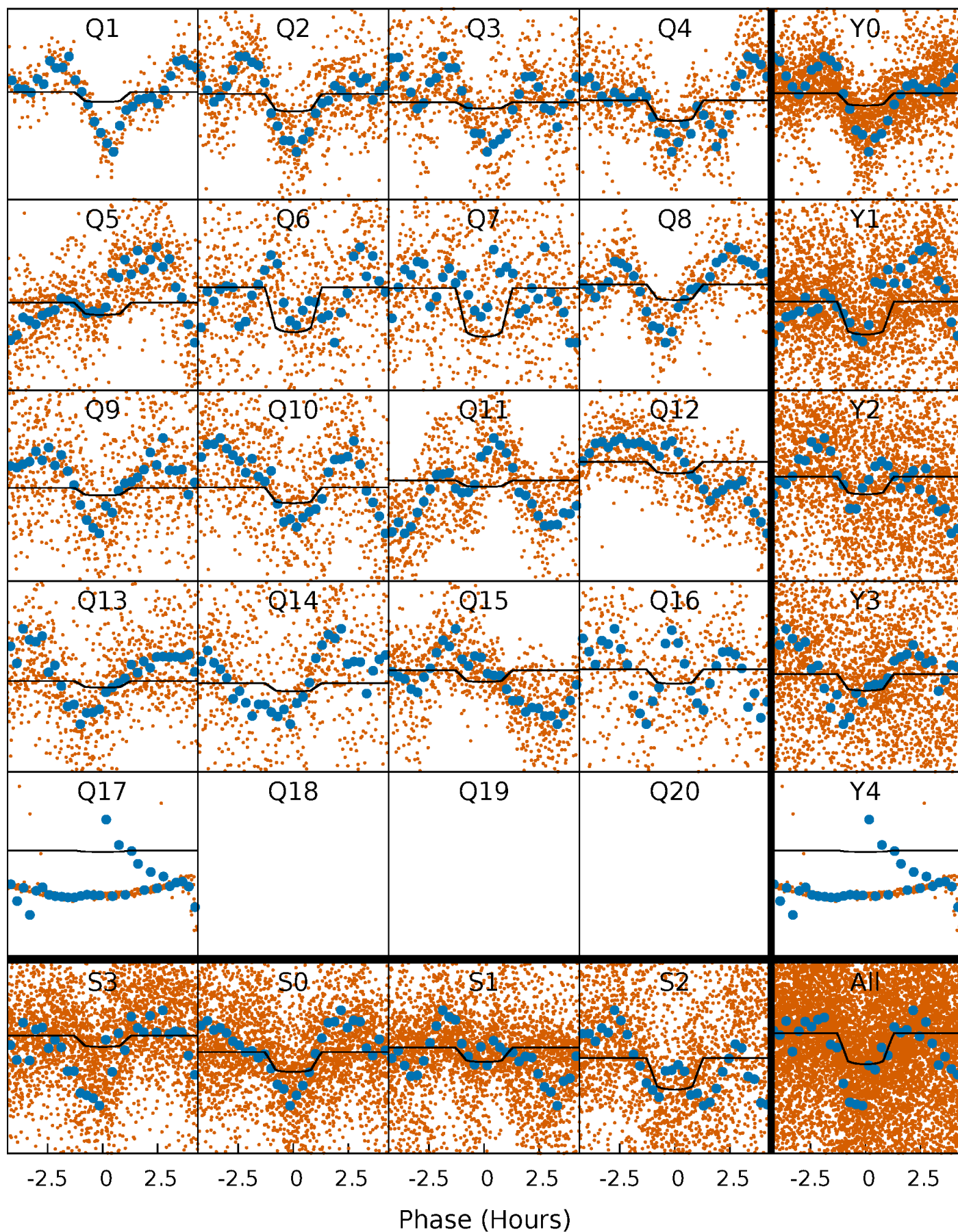
PDC Quarter-Phased Transit Curves

TCE 005479821-01 P= 1.701254 Days $T_0=132.250487$ (BKJD)



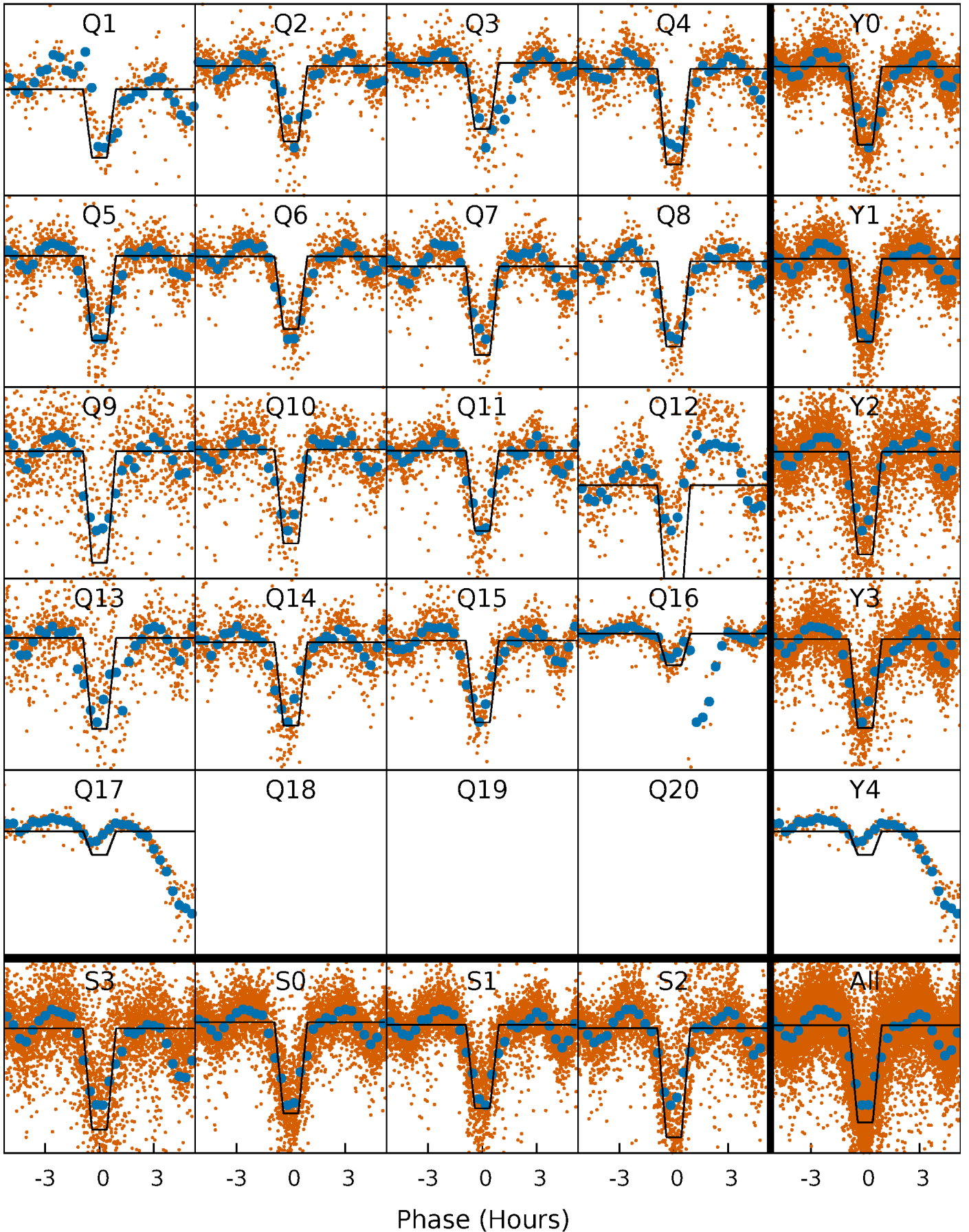
DV Quarter-Phased Transit Curves

TCE 005479821-01 P= 1.701254 Days $T_0=132.250487$ (BKJD)



Alt. Detrend Quarter-Phased Transit Curves

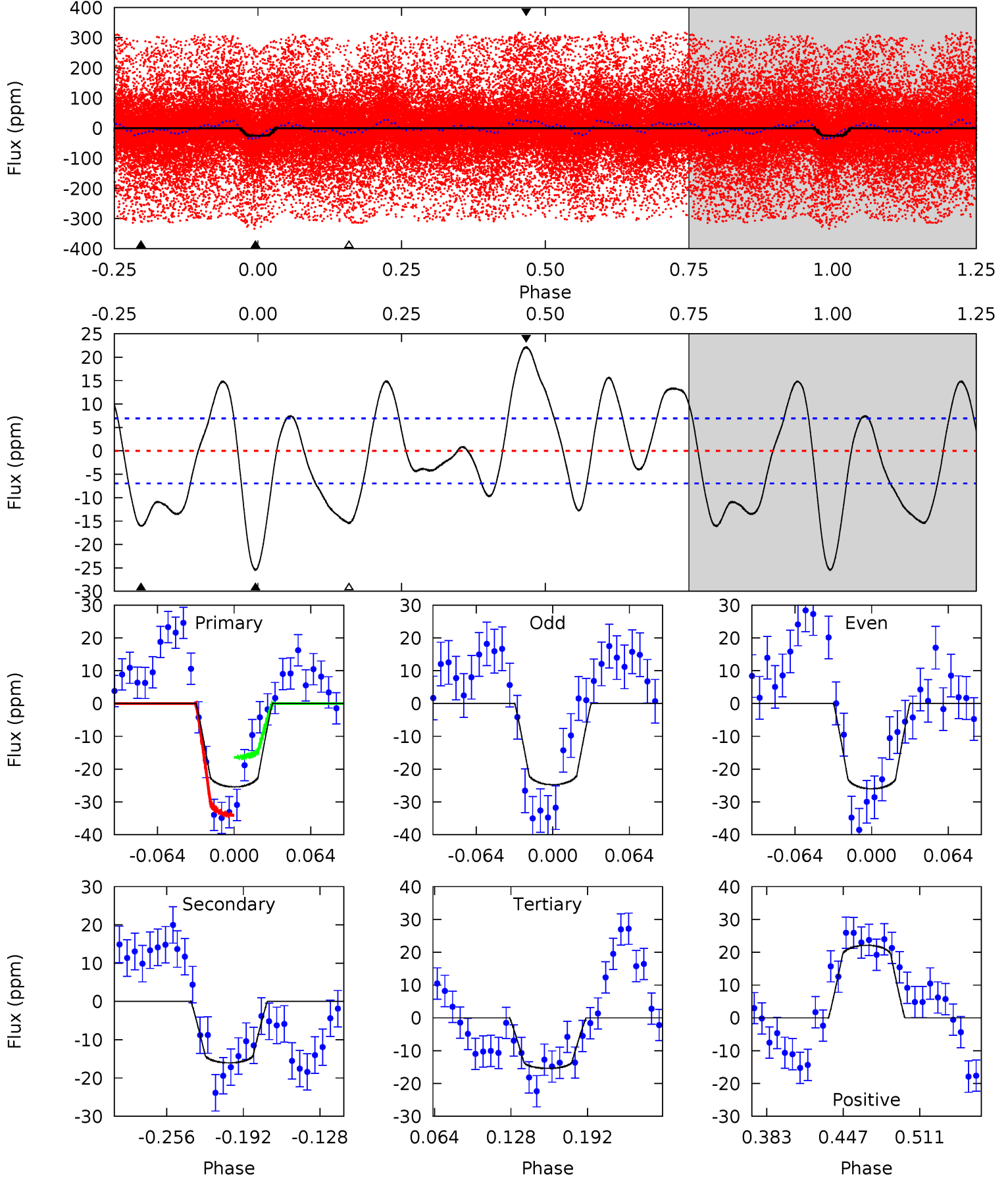
TCE 005479821-01 P= 1.701203 Days $T_0=132.253821$ (BKJD)



DV Model-Shift Uniqueness Test

005479821-01, P = 1.701254 Days, E = 130.549233 Days

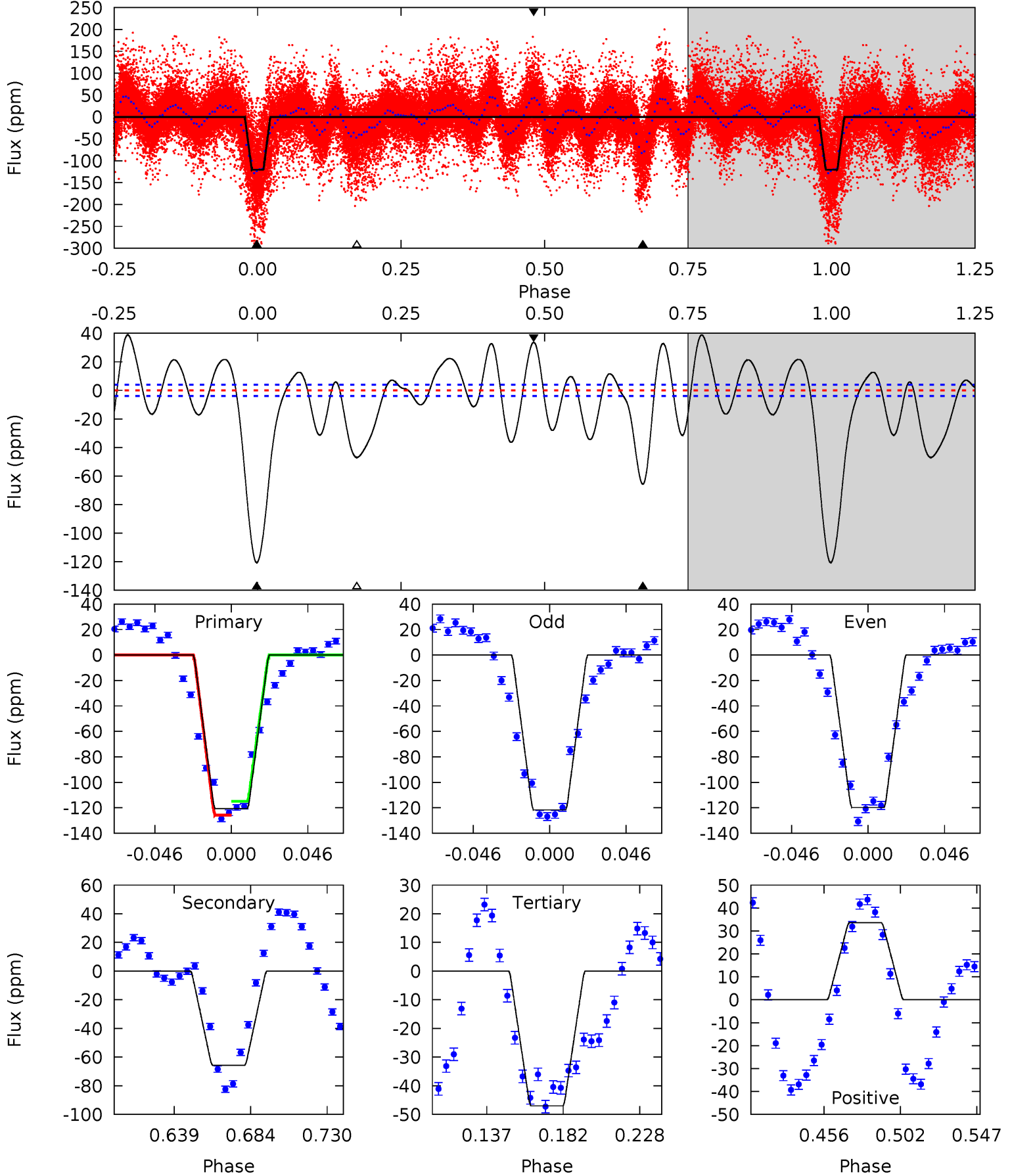
Pri	Sec	Ter	Pos	FA ₁	FA ₂	F _{Red}	Pri-Ter	Pri-Pos	Sec-Ter	Sec-Pos	Odd-Evn	DMM	Shape	TAT
17.0	10.7	10.3	14.8	4.66	1.85	6.43	6.70	2.21	0.42	-4.07	0.43	1.30	0.47	6.04



Alt Model-Shift Uniqueness Test

005479821-01, P = 1.701203 Days, E = 130.552618 Days

Pri	Sec	Ter	Pos	FA ₁	FA ₂	F _{Red}	Pri-Ter	Pri-Pos	Sec-Ter	Sec-Pos	Odd-Evn	DMM	Shape	TAT
144.1	78.5	56.2	40.1	4.73	2.00	23.1	87.9	104.0	22.3	38.3	1.10	0.97	0.24	6.30



Stellar Parameters For KIC 005479821

	$T_{\text{eff}}(K)$	$\log(g)$	[Fe/H]	R (R_{\odot})	$M(M_{\odot})$	p_{\star} ($\text{g}\cdot\text{cm}^{-3}$)
	11030^{+304}_{-522}	$4.017^{+0.273}_{-0.147}$	$0.070^{+0.050}_{-0.650}$	$2.781^{+0.665}_{-0.997}$	$2.928^{+0.230}_{-0.737}$	$0.192^{+0.368}_{-0.085}$
	+3%/-5%	+7%/-4%	+71%/-929%	+24%/-36%	+8%/-25%	+192%/-44%
Source	KIC0	KIC0	KIC0	DSEP		

KIC = Kepler Input Catalog; PHO = Photometry; SPE = Spectroscopy; AST = Asteroseismology
 TRA = Transits; DESP = Dartmouth Models; MULT = Multiple Models

Secondary Eclipse Parameters for KIC 005479821-01 / KOI

Detrend	Depth (ppm)	R_p (R_{\oplus})	T_{max} (K)	T_{obs} (K)	A_{obs}
DV	-16 ± 1	$1.45^{+0.27}_{-0.27}$	5557^{+451}_{-513}	9172^{+768}_{-662}	$6.610^{+2.979}_{-1.969}$
Alt.	-66 ± 1	$3.62^{+0.54}_{-0.70}$	5582^{+467}_{-512}	8045^{+265}_{-325}	$4.329^{+1.677}_{-1.031}$

T_{max} = Theoretical Maximum Planetary Temperature

T_{obs} = Observed Planetary Temperature (Assuming $A=0.3$)

A_{obs} = Observed Albedo (Assuming $T=0$)

If a secondary eclipse is present, the system is likely an EB if $T_{obs} \gg T_{max}$ AND $A_{obs} \gg 1.0$

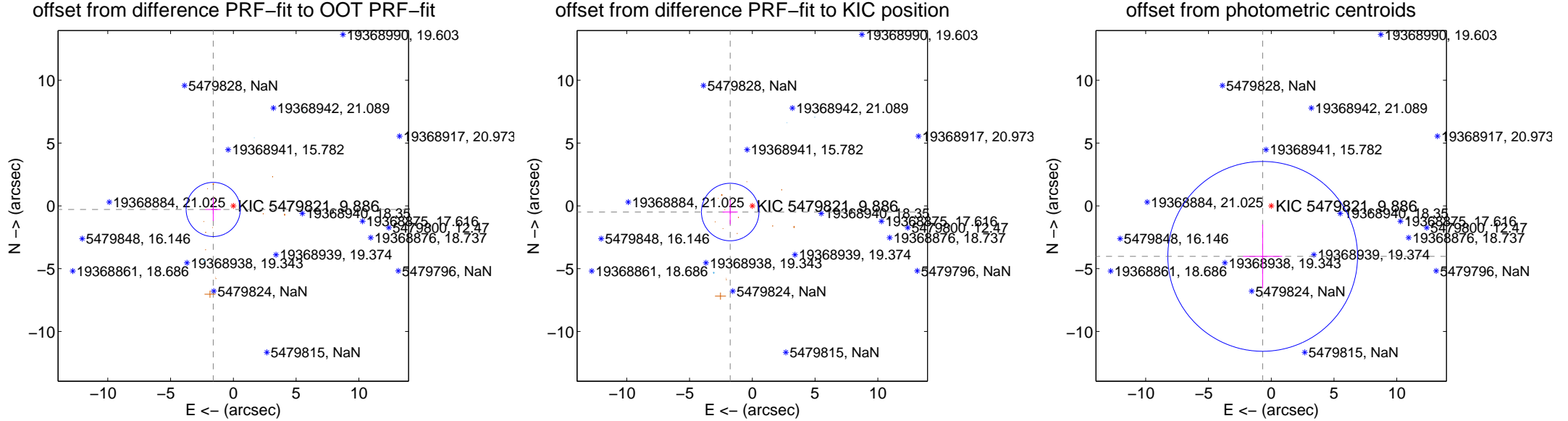
DV Centroid Data

Supplemental centroid analysis for 005479821-01. **Kepler magnitude: 9.89.** Transit SNR 14.81

There are 3 quarters with good PRF difference image offsets

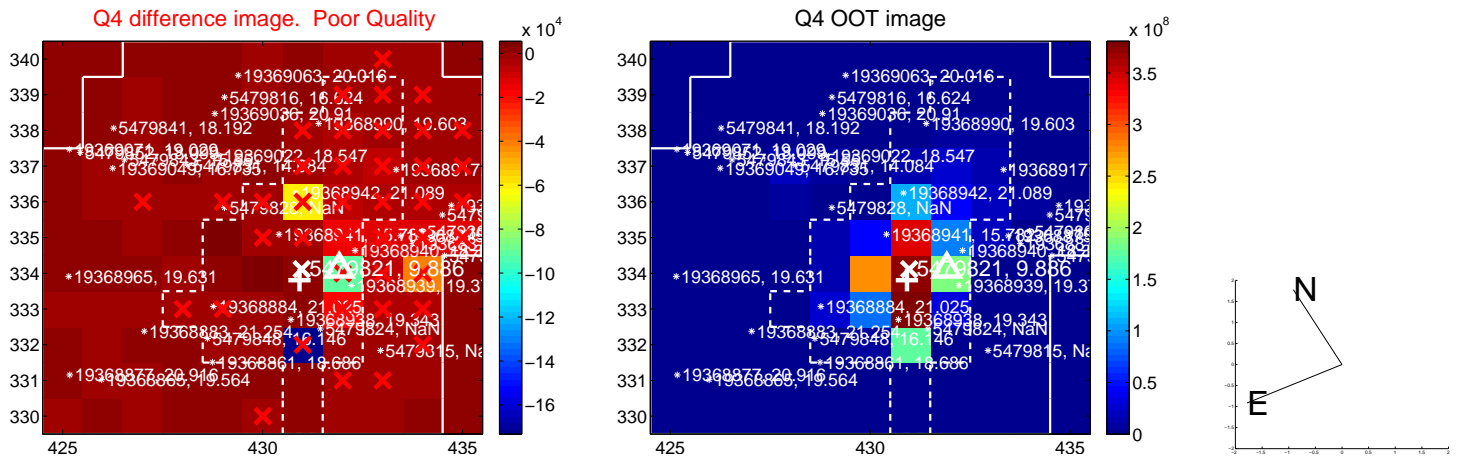
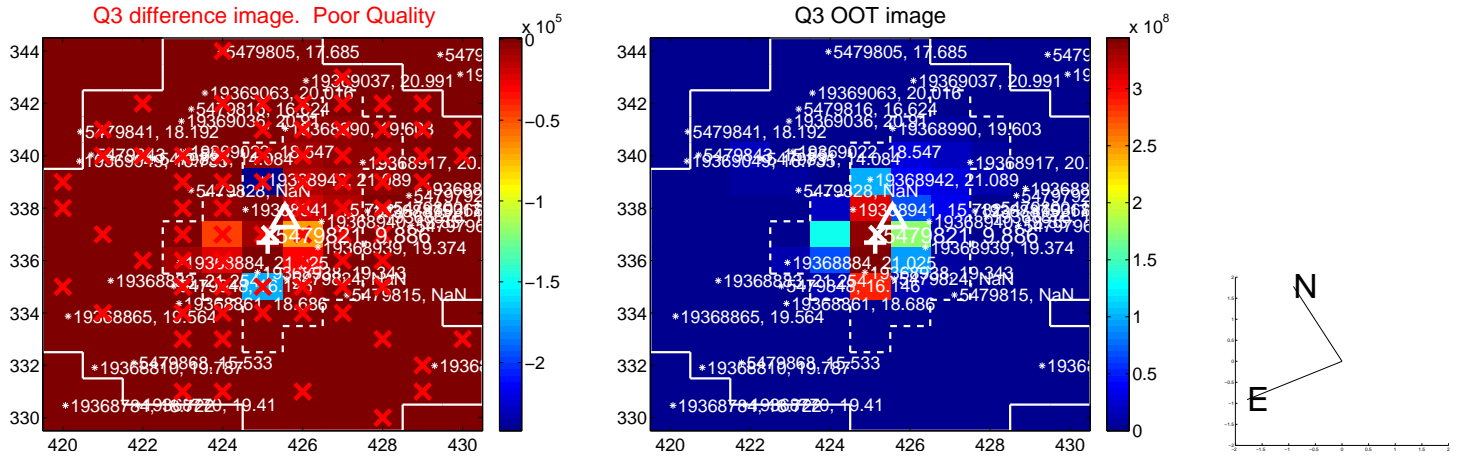
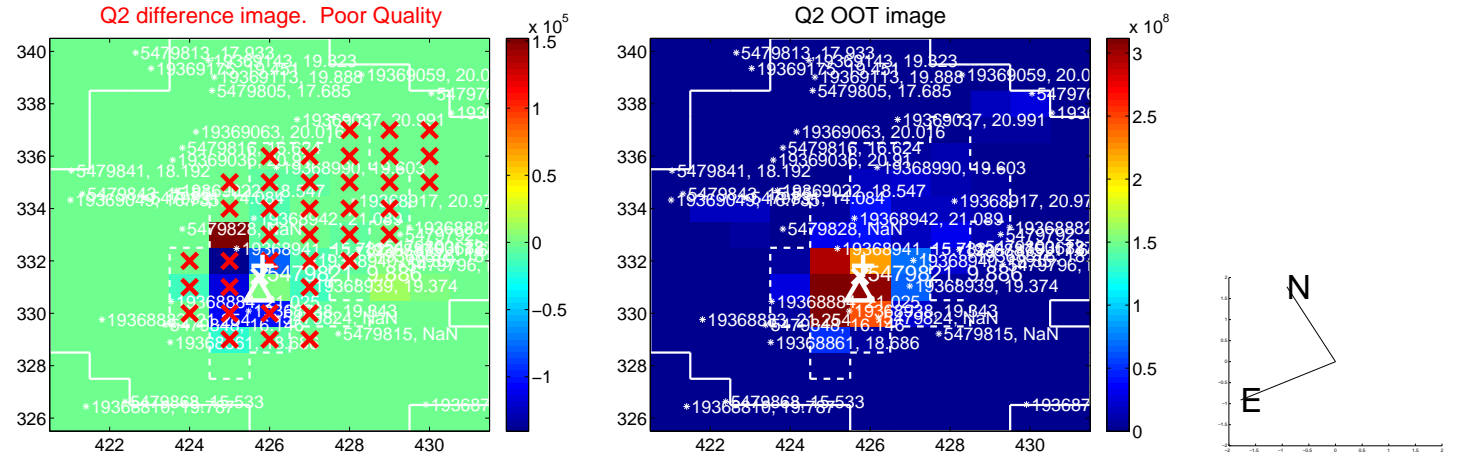
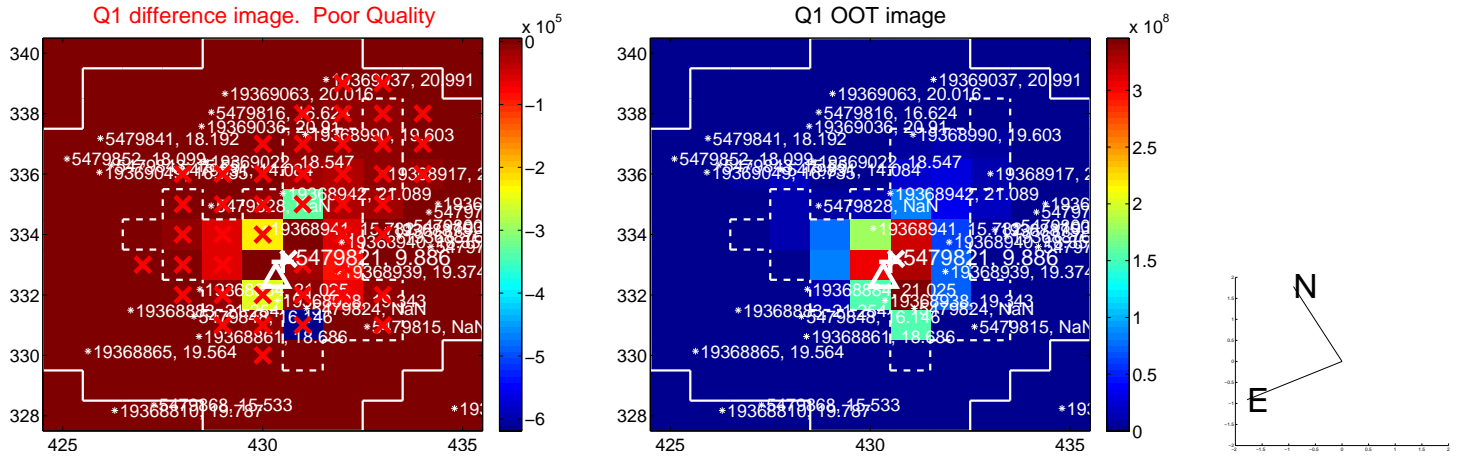
The direct PRF centroid is offset from the target star catalog position by about 0.60 arcsec

	Distance in arcsec	Distance / σ	Δ RA	Δ Dec
PRF-fit source offset from OOT	1.629 ± 0.719	2.27	1.603 ± 0.611	-0.286 ± 0.915
PRF-fit source offset from KIC position	1.827 ± 0.763	2.39	1.760 ± 0.599	-0.490 ± 0.978
photometric centroid source offset	4.08 ± 2.52	1.62	0.68 ± 1.55	-4.02 ± 2.54

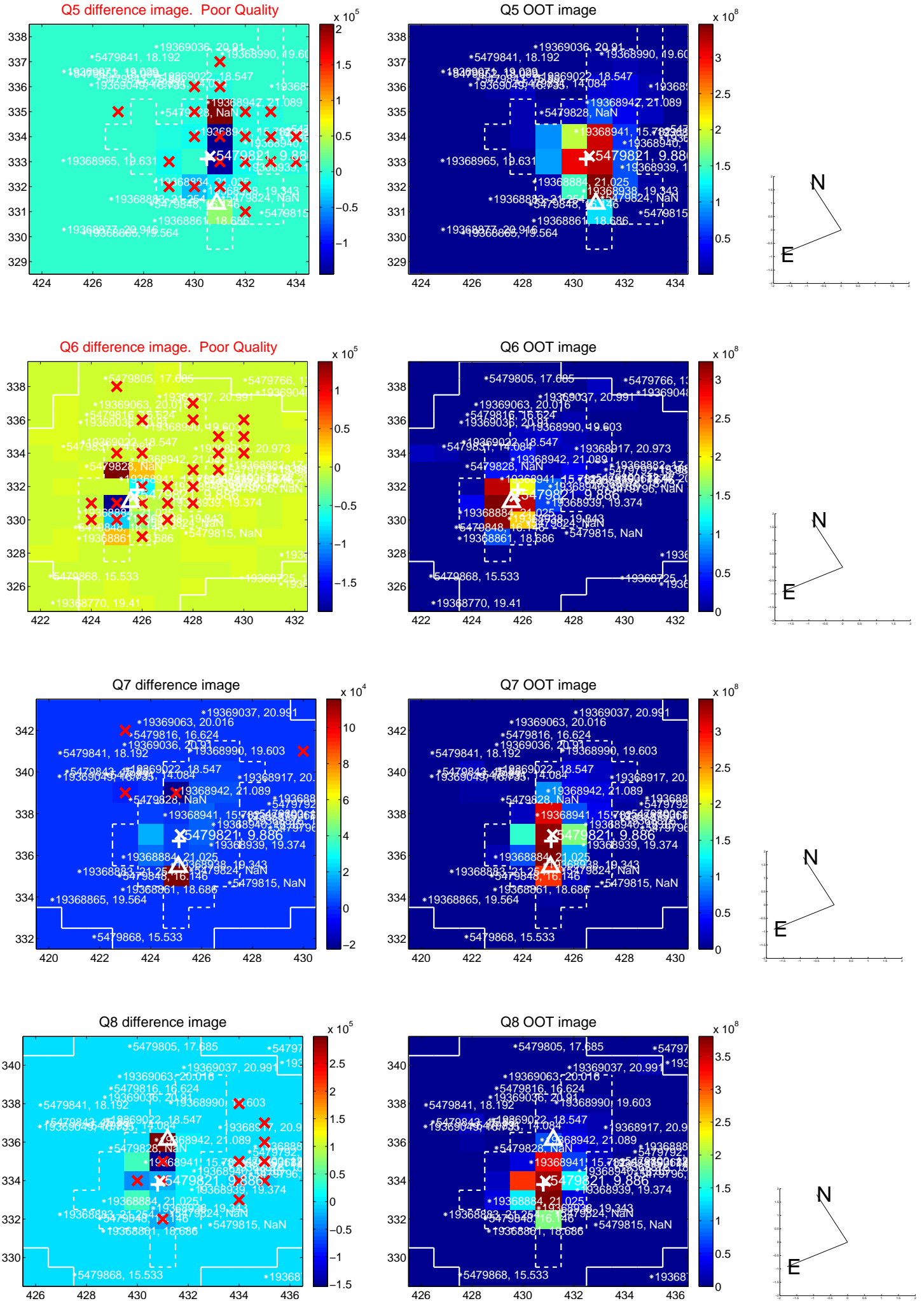


Centroid source offsets from the target star reconstructed from PRF and photometric centroids. **Sky blue crosses: good quarterly centroid offsets; Vermillion crosses: bad quarterly centroid offsets;** magenta cross: average over quarters. Length of the crosses: one- σ uncertainty. Blue circle: three- σ . Red *: target star. Blue *: Other stars. Text next to a star gives its KIC ID and kepmag. KIC IDs > 15,000,000 are from the UKIRT catalog.

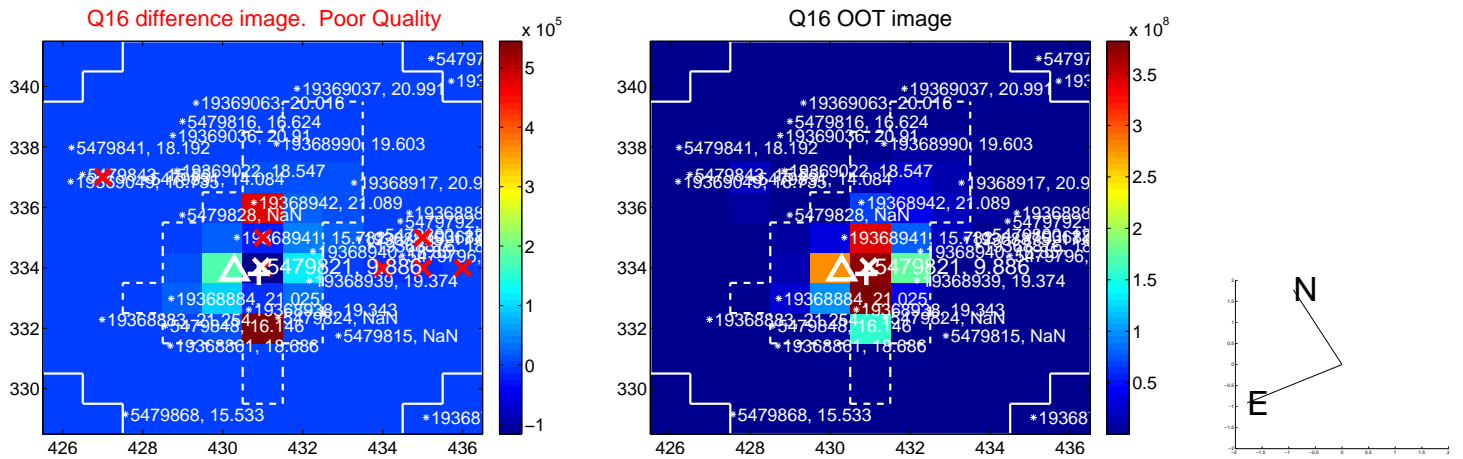
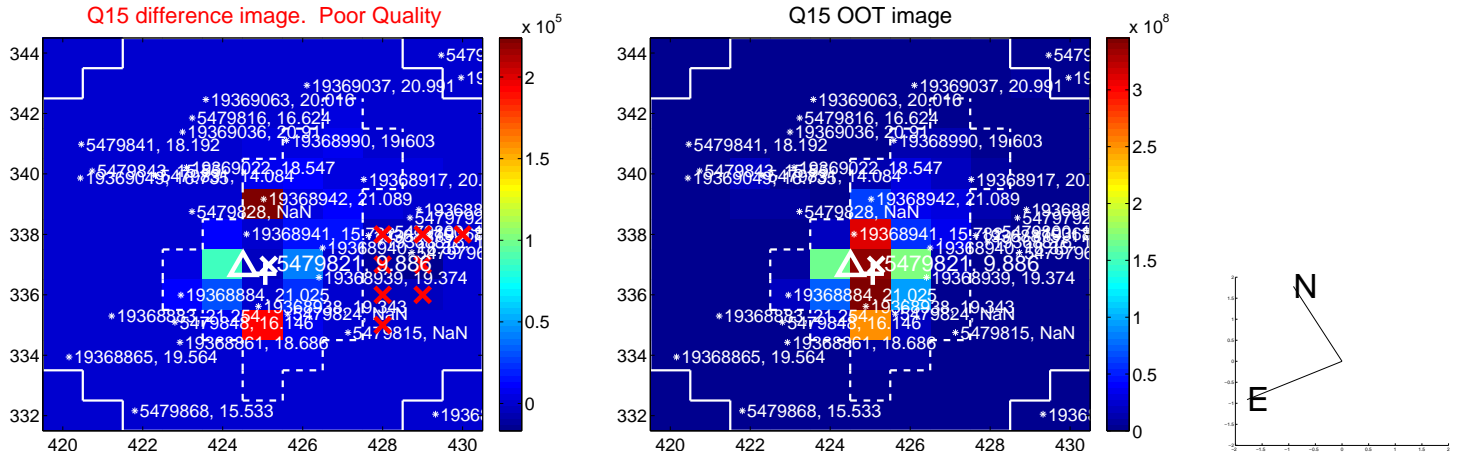
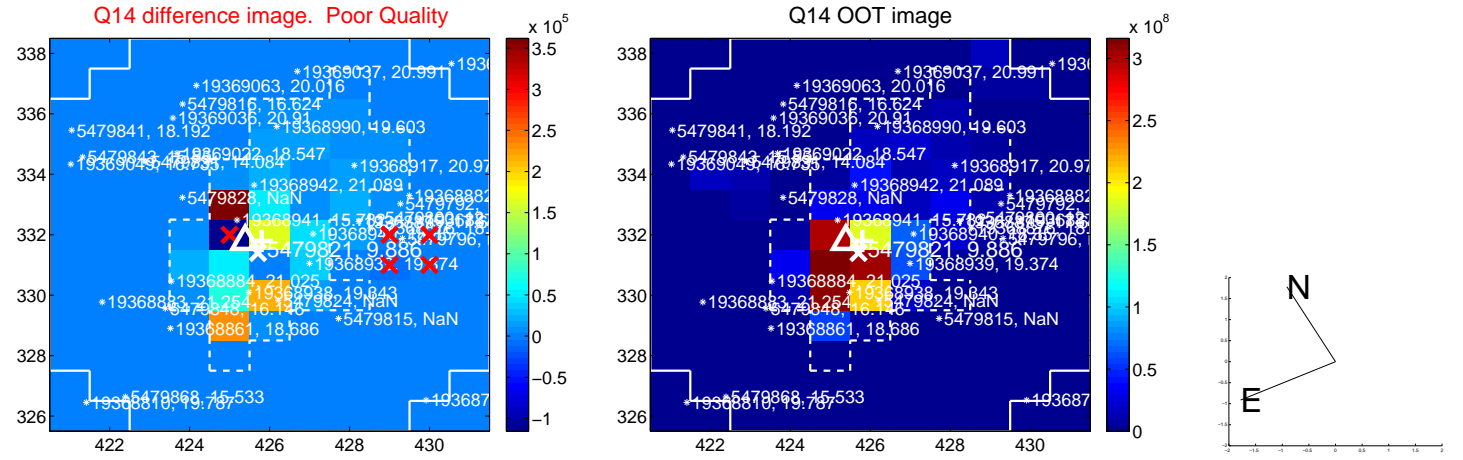
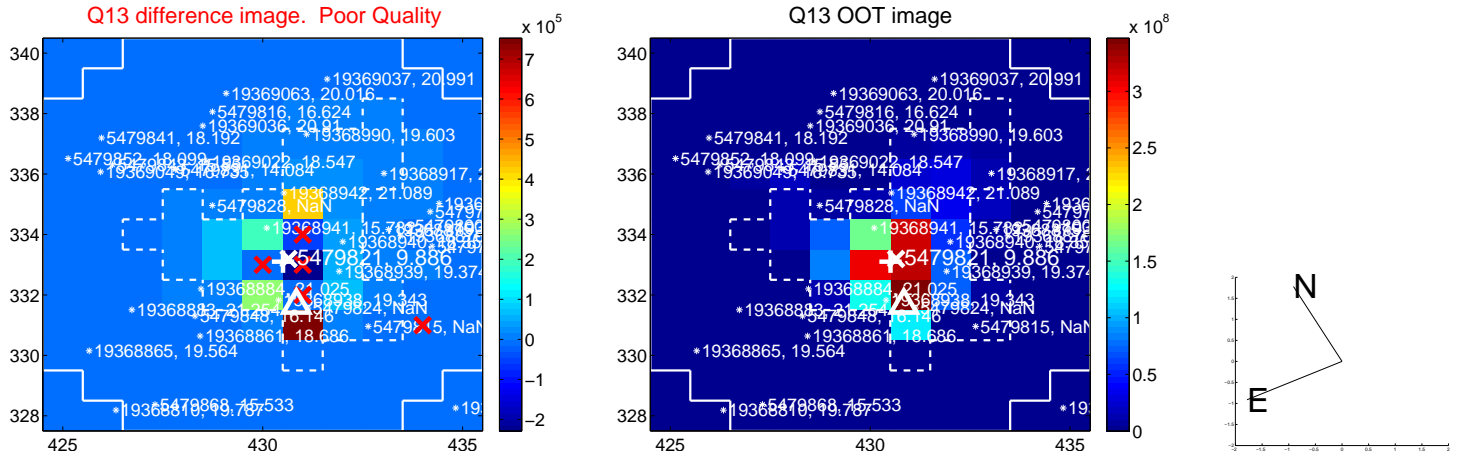
white \times : KIC target position; +: OOT centroid; \triangle : difference centroid. red \times : large negative pixel value.



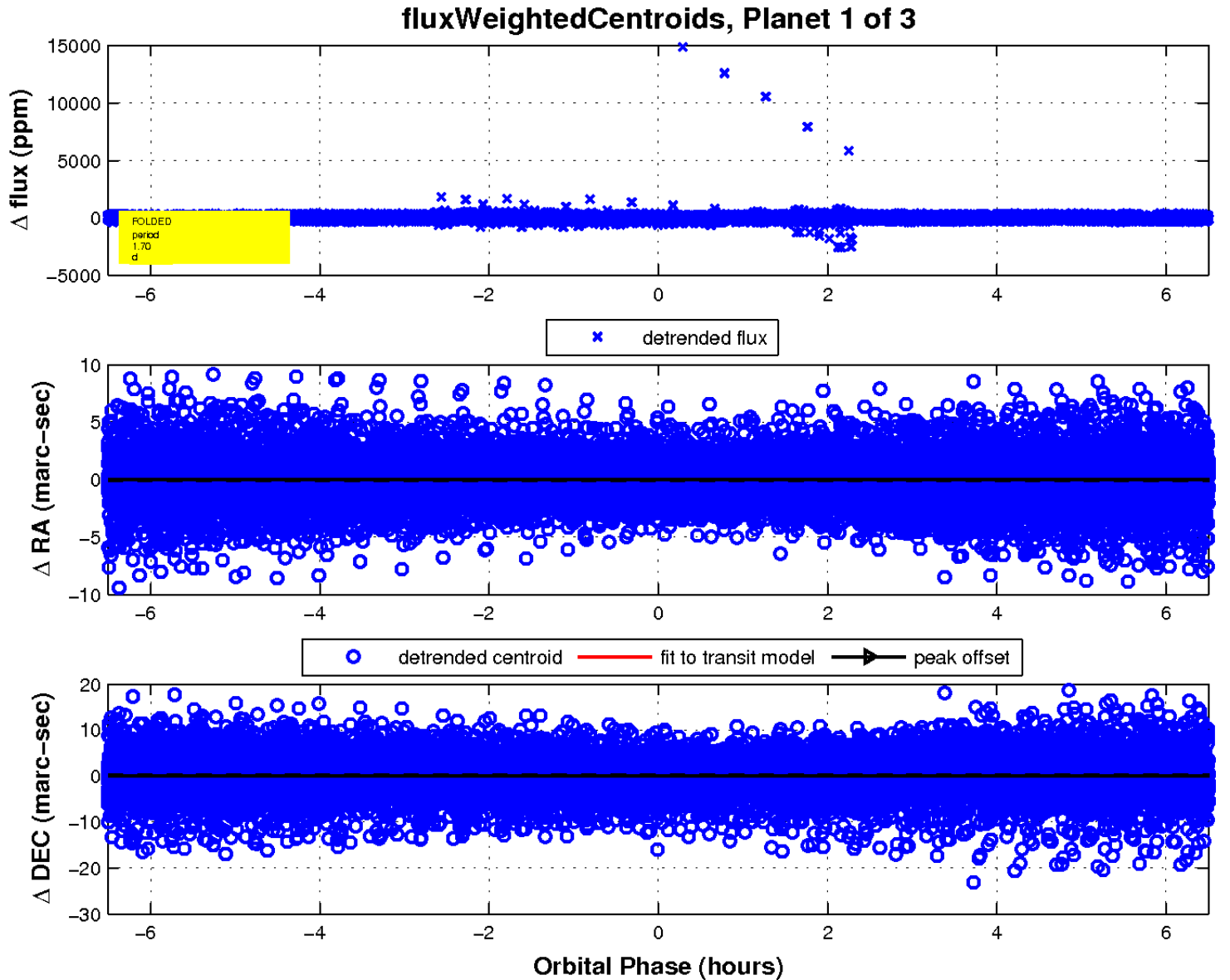
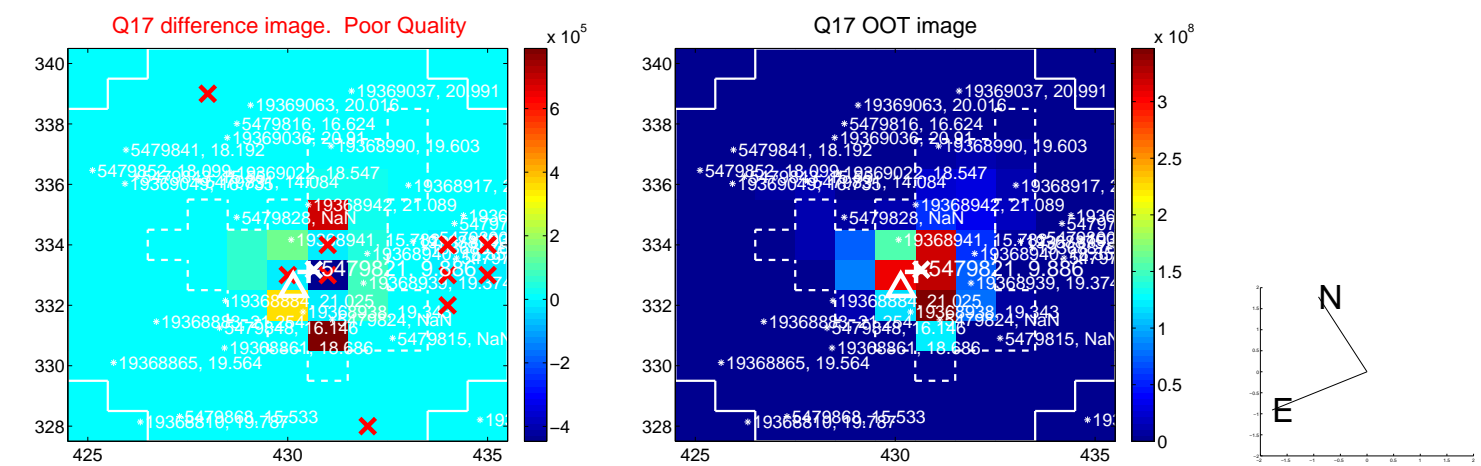
white \times : KIC target position; $+$: OOT centroid; \triangle : difference centroid. red \times : large negative pixel value.



white \times : KIC target position; +: OOT centroid; \triangle : difference centroid. red \times : large negative pixel value.




white \times : KIC target position; $+$: OOT centroid; \triangle : difference centroid. red \times : large negative pixel value.



UKIRT Image

Declination



KIC 005479821

Q1-17 DR25 TCE Parameters

TCE	Run Type	KOI?	Period (Days)	Epoch (BKJD)	Depth (ppm)	Duration (Hours)	MES	SNR	R_{\star} (R_{\odot})	T_{\star} (K)	R_p (R_{\oplus})	S_p (S_{\oplus})
005479821-01	OBS	No	1.701254	132.250487	22.6	2.168	17.0	14.8	2.78	11030	1.51	64313.88
005479821-02	OBS	No	346.404502	192.024680	0.4	10.975	18.1	0.0	2.78	11030	0.17	53.69
005479821-03	OBS	No	0.851382	131.561787	0.0	7.277	18.1	0.0	2.78	11030	0.01	161869.34

Robovetter Results

TCE	Run Type	Disp	Score	N	S	C	E	Comments
005479821-01	OBS	FP	0.00	1	0	0	0	SWEET_NTL—LPP_DV—MOD_NONUNIQ_DV—MOD_NONUNIQ_ALT—CENT_SATURATED
005479821-02	OBS	FP	0.00	1	0	0	0	INDIV_TRANS_RUBBLE_CHASES_TRACKER—LPP_DV—LPP_ALT—ALL_TRANS_CHASES—MOD_NONUNIQ_DV—MOD_TER_DV—MOD_POS_DV— MOD_NONUNIQ_ALT—MOD_TER_ALT—MOD_POS_ALT—INCONSISTENT_TRANS—CENT_SATURATED
005479821-03	OBS	FP	0.00	1	0	0	0	LPP_DV—LPP_ALT—MOD_NONUNIQ_ALT—CENT_SATURATED

Notes: OBS = Observed. INJ = Injected. INV = Inverted. SCR = Scrambled.

N = Not Transit-Like. S = Stellar Eclipse. C = Centroid Offset. E = Ephemeris Match.

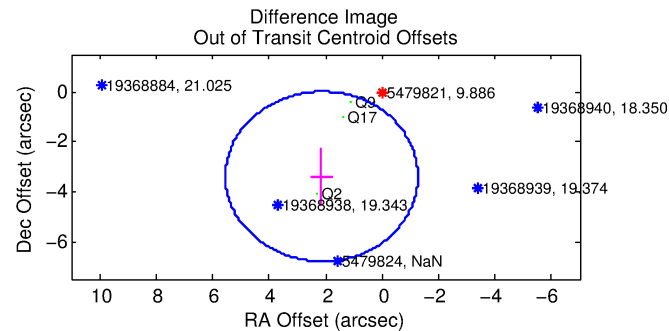
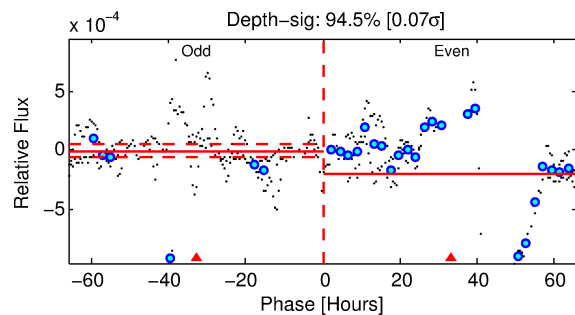
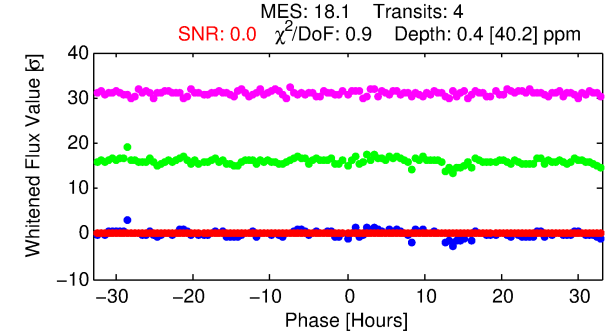
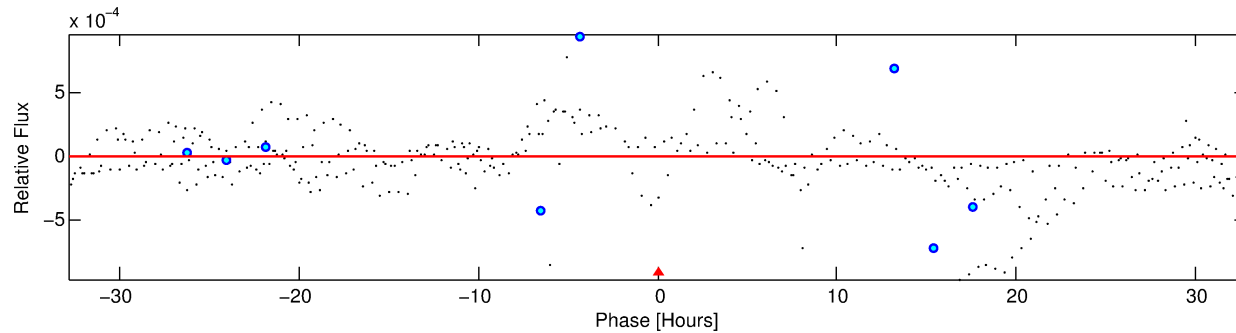
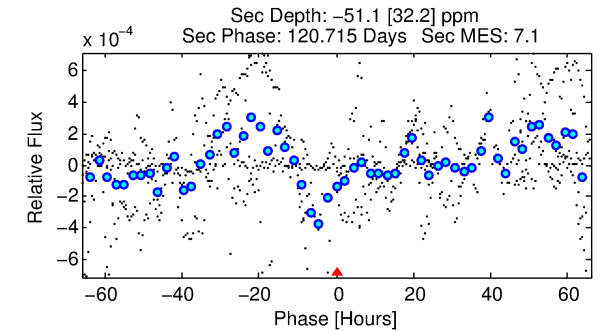
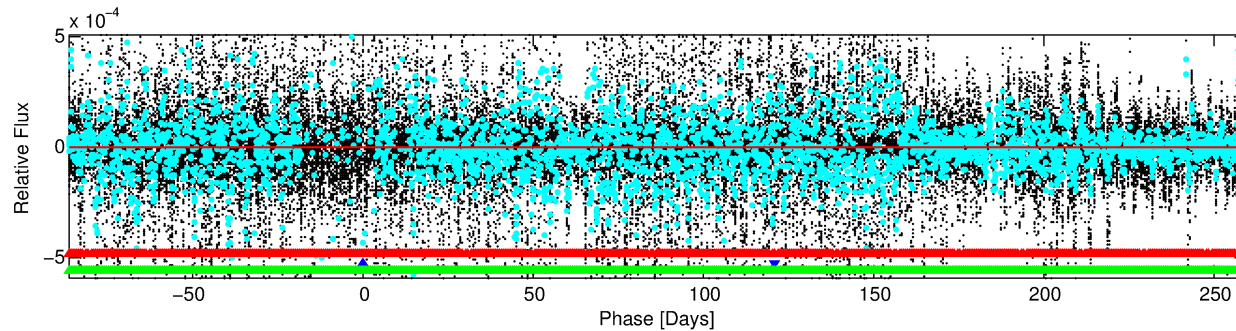
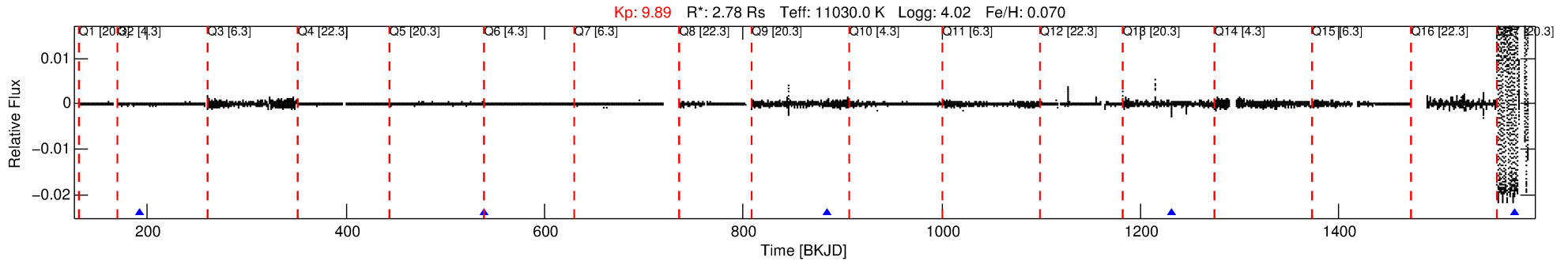
See http://exoplanetarchive.ipac.caltech.edu/docs/API_kepcandidate_columns.html#proj_disp_col for comment definitions.

Ephemeris Match Information For 005479821-02

No Significant Match Found

DV One-Page Summary

KIC: 5479821 Candidate: 2 of 3 Period: 346.405 d



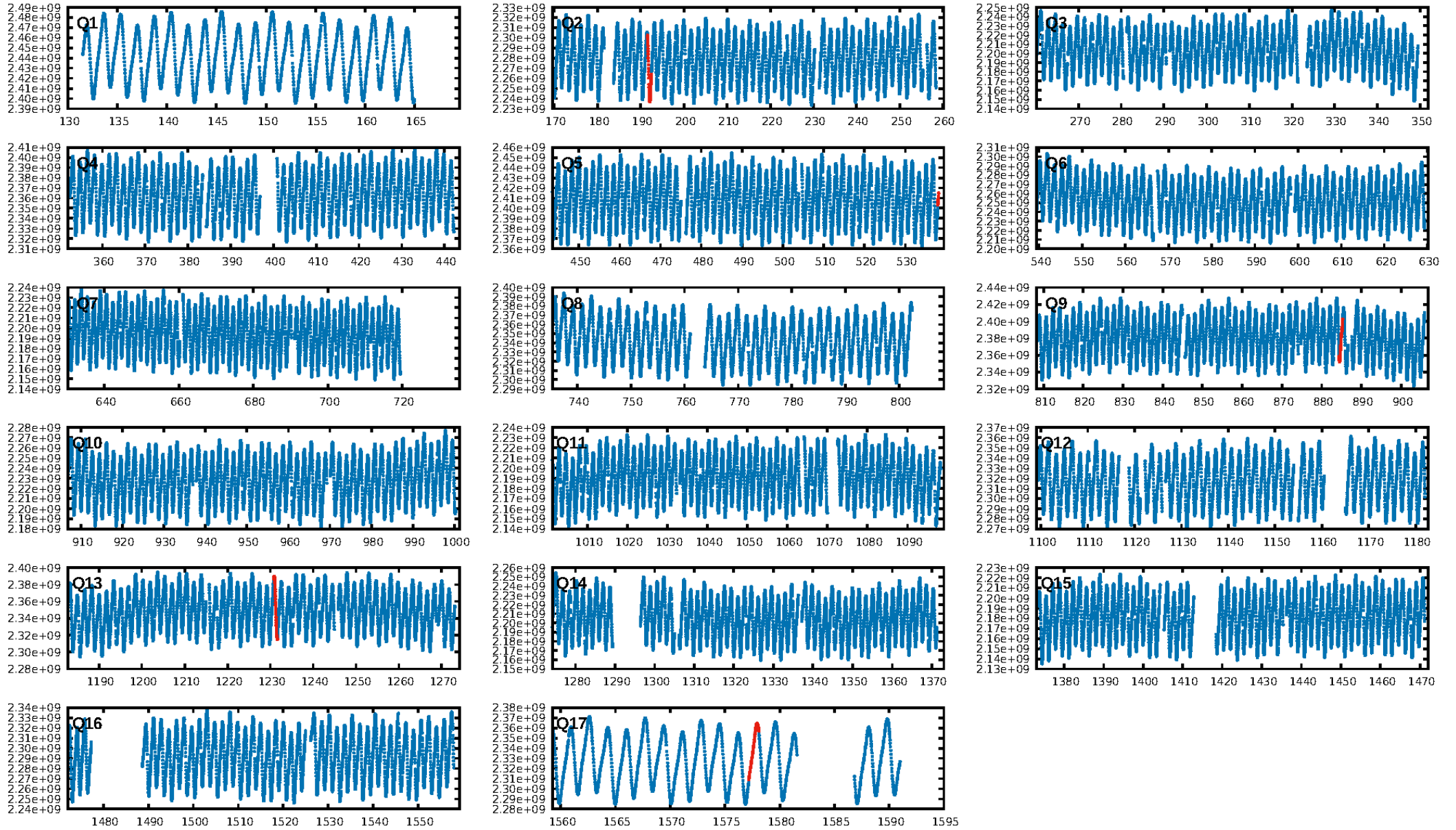
DV Fit Results:

Period = 346.40450 [2.11295] d
Epoch = 192.0247 [2.5542] BKJD
Rp/R* = 0.0006 [0.0785]
a/R* = 228.92 [209571.23]
b = 0.32 [2624.47]
Seff = 53.69 [27.83]
Teq = 690 [89] K
Rp = 0.17 [23.84] Re
a = 1.3821 [0.4393] AU
Ag = N/A
Teffp = N/A

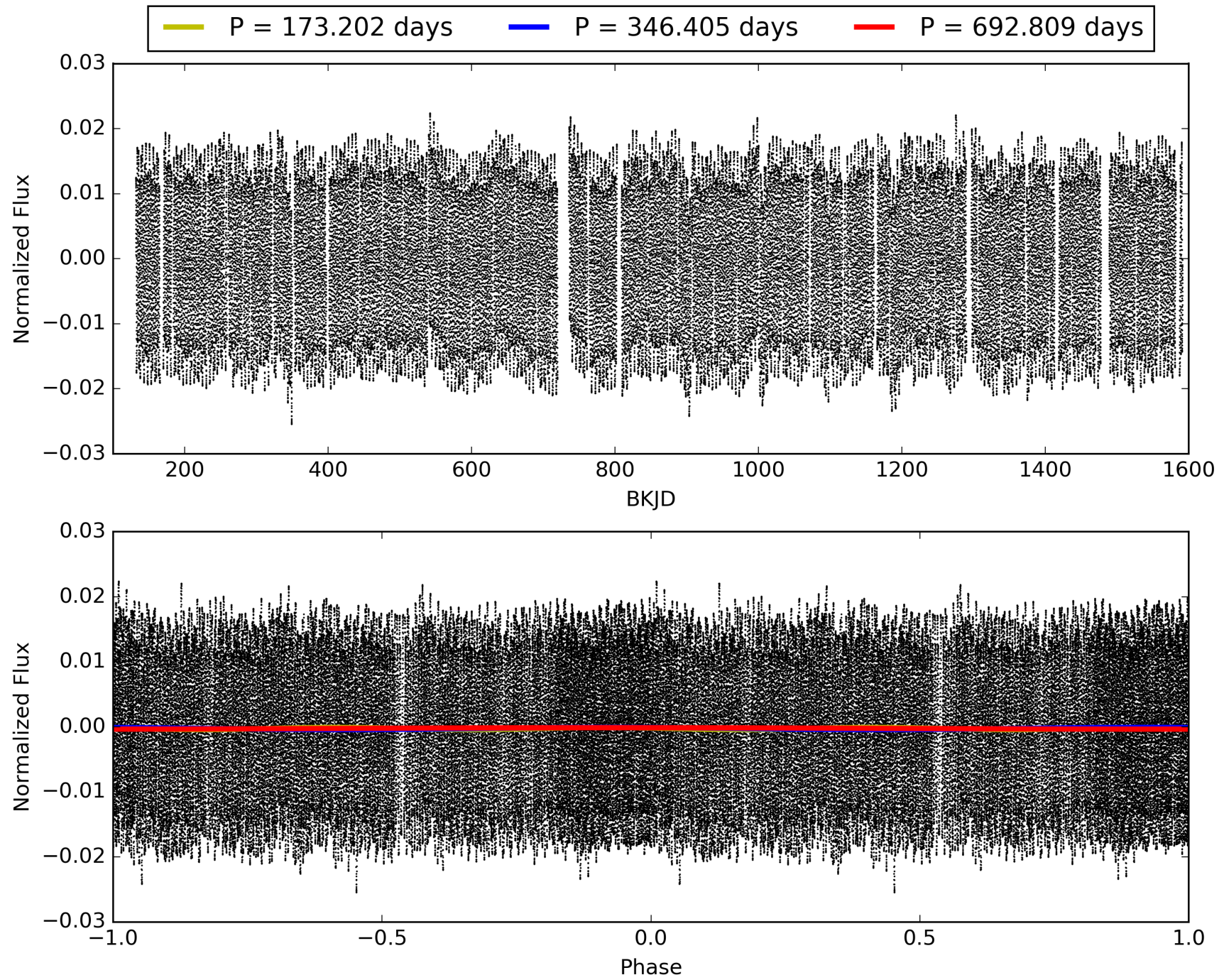
DV Diagnostic Results:

ShortPeriod-sig: 100.0% [739.50σ]
LongPeriod-sig: N/A
ModelChiSquare2-sig: 96.7%
ModelChiSquareGof-sig: 100.0%
Bootstrap-pfa: N/A
RollingBand-fgt: 1.00 [3/3]
GhostDiagnostic-chr: N/A
Centroid-sig: N/A
Centroid-so: N/A
OotOffset-rm: 4.012 arcsec [3.54σ]
KicOffset-rm: 2.915 arcsec [4.94σ]
OotOffset-st: 1/0/0/2 [3]
KicOffset-st: 1/0/0/2 [3]
DiffImageQuality-fgm: 0.33 [1/3]
DiffImageOverlap-fno: 0.00 [0/3]

TCE 005479821-02, PDC Light Curves

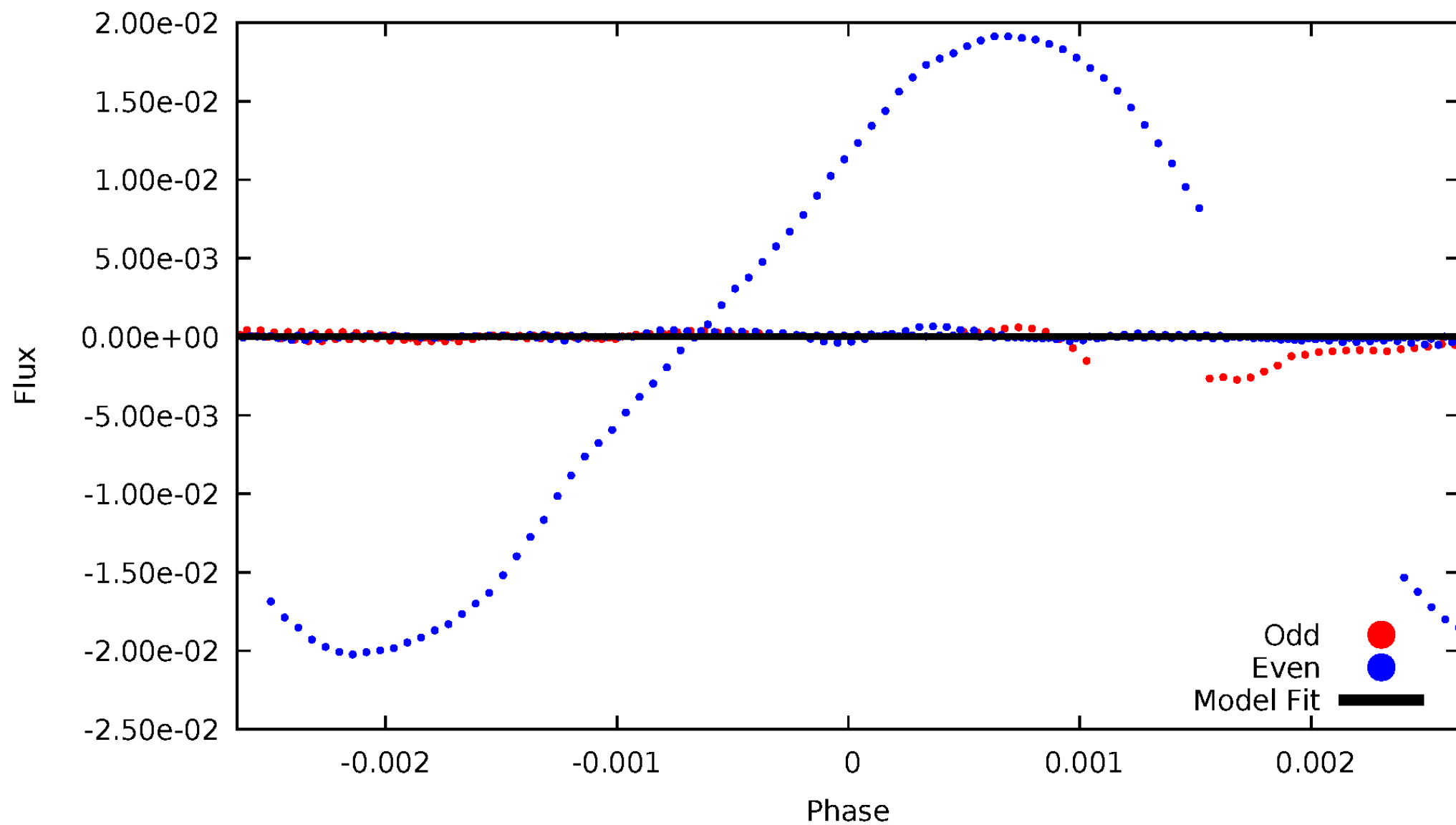


TCE 005479821-02



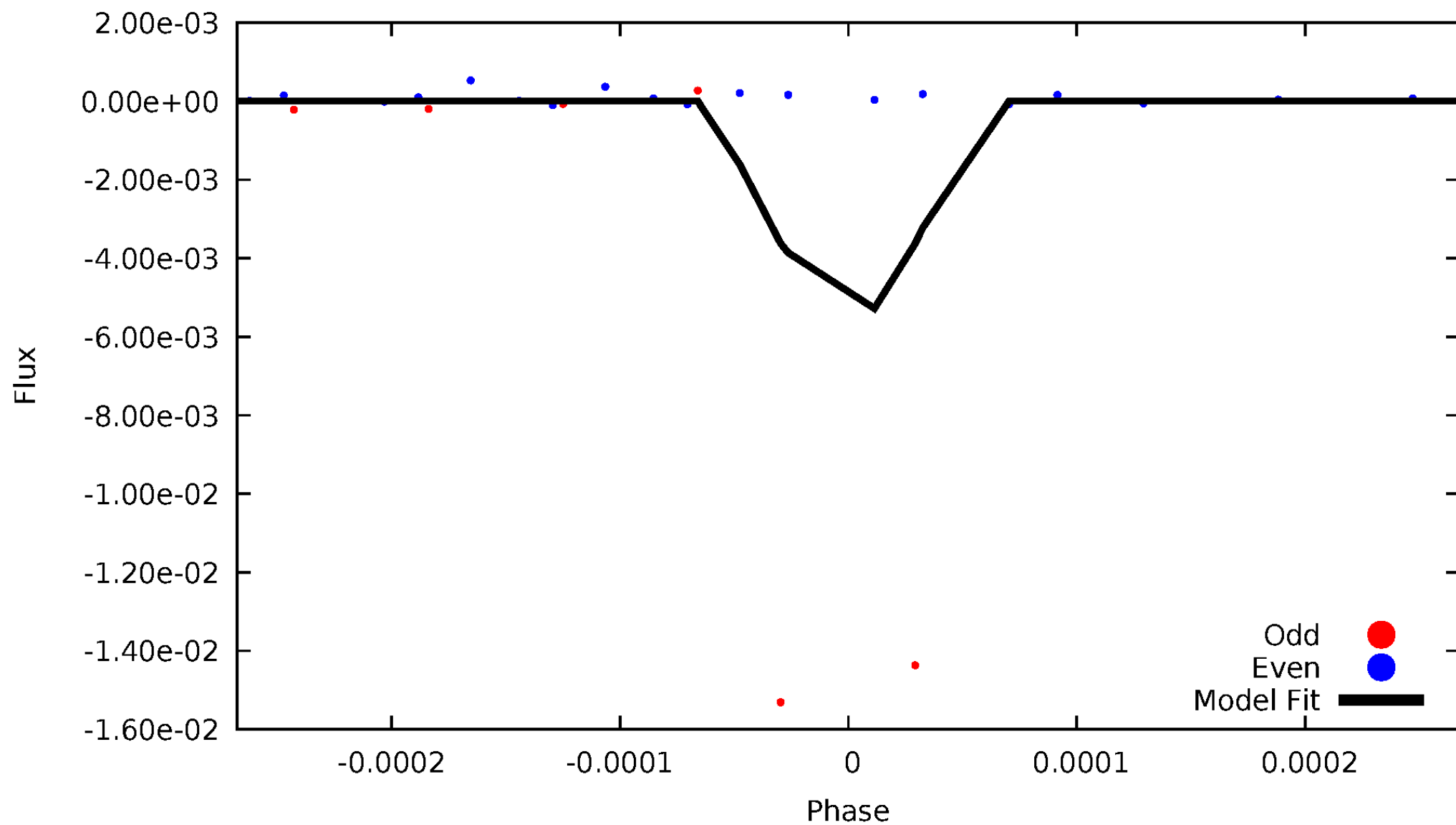
DV Odd/Even

TCE 005479821-02



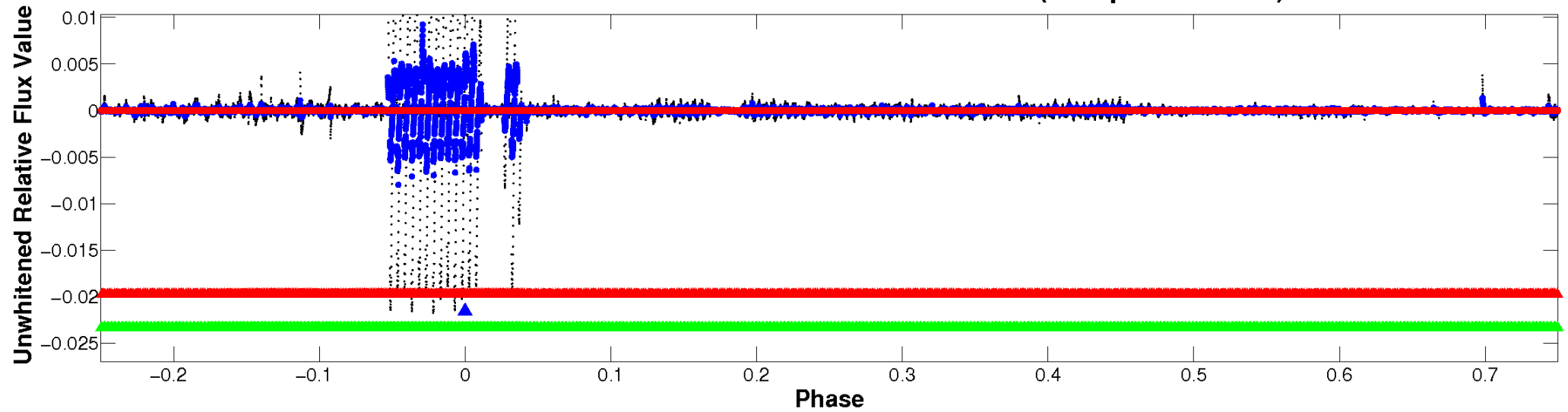
ALT Odd/Even

TCE 005479821-02

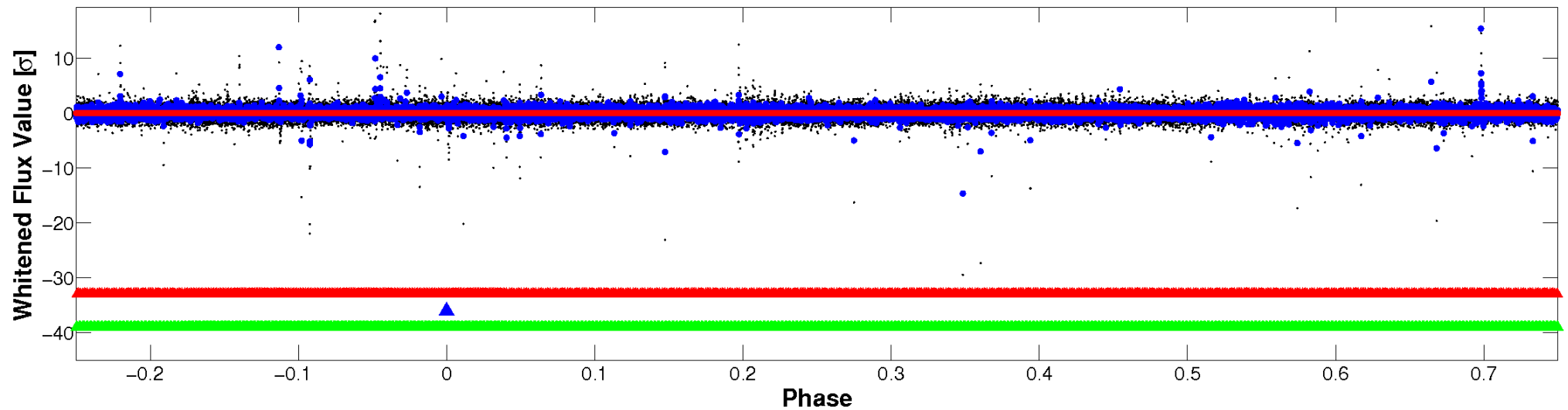


Non-Whitened Vs. Whitened Light Curve

Planet 2 : Phased Unwhitened Flux Time Series (Fit Epoch/Period)

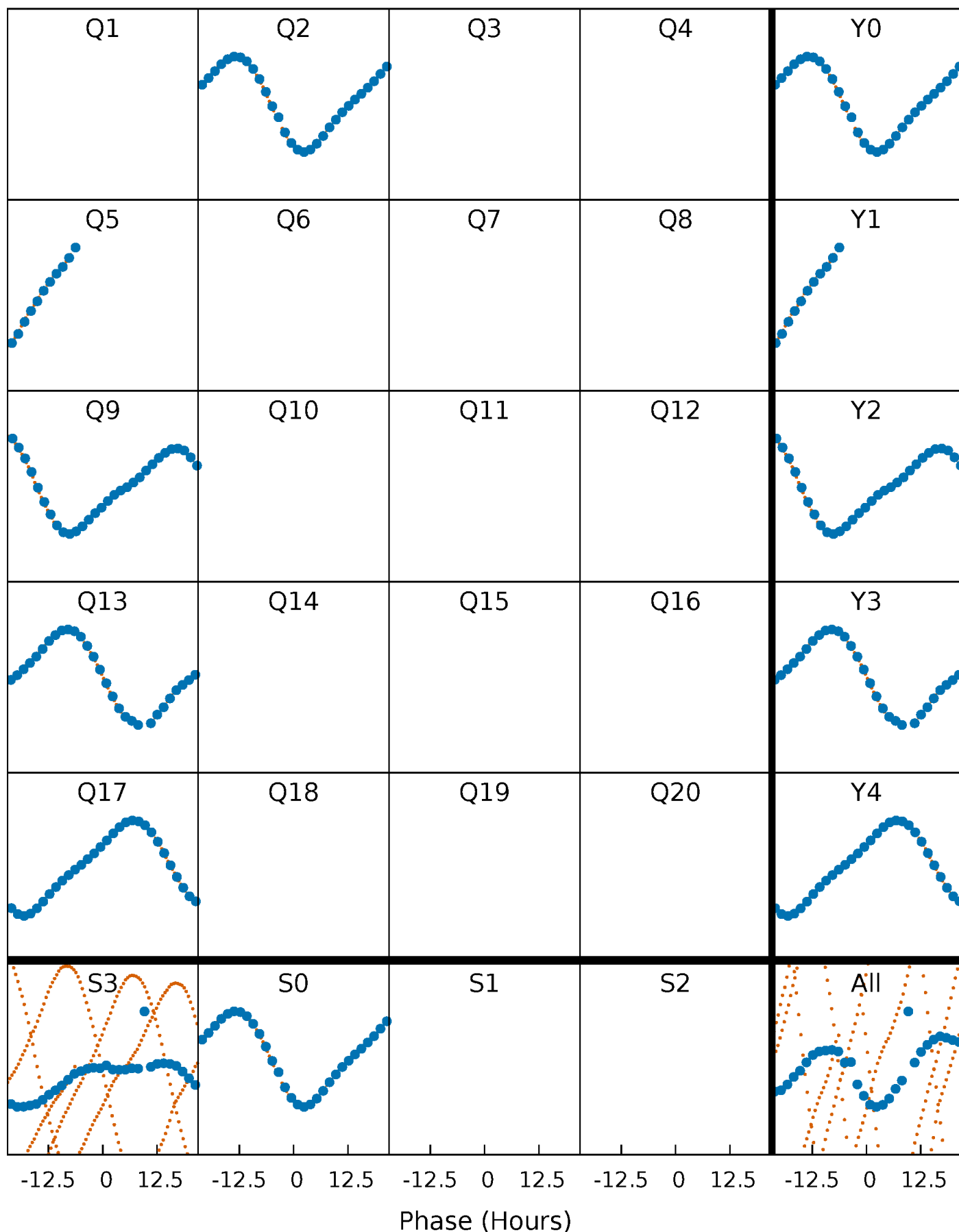


Planet 2 : Phased Whitened Flux Time Series (Fit Epoch/Period)



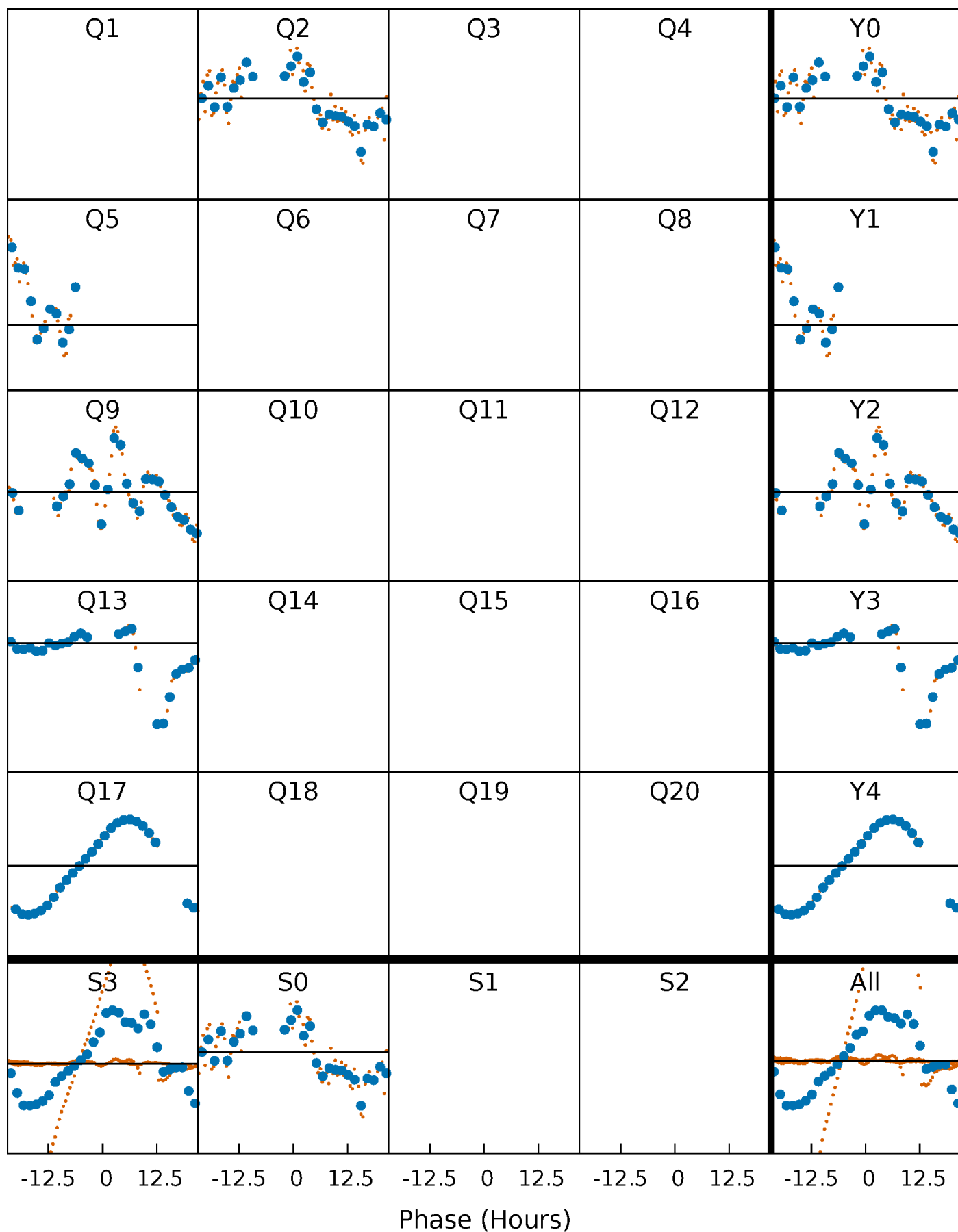
PDC Quarter-Phased Transit Curves

TCE 005479821-02 $P=346.404502$ Days $T_0=192.024680$ (BKJD)



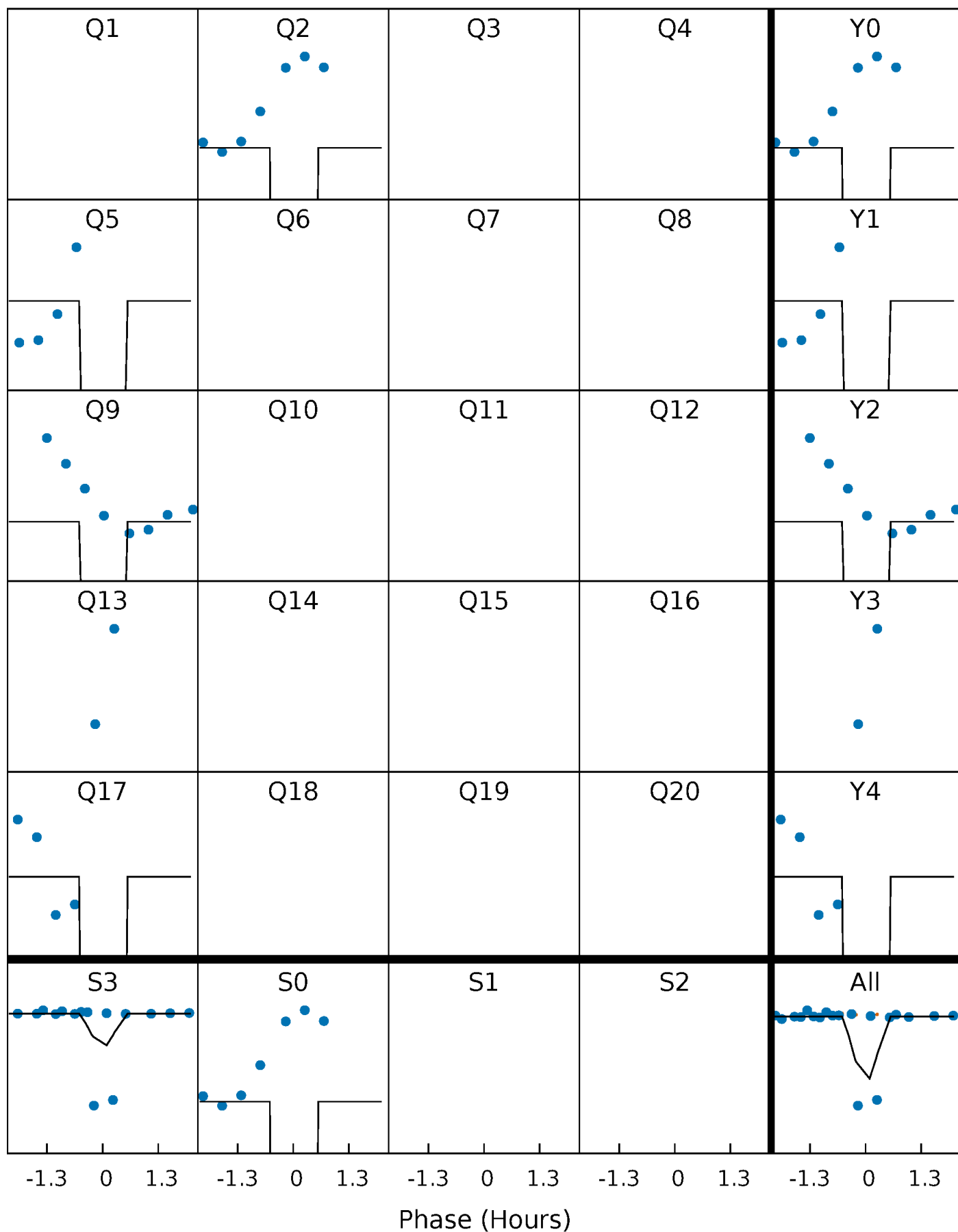
DV Quarter-Phased Transit Curves

TCE 005479821-02 $P=346.404502$ Days $T_0=192.024680$ (BKJD)



Alt. Detrend Quarter-Phased Transit Curves

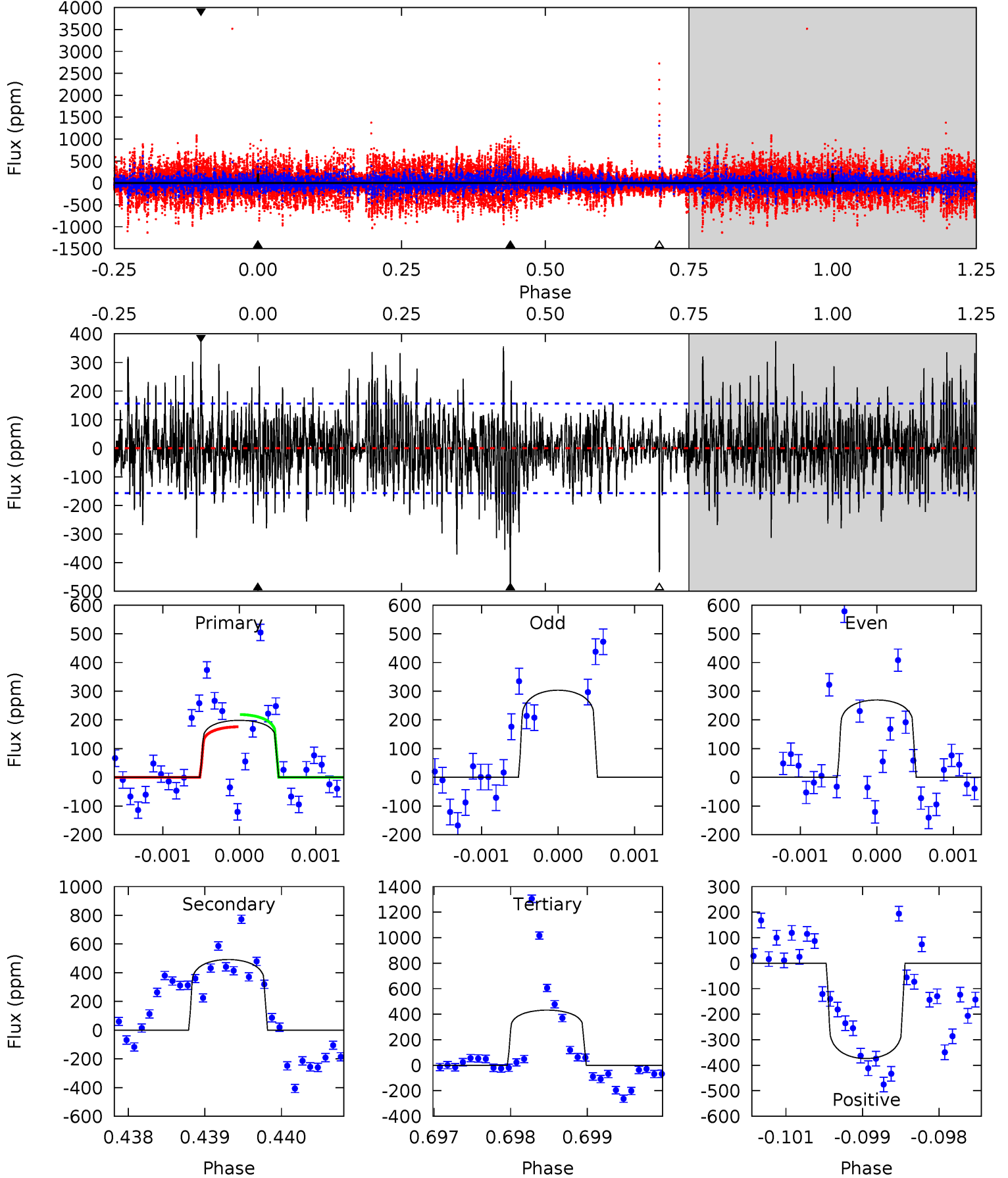
TCE 005479821-02 P=346.689401 Days $T_0=191.434790$ (BKJD)



DV Model-Shift Uniqueness Test

005479821-02, P = 346.404502 Days, E = 192.024680 Days

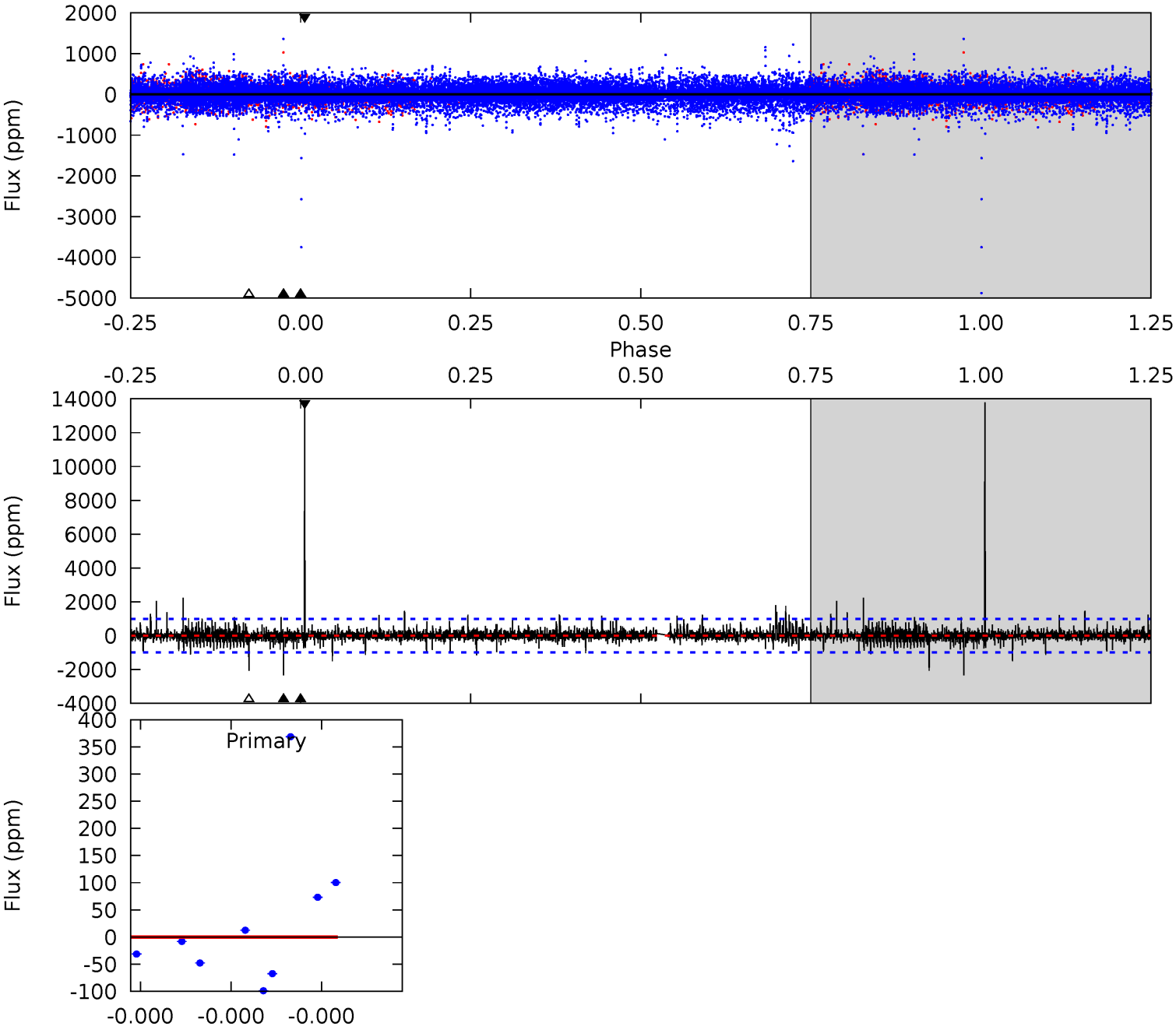
Pri	Sec	Ter	Pos	FA ₁	FA ₂	F _{Red}	Pri-Ter	Pri-Pos	Sec-Ter	Sec-Pos	Odd-Evn	DMM	Shape	TAT
6.84	17.0	14.9	12.9	5.40	3.21	3.04	-8.05	-6.04	2.07	4.07	0.15	11.8	0.43	0



Alt Model-Shift Uniqueness Test

005479821-02, P = 346.689401 Days, E = 191.434790 Days

Pri	Sec	Ter	Pos	FA ₁	FA ₂	F _{Red}	Pri-Ter	Pri-Pos	Sec-Ter	Sec-Pos	Odd-Evn	DMM	Shape	TAT
0.99	14.0	12.4	82.2	5.88	3.94	1.76	-11.4	-81.2	1.61	-68.2	0	-75.4	0.85	0



Stellar Parameters For KIC 005479821

	$T_{\text{eff}}(K)$	$\log(g)$	[Fe/H]	R (R_{\odot})	$M(M_{\odot})$	p_{\star} ($\text{g}\cdot\text{cm}^{-3}$)
	11030^{+304}_{-522}	$4.017^{+0.273}_{-0.147}$	$0.070^{+0.050}_{-0.650}$	$2.781^{+0.665}_{-0.997}$	$2.928^{+0.230}_{-0.737}$	$0.192^{+0.368}_{-0.085}$
	+3%/-5%	+7%/-4%	+71%/-929%	+24%/-36%	+8%/-25%	+192%/-44%
Source	KIC0	KIC0	KIC0	DSEP		

KIC = Kepler Input Catalog; PHO = Photometry; SPE = Spectroscopy; AST = Asteroseismology
 TRA = Transits; DESP = Dartmouth Models; MULT = Multiple Models

Secondary Eclipse Parameters for KIC 005479821-02 / KOI

Detrend	Depth (ppm)	R_p (R_{\oplus})	T_{max} (K)	T_{obs} (K)	A_{obs}
DV	-492 ± 29	$15.45^{+15.99}_{-10.96}$	952^{+74}_{-86}	6296^{+7853}_{-1747}	2153^{+22302}_{-1645}
Alt.	-0 ± 168	$26.92^{+22.52}_{-17.23}$	952^{+71}_{-103}	2366^{+1928}_{-6617}	$5.739^{+355.257}_{-366.294}$

T_{max} = Theoretical Maximum Planetary Temperature

T_{obs} = Observed Planetary Temperature (Assuming $A=0.3$)

A_{obs} = Observed Albedo (Assuming $T=0$)

If a secondary eclipse is present, the system is likely an EB if $T_{\text{obs}} \gg T_{\text{max}}$ AND $A_{\text{obs}} \gg 1.0$

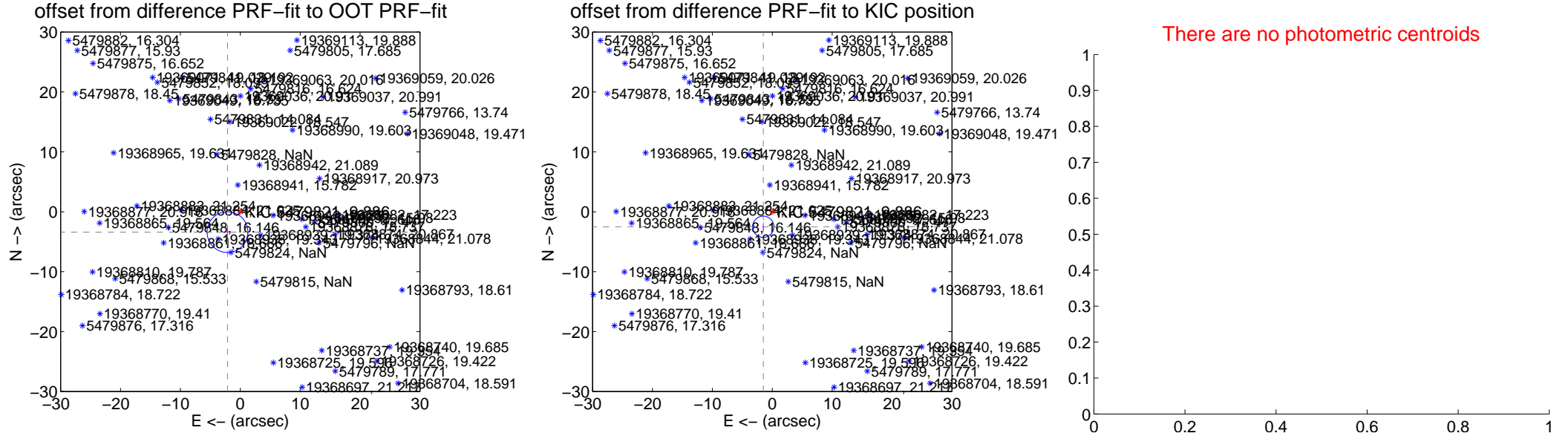
DV Centroid Data

Supplemental centroid analysis for 005479821-02. **Kepler magnitude: 9.89.** Transit SNR 0.01

There are 1 quarters with good PRF difference image offsets

The direct PRF centroid is offset from the target star catalog position by about 0.60 arcsec

	Distance in arcsec	Distance / σ	Δ RA	Δ Dec
PRF-fit source offset from OOT	4.012 \pm 1.135	3.54	2.138 \pm 0.350	-3.394 \pm 1.124
PRF-fit source offset from KIC position	2.915 \pm 0.590	4.94	1.499 \pm 0.141	-2.500 \pm 0.683
photometric centroid source offset	—	—	—	—



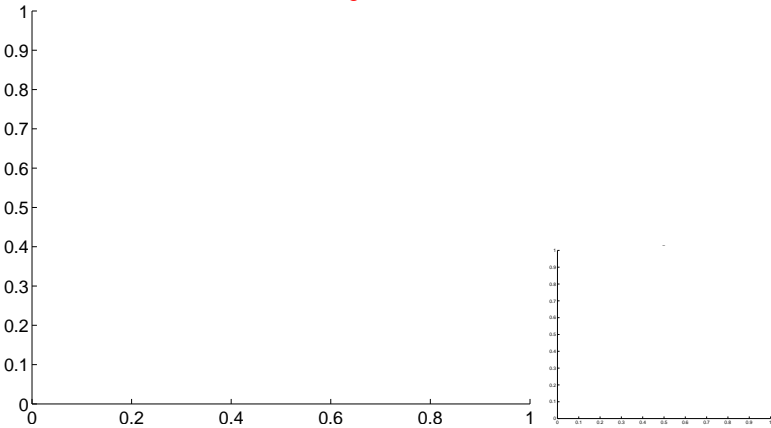
Centroid source offsets from the target star reconstructed from PRF and photometric centroids. **Sky blue crosses: good quarterly centroid offsets; Vermillion crosses: bad quarterly centroid offsets;** magenta cross: average over quarters. Length of the crosses: one- σ uncertainty. Blue circle: three- σ . Red *: target star. Blue *: Other stars. Text next to a star gives its KIC ID and kepmag. KIC IDs > 15,000,000 are from the UKIRT catalog.

white \times : KIC target position; +: OOT centroid; \triangle : difference centroid. red \times : large negative pixel value.

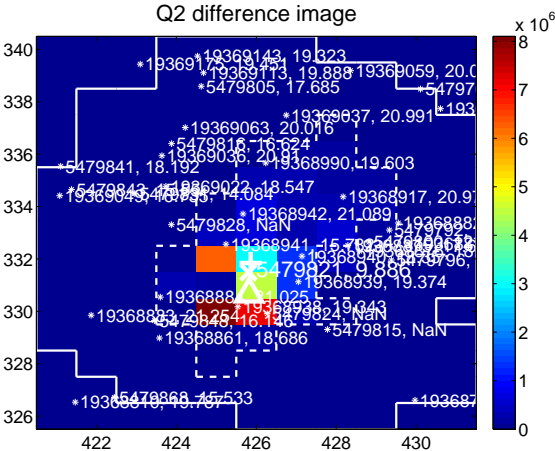
Q1 no difference image



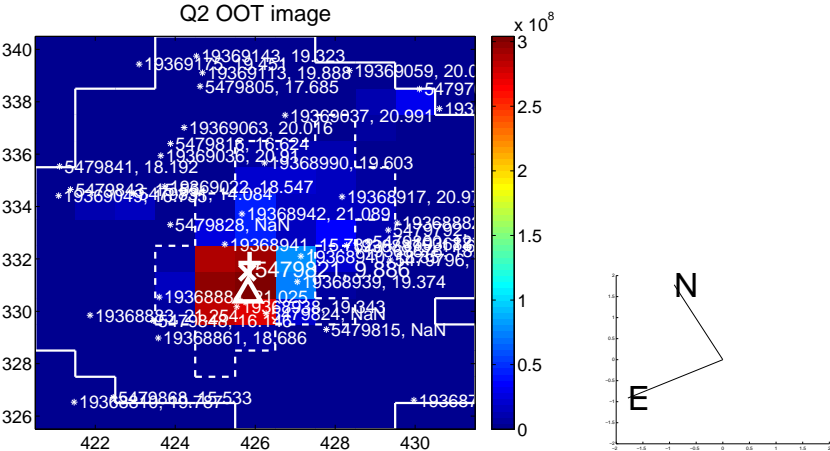
Q1 no OOT image



Q2 difference image



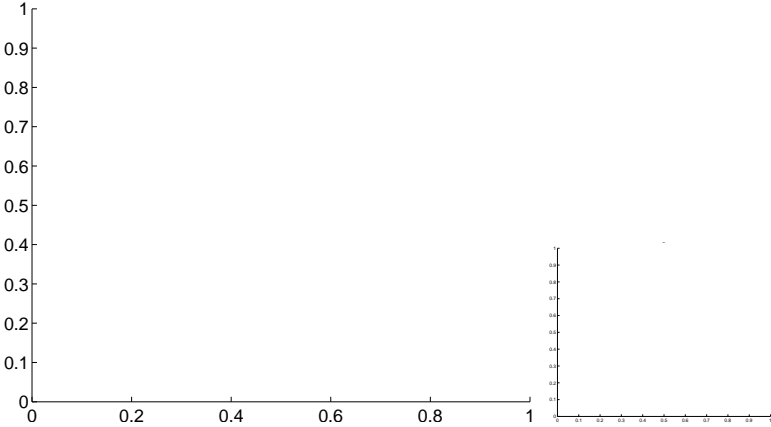
Q2 OOT image



Q3 no difference image



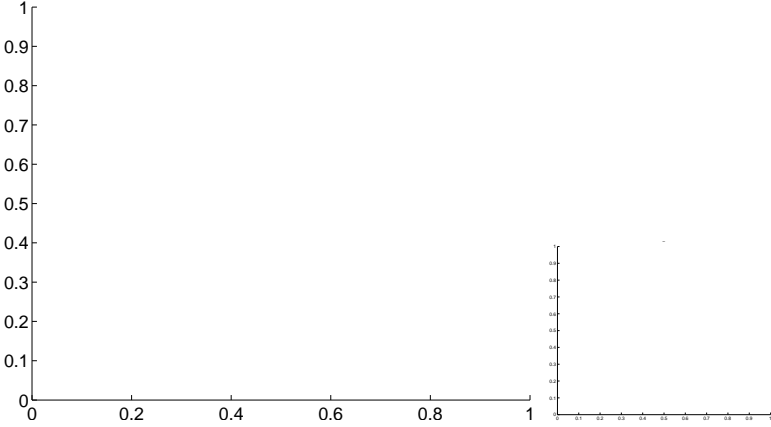
Q3 no OOT image



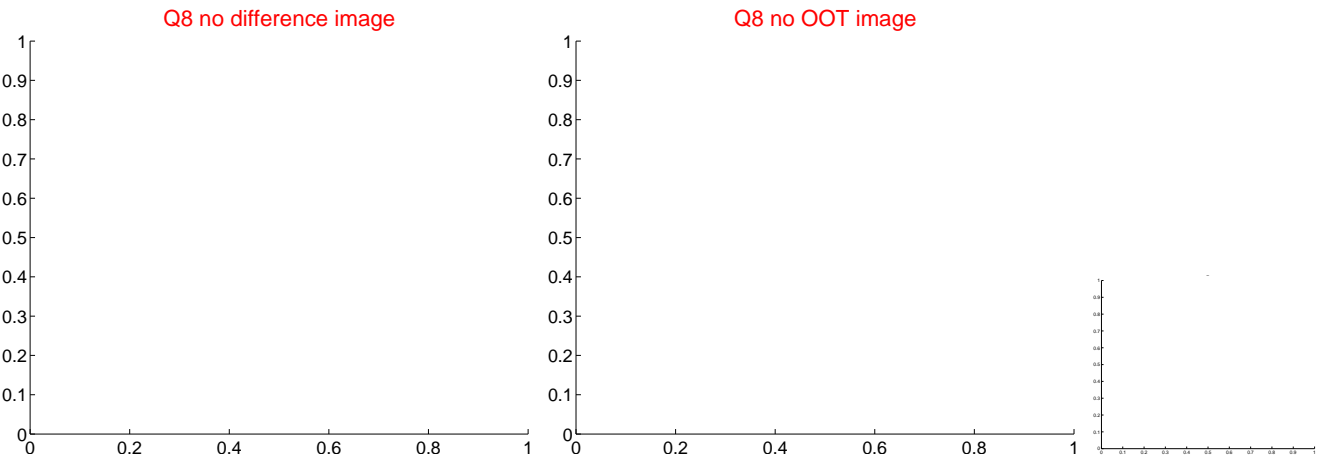
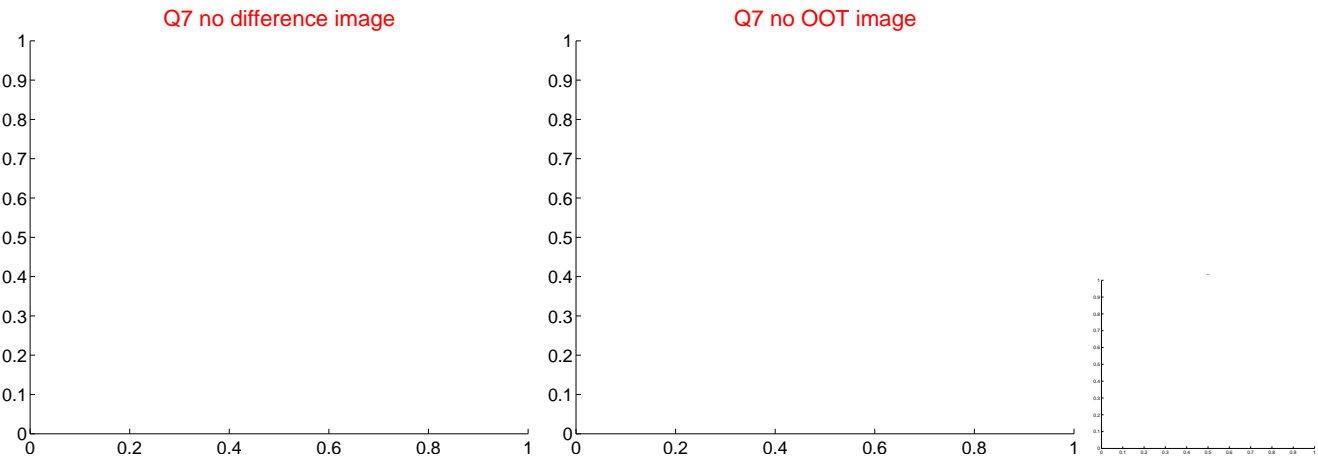
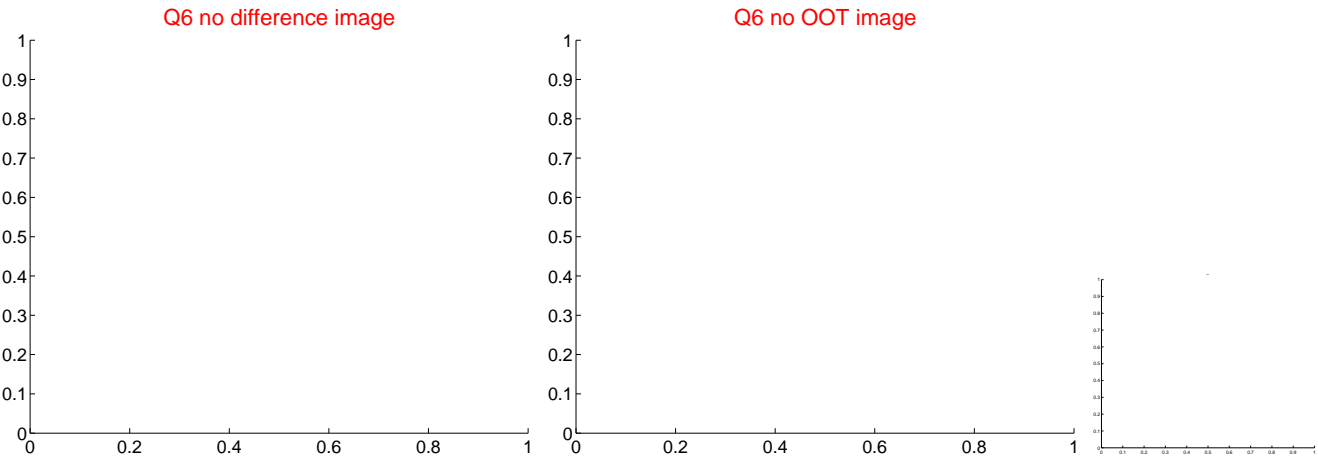
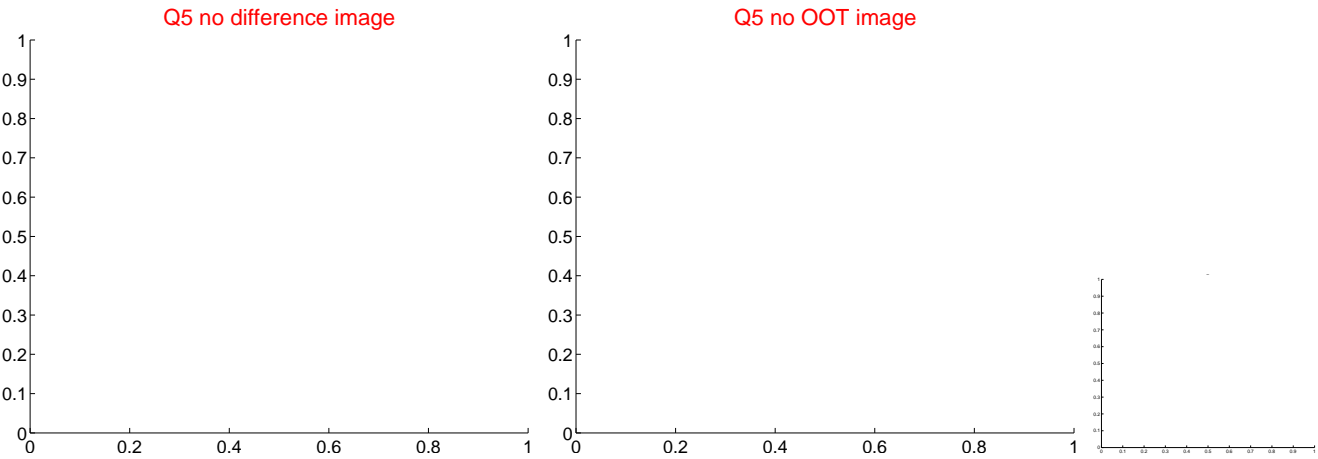
Q4 no difference image



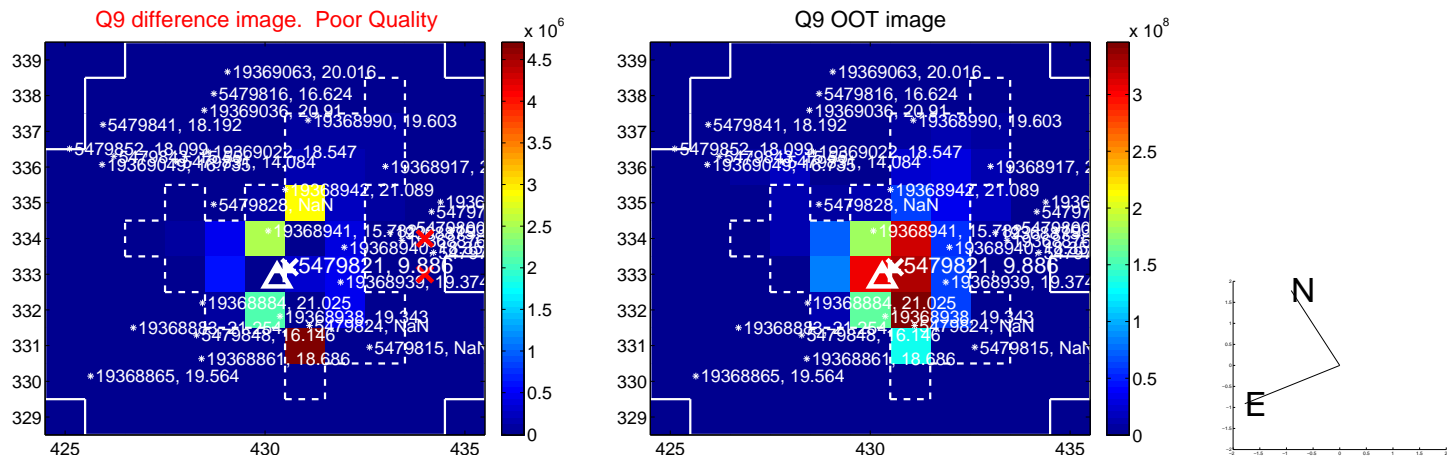
Q4 no OOT image



white \times : KIC target position; $+$: OOT centroid; \triangle : difference centroid. red \times : large negative pixel value.



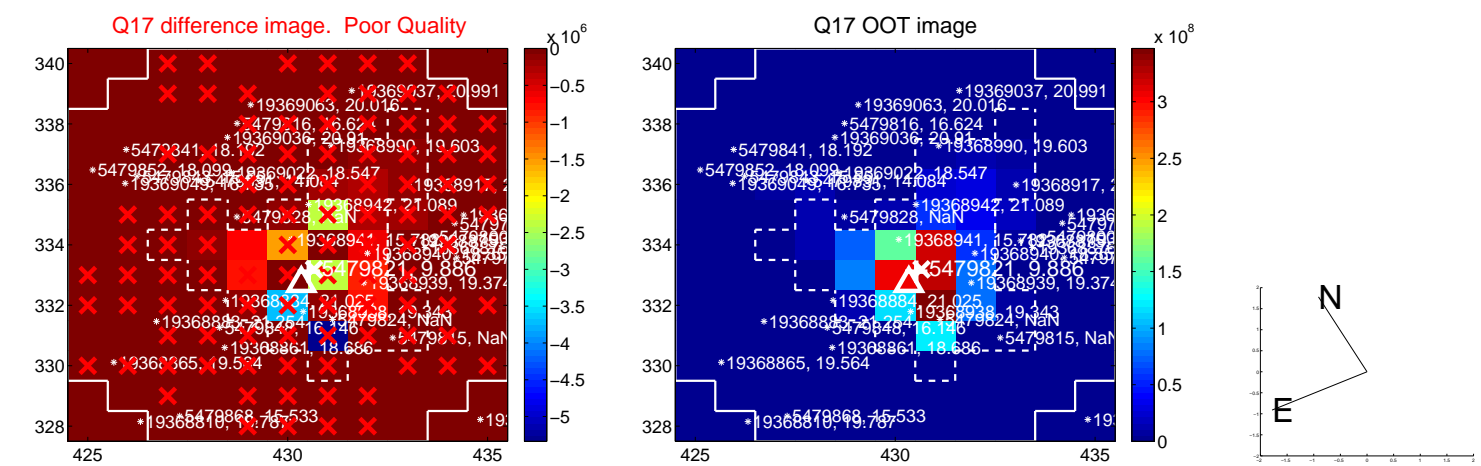
white ×: KIC target position; +: OOT centroid; △: difference centroid. red ×: large negative pixel value.



white \times : KIC target position; $+$: OOT centroid; \triangle : difference centroid. red \times : large negative pixel value.




white ×: KIC target position; +: OOT centroid; △: difference centroid. red ✕: large negative pixel value.



folded centroid time series figure for this object.

UKIRT Image

Declination



KIC 005479821

Q1-17 DR25 TCE Parameters

TCE	Run Type	KOI?	Period (Days)	Epoch (BKJD)	Depth (ppm)	Duration (Hours)	MES	SNR	R_{\star} (R_{\odot})	T_{\star} (K)	R_p (R_{\oplus})	S_p (S_{\oplus})
005479821-01	OBS	No	1.701254	132.250487	22.6	2.168	17.0	14.8	2.78	11030	1.51	64313.88
005479821-02	OBS	No	346.404502	192.024680	0.4	10.975	18.1	0.0	2.78	11030	0.17	53.69
005479821-03	OBS	No	0.851382	131.561787	0.0	7.277	18.1	0.0	2.78	11030	0.01	161869.34

Robovetter Results

TCE	Run Type	Disp	Score	N	S	C	E	Comments
005479821-01	OBS	FP	0.00	1	0	0	0	SWEET_NTL—LPP_DV—MOD_NONUNIQ_DV—MOD_NONUNIQ_ALT—CENT_SATURATED
005479821-02	OBS	FP	0.00	1	0	0	0	INDIV_TRANS_RUBBLE_CHASES_TRACKER—LPP_DV—LPP_ALT—ALL_TRANS_CHASES—MOD_NONUNIQ_DV—MOD_TER_DV—MOD_POS_DV— MOD_NONUNIQ_ALT—MOD_TER_ALT—MOD_POS_ALT—INCONSISTENT_TRANS—CENT_SATURATED
005479821-03	OBS	FP	0.00	1	0	0	0	LPP_DV—LPP_ALT—MOD_NONUNIQ_ALT—CENT_SATURATED

Notes: OBS = Observed. INJ = Injected. INV = Inverted. SCR = Scrambled.

N = Not Transit-Like. S = Stellar Eclipse. C = Centroid Offset. E = Ephemeris Match.

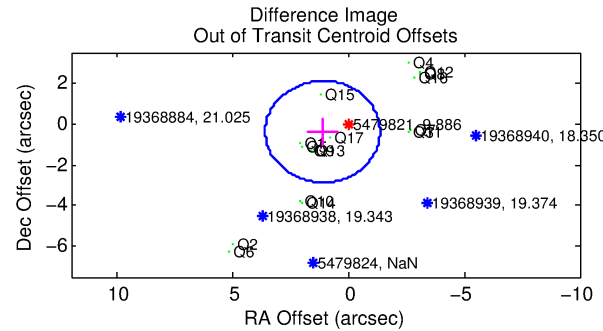
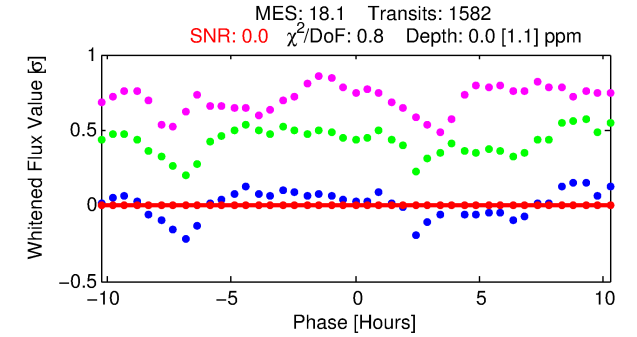
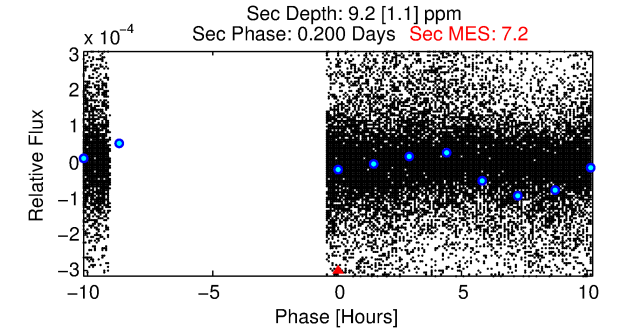
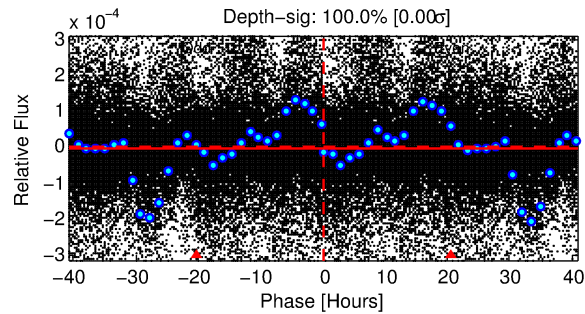
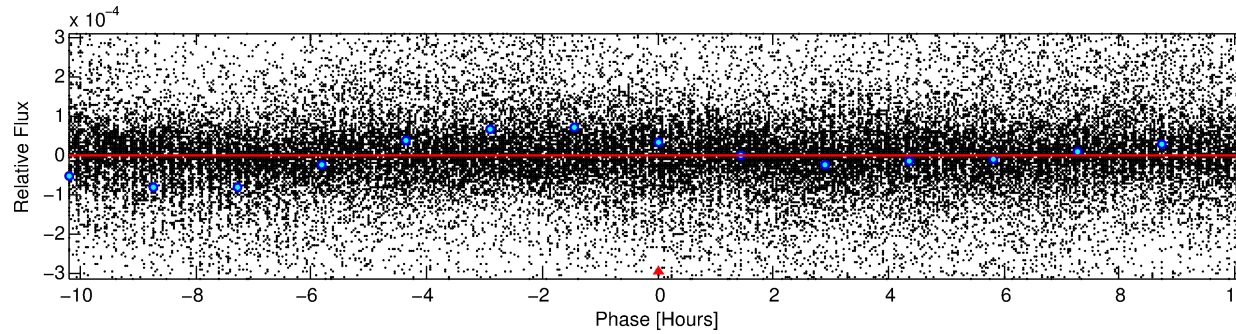
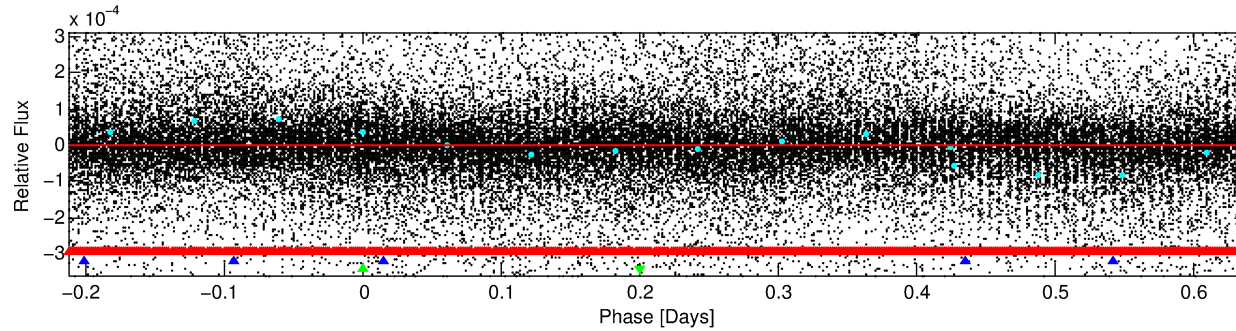
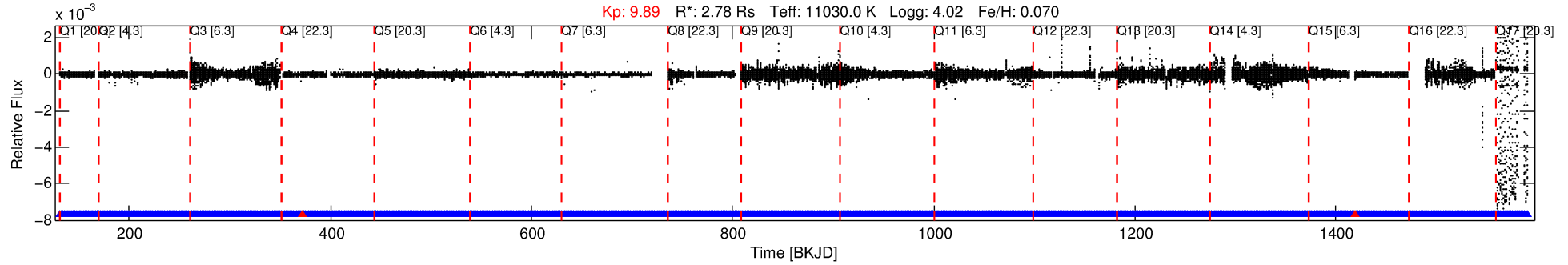
See http://exoplanetarchive.ipac.caltech.edu/docs/API_kepcandidate_columns.html#proj_disp_col for comment definitions.

Ephemeris Match Information For 005479821-03

No Significant Match Found

DV One-Page Summary

KIC: 5479821 Candidate: 3 of 3 Period: 0.851 d



DV Fit Results:

Period = 0.85138 [0.48444] d
Epoch = 131.5618 [100.2568] BKJD
 $R_p/R^* = 0.0000$ [0.0334]
 $a/R^* = 1.07$ [35.60]
 $b = 0.64$ [388.92]
 $\text{Seff} = 161869.34$ [148723.18]
 $T_{\text{eq}} = 5115$ [1175] K
 $R_p = 0.00$ [10.13] Re
 $a = 0.0252$ [0.0125] AU
 $A_g = 143265.25$ [612411097.99] [0.00 σ]
 $T_{\text{eff}} = 153848$ [164426462] K [0.00 σ]

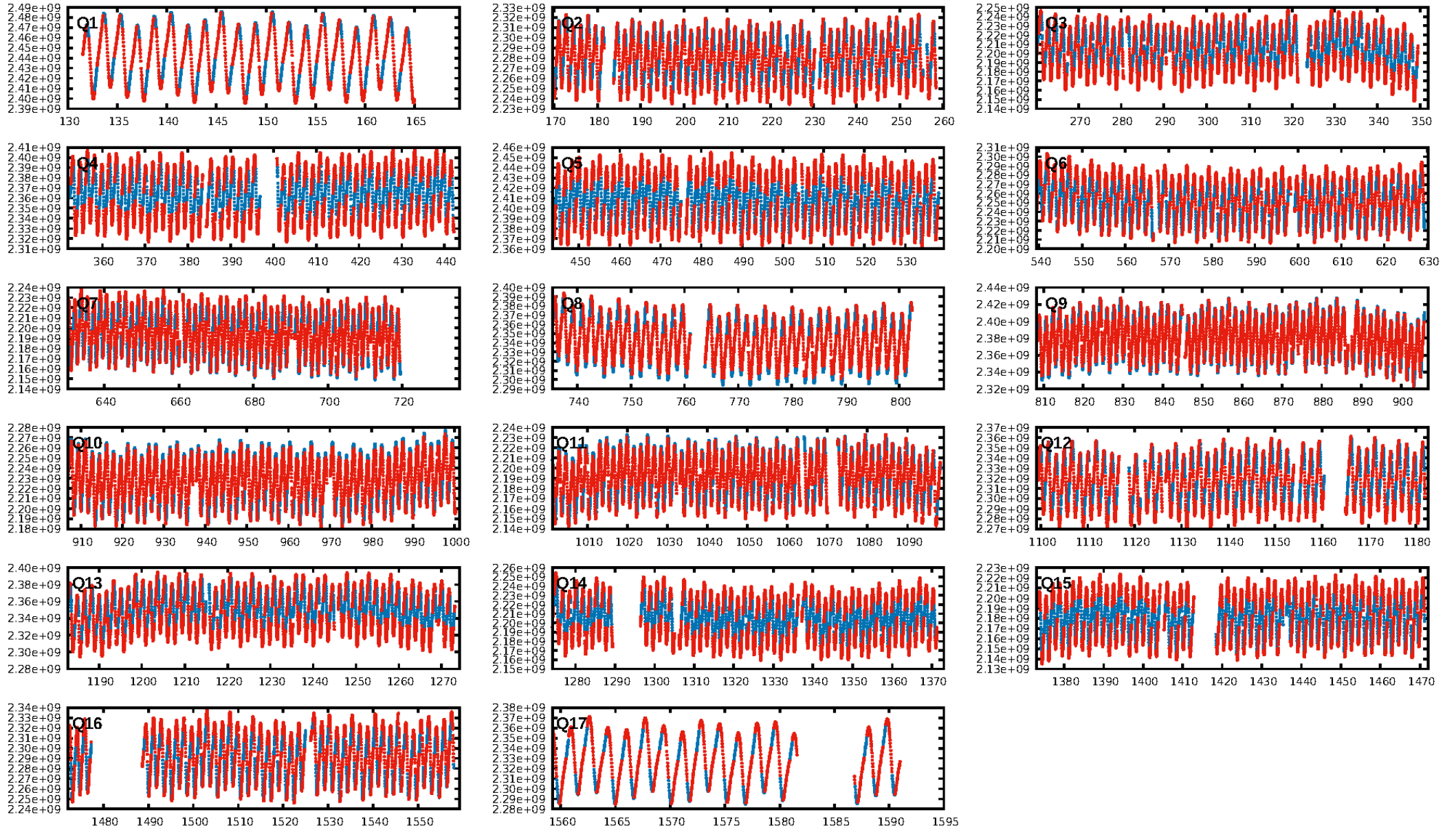
DV Diagnostic Results:

ShortPeriod-sig: N/A
LongPeriod-sig: 99.3% [2.69 σ]
ModelChiSquare2-sig: N/A
ModelChiSquareGof-sig: N/A
Bootstrap-pfa: N/A
RollingBand-fgt: 1.00 [1510/1512]
GhostDiagnostic-chr: N/A
Centroid-sig: N/A
Centroid-so: N/A
OptOffset-rm: 1.189 arcsec [1.44 σ]
KicOffset-rm: 1.850 arcsec [2.89 σ]
OptOffset-st: 4/4/4/5 [17]
KicOffset-st: 4/4/4/5 [17]
DiffImageQuality-fgm: 0.00 [0/17]
DiffImageOverlap-fno: 0.76 [13/17]

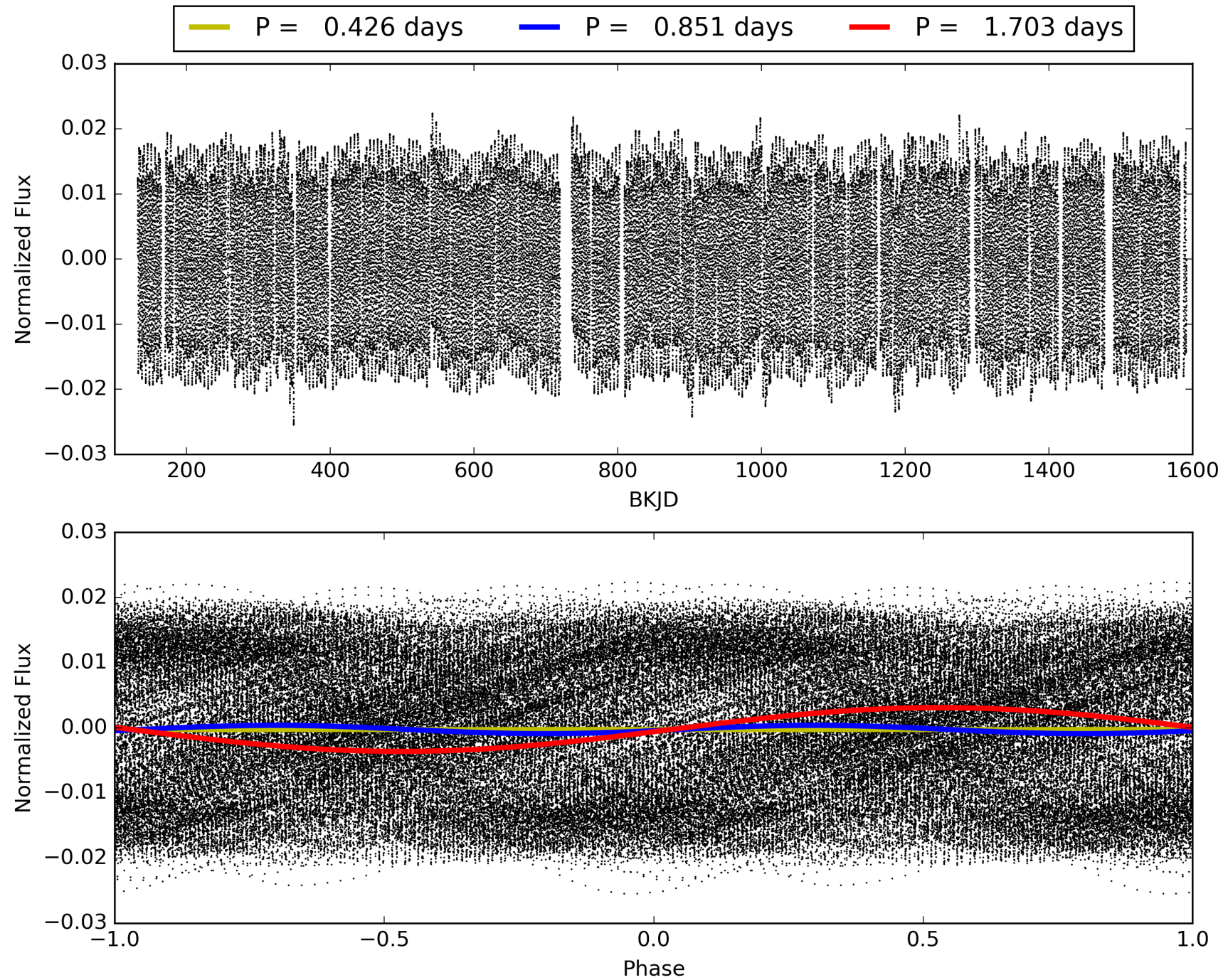
Software Revision: svn+ssh://murzim/repo/soc/tags/release/9.3.42@60958 -- Date Generated: 30-Jan-2016 08:24:29 Z

This Data Validation Report Summary was produced in the Kepler Science Operations Center Pipeline at NASA Ames Research Center

TCE 005479821-03, PDC Light Curves

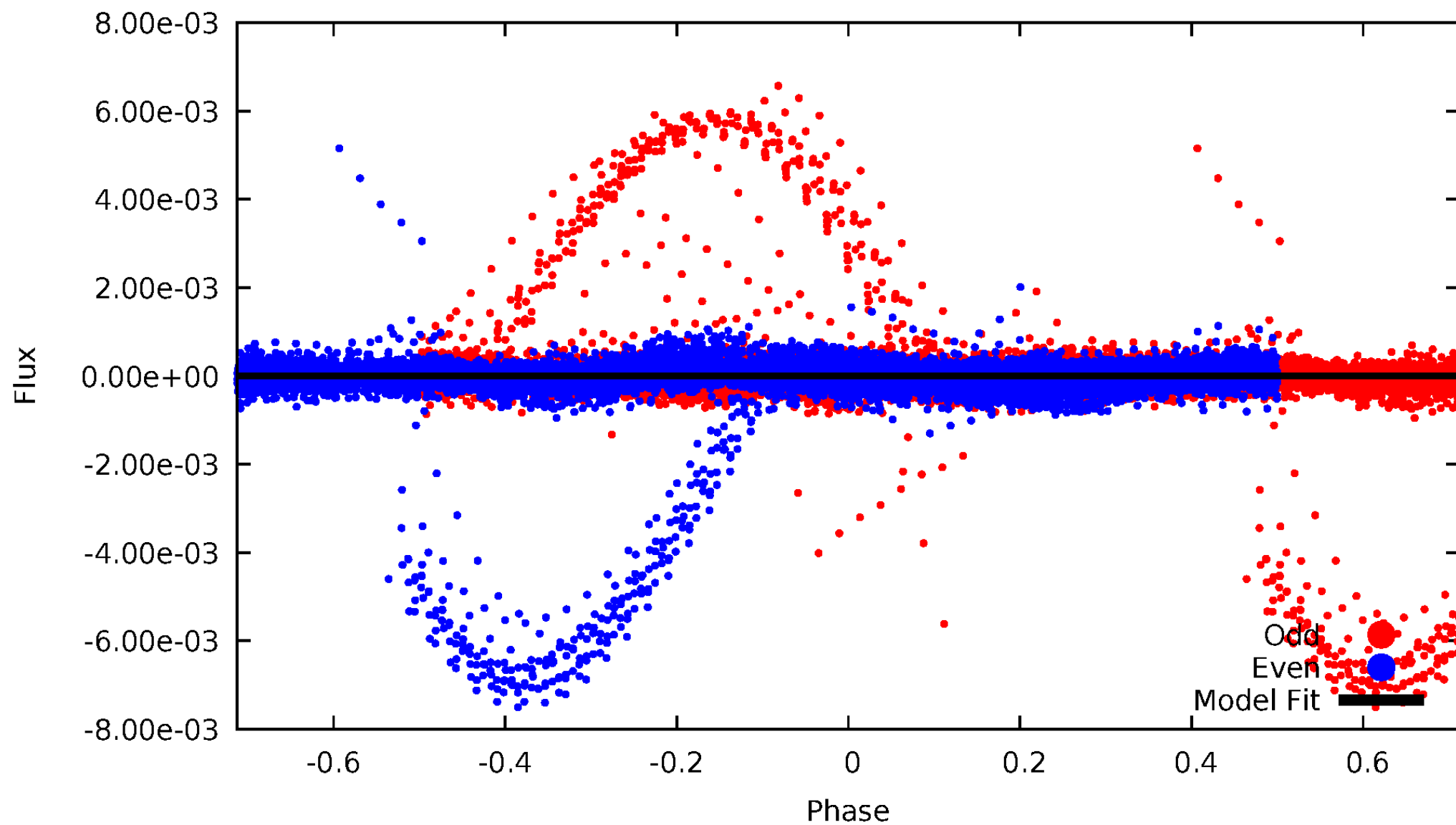


TCE 005479821-03



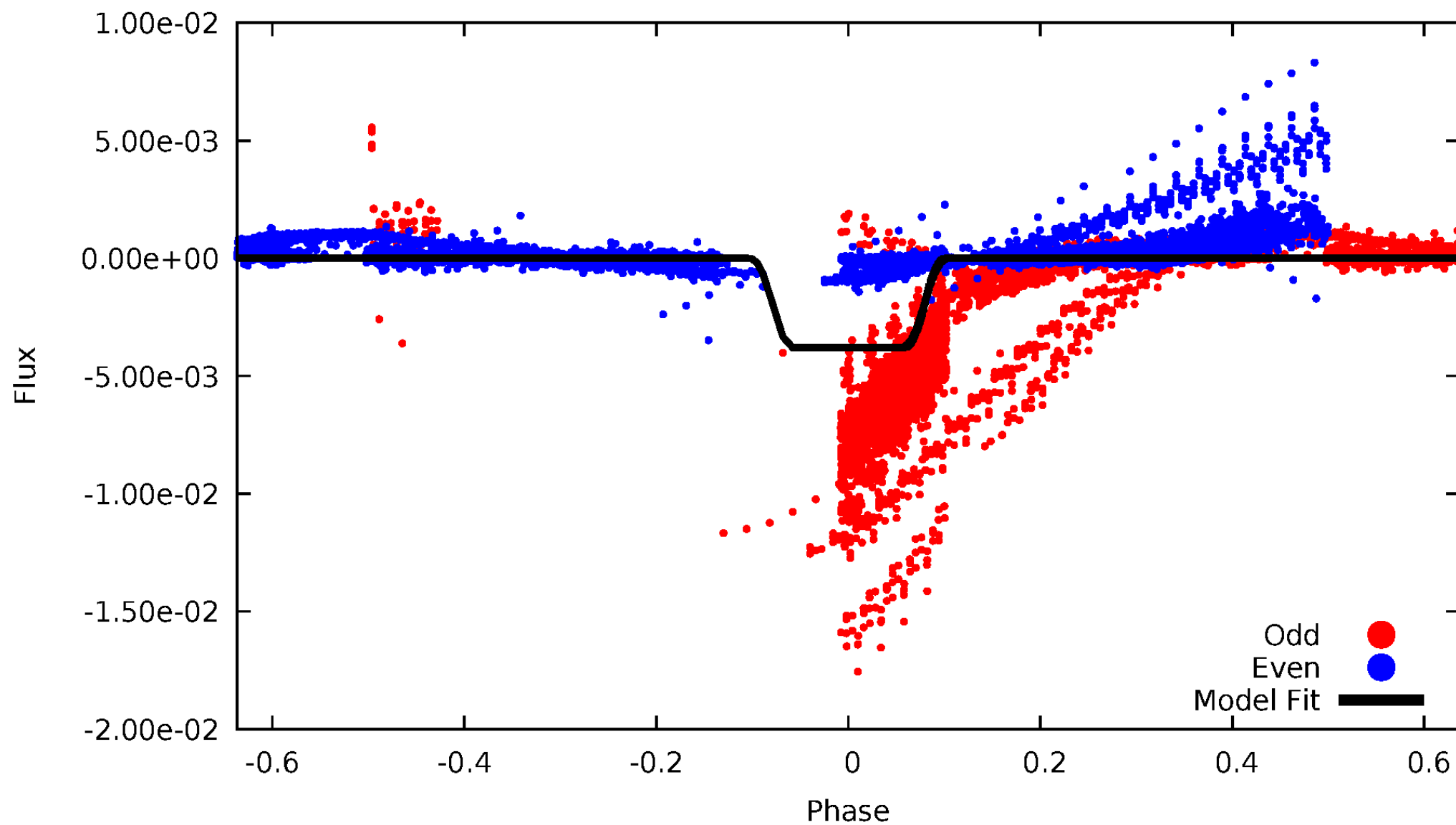
DV Odd/Even

TCE 005479821-03



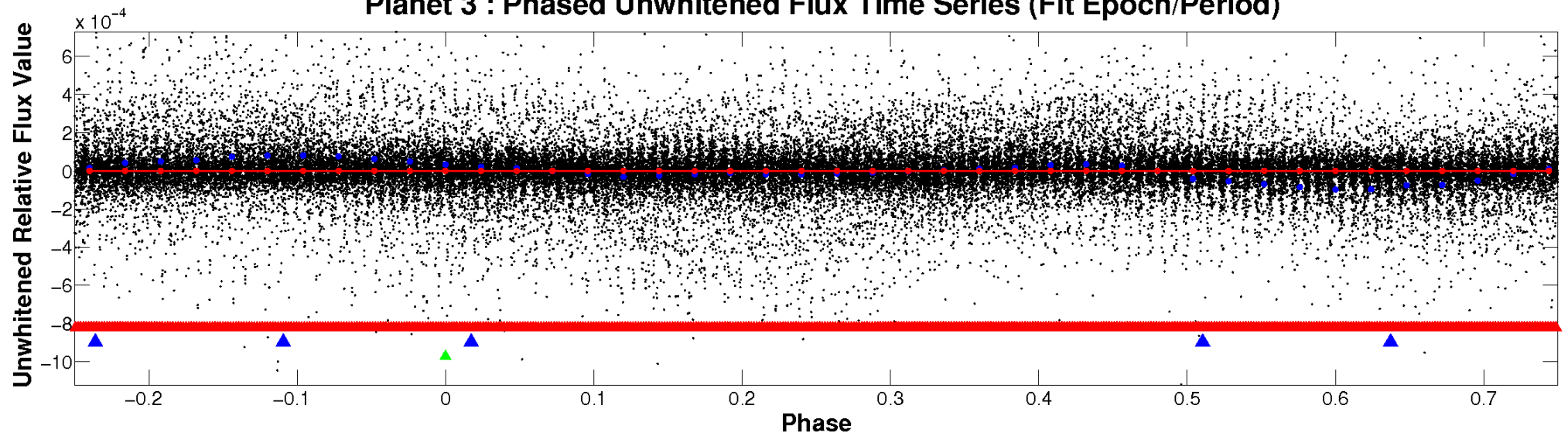
ALT Odd/Even

TCE 005479821-03

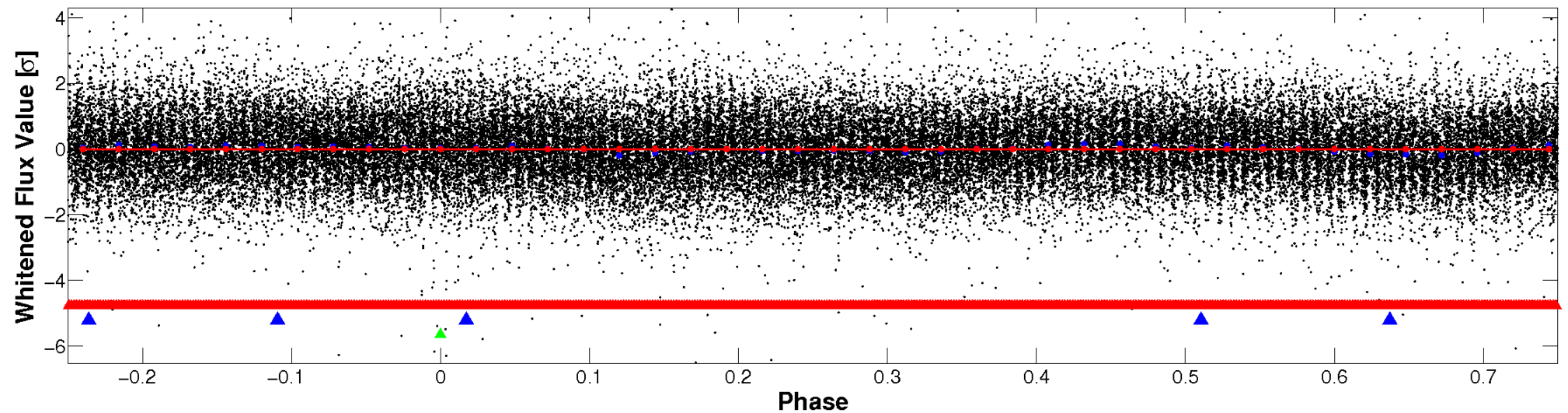


Non-Whitened Vs. Whitened Light Curve

Planet 3 : Phased Unwhitened Flux Time Series (Fit Epoch/Period)

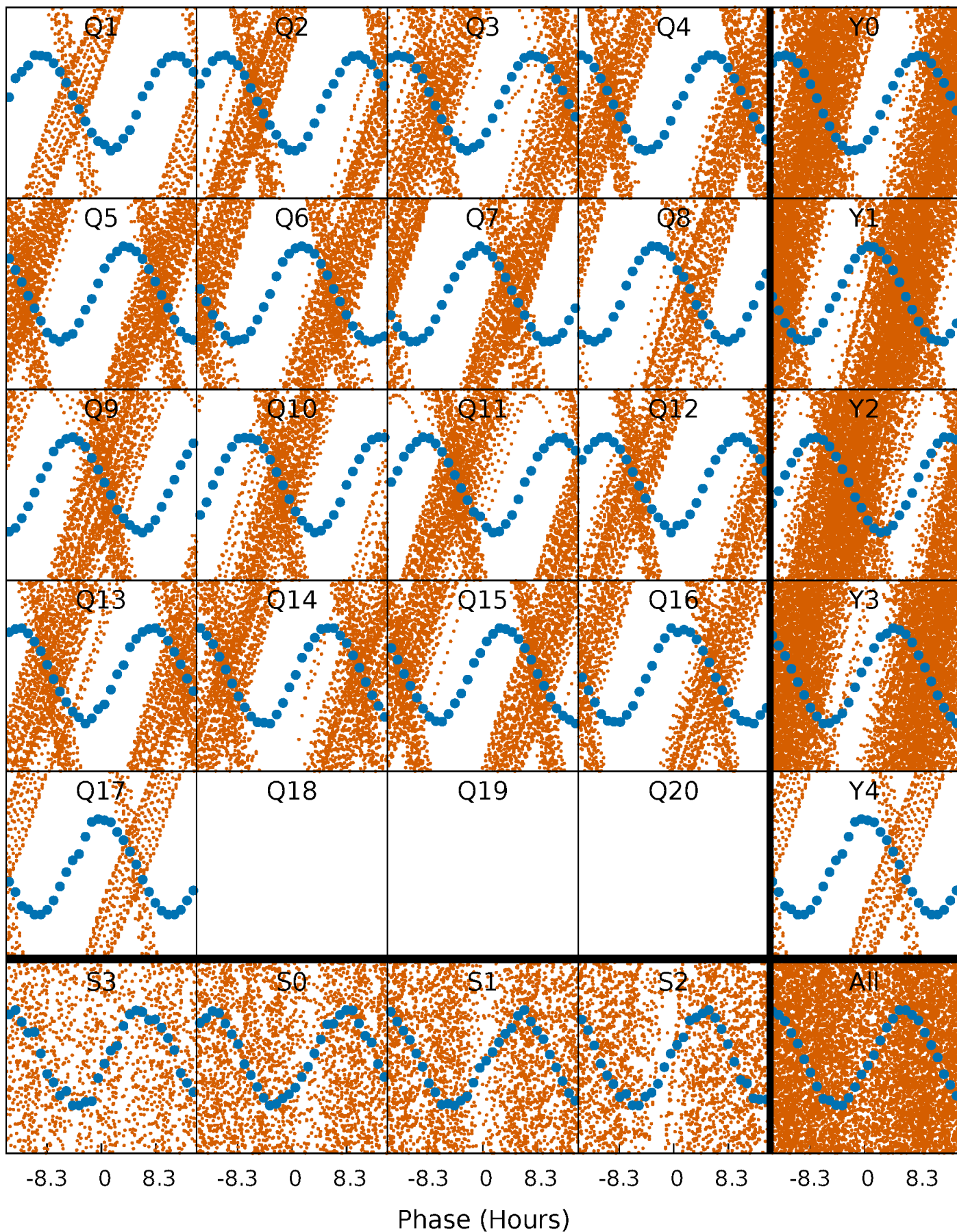


Planet 3 : Phased Whitened Flux Time Series (Fit Epoch/Period)



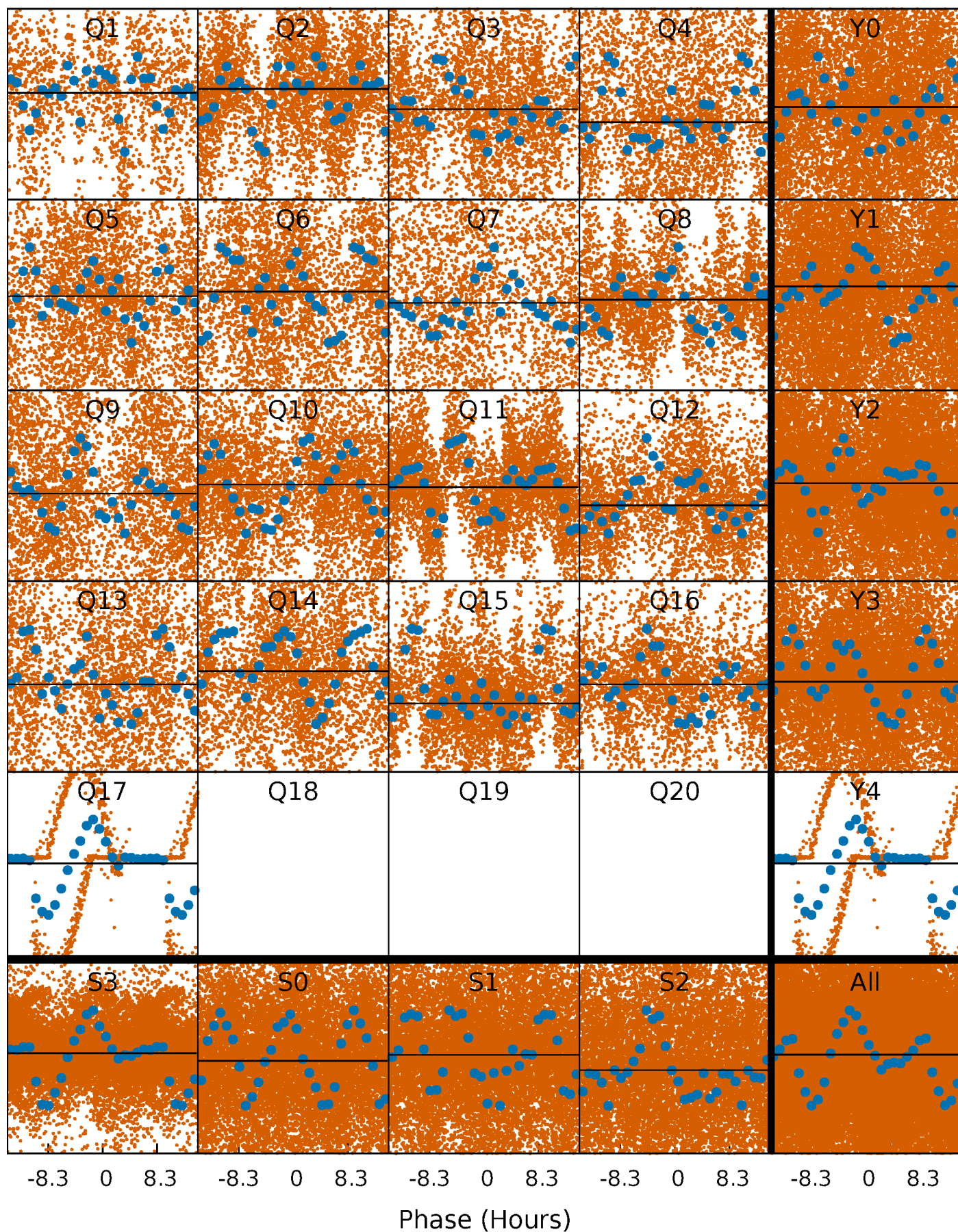
PDC Quarter-Phased Transit Curves

TCE 005479821-03 P= 0.851382 Days $T_0=131.561787$ (BKJD)



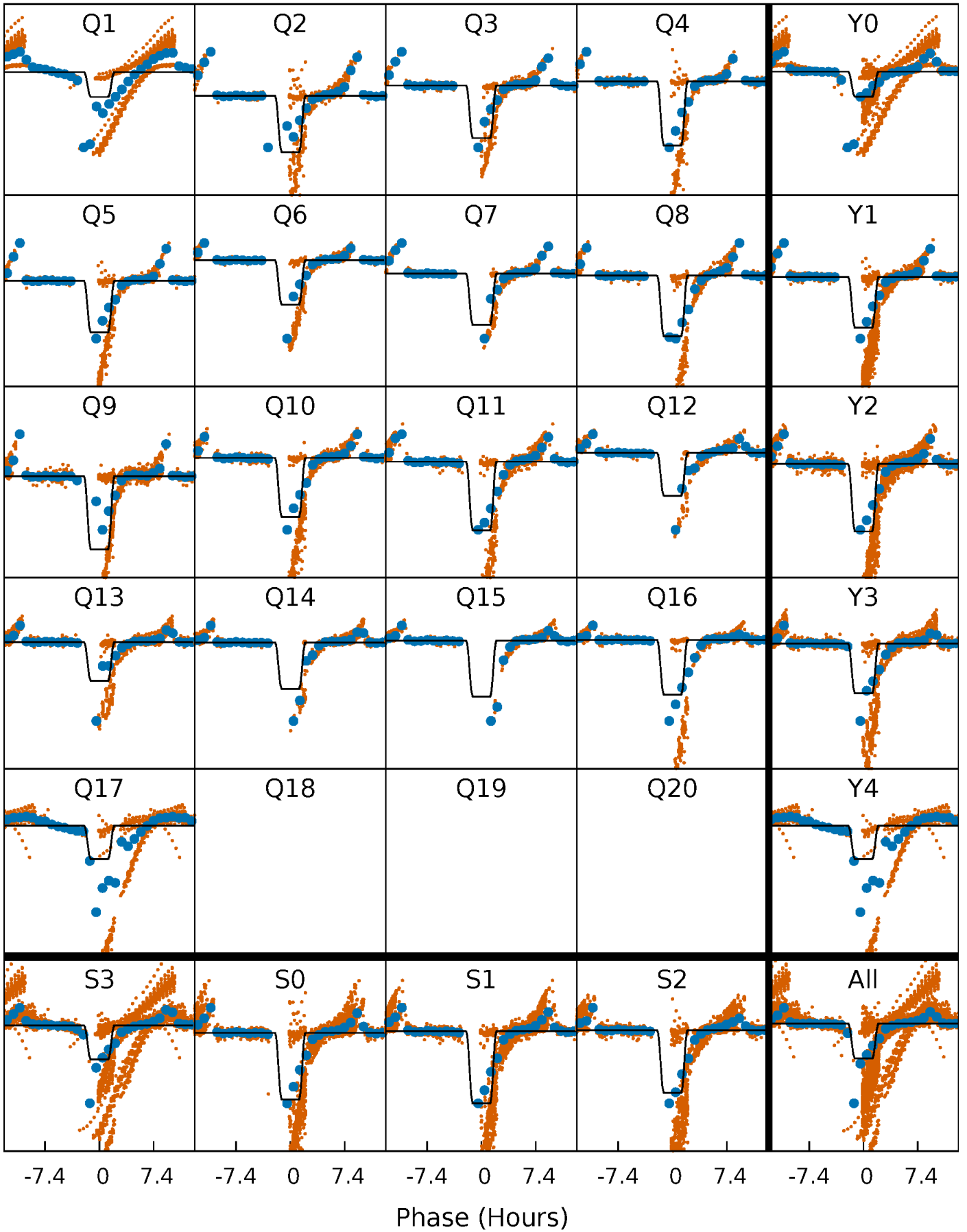
DV Quarter-Phased Transit Curves

TCE 005479821-03 P= 0.851382 Days $T_0=131.561787$ (BKJD)



Alt. Detrend Quarter-Phased Transit Curves

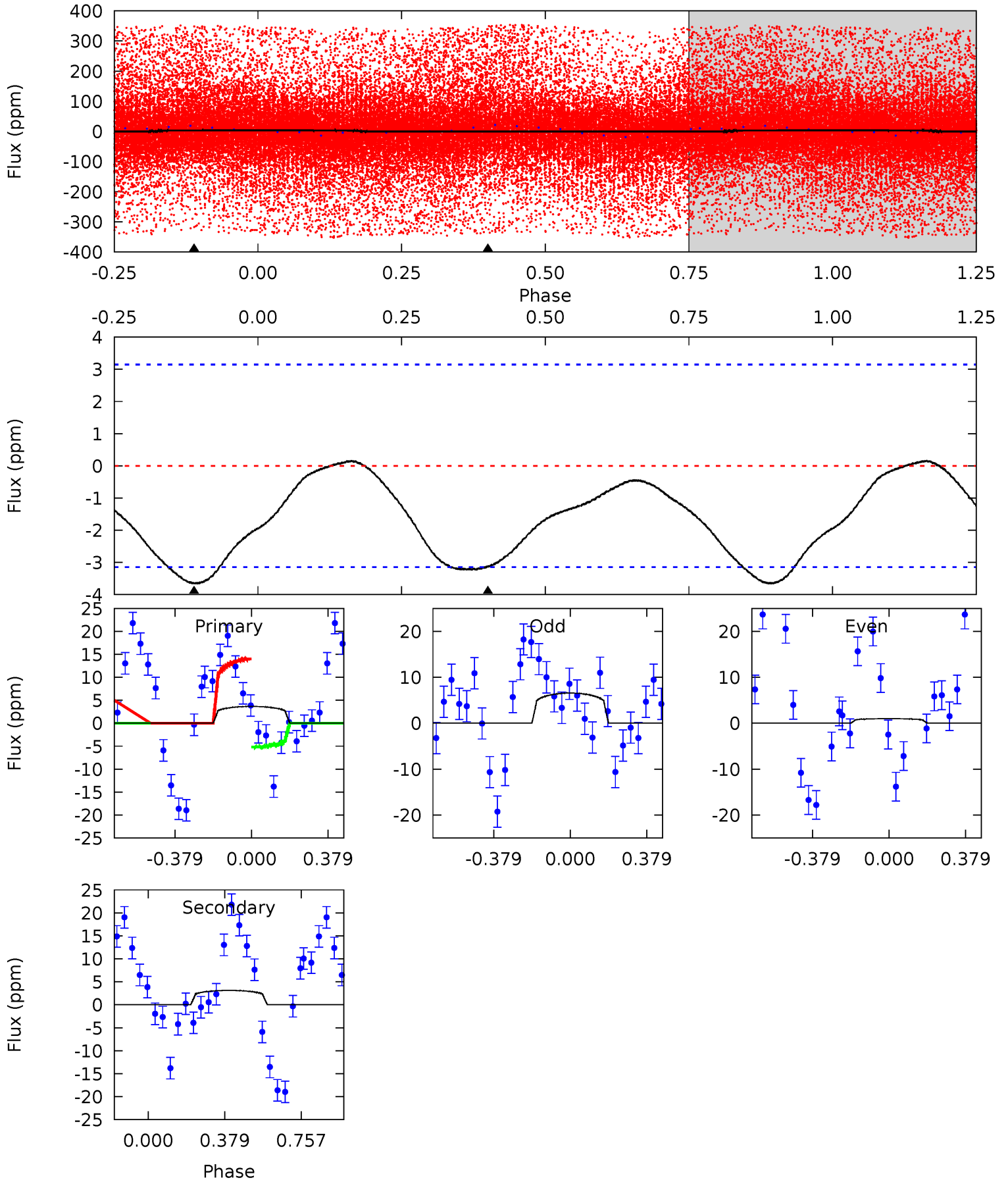
TCE 005479821-03 P= 0.850592 Days $T_0=131.676054$ (BKJD)



DV Model-Shift Uniqueness Test

005479821-03, P = 0.851382 Days, E = 130.710405 Days

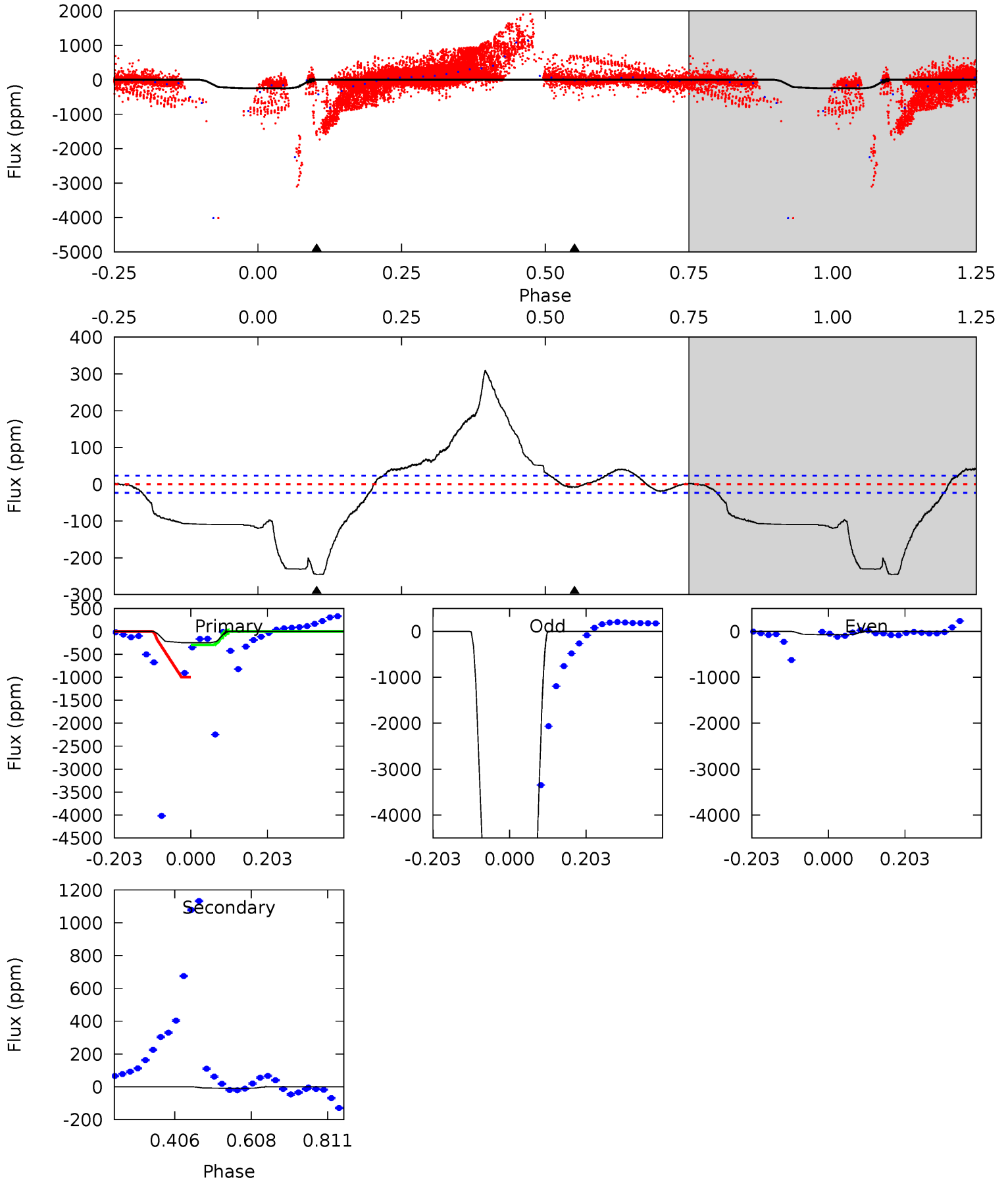
Pri	Sec	Ter	Pos	FA ₁	FA ₂	F _{Red}	Pri-Ter	Pri-Pos	Sec-Ter	Sec-Pos	Odd-Evn	DMM	Shape	TAT
4.96	4.25	0	0	4.28	0.88	0.39	4.96	4.96	4.25	4.25	3.72	15.3	0.04	5.76



Alt Model-Shift Uniqueness Test

005479821-03, P = 0.850592 Days, E = 130.825462 Days

Pri	Sec	Ter	Pos	FA ₁	FA ₂	F _{Red}	Pri-Ter	Pri-Pos	Sec-Ter	Sec-Pos	Odd-Evn	DMM	Shape	TAT
46.6	1.65	0	0	4.41	1.27	14.5	46.6	46.6	1.65	1.65	911.0	4.14	0.56	0



Stellar Parameters For KIC 005479821

	$T_{\text{eff}}(K)$	$\log(g)$	[Fe/H]	$R (R_{\odot})$	$M(M_{\odot})$	$p_{\star} (g \cdot \text{cm}^{-3})$
	11030^{+304}_{-522}	$4.017^{+0.273}_{-0.147}$	$0.070^{+0.050}_{-0.650}$	$2.781^{+0.665}_{-0.997}$	$2.928^{+0.230}_{-0.737}$	$0.192^{+0.368}_{-0.085}$
	+3%/-5%	+7%/-4%	+71%/-929%	+24%/-36%	+8%/-25%	+192%/-44%
Source	KIC0	KIC0	KIC0	DSEP		

KIC = Kepler Input Catalog; PHO = Photometry; SPE = Spectroscopy; AST = Asteroseismology
 TRA = Transits; DESP = Dartmouth Models; MULT = Multiple Models

Secondary Eclipse Parameters for KIC 005479821-03 / KOI

Detrend	Depth (ppm)	$R_p (R_{\oplus})$	$T_{max} (K)$	$T_{obs} (K)$	A_{obs}
DV	-3 ± 1	$6.62^{+7.38}_{-4.58}$	6931^{+1821}_{-1111}	-4828^{+1996}_{-1410}	$0.022^{+0.257}_{-0.018}$
Alt.	-9 ± 5	$18.38^{+10.60}_{-9.52}$	7003^{+1928}_{-1137}	-5102^{+820}_{-1336}	$0.007^{+0.034}_{-0.006}$

T_{max} = Theoretical Maximum Planetary Temperature

T_{obs} = Observed Planetary Temperature (Assuming $A=0.3$)

A_{obs} = Observed Albedo (Assuming $T=0$)

If a secondary eclipse is present, the system is likely an EB if $T_{obs} \gg T_{max}$ AND $A_{obs} \gg 1.0$

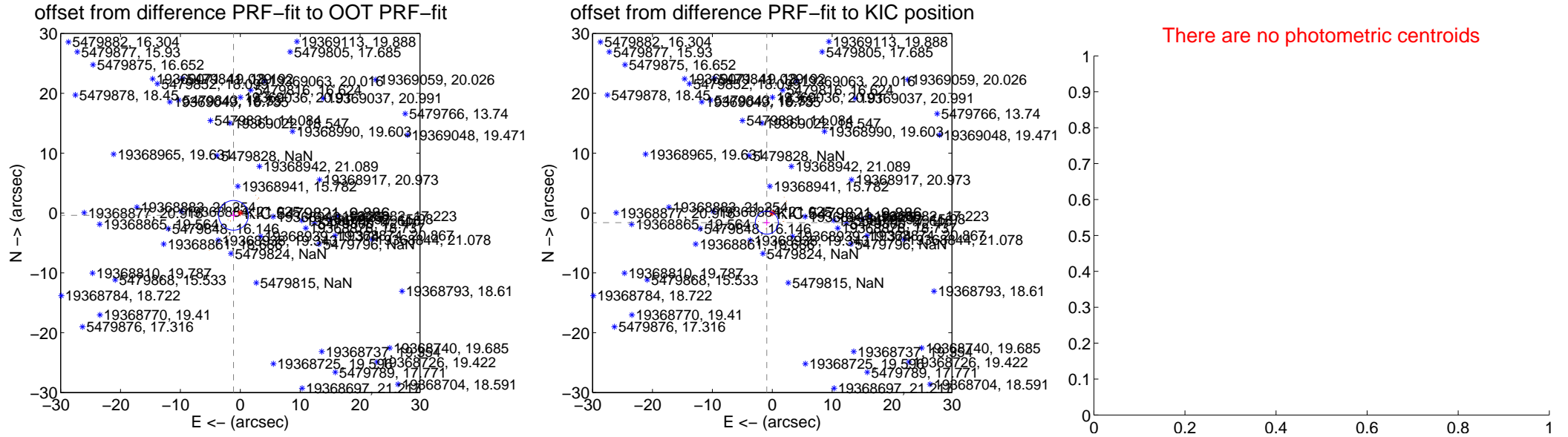
DV Centroid Data

Supplemental centroid analysis for 005479821-03. **Kepler magnitude: 9.89.** Transit SNR 0.00

There are 0 quarters with good PRF difference image offsets

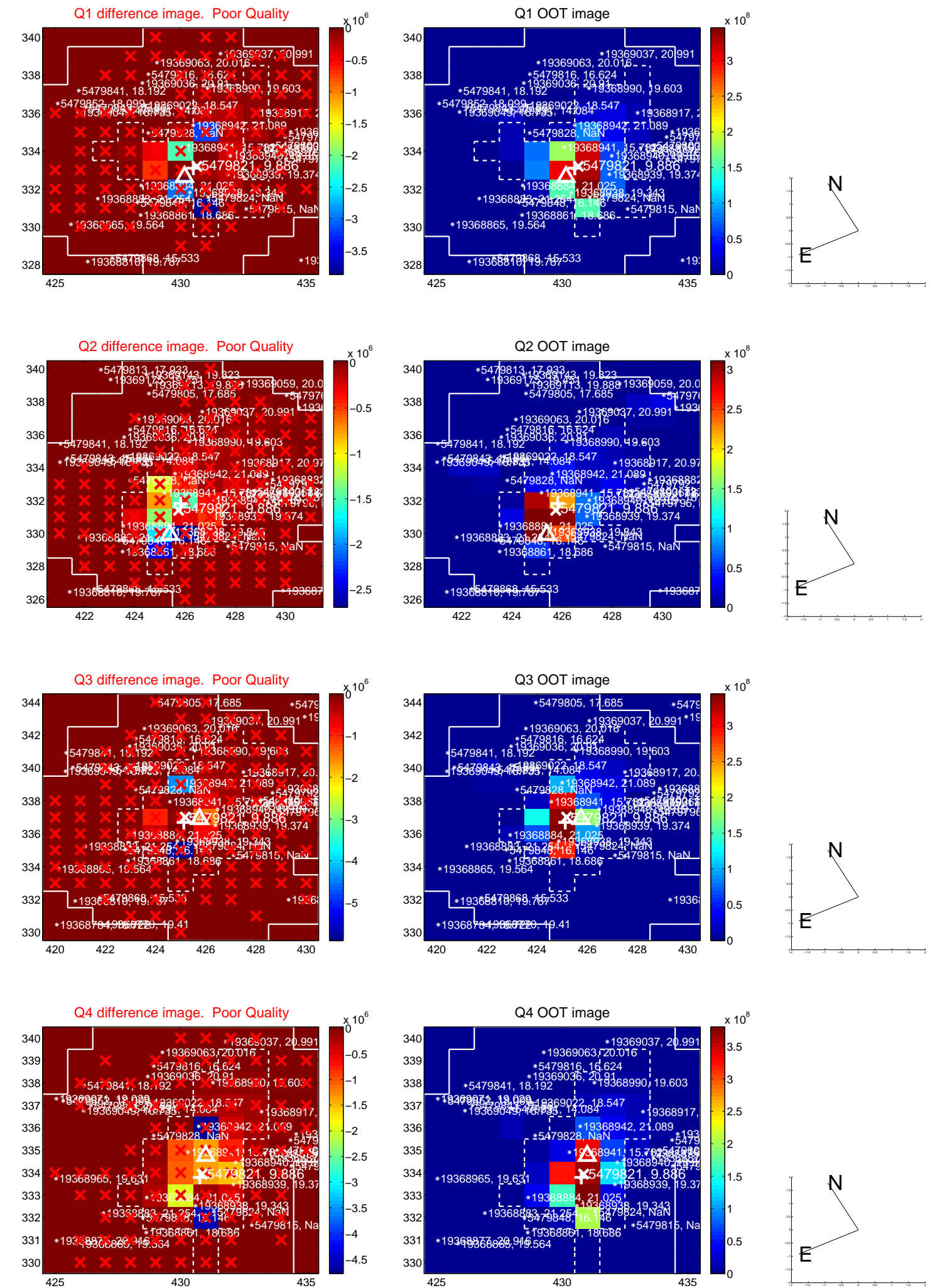
The direct PRF centroid is offset from the target star catalog position by about 0.61 arcsec

	Distance in arcsec	Distance / σ	Δ RA	Δ Dec
PRF-fit source offset from OOT	1.189 ± 0.828	1.44	1.124 ± 0.676	-0.388 ± 0.667
PRF-fit source offset from KIC position	1.850 ± 0.641	2.89	0.910 ± 0.537	-1.611 ± 0.494
photometric centroid source offset	—	—	—	—

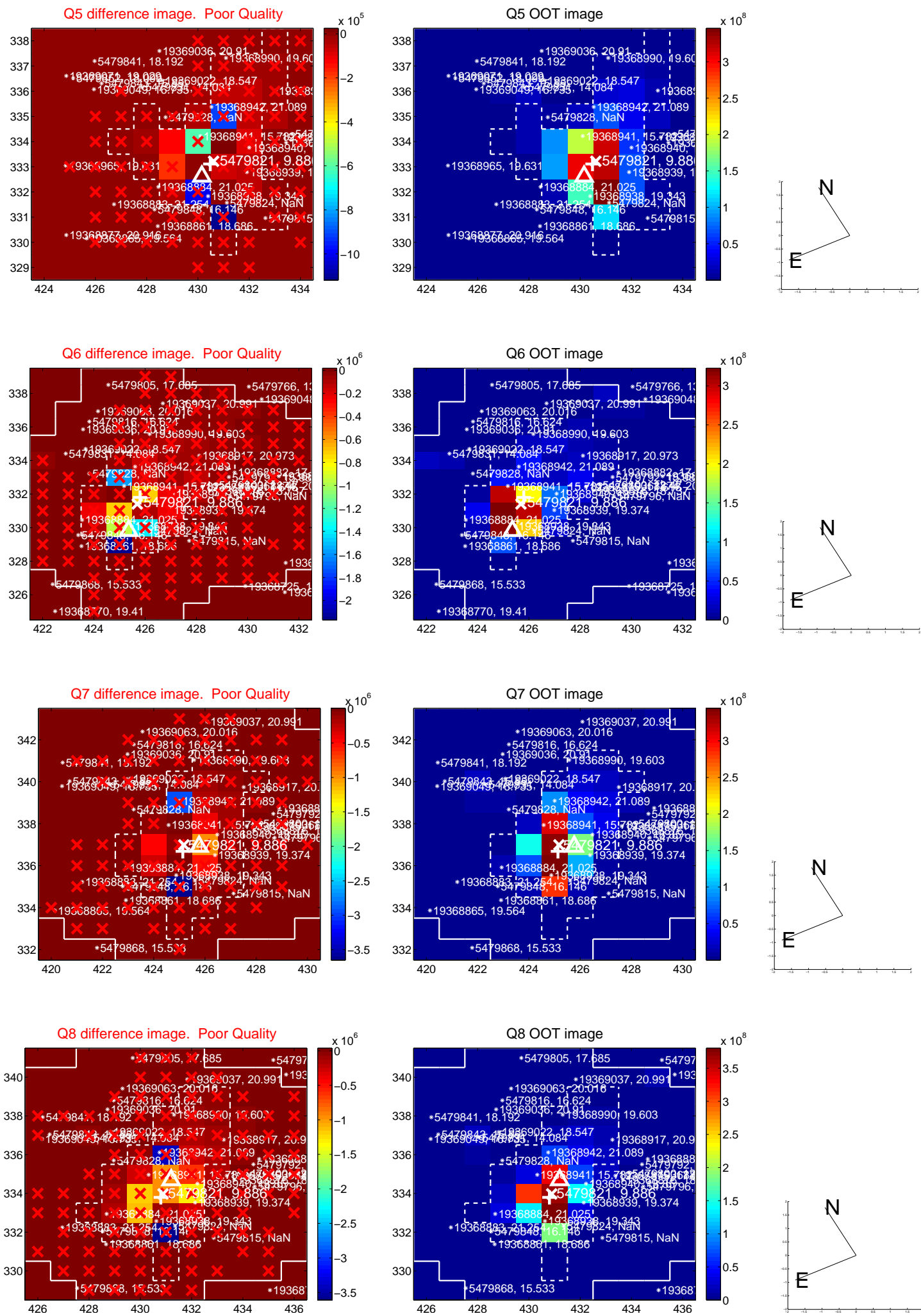


Centroid source offsets from the target star reconstructed from PRF and photometric centroids. **Sky blue crosses: good quarterly centroid offsets; Vermillion crosses: bad quarterly centroid offsets;** magenta cross: average over quarters. Length of the crosses: one- σ uncertainty. Blue circle: three- σ . Red *: target star. Blue *: Other stars. Text next to a star gives its KIC ID and kepmag. KIC IDs > 15,000,000 are from the UKIRT catalog.

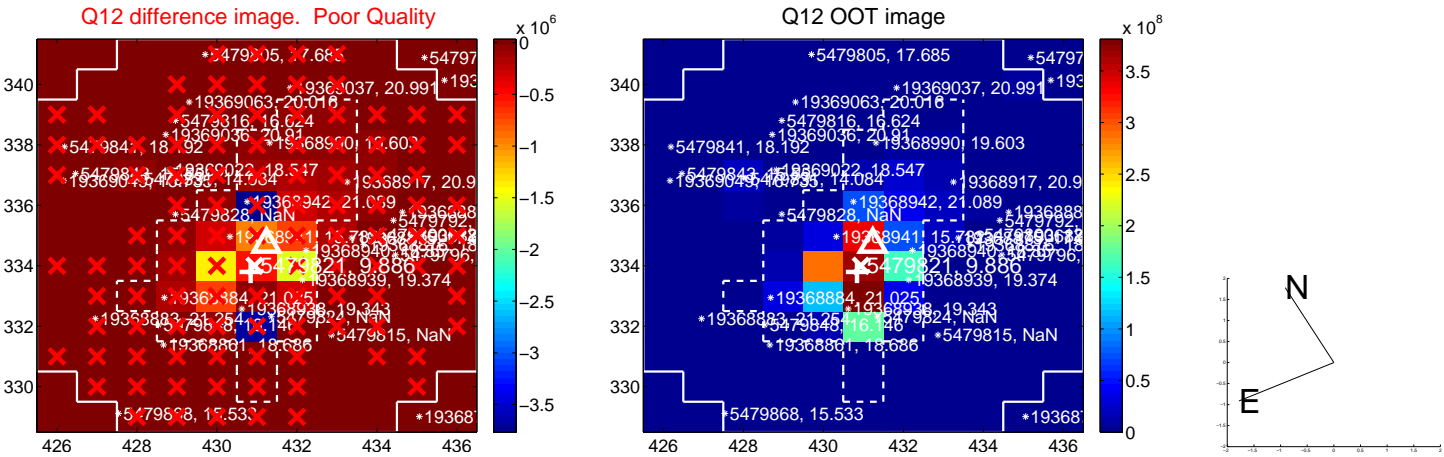
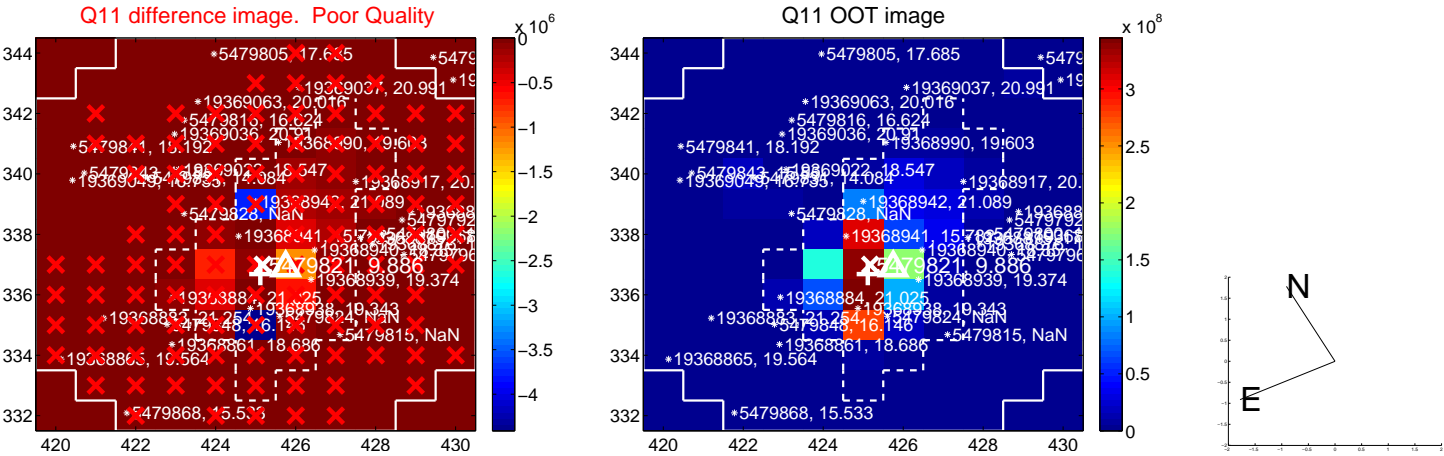
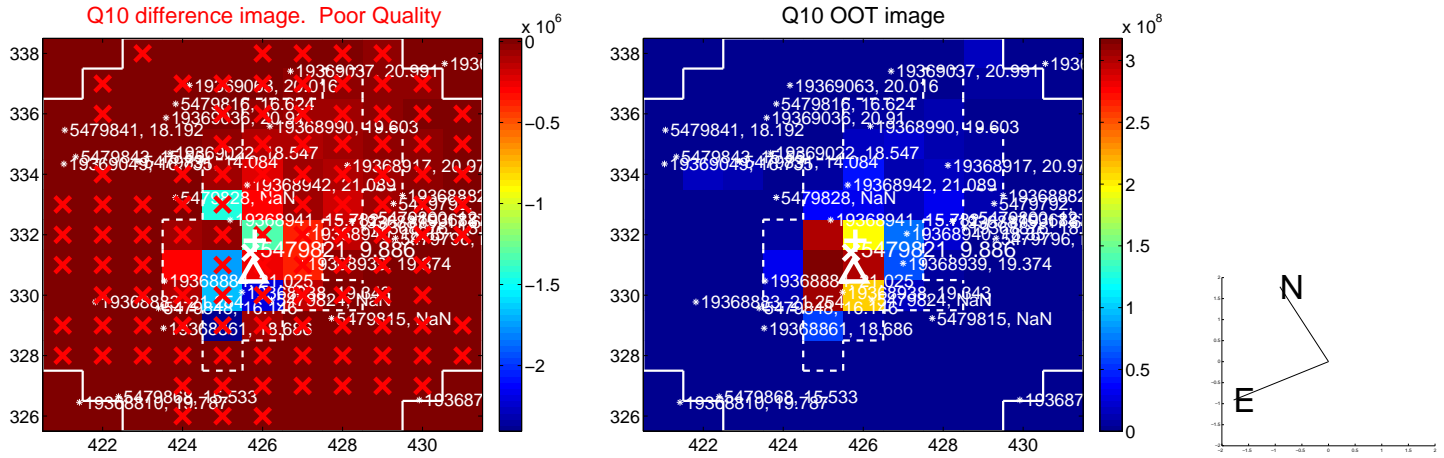
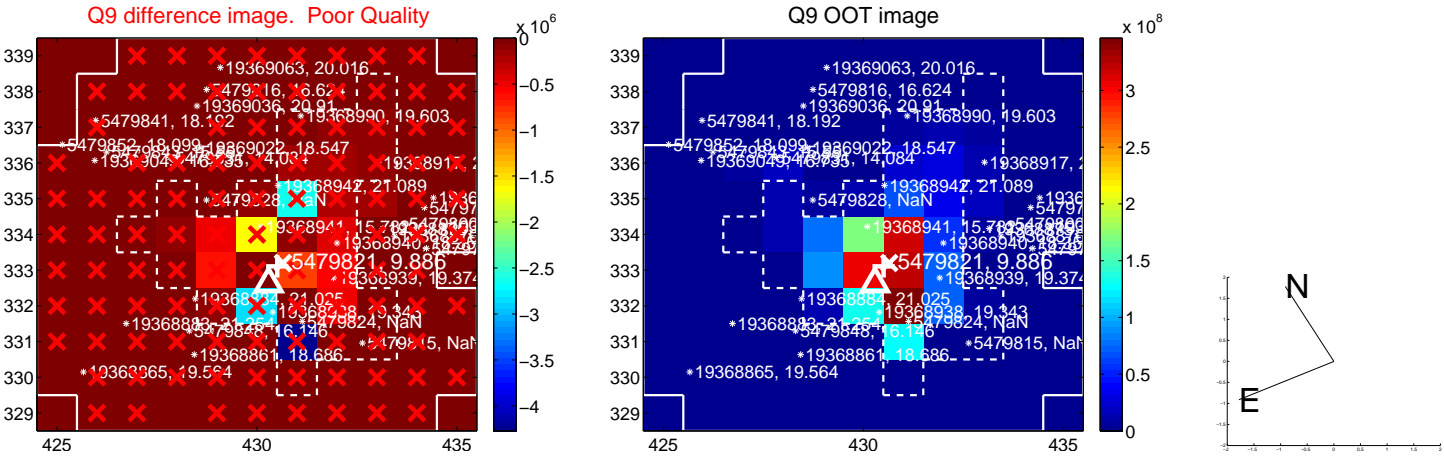
white \times : KIC target position; +: OOT centroid; \triangle : difference centroid. red \times : large negative pixel value.



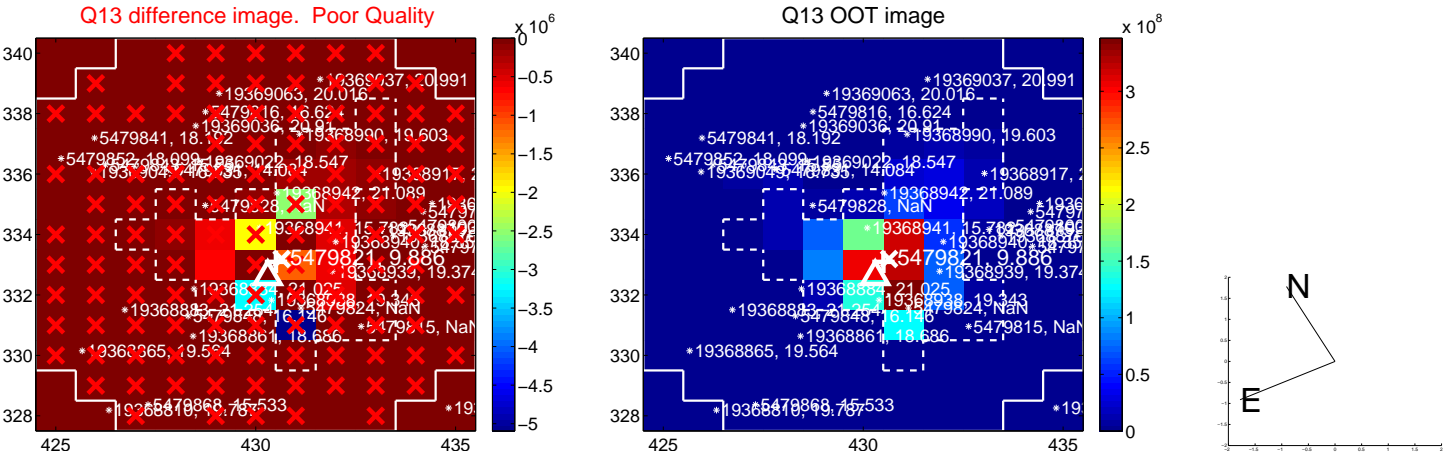
white \times : KIC target position; $+$: OOT centroid; \triangle : difference centroid. red \times : large negative pixel value.



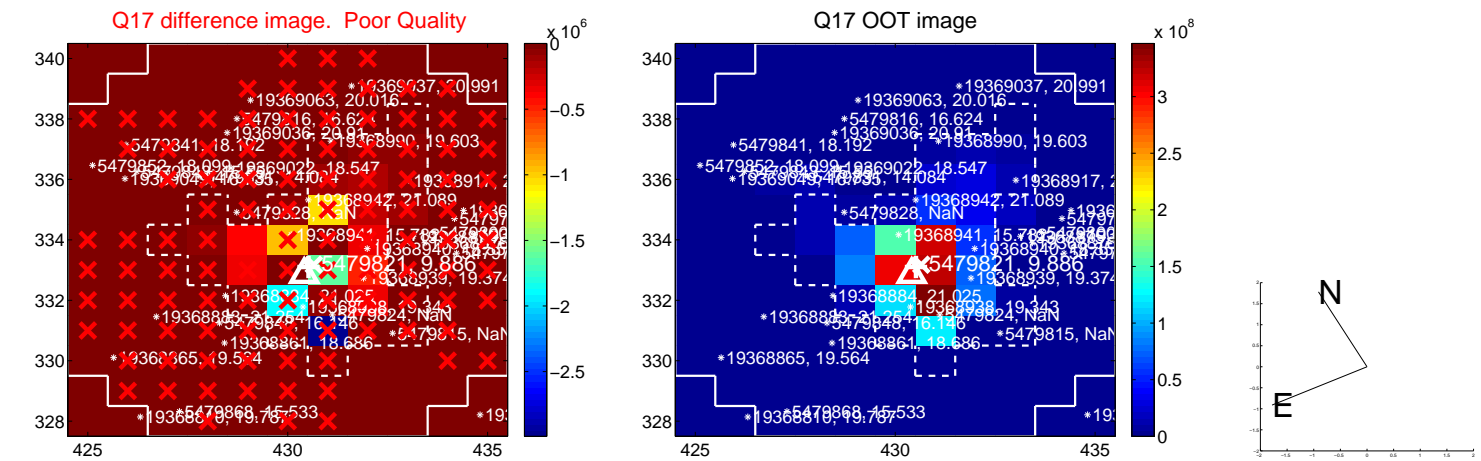
white \times : KIC target position; +: OOT centroid; \triangle : difference centroid. red \times : large negative pixel value.



white \times : KIC target position; +: OOT centroid; \triangle : difference centroid. red \times : large negative pixel value.



white \times : KIC target position; $+$: OOT centroid; \triangle : difference centroid. red \times : large negative pixel value.



folded centroid time series figure for this object.

UKIRT Image

Declination

