

# KIC 005095511

## Q1-17 DR25 TCE Parameters

TCE	Run Type	KOI?	Period (Days)	Epoch (BKJD)	Depth (ppm)	Duration (Hours)	MES	SNR	$R_{\star}$ ( $R_{\odot}$ )	$T_{\star}$ (K)	$R_p$ ( $R_{\oplus}$ )	$S_p$ ( $S_{\oplus}$ )
005095511-01	OBS	No	181.286094	275.796614	1515.1	6.595	12.7	9.1	5.46	4587	43.61	30.79

## Robovetter Results

TCE	Run Type	Disp	Score	N	S	C	E	Comments
005095511-01	OBS	FP	0.00	1	0	0	0	INDIV_TRANS_MARSHALL—LPP_DV—ALL_TRANS_CHASES—INCONSISTENT_TRANS

**Notes:** OBS = Observed. INJ = Injected. INV = Inverted. SCR = Scrambled.

N = Not Transit-Like. S = Stellar Eclipse. C = Centroid Offset. E = Ephemeris Match.

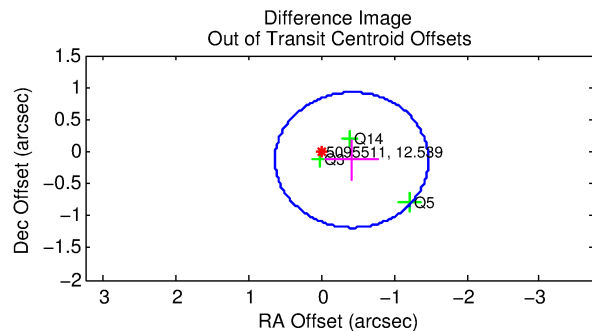
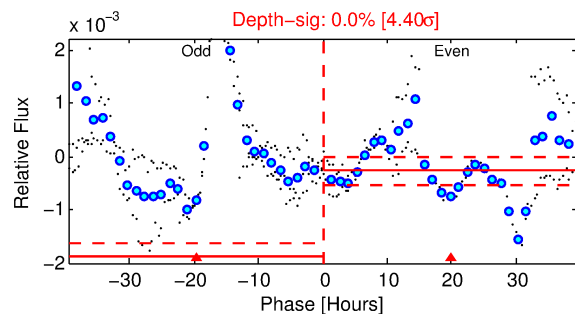
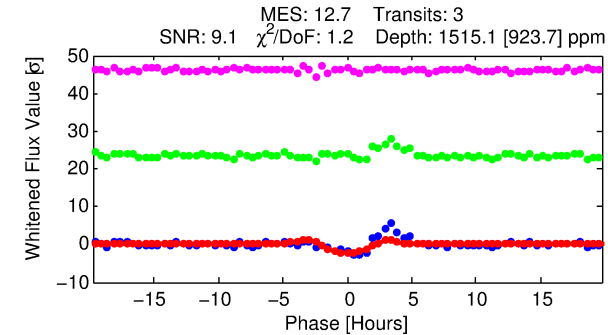
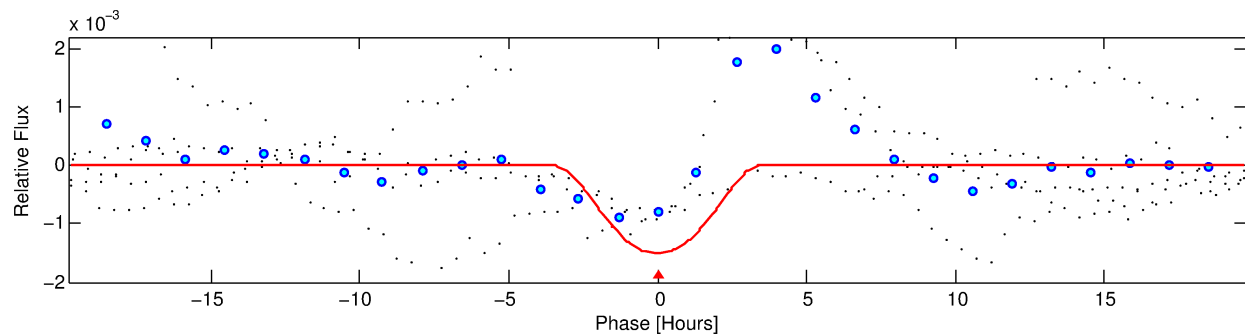
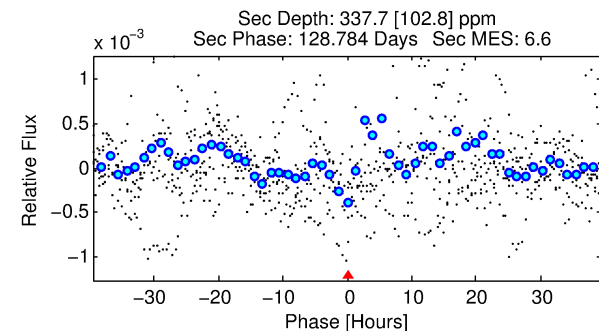
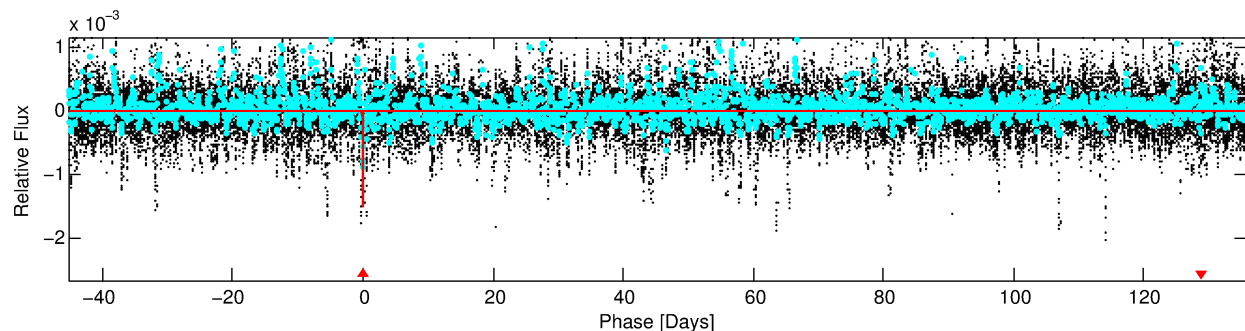
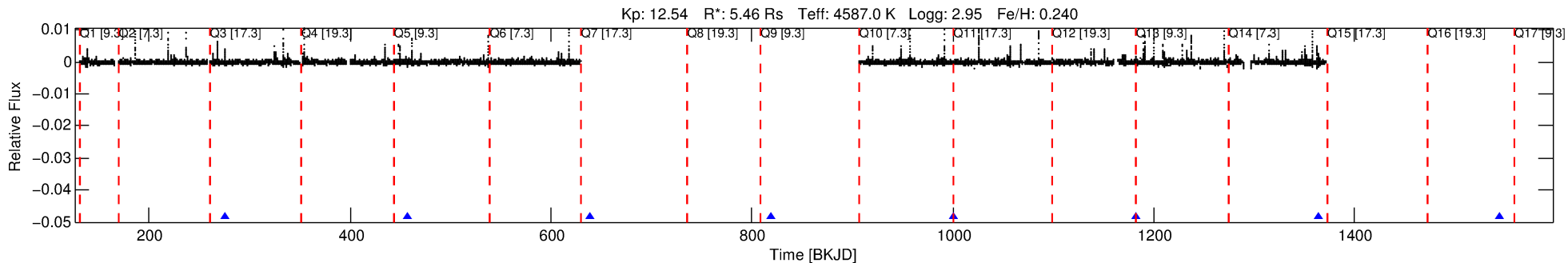
See [http://exoplanetarchive.ipac.caltech.edu/docs/API\\_kepcandidate\\_columns.html#proj\\_disp\\_col](http://exoplanetarchive.ipac.caltech.edu/docs/API_kepcandidate_columns.html#proj_disp_col) for comment definitions.

## Ephemeris Match Information For 005095511-01

No Significant Match Found

# DV One-Page Summary

KIC: 5095511 Candidate: 1 of 1 Period: 181.286 d



## DV Fit Results:

Period = 181.28609 [0.00241] d  
Epoch = 275.7966 [0.0071] BKJD  
Rp/R\* = 0.0732 [0.1189]  
a/R\* = 81.84 [26.94]  
b = 1.00 [0.14]  
Seff = 30.79 [9.41]  
Teq = 601 [46] K  
Rp = 43.61 [71.87] Re  
a = 0.6192 [0.1385] AU  
Ag = 37.46 [122.63] [0.30σ]  
Teffp = 2298 [1873] K [0.91σ]

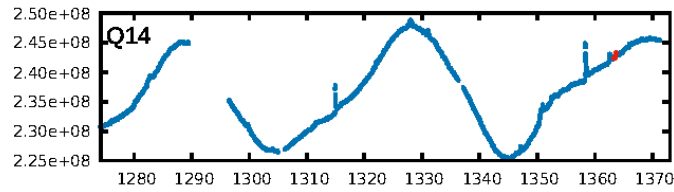
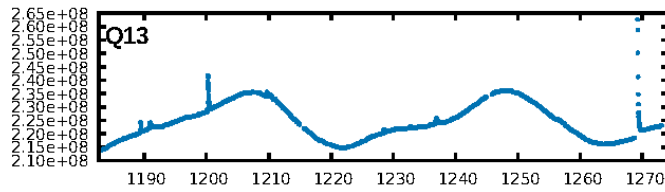
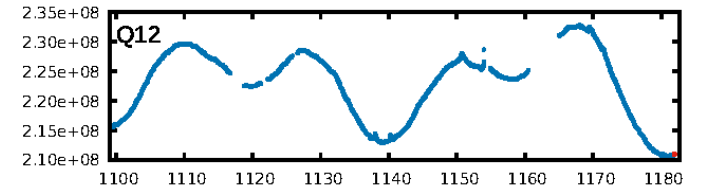
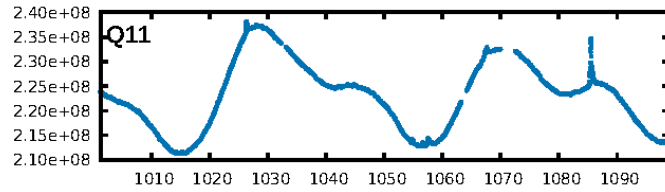
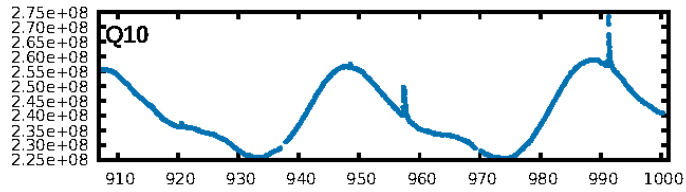
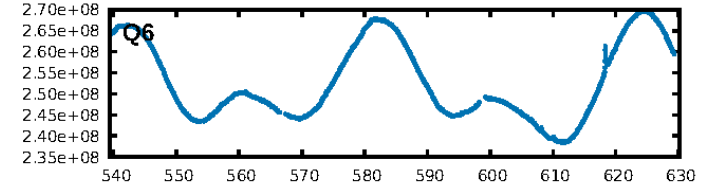
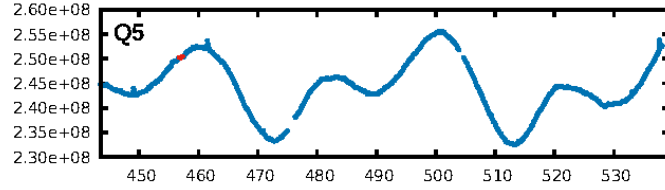
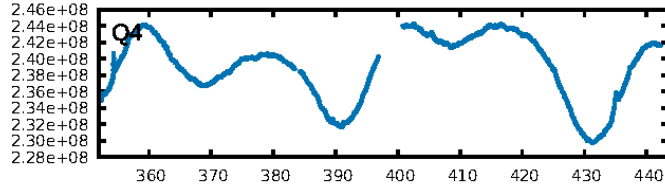
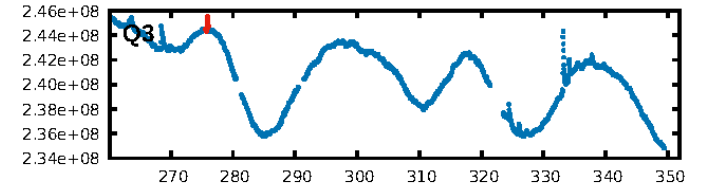
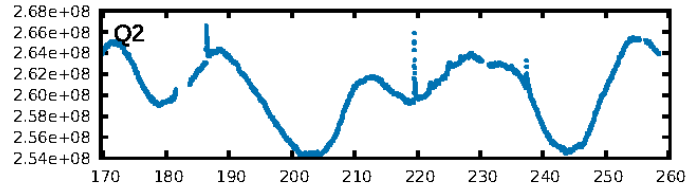
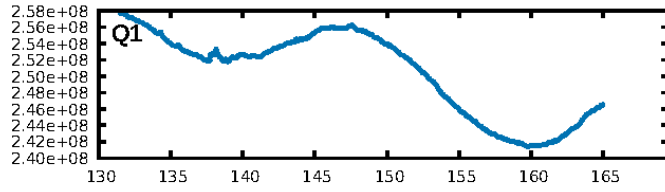
## DV Diagnostic Results:

ShortPeriod-sig: N/A  
LongPeriod-sig: N/A  
ModelChiSquare2-sig: 0.3%  
ModelChiSquareGof-sig: 83.1%  
Bootstrap-pfa: 4.05e-13  
RollingBand-fgt: 1.00 [3/3]  
GhostDiagnostic-chr: 7.748  
Centroid-sig: 0.7%  
Centroid-so: 0.317 arcsec [1.71σ]  
OotOffset-rm: 0.438 arcsec [1.24σ]  
KicOffset-rm: 0.511 arcsec [1.53σ]  
OotOffset-st: 1/1/0/1 [3]  
KicOffset-st: 1/1/0/1 [3]  
DiffImageQuality-fgm: 1.00 [3/3]  
DiffImageOverlap-fno: 1.00 [3/3]

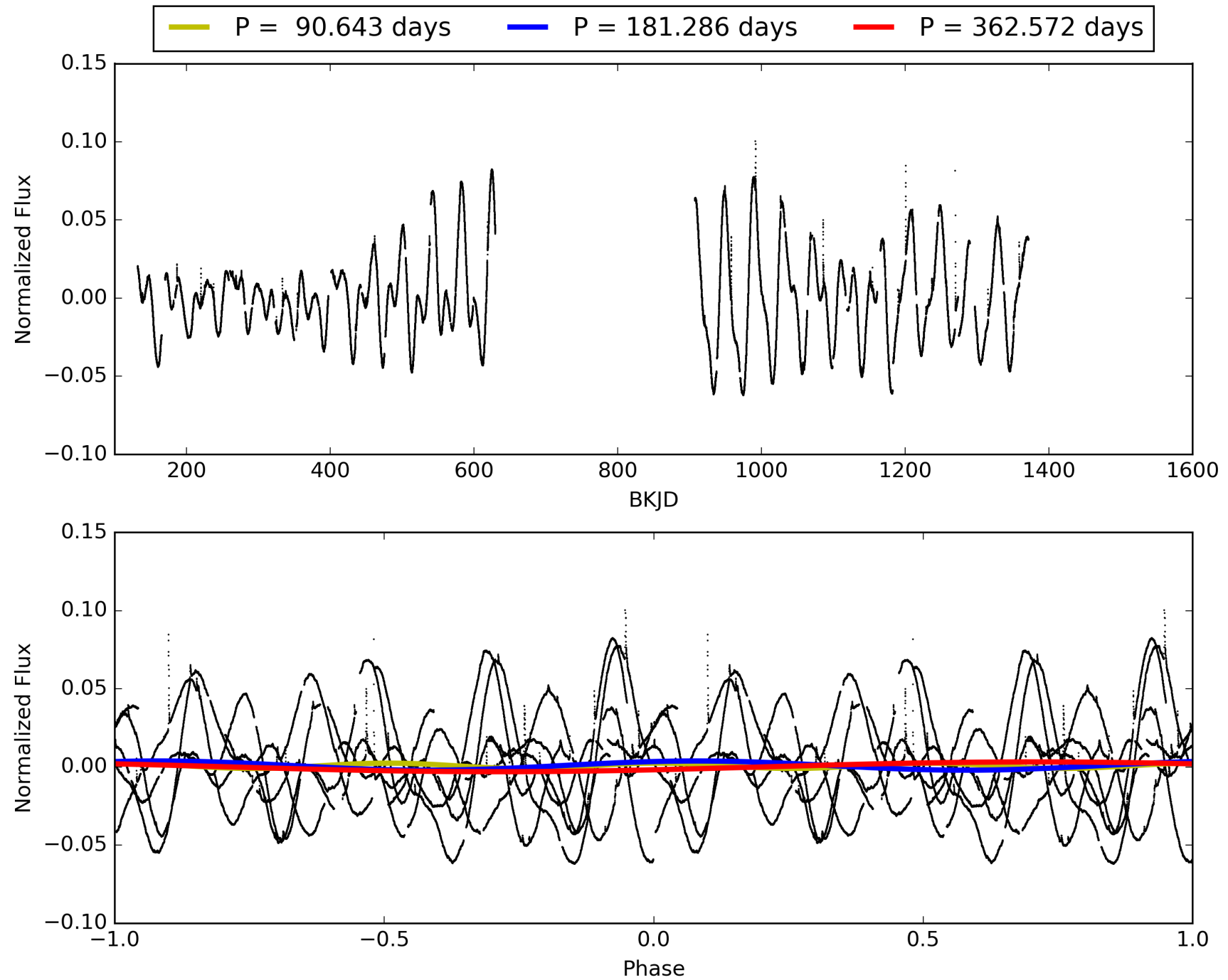
Software Revision: svn+ssh://murzim/repo/soc/tags/release/9.3.42@60958 -- Date Generated: 31-Jan-2016 08:39:10 Z

This Data Validation Report Summary was produced in the Kepler Science Operations Center Pipeline at NASA Ames Research Center

# TCE 005095511-01, PDC Light Curves

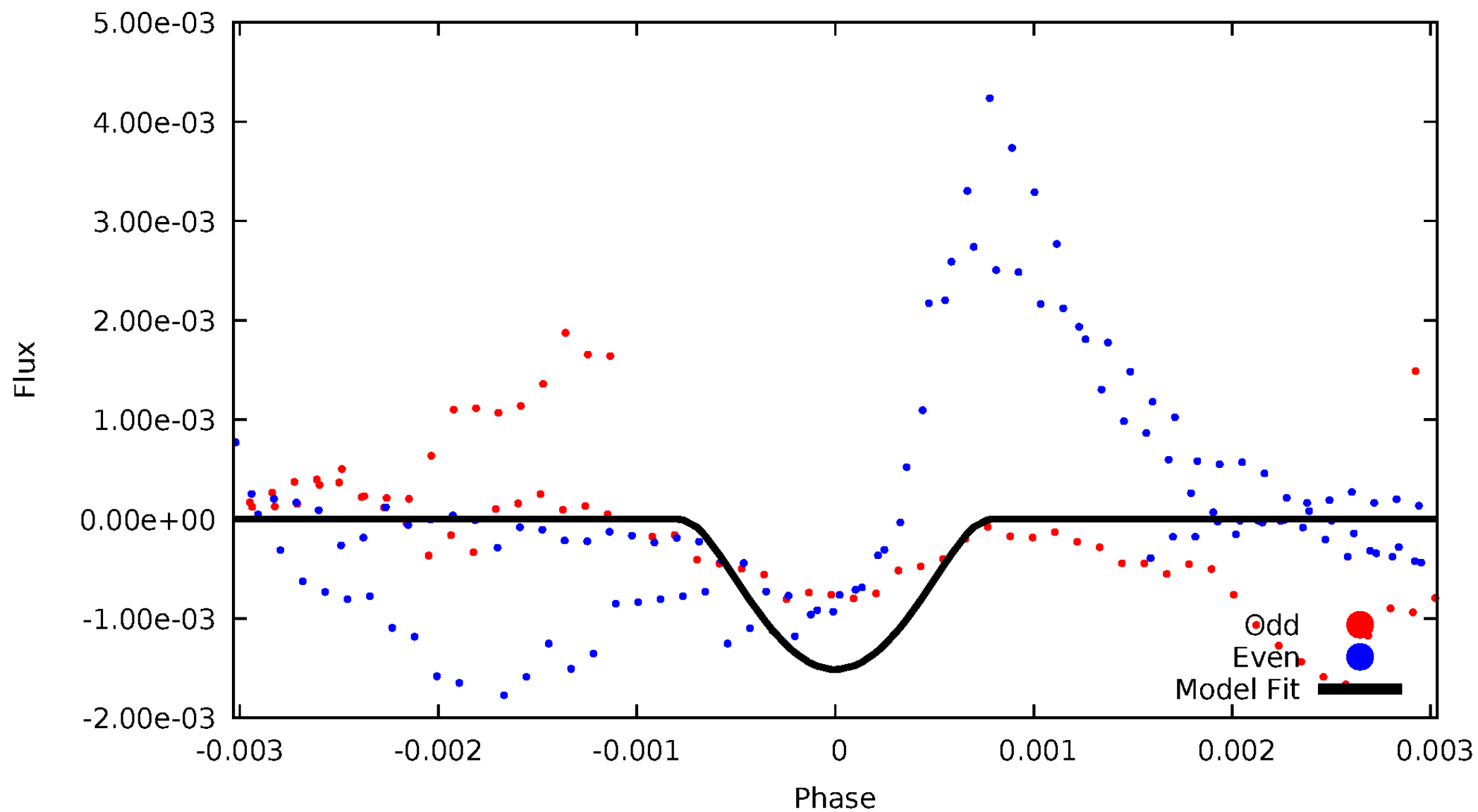


# TCE 005095511-01



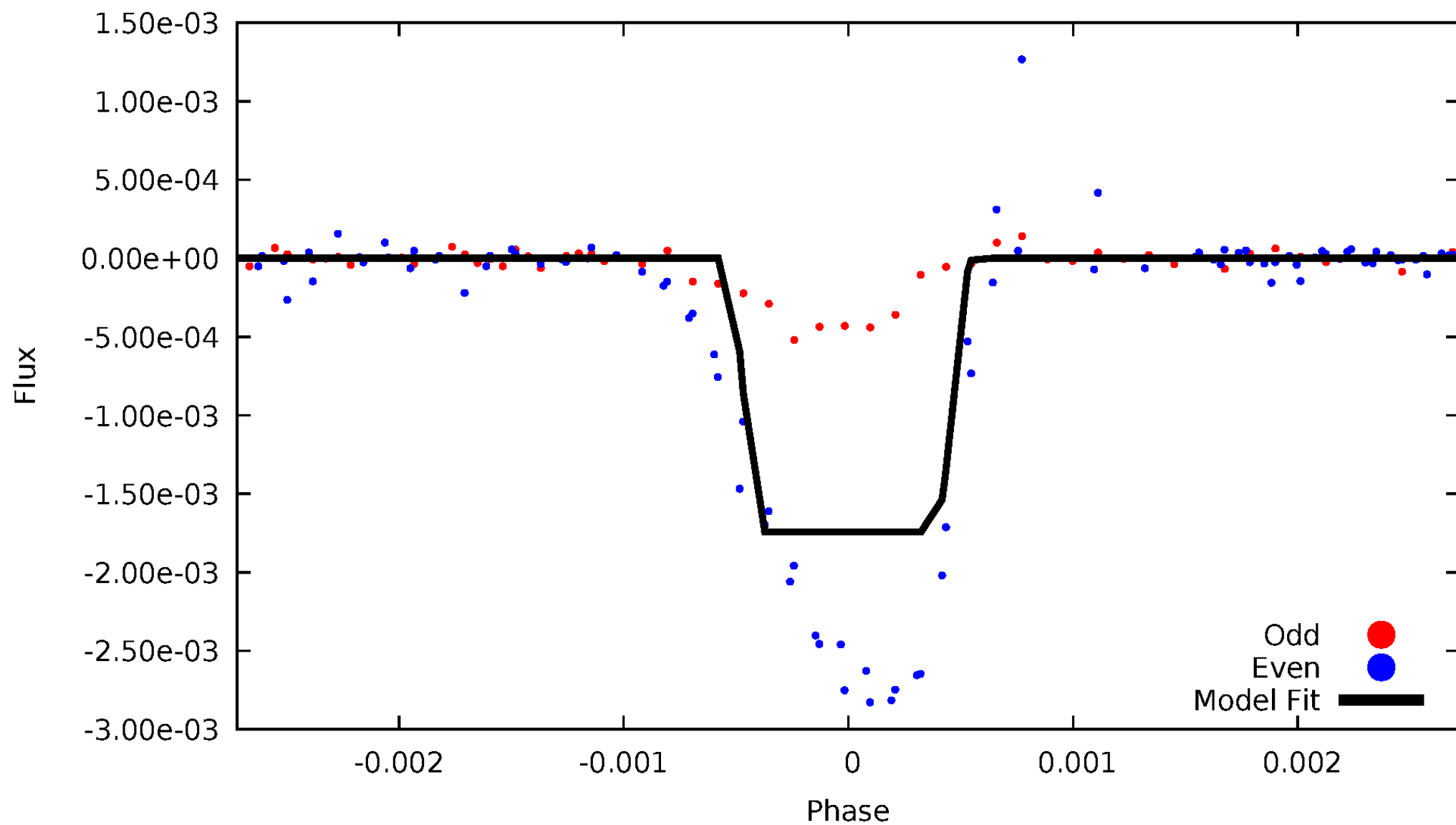
# DV Odd/Even

TCE 005095511-01



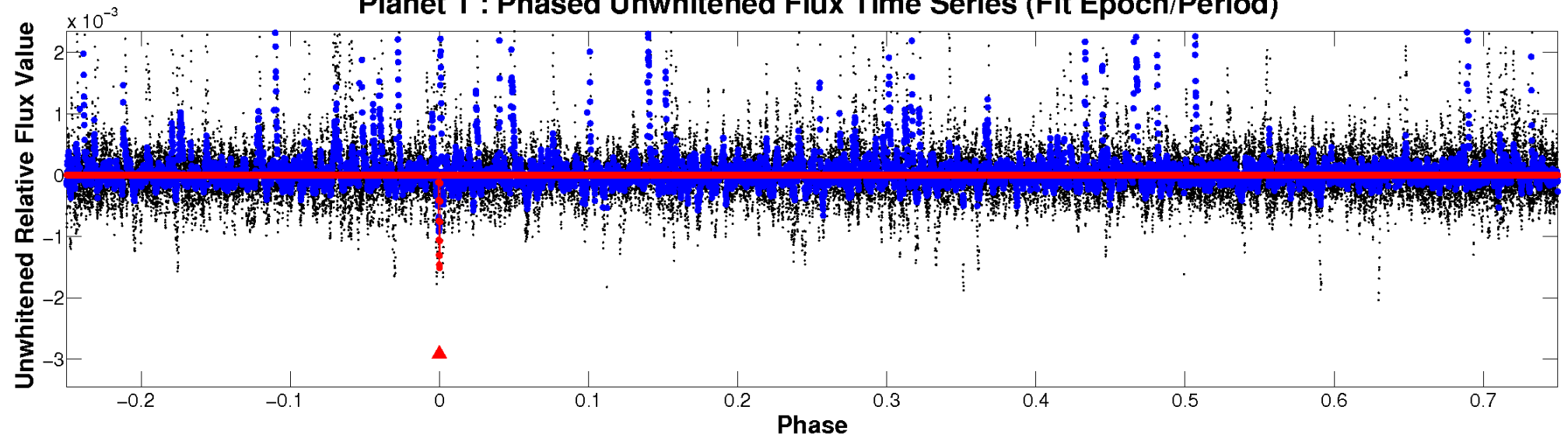
# ALT Odd/Even

TCE 005095511-01

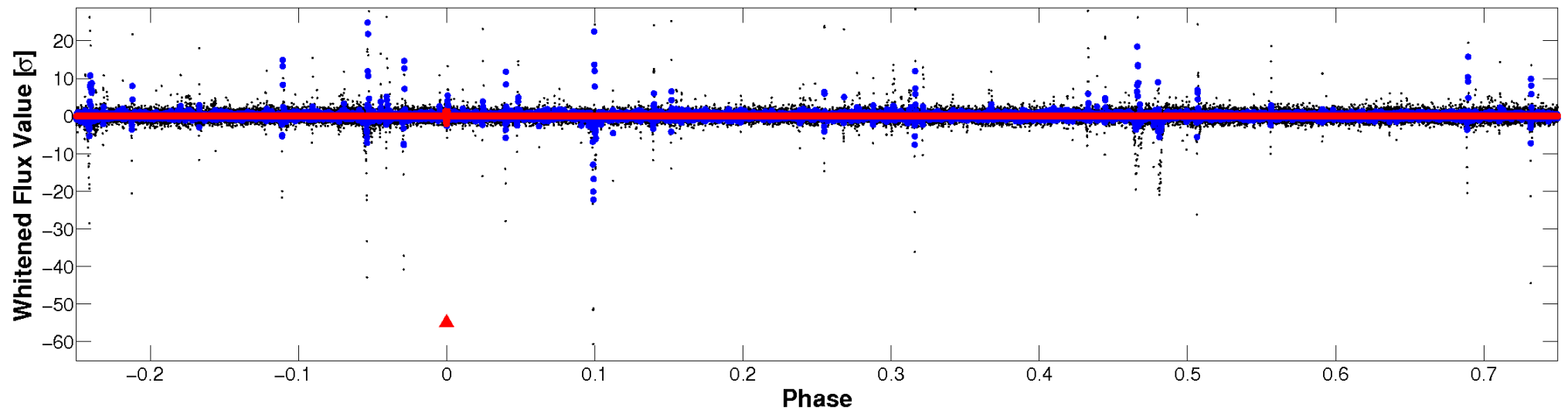


# Non-Whitened Vs. Whitened Light Curve

Planet 1 : Phased Unwhitened Flux Time Series (Fit Epoch/Period)

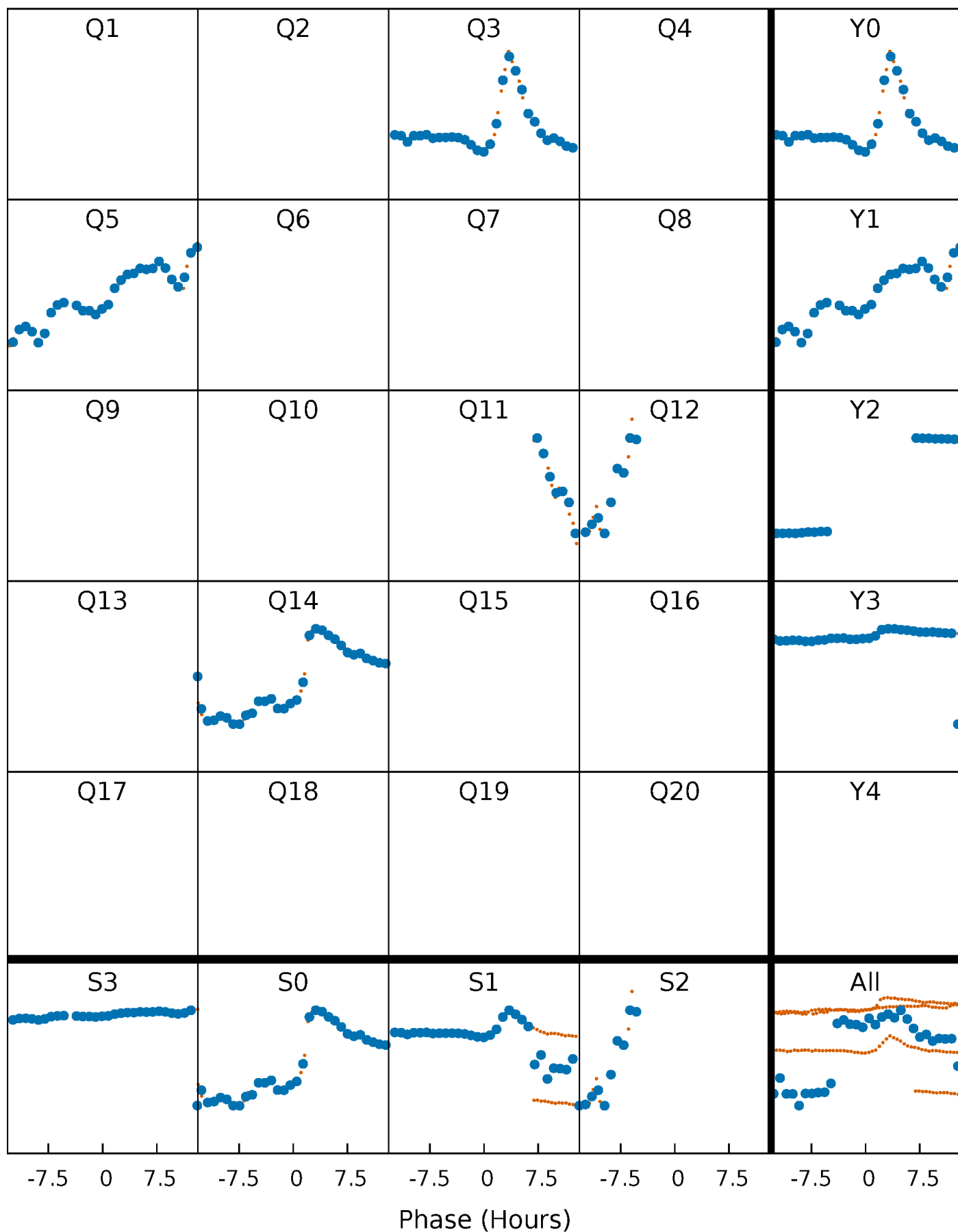


Planet 1 : Phased Whitened Flux Time Series (Fit Epoch/Period)



# PDC Quarter-Phased Transit Curves

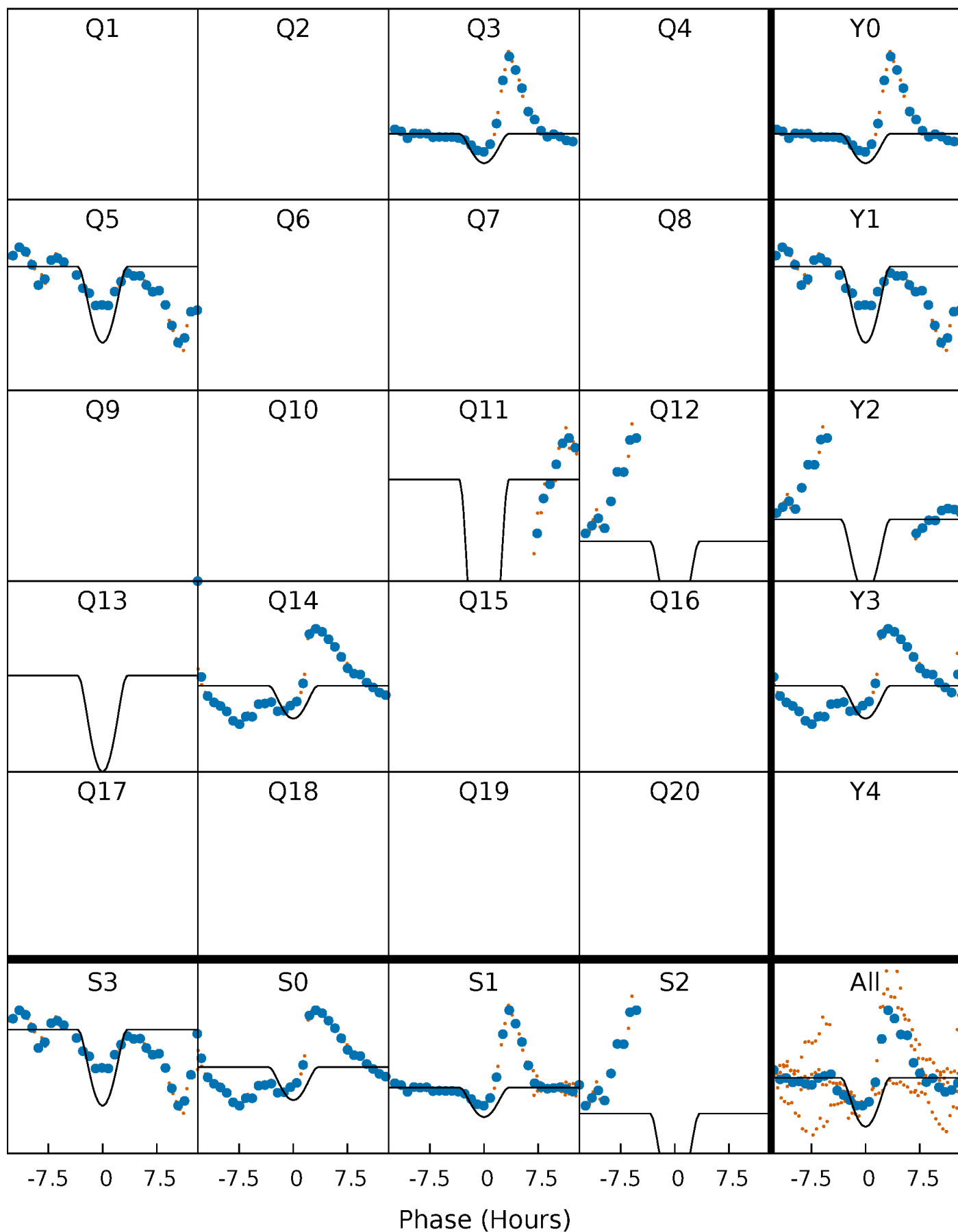
TCE 005095511-01 P=181.286094 Days  $T_0=275.796614$  (BKJD)





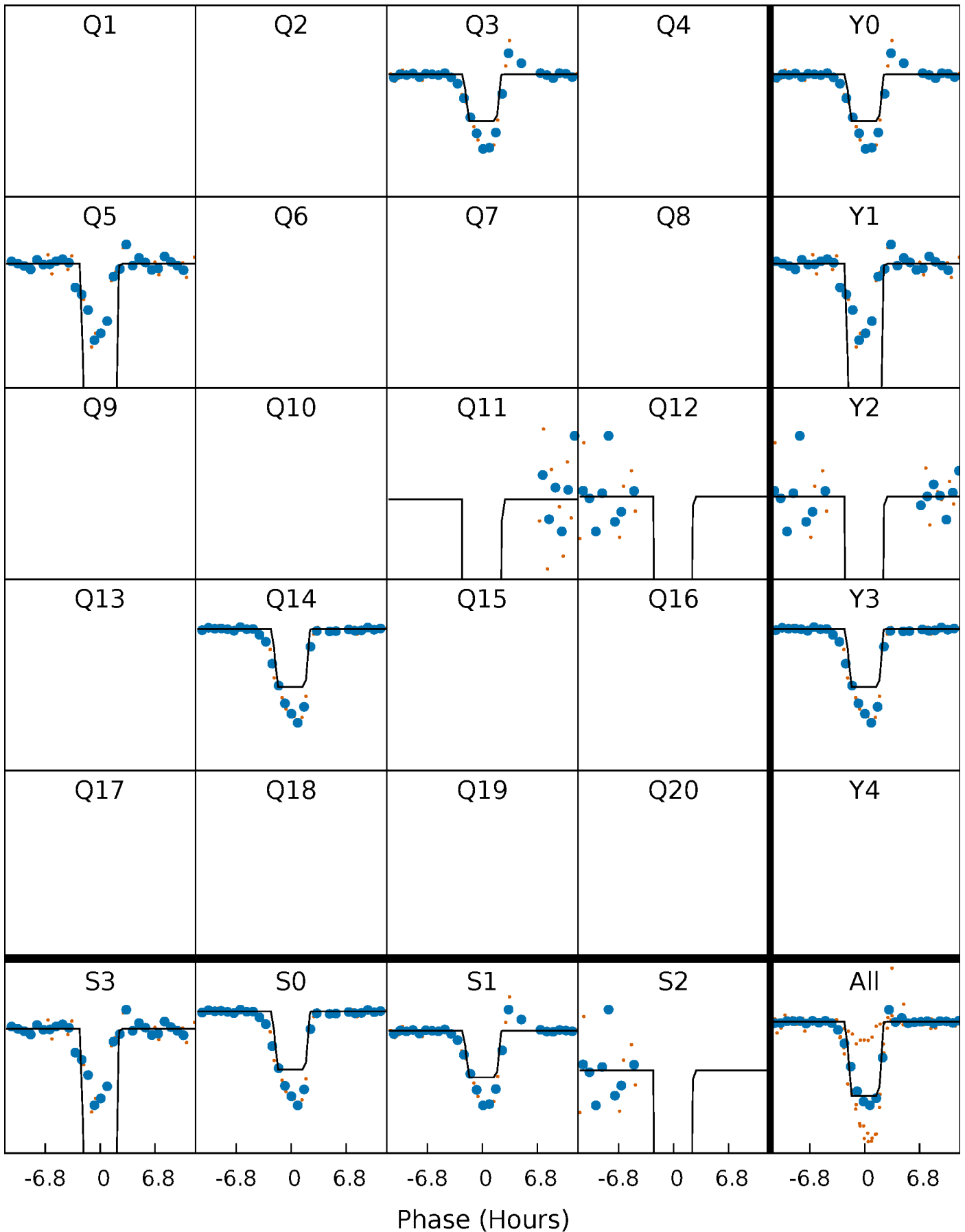
# DV Quarter-Phased Transit Curves

TCE 005095511-01 P=181.286094 Days  $T_0=275.796614$  (BKJD)



# Alt. Detrend Quarter-Phased Transit Curves

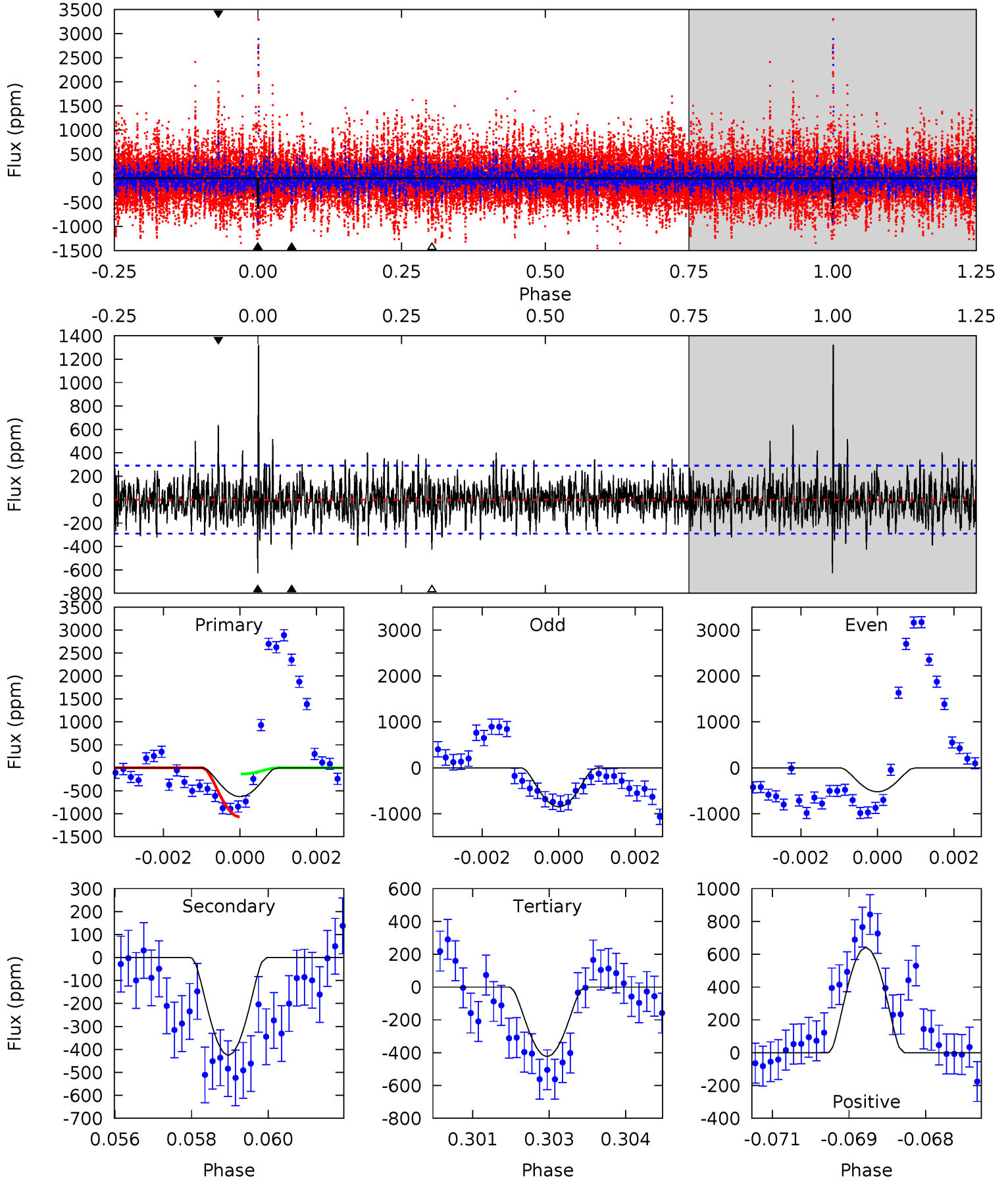
TCE 005095511-01 P=181.284158 Days  $T_0=275.797741$  (BKJD)



# DV Model-Shift Uniqueness Test

005095511-01, P = 181.286094 Days, E = 94.510520 Days

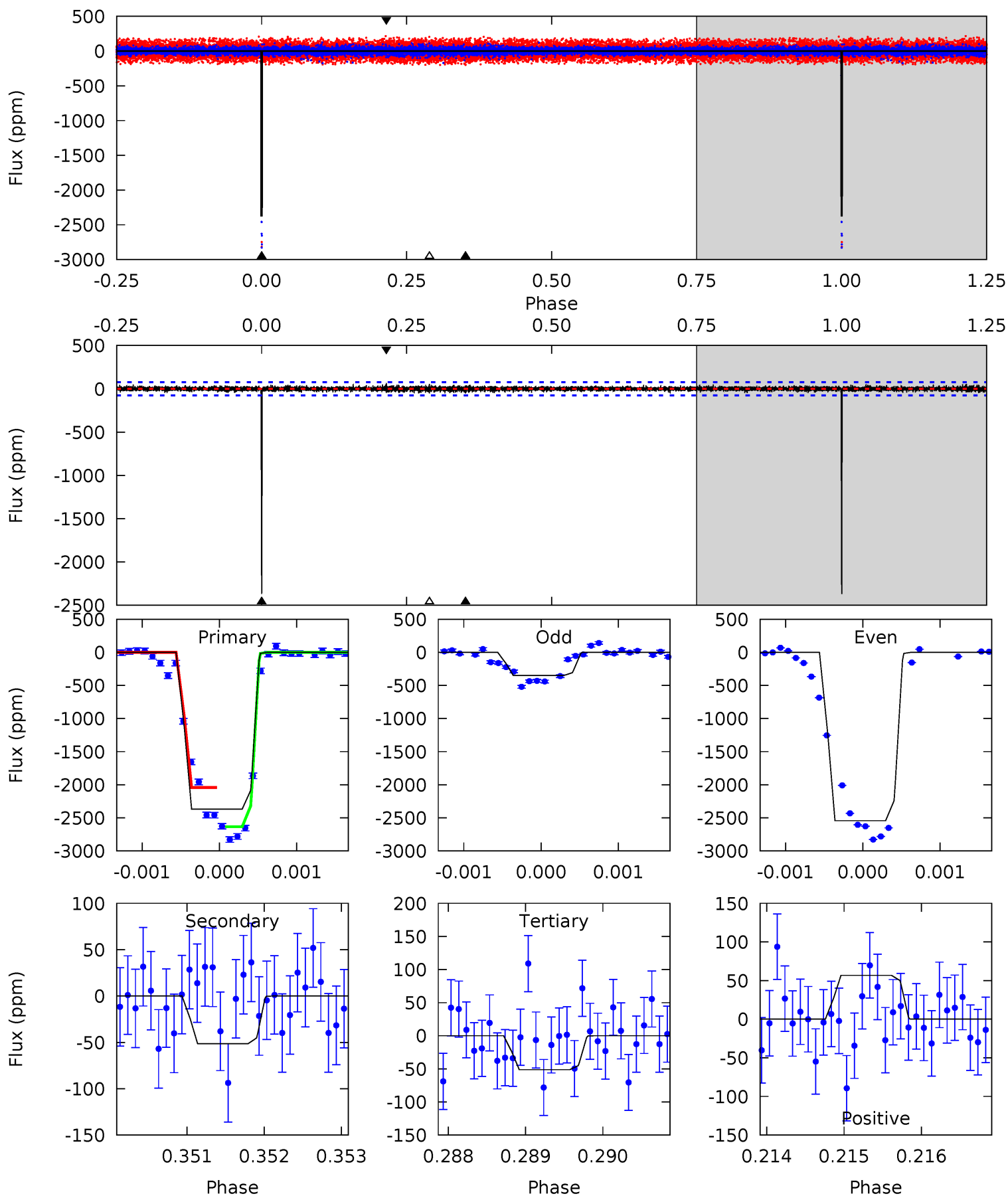
Pri	Sec	Ter	Pos	FA <sub>1</sub>	FA <sub>2</sub>	F <sub>Red</sub>	Pri-Ter	Pri-Pos	Sec-Ter	Sec-Pos	Odd-Evn	DMM	Shape	TAT
11.6	7.85	7.82	11.8	5.37	3.15	2.19	3.78	-0.21	0.03	-3.96	1.22	1.10	0.68	8.50



# Alt Model-Shift Uniqueness Test

005095511-01, P = 181.284158 Days, E = 94.513583 Days

Pri	Sec	Ter	Pos	FA <sub>1</sub>	FA <sub>2</sub>	F <sub>Red</sub>	Pri-Ter	Pri-Pos	Sec-Ter	Sec-Pos	Odd-Evn	DMM	Shape	TAT
167.8	3.64	3.63	4.02	5.45	3.28	0.90	164.1	163.8	0.00	-0.38	92.3	0.72	0.02	0



### Stellar Parameters For KIC 005095511

	$T_{\text{eff}}(K)$	$\log(g)$	[Fe/H]	$R$ ( $R_{\odot}$ )	$M(M_{\odot})$	$p_{\star}$ ( $\text{g}\cdot\text{cm}^{-3}$ )
	$4587^{+69}_{-55}$	$2.948^{+0.135}_{-0.150}$	$0.240^{+0.150}_{-0.100}$	$5.456^{+1.569}_{-0.785}$	$0.963^{+0.248}_{-0.014}$	$0.008^{+0.005}_{-0.004}$
	+2%/-1%	+5%/-5%	+62%/-42%	+29%/-14%	+26%/-1%	+62%/-45%
Source	SPE68	SPE68	SPE68	DSEP		

KIC = Kepler Input Catalog; PHO = Photometry; SPE = Spectroscopy; AST = Asteroseismology  
 TRA = Transits; DESP = Dartmouth Models; MULT = Multiple Models

### Secondary Eclipse Parameters for KIC 005095511-01 / KOI

Detrend	Depth (ppm)	$R_p$ ( $R_{\oplus}$ )	$T_{max}$ (K)	$T_{obs}$ (K)	$A_{obs}$
DV	$-425 \pm 54$	$65.16^{+61.48}_{-42.61}$	$839^{+56}_{-40}$	$2741^{+1023}_{-447}$	$22^{+167}_{-17}$
Alt.	$-51 \pm 14$	$62.15^{+56.82}_{-43.74}$	$838^{+52}_{-41}$	$2112^{+708}_{-332}$	$2.873^{+27.220}_{-2.096}$

$T_{max}$  = Theoretical Maximum Planetary Temperature

$T_{obs}$  = Observed Planetary Temperature (Assuming  $A=0.3$ )

$A_{obs}$  = Observed Albedo (Assuming  $T=0$ )

If a secondary eclipse is present, the system is likely an EB if  $T_{obs} \gg T_{max}$  AND  $A_{obs} \gg 1.0$

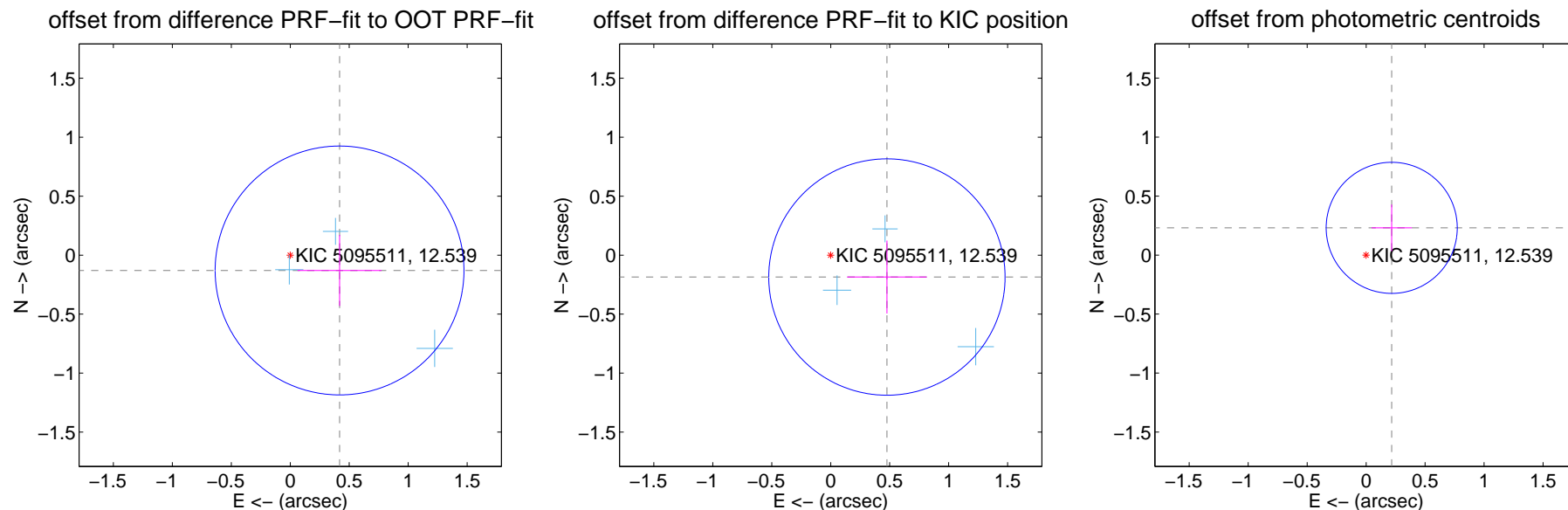
## DV Centroid Data

Supplemental centroid analysis for 005095511-01. Kepler magnitude: 12.54. Transit SNR 9.09

There are 3 quarters with good PRF difference image offsets

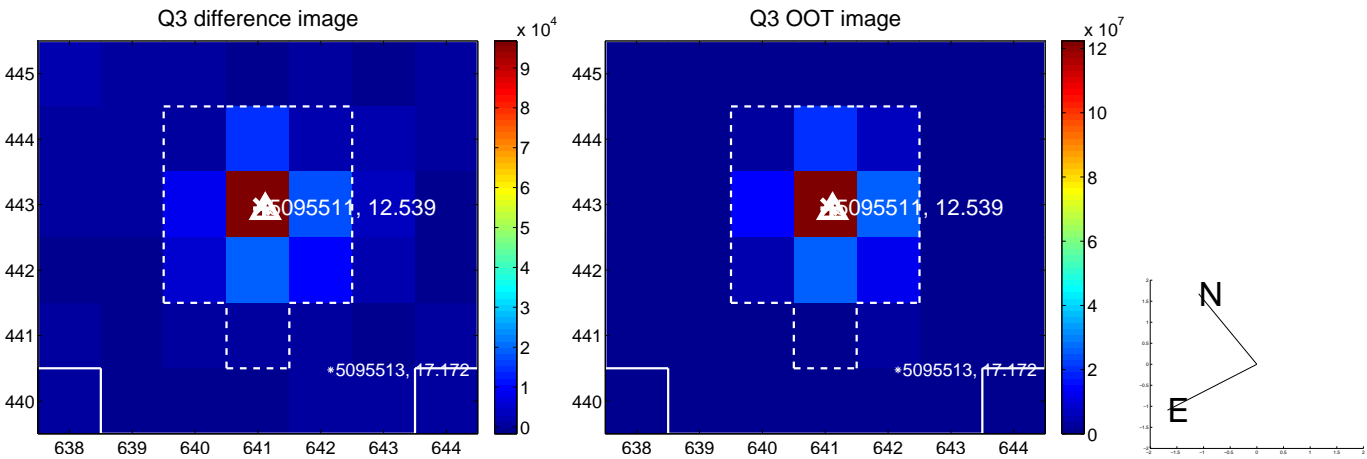
The direct PRF centroid is offset from the target star catalog position by about 0.08 arcsec

	Distance in arcsec	Distance / $\sigma$	$\Delta$ RA	$\Delta$ Dec
PRF-fit source offset from OOT	$0.438 \pm 0.352$	1.24	$-0.418 \pm 0.356$	$-0.130 \pm 0.300$
PRF-fit source offset from KIC position	$0.511 \pm 0.334$	1.53	$-0.476 \pm 0.338$	$-0.185 \pm 0.309$
photometric centroid source offset	$0.32 \pm 0.19$	1.71	$-0.22 \pm 0.17$	$0.23 \pm 0.20$

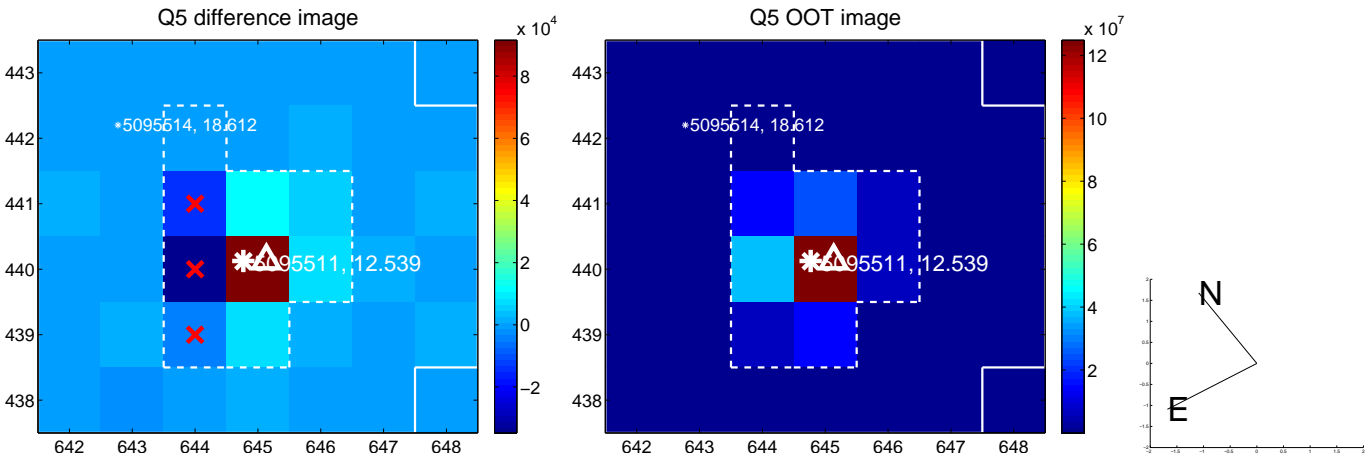


Centroid source offsets from the target star reconstructed from PRF and photometric centroids. Sky blue crosses: good quarterly centroid offsets; Vermillion crosses: bad quarterly centroid offsets; magenta cross: average over quarters. Length of the crosses: one- $\sigma$  uncertainty. Blue circle: three- $\sigma$ . Red \*: target star. Blue \*: Other stars. Text next to a star gives its KIC ID and kepmag. KIC IDs > 15,000,000 are from the UKIRT catalog.

white  $\times$ : KIC target position;  $+$ : OOT centroid;  $\triangle$ : difference centroid. red  $\times$ : large negative pixel value.



white  $\times$ : KIC target position;  $+$ : OOT centroid;  $\triangle$ : difference centroid. red  $\times$ : large negative pixel value.





white  $\times$ : KIC target position;  $+$ : OOT centroid;  $\triangle$ : difference centroid. red  $\times$ : large negative pixel value.



white ×: KIC target position; +: OOT centroid; △: difference centroid. red ✕: large negative pixel value.

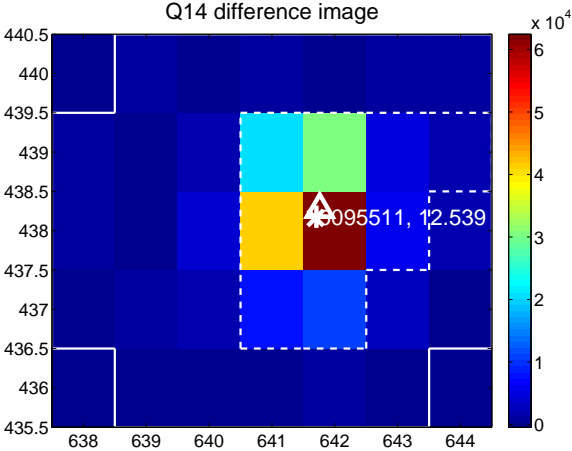
Q13 no difference image



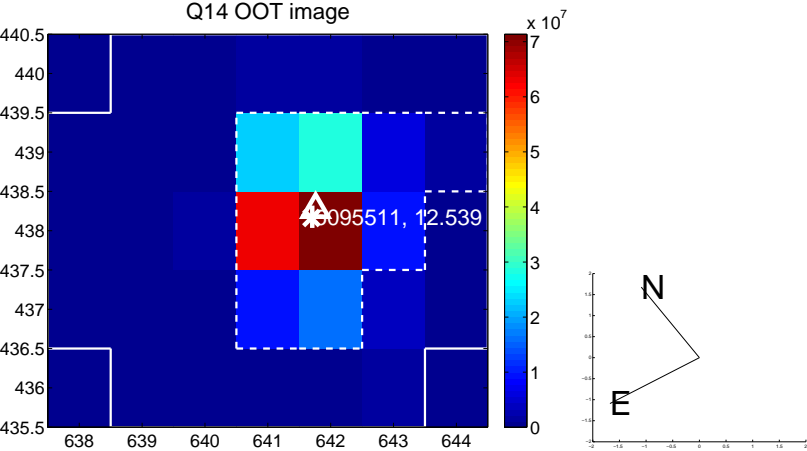
Q13 no OOT image



Q14 difference image



Q14 OOT image



Q15 no difference image



Q15 no OOT image



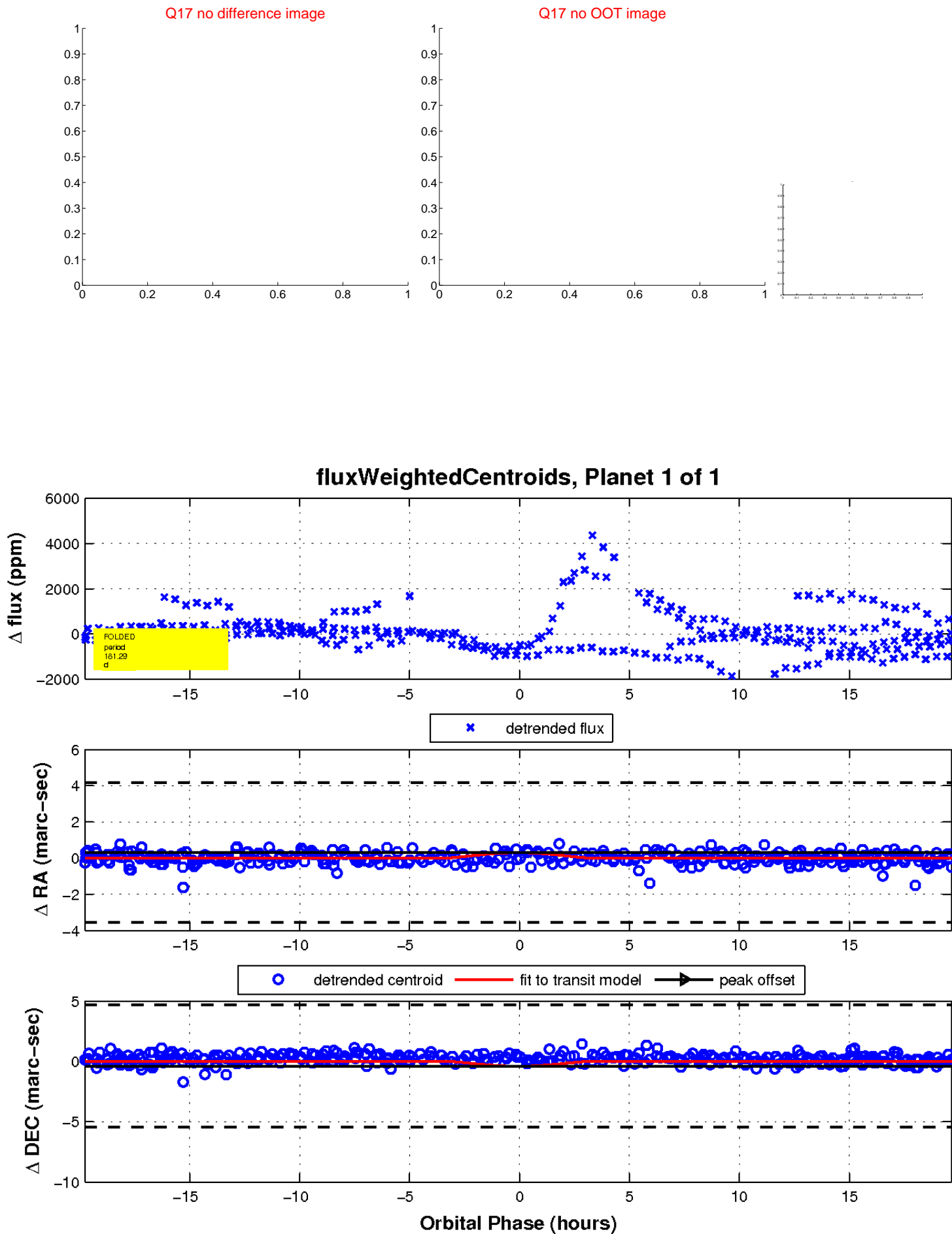
Q16 no difference image



Q16 no OOT image



white  $\times$ : KIC target position;  $+$ : OOT centroid;  $\triangle$ : difference centroid. red  $\times$ : large negative pixel value.



UKIRT Image

Declination

