

# KIC 005040287

## Q1-17 DR25 TCE Parameters

TCE	Run Type	KOI?	Period (Days)	Epoch (BKJD)	Depth (ppm)	Duration (Hours)	MES	SNR	$R_{\star}$ ( $R_{\odot}$ )	$T_{\star}$ (K)	$R_p$ ( $R_{\oplus}$ )	$S_p$ ( $S_{\oplus}$ )
005040287-01	OBS	No	5.017202	132.027274	9.8	28.146	7.1	5.2	1.95	6740	0.62	1587.25

## Robovetter Results

TCE	Run Type	Disp	Score	N	S	C	E	Comments
005040287-01	OBS	FP	0.00	1	0	0	0	LPP_DV

**Notes:** OBS = Observed. INJ = Injected. INV = Inverted. SCR = Scrambled.

N = Not Transit-Like. S = Stellar Eclipse. C = Centroid Offset. E = Ephemeris Match.

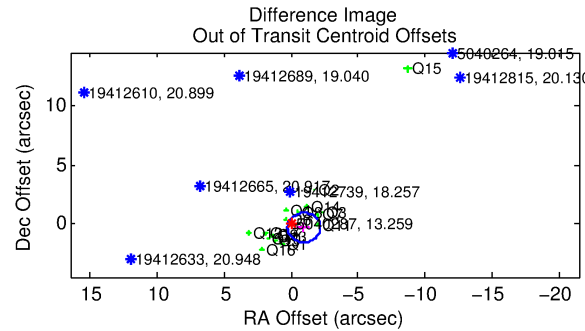
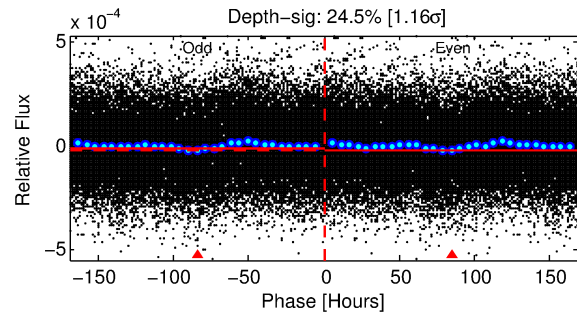
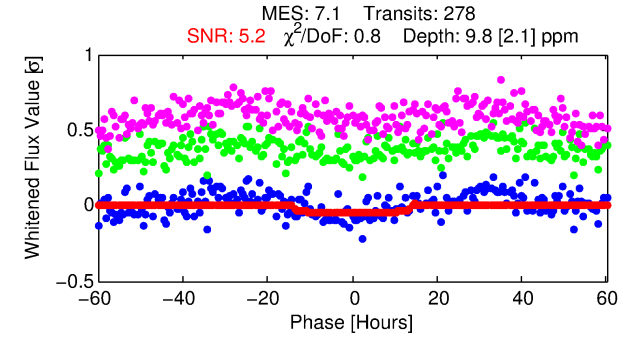
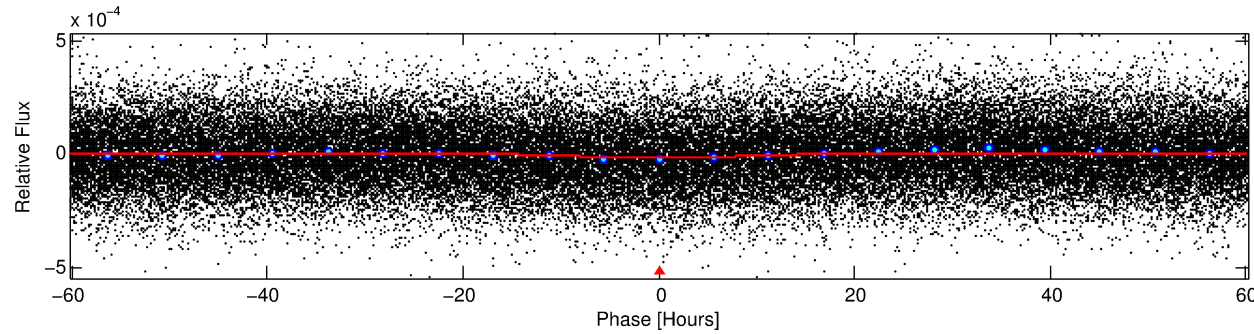
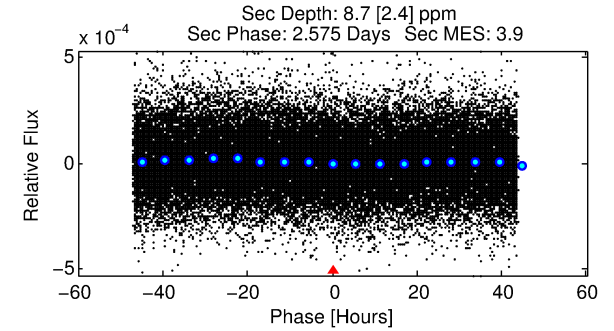
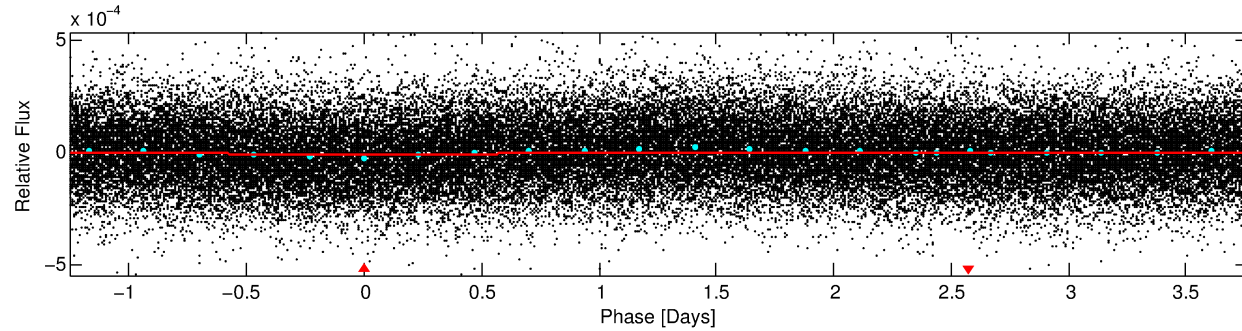
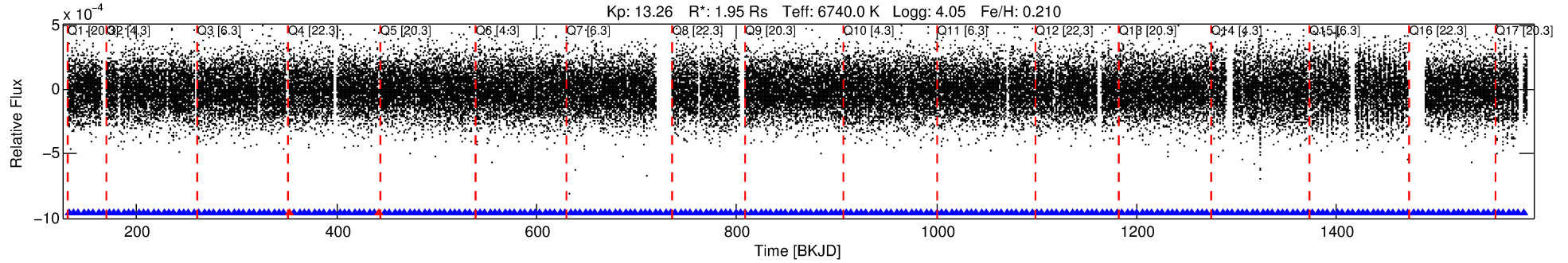
See [http://exoplanetarchive.ipac.caltech.edu/docs/API\\_kepcandidate\\_columns.html#proj\\_disp\\_col](http://exoplanetarchive.ipac.caltech.edu/docs/API_kepcandidate_columns.html#proj_disp_col) for comment definitions.

## Ephemeris Match Information For 005040287-01

No Significant Match Found

# DV One-Page Summary

KIC: 5040287 Candidate: 1 of 1 Period: 5.017 d



## DV Fit Results:

Period = 5.01720 [0.00023] d  
Epoch = 132.0273 [0.0325] BKJD  
Rp/R\* = 0.0029 [0.0050]  
a/R\* = 1.47 [7.50]  
b = 0.24 [37.44]  
Seff = 1587.25 [663.77]  
Teff = 1609 [168] K  
Rp = 0.62 [1.08] Re  
a = 0.0665 [0.0176] AU  
Ag = 55.81 [193.67] [0.28σ]  
Teffp = 6802 [5871] K [0.88σ]

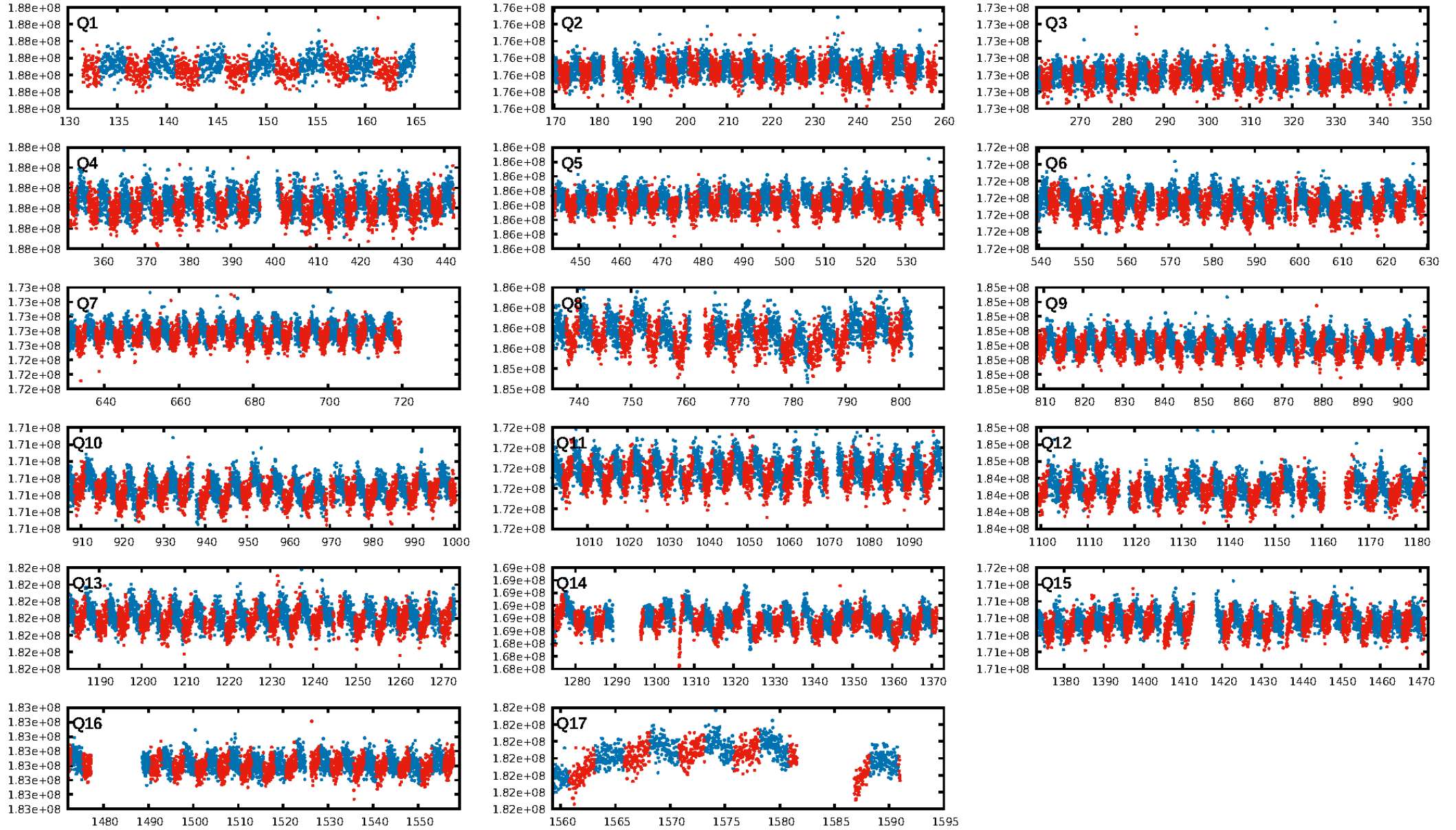
## DV Diagnostic Results:

ShortPeriod-sig: N/A  
LongPeriod-sig: N/A  
ModelChiSquare2-sig: N/A  
ModelChiSquareGoF-sig: N/A  
Bootstrap-pfa: 8.89e-13  
RollingBand-fgt: 0.99 [263/265]  
GhostDiagnostic-chr: 1.699  
Centroid-sig: 21.5%  
Centroid-so: 2.602 arcsec [1.12σ]  
OotOffset-rm: 0.996 arcsec [2.42σ]  
KicOffset-rm: 0.897 arcsec [2.30σ]  
OotOffset-st: 4/4/4/5 [17]  
KicOffset-st: 4/4/4/5 [17]  
DiffImageQuality-fgm: 0.88 [15/17]  
DiffImageOverlap-fno: 1.00 [17/17]

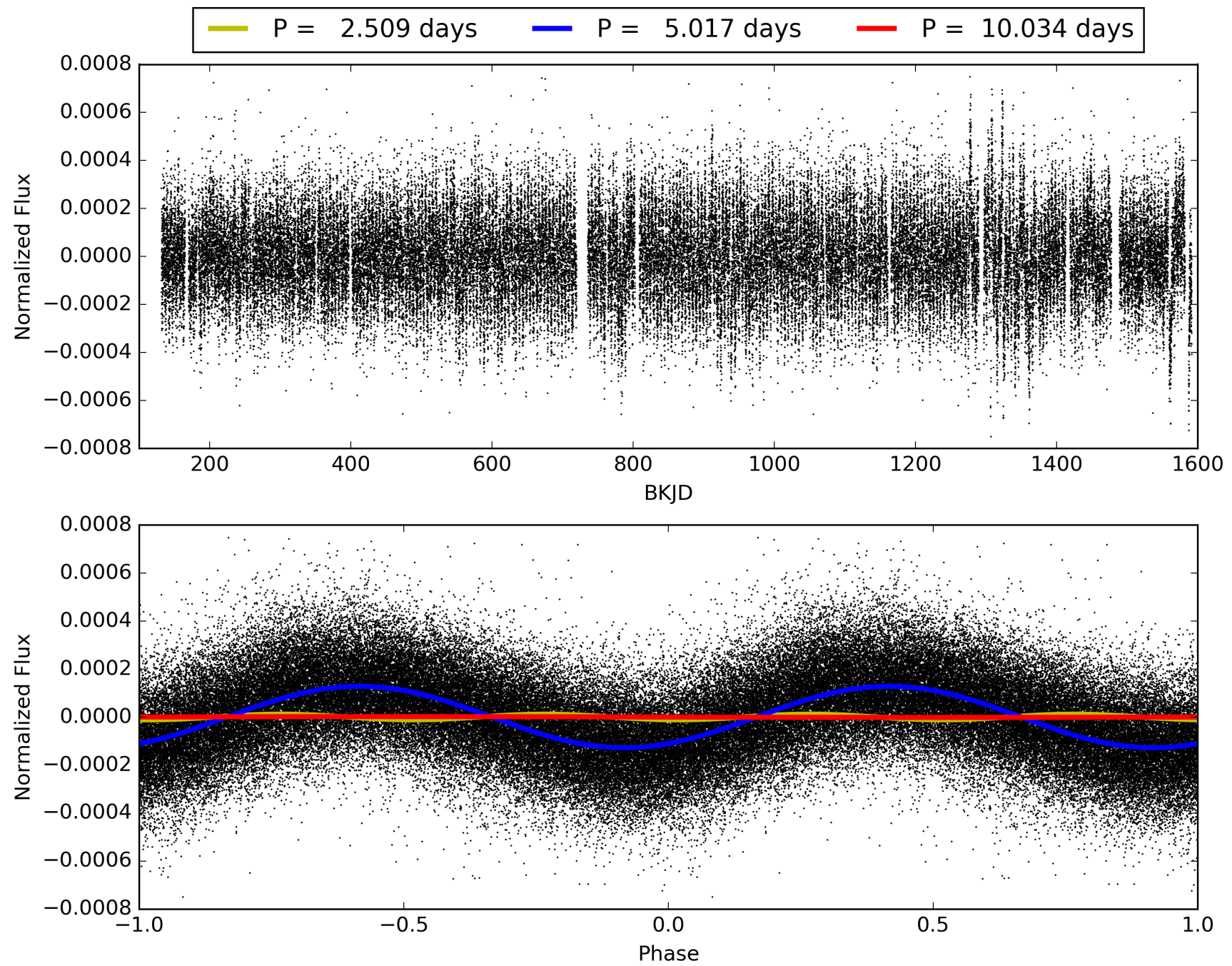
Software Revision: svn+ssh://murzim/repo/soc/tags/release/9.3.42@60958 -- Date Generated: 29-Jan-2016 07:04:29 Z

This Data Validation Report Summary was produced in the Kepler Science Operations Center Pipeline at NASA Ames Research Center

# TCE 005040287-01, PDC Light Curves



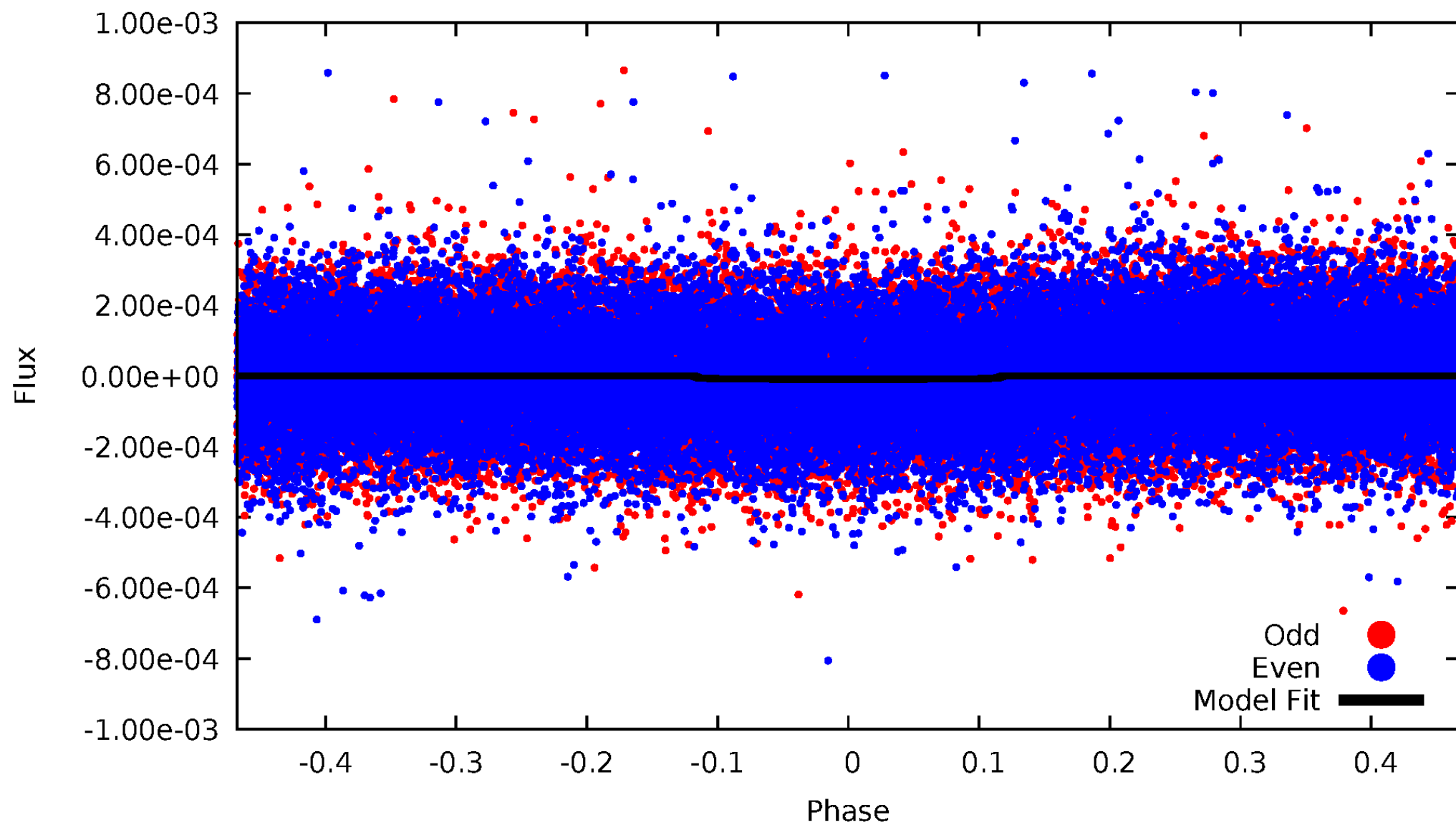
TCE 005040287-01





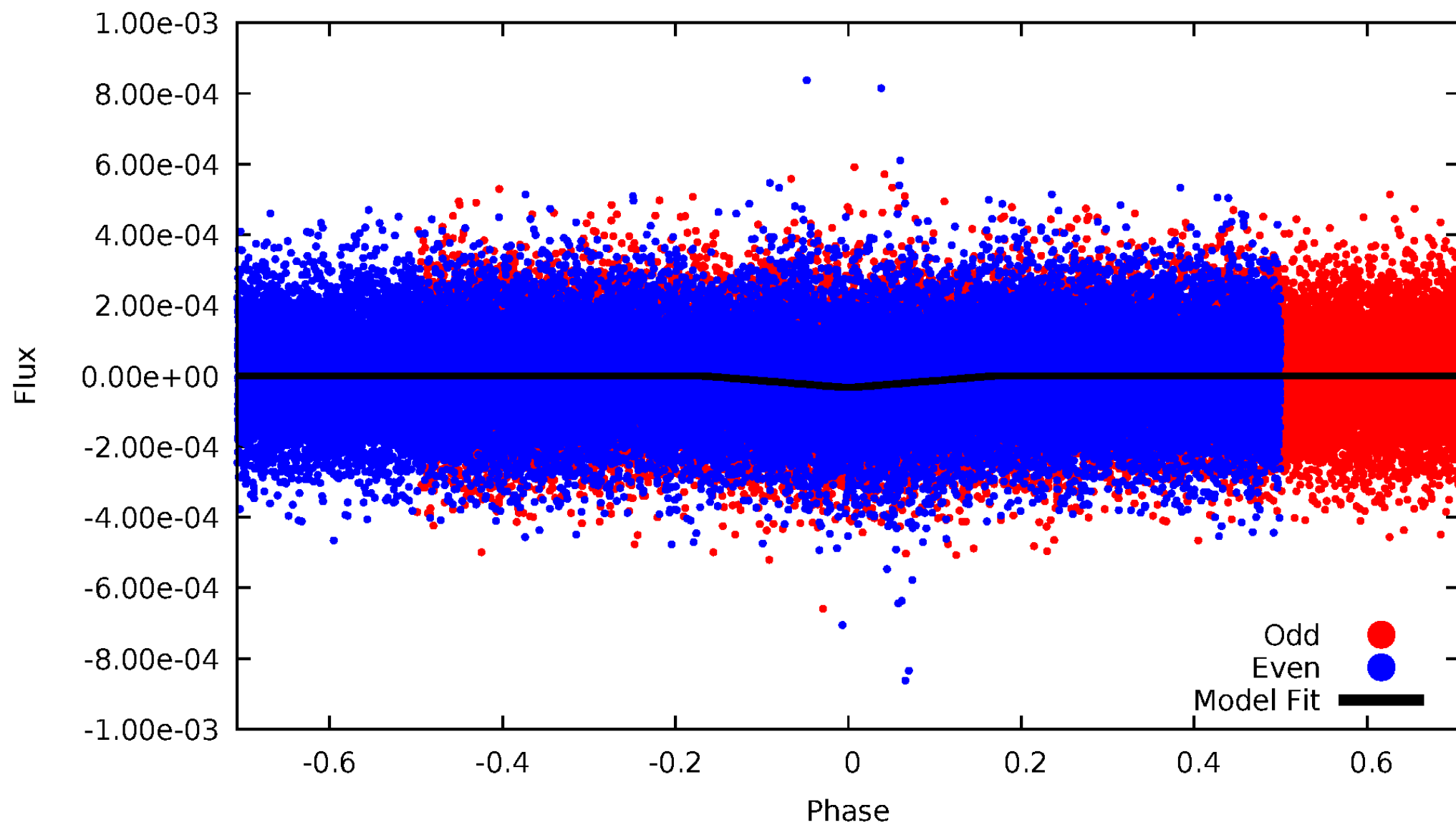
# DV Odd/Even

TCE 005040287-01



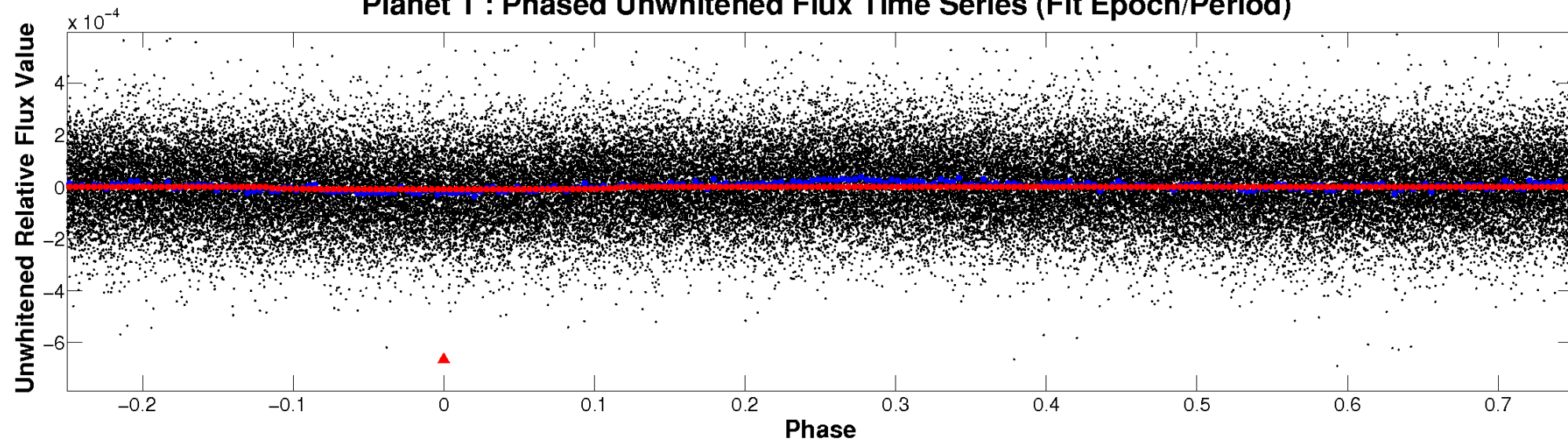
# ALT Odd/Even

TCE 005040287-01

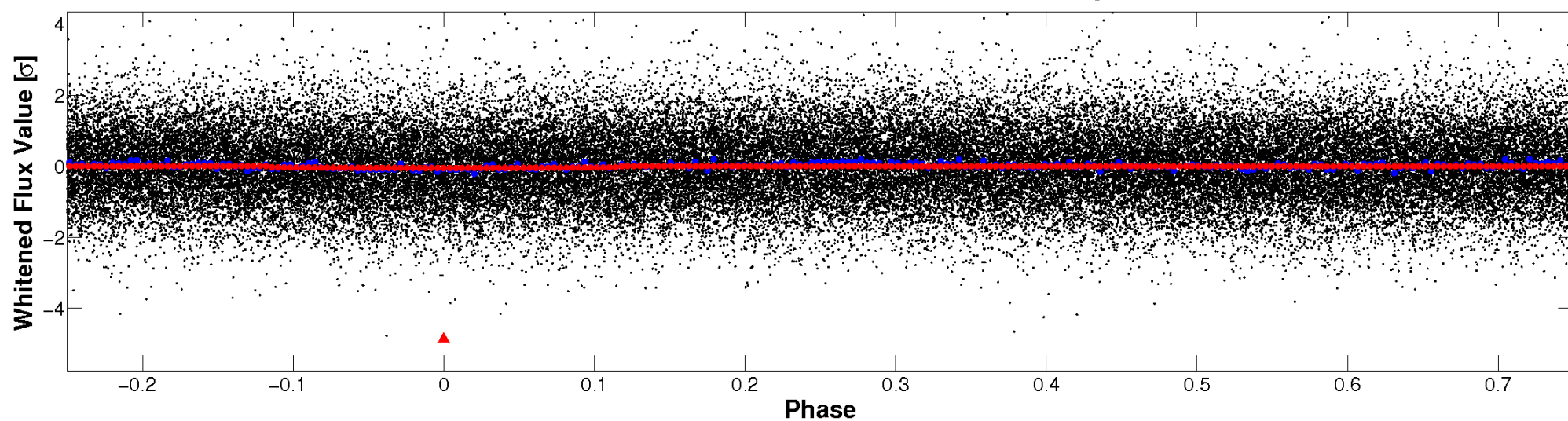


# Non-Whitened Vs. Whitened Light Curve

**Planet 1 : Phased Unwhitened Flux Time Series (Fit Epoch/Period)**

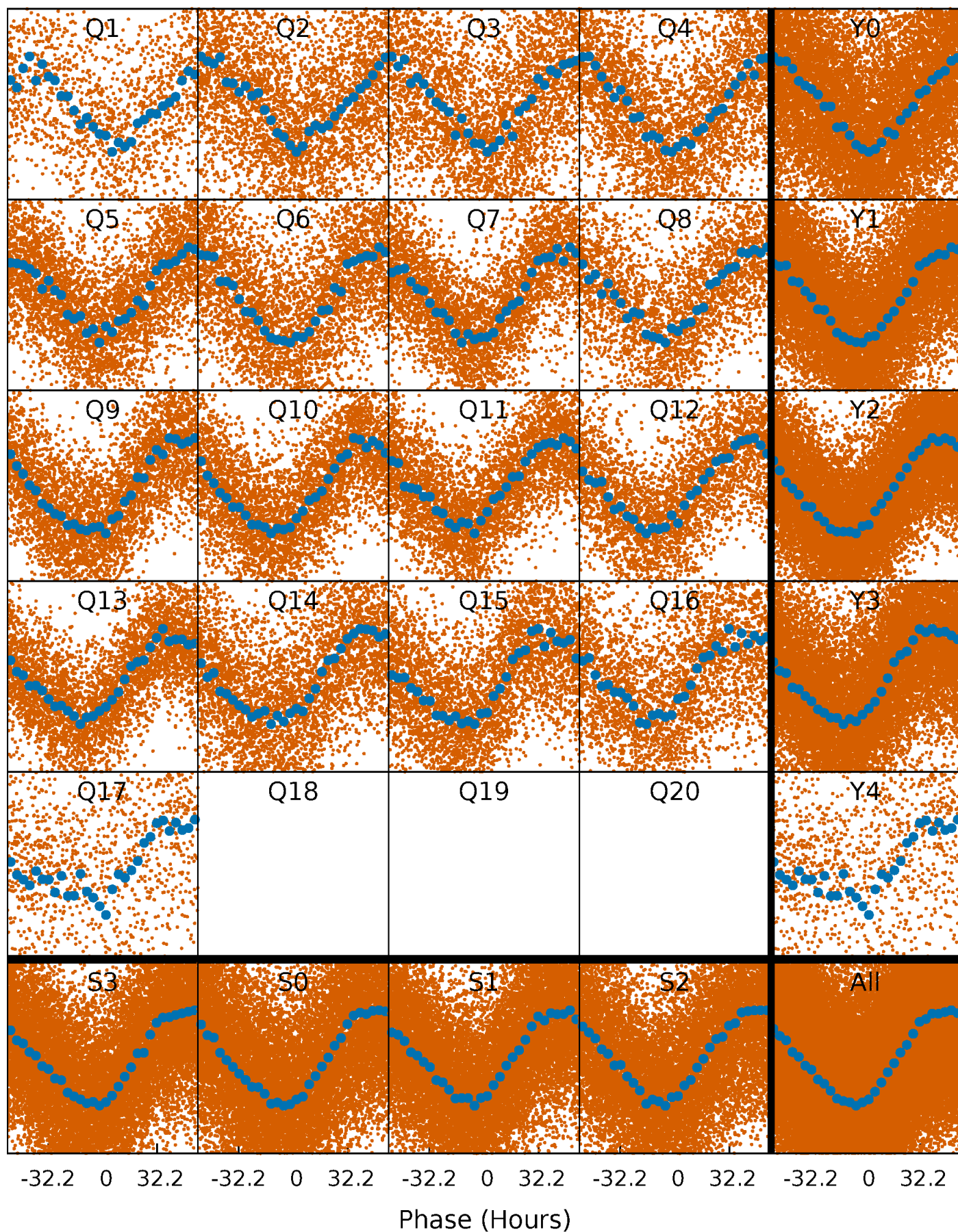


**Planet 1 : Phased Whitened Flux Time Series (Fit Epoch/Period)**



# PDC Quarter-Phased Transit Curves

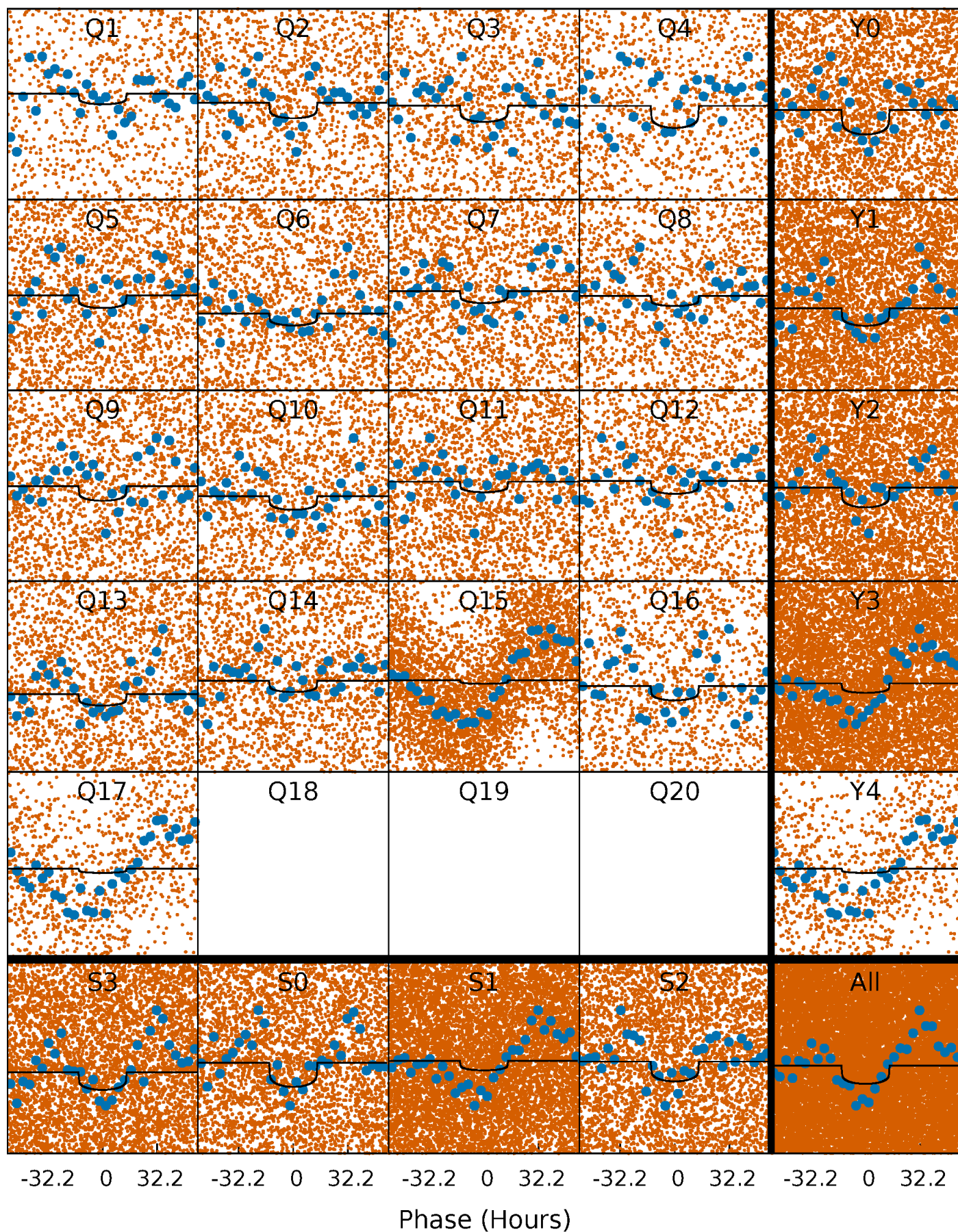
TCE 005040287-01 P= 5.017202 Days  $T_0=132.027274$  (BKJD)





# DV Quarter-Phased Transit Curves

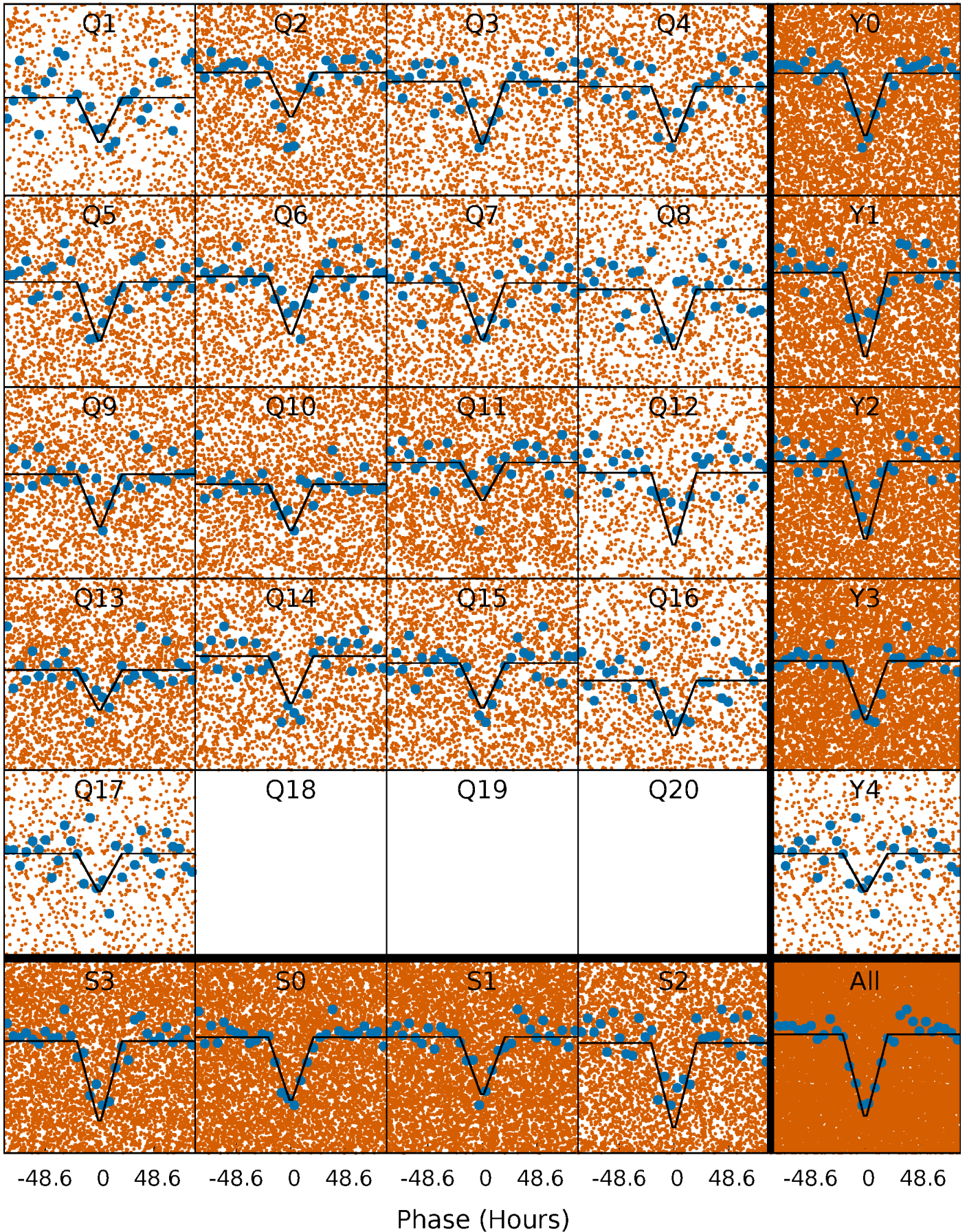
TCE 005040287-01 P= 5.017202 Days  $T_0=132.027274$  (BKJD)





# Alt. Detrend Quarter-Phased Transit Curves

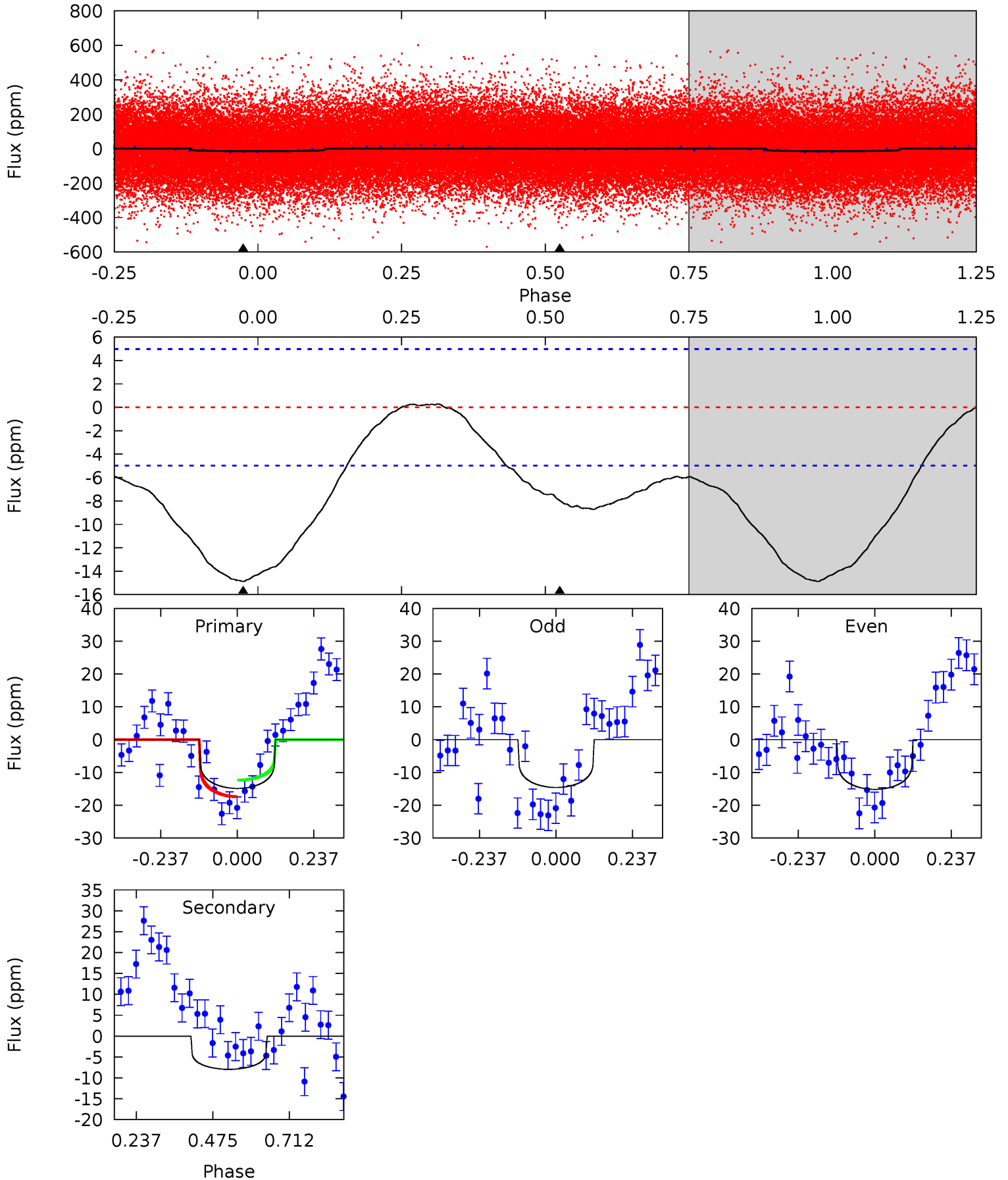
TCE 005040287-01 P= 5.016324 Days  $T_0=132.070958$  (BKJD)



# DV Model-Shift Uniqueness Test

005040287-01, P = 5.017202 Days, E = 127.010072 Days

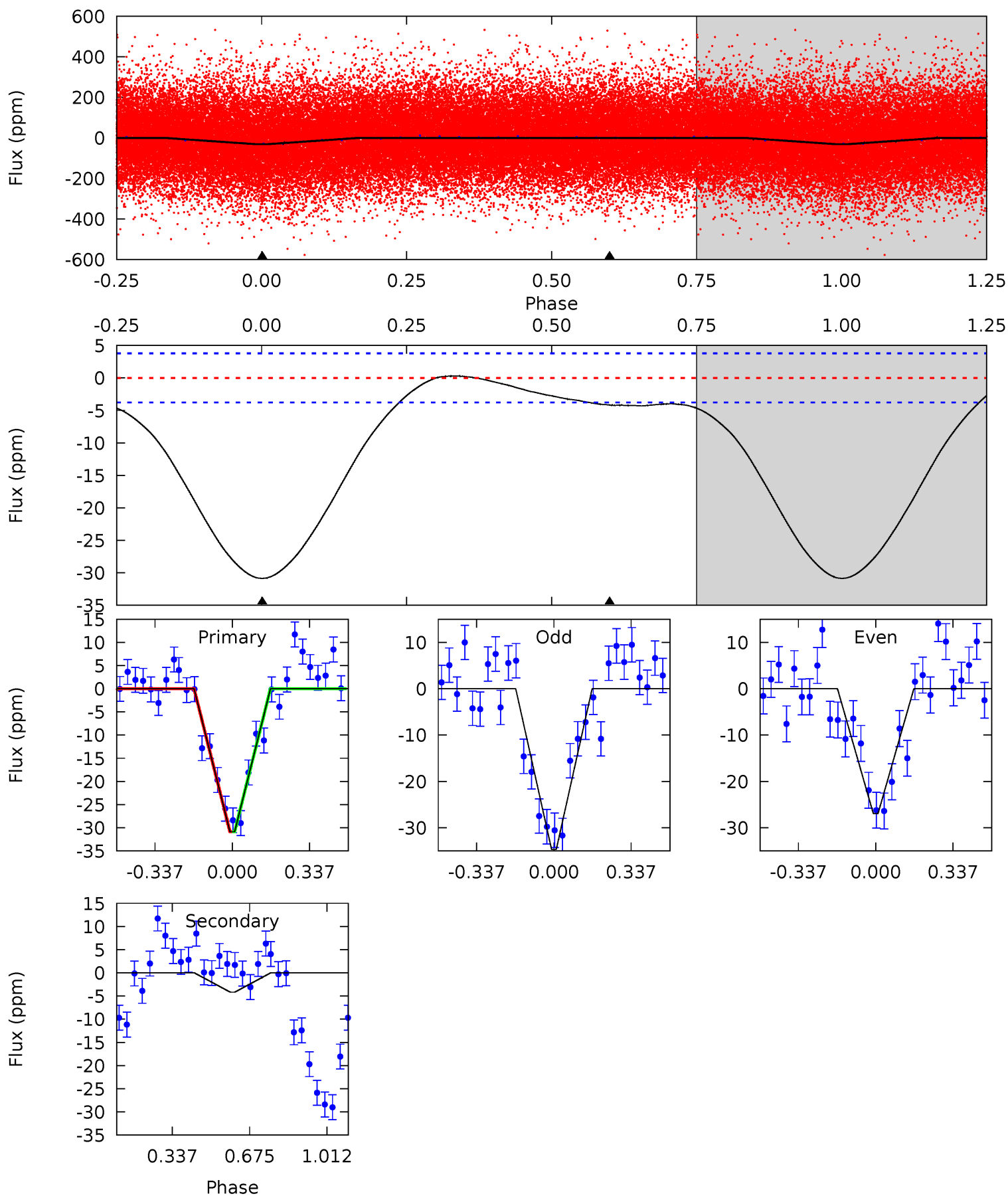
Pri	Sec	Ter	Pos	FA <sub>1</sub>	FA <sub>2</sub>	F <sub>Red</sub>	Pri-Ter	Pri-Pos	Sec-Ter	Sec-Pos	Odd-Evn	DMM	Shape	TAT
13.1	7.00	0	0	4.38	1.18	0.66	13.1	13.1	7.00	7.00	0.26	1.43	0.02	2.29



# Alt Model-Shift Uniqueness Test

005040287-01, P = 5.016324 Days, E = 127.054634 Days

Pri	Sec	Ter	Pos	FA <sub>1</sub>	FA <sub>2</sub>	F <sub>Red</sub>	Pri-Ter	Pri-Pos	Sec-Ter	Sec-Pos	Odd-Evn	DMM	Shape	TAT
35.2	4.75	0	0	4.30	0.96	1.06	35.2	35.2	4.75	4.75	4.41	1.00	0.01	0.02





### Stellar Parameters For KIC 005040287

	$T_{\text{eff}}(K)$	$\log(g)$	[Fe/H]	$R (R_{\odot})$	$M(M_{\odot})$	$p_{\star} (\text{g}\cdot\text{cm}^{-3})$
	$6740^{+185}_{-278}$	$4.051^{+0.209}_{-0.190}$	$0.210^{+0.200}_{-0.350}$	$1.948^{+0.618}_{-0.506}$	$1.555^{+0.188}_{-0.281}$	$0.296^{+0.359}_{-0.139}$
	+3%/-4%	+5%/-5%	+95%/-167%	+32%/-26%	+12%/-18%	+121%/-47%
Source	PHO54	PHO54	PHO54	DSEP		

KIC = Kepler Input Catalog; PHO = Photometry; SPE = Spectroscopy; AST = Asteroseismology  
 TRA = Transits; DESP = Dartmouth Models; MULT = Multiple Models

### Secondary Eclipse Parameters for KIC 005040287-01 / KOI

Detrend	Depth (ppm)	$R_p (R_{\oplus})$	$T_{max} (K)$	$T_{obs} (K)$	$A_{obs}$
DV	$-8 \pm 1$	$1.02^{+0.90}_{-0.70}$	$2243^{+185}_{-174}$	$5149^{+4641}_{-1141}$	$18^{+175}_{-13}$
Alt.	$-4 \pm 1$	$1.35^{+0.99}_{-0.86}$	$2239^{+186}_{-186}$	$4015^{+2074}_{-712}$	$5.553^{+34.159}_{-3.783}$

$T_{max}$  = Theoretical Maximum Planetary Temperature

$T_{obs}$  = Observed Planetary Temperature (Assuming A=0.3)

$A_{obs}$  = Observed Albedo (Assuming T=0)

If a secondary eclipse is present, the system is likely an EB if  $T_{obs} \gg T_{max}$  AND  $A_{obs} \gg 1.0$

## DV Centroid Data

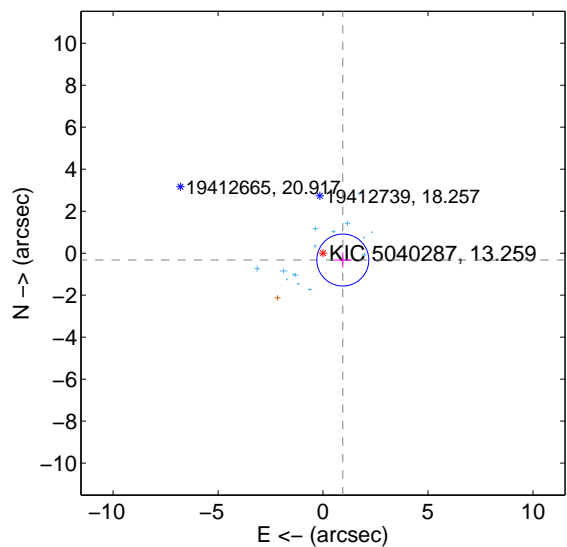
Supplemental centroid analysis for 005040287-01. Kepler magnitude: 13.26. Transit SNR 5.19

There are 15 quarters with good PRF difference image offsets

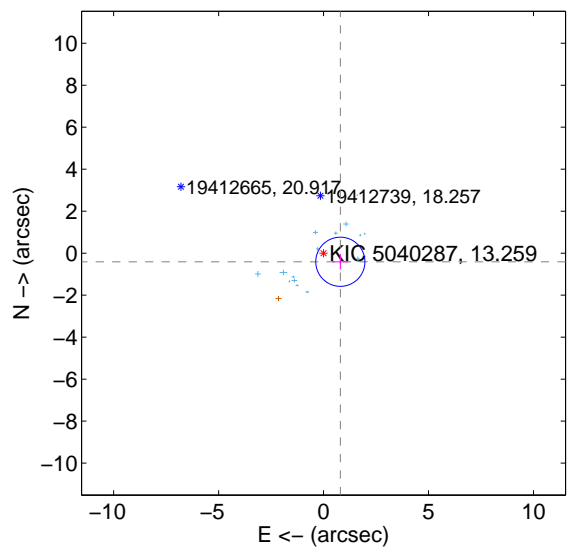
The direct PRF centroid is offset from the target star catalog position by about 0.08 arcsec

	Distance in arcsec	Distance / $\sigma$	$\Delta$ RA	$\Delta$ Dec
PRF-fit source offset from OOT	$0.996 \pm 0.412$	2.42	$-0.941 \pm 0.418$	$-0.326 \pm 0.362$
PRF-fit source offset from KIC position	$0.897 \pm 0.390$	2.30	$-0.798 \pm 0.395$	$-0.409 \pm 0.371$
photometric centroid source offset	$2.60 \pm 2.33$	1.12	$-2.60 \pm 2.33$	$0.10 \pm 2.12$

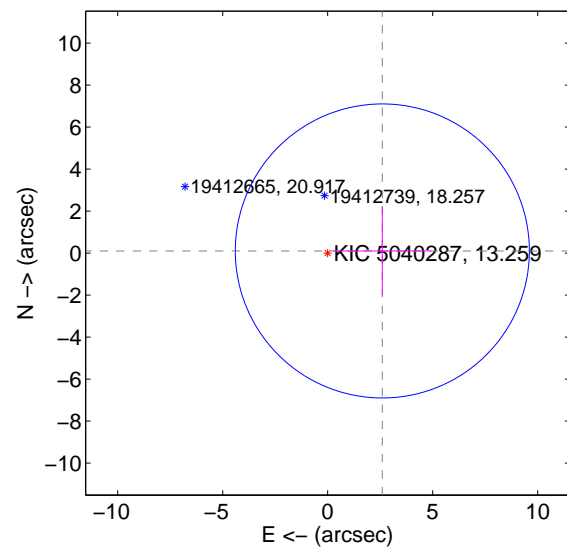
offset from difference PRF-fit to OOT PRF-fit



offset from difference PRF-fit to KIC position

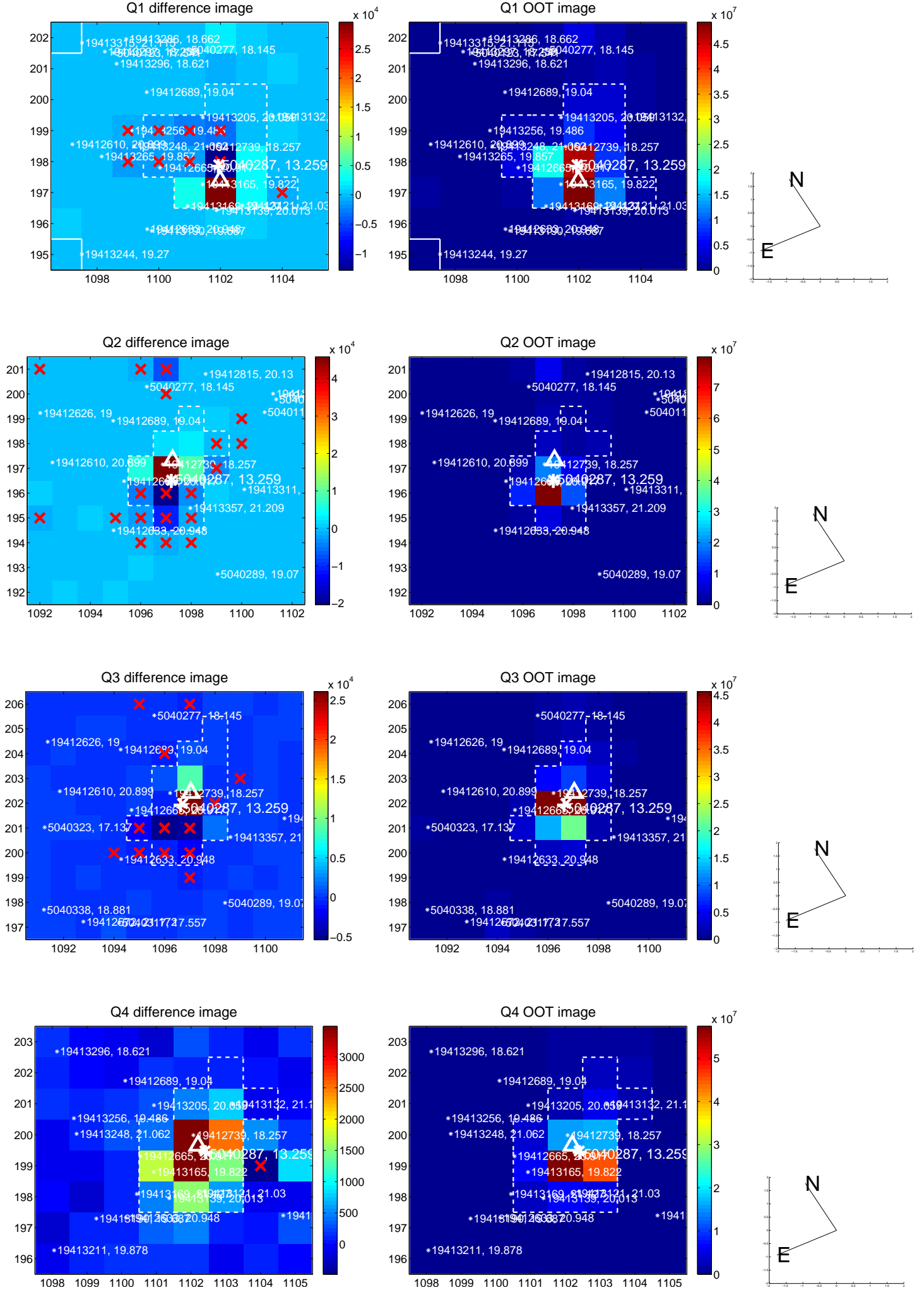


offset from photometric centroids



Centroid source offsets from the target star reconstructed from PRF and photometric centroids. **Sky blue crosses: good quarterly centroid offsets; Vermillion crosses: bad quarterly centroid offsets**; magenta cross: average over quarters. Length of the crosses: one- $\sigma$  uncertainty. Blue circle: three- $\sigma$ . Red \*: target star. Blue \*: Other stars. Text next to a star gives its KIC ID and kepmag. KIC IDs > 15,000,000 are from the UKIRT catalog.

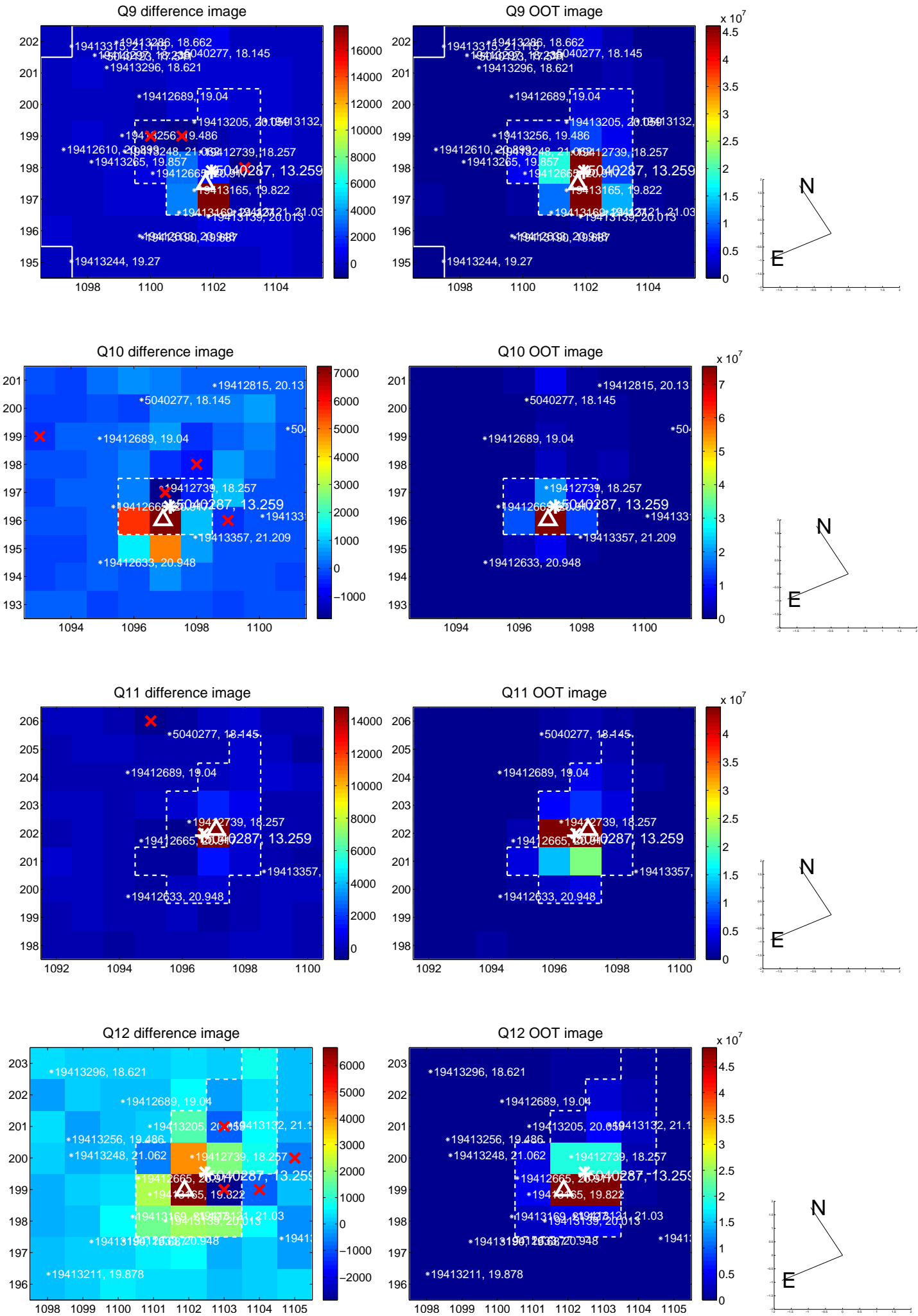
white  $\times$ : KIC target position;  $+$ : OOT centroid;  $\triangle$ : difference centroid. red  $\times$ : large negative pixel value.



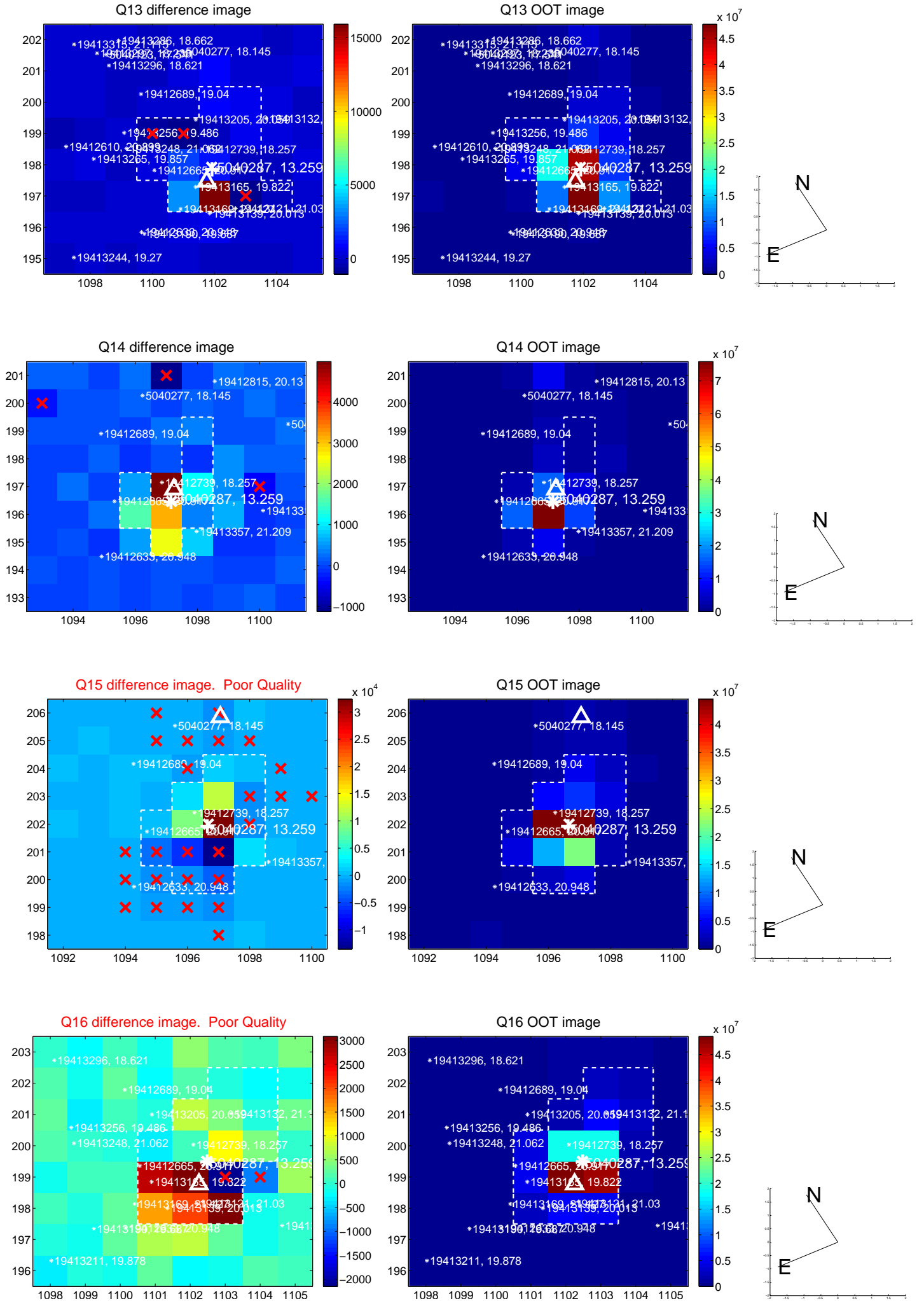




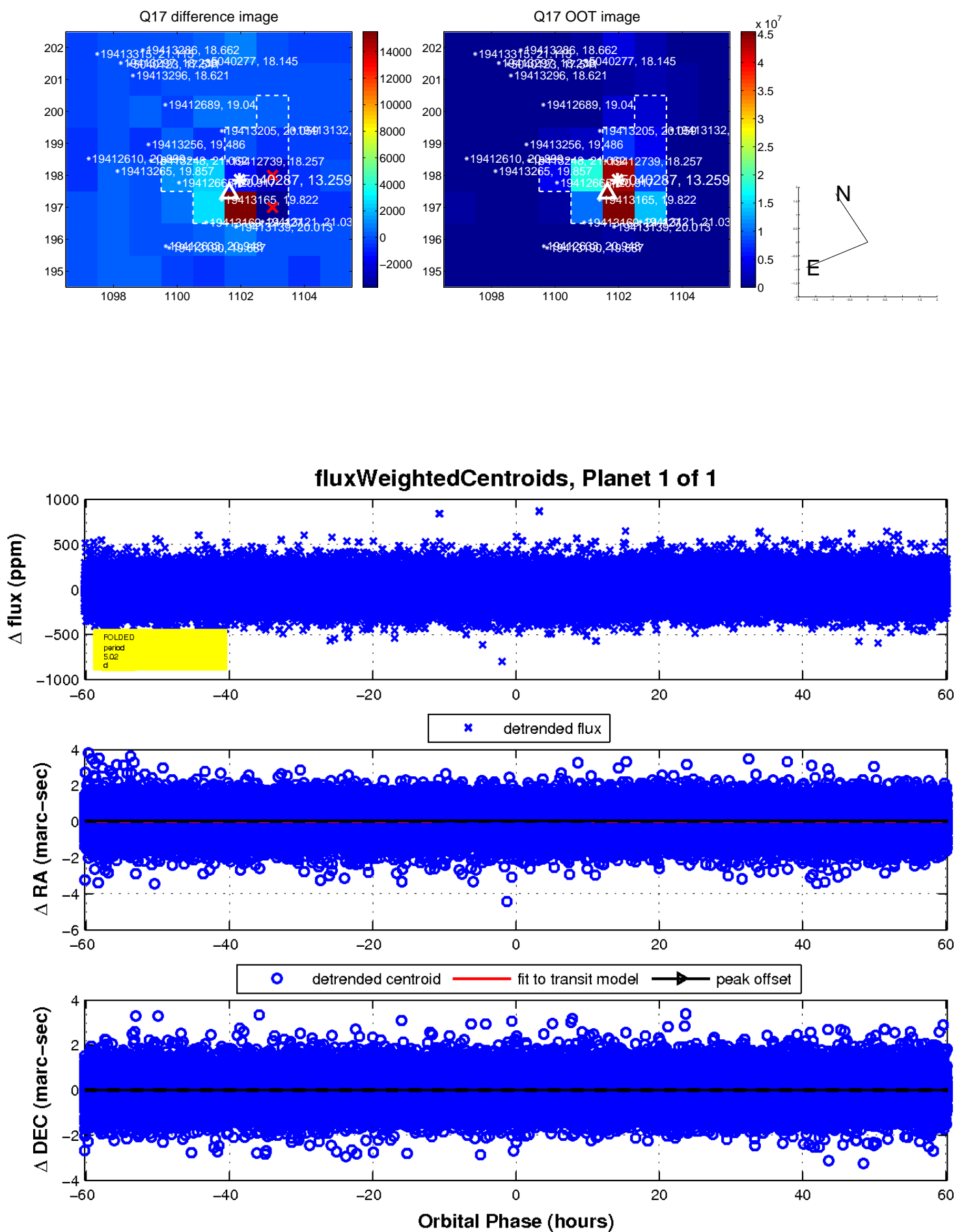
white  $\times$ : KIC target position;  $+$ : OOT centroid;  $\triangle$ : difference centroid. red  $\times$ : large negative pixel value.



white  $\times$ : KIC target position;  $+$ : OOT centroid;  $\triangle$ : difference centroid. red  $\times$ : large negative pixel value.



white  $\times$ : KIC target position;  $+$ : OOT centroid;  $\triangle$ : difference centroid. red  $\times$ : large negative pixel value.



UKIRT Image

Declination

