

KIC 002852942

Q1-17 DR25 TCE Parameters

TCE	Run Type	KOI?	Period (Days)	Epoch (BKJD)	Depth (ppm)	Duration (Hours)	MES	SNR	R_{\star} (R_{\odot})	T_{\star} (K)	R_p (R_{\oplus})	S_p (S_{\oplus})
002852942-01	OBS	No	561.087039	449.309970	2016.1	9.495	10.5	8.8	0.75	5124	3.51	0.23

Robovetter Results

TCE	Run Type	Disp	Score	N	S	C	E	Comments
002852942-01	OBS	FP	0.00	1	0	0	0	INDIV_TRANS_CHASES_MARSHALL—LPP_DV—ALL_TRANS_CHASES—MOD_NONUNIQ_DV—MOD_TER_DV—MOD_POS_DV—MOD_NONUNIQ_ALT—MOD_POS_ALT—INCONSISTENT_TRANS—CENT_FEW_DIFFS

Notes: OBS = Observed. INJ = Injected. INV = Inverted. SCR = Scrambled.

N = Not Transit-Like. S = Stellar Eclipse. C = Centroid Offset. E = Ephemeris Match.

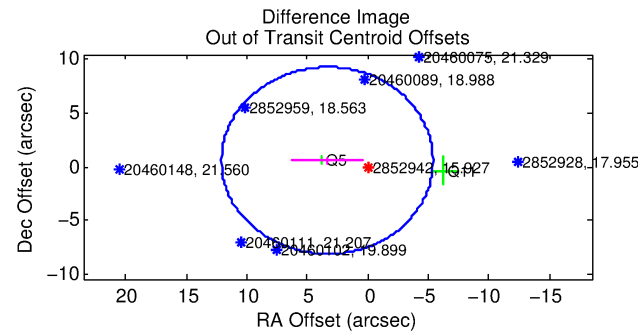
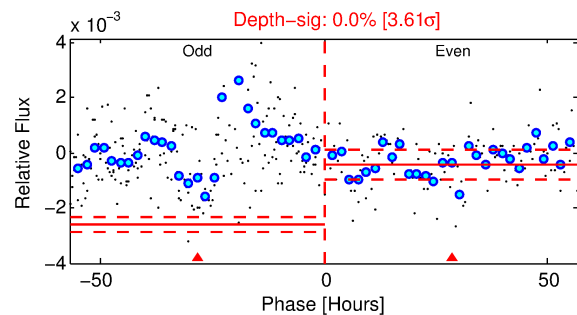
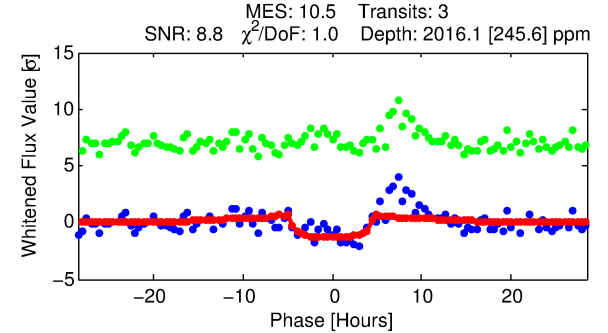
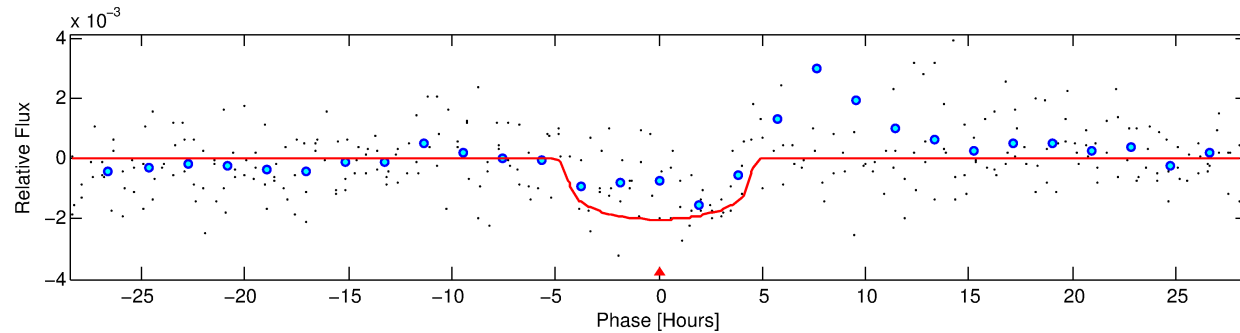
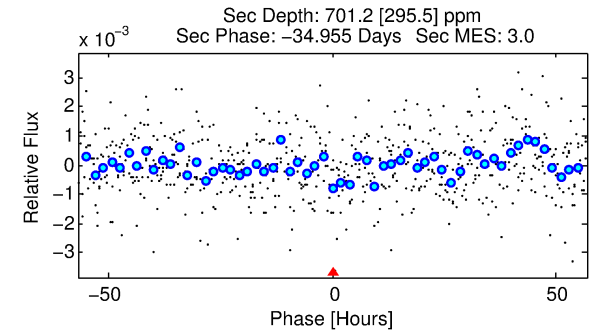
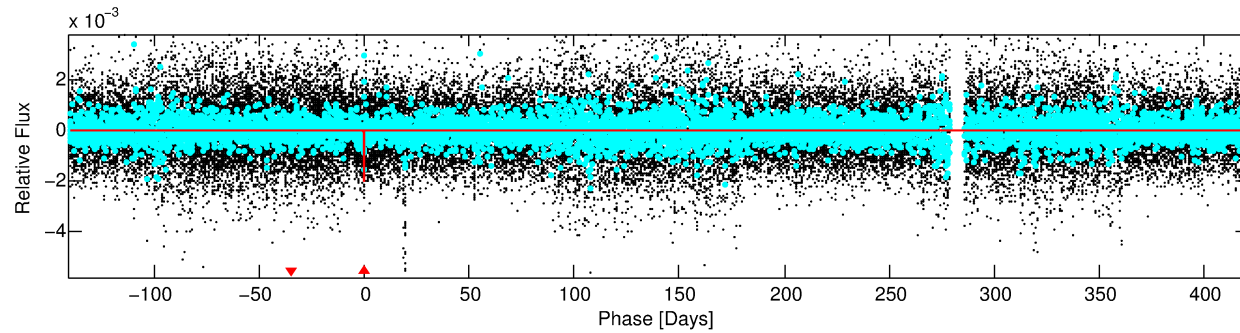
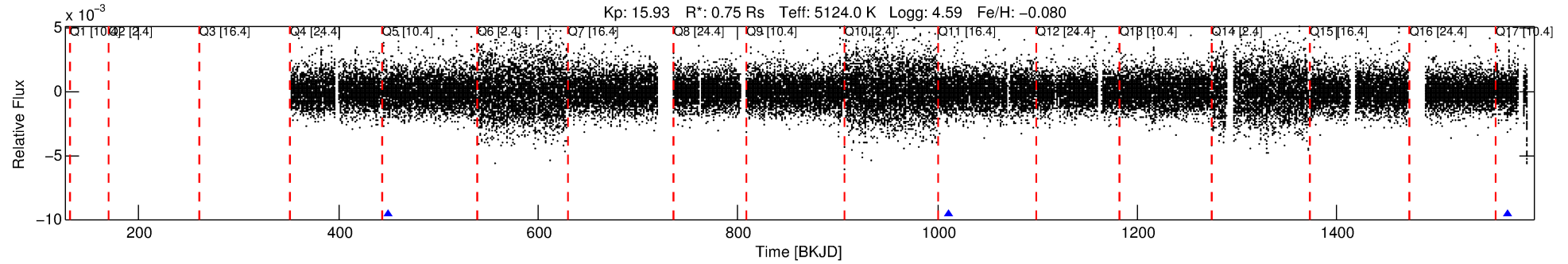
See http://exoplanetarchive.ipac.caltech.edu/docs/API_kepcandidate_columns.html#proj_disp_col for comment definitions.

Ephemeris Match Information For 002852942-01

No Significant Match Found

DV One-Page Summary

KIC: 2852942 Candidate: 1 of 1 Period: 561.087 d



DV Fit Results:

Period = 561.08704 [0.00873] d
Epoch = 449.3100 [0.0130] BKJD
Rp/R* = 0.0426 [0.0198]
a/R* = 382.08 [621.30]
b = 0.61 [1.70]
Seff = 0.23 [0.05]
Teq = 176 [9] K
Rp = 3.51 [1.69] Re
a = 1.2406 [0.1298] AU
Ag = 48262.17 [49648.51] [0.97σ]
Teffp = 4038 [1038] K [3.72σ]

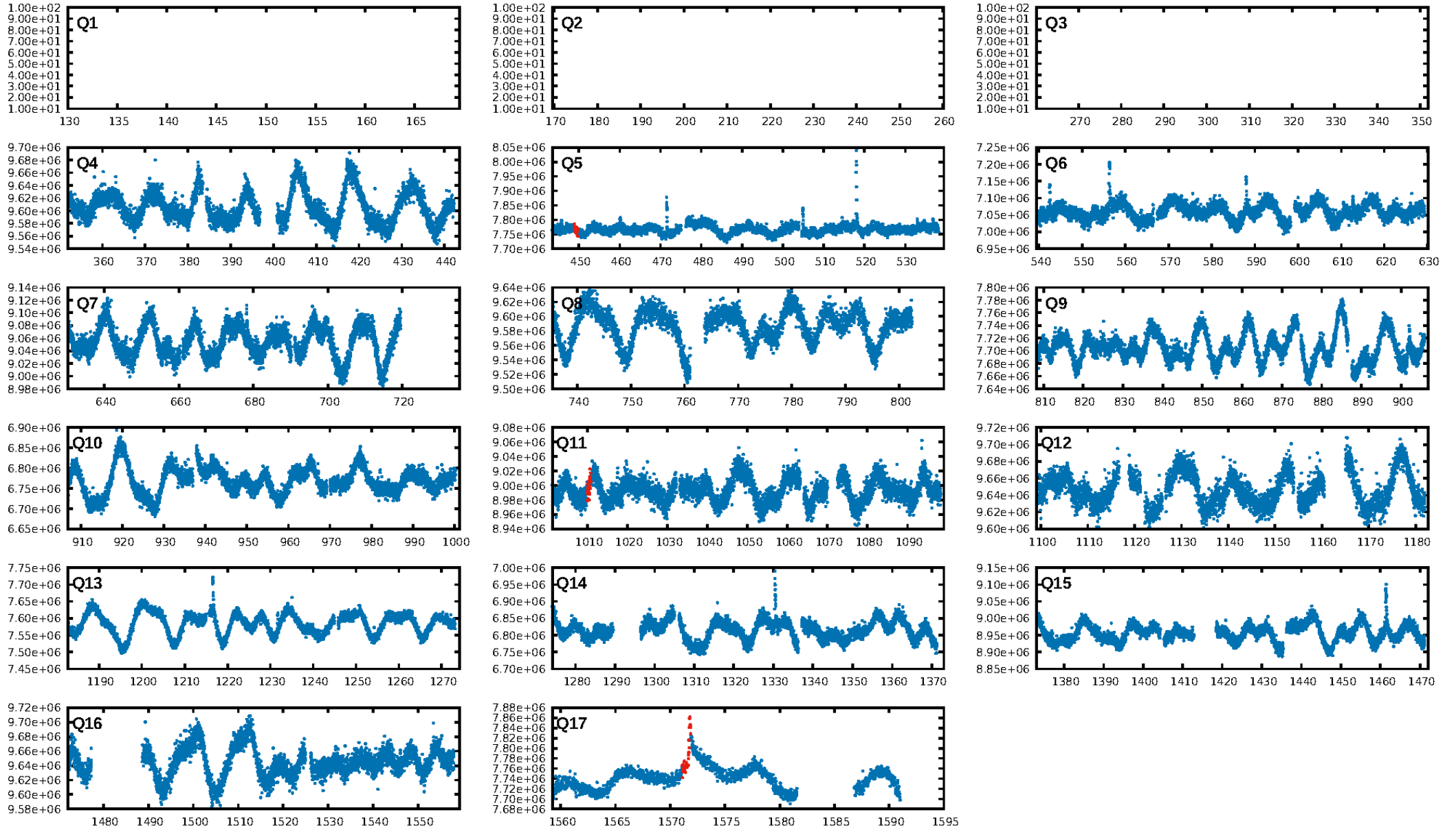
DV Diagnostic Results:

ShortPeriod-sig: N/A
LongPeriod-sig: N/A
ModelChiSquare2-sig: 0.0%
ModelChiSquareGof-sig: 63.7%
Bootstrap-pfa: 5.08e-15
RollingBand-fgt: 1.00 [2/2]
GhostDiagnostic-chr: 0.3057
Centroid-sig: 1.0%
Centroid-so: 3.121 arcsec [4.19σ]
OotOffset-rm: 3.402 arcsec [1.17σ]
OotOffset-st: 0.1/0/1 [2]
KicOffset-rm: 4.338 arcsec [1.50σ]
KicOffset-st: 0.1/0/1 [2]
DiffImageQuality-fgm: 0.50 [1/2]
DiffImageOverlap-fno: 1.00 [3/3]

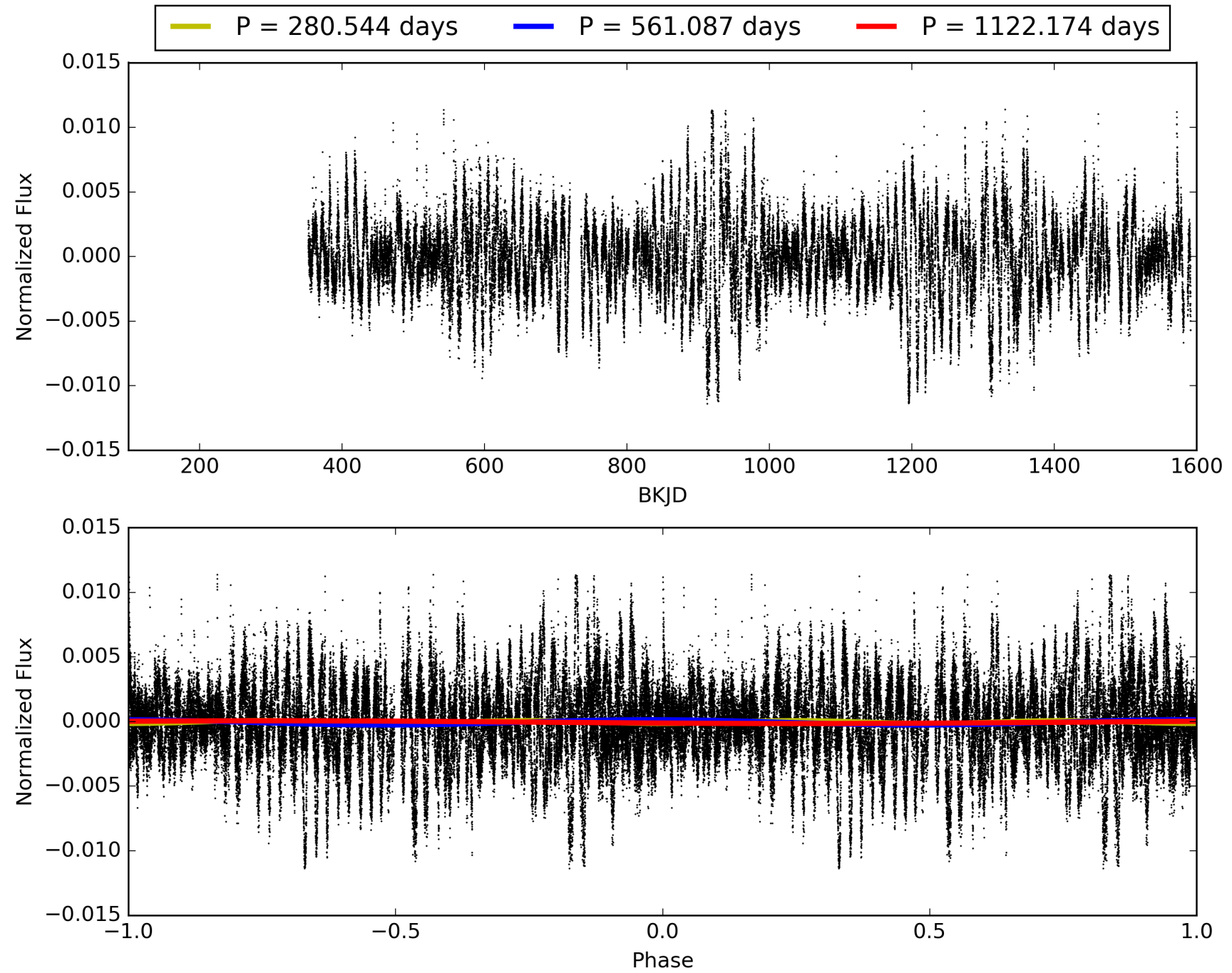
Software Revision: svn+ssh://murzim/repo/soc/tags/release/9.3.42@60958 -- Date Generated: 31-Jan-2016 16:56:18 Z

This Data Validation Report Summary was produced in the Kepler Science Operations Center Pipeline at NASA Ames Research Center

TCE 002852942-01, PDC Light Curves

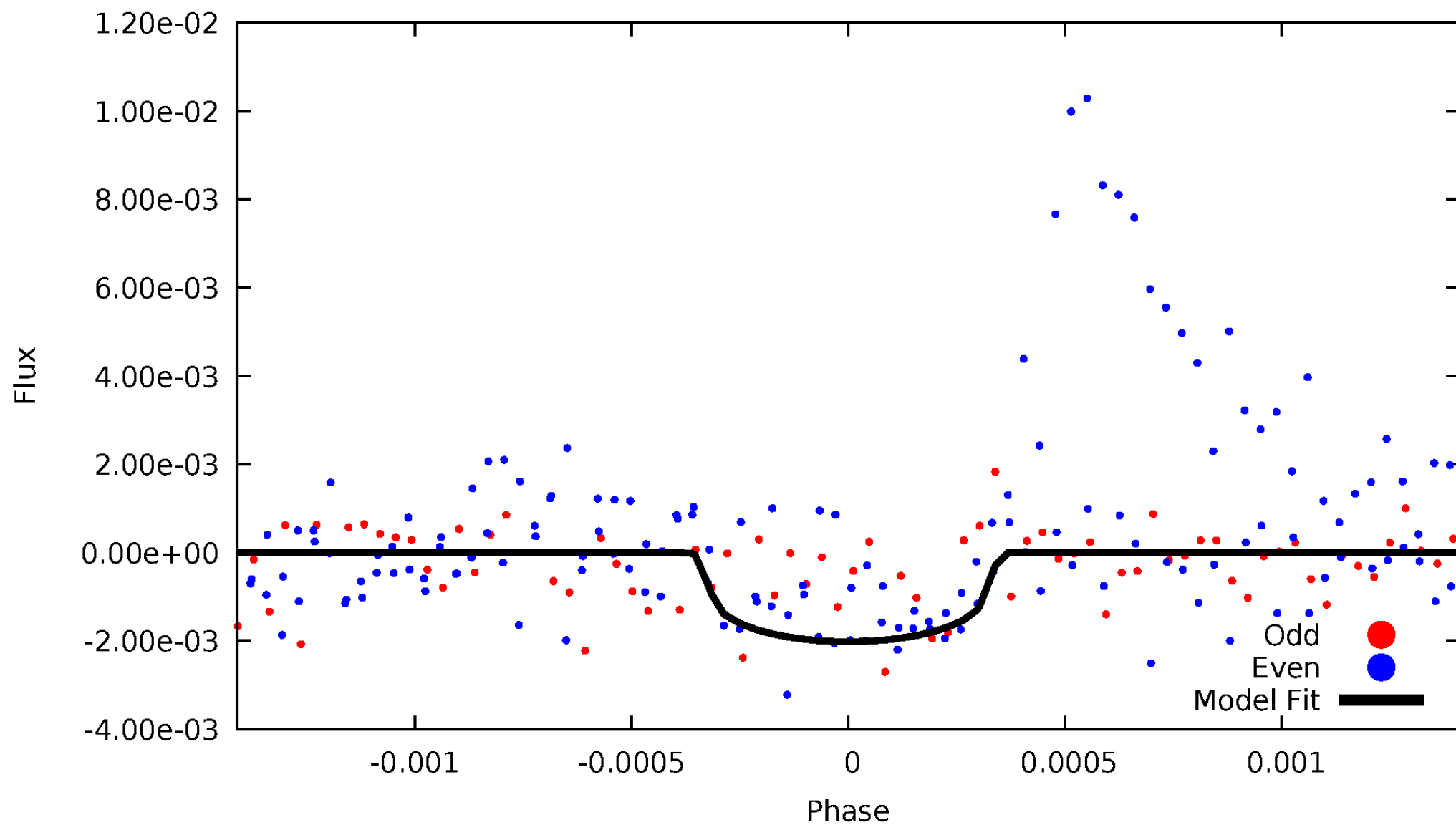


TCE 002852942-01



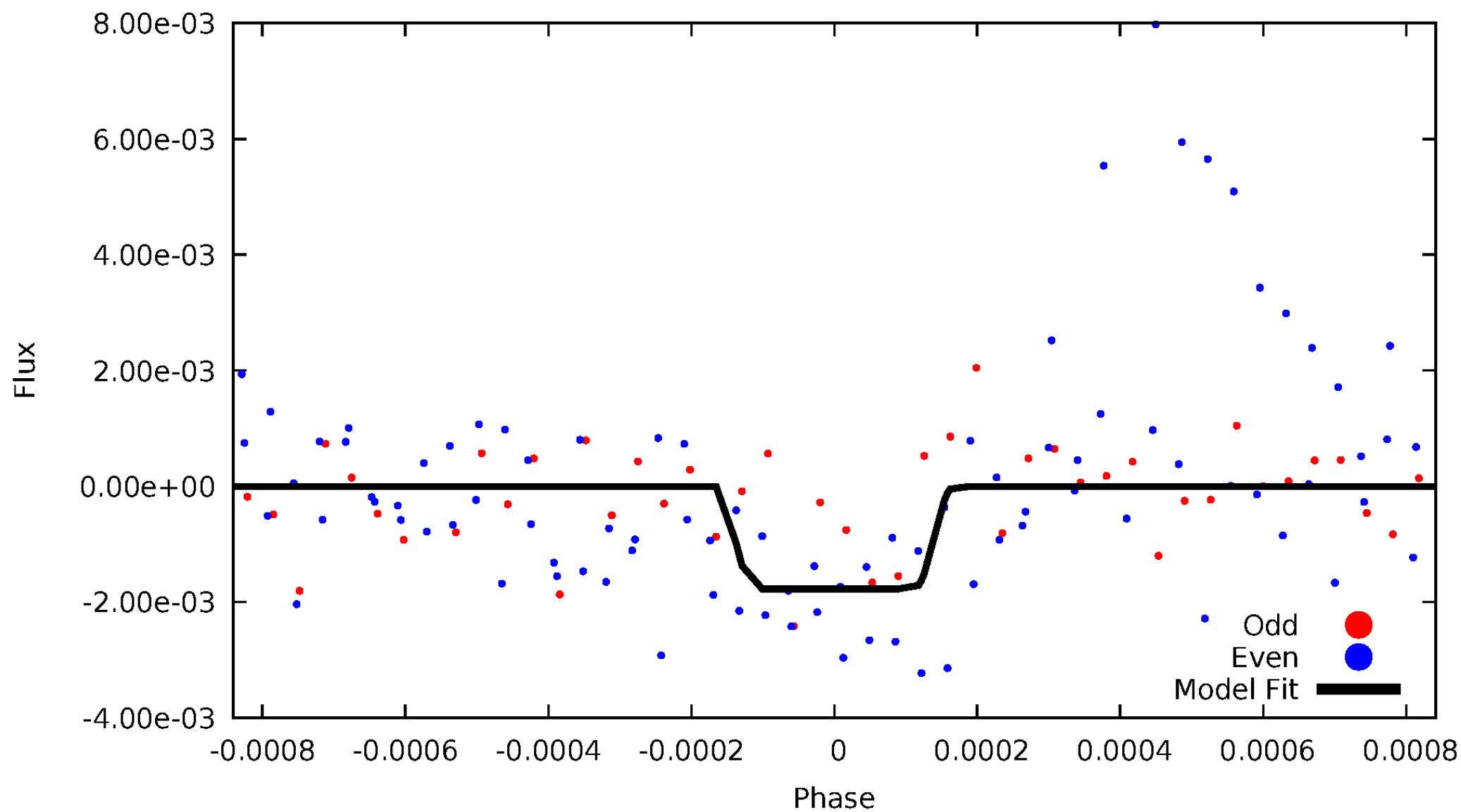
DV Odd/Even

TCE 002852942-01

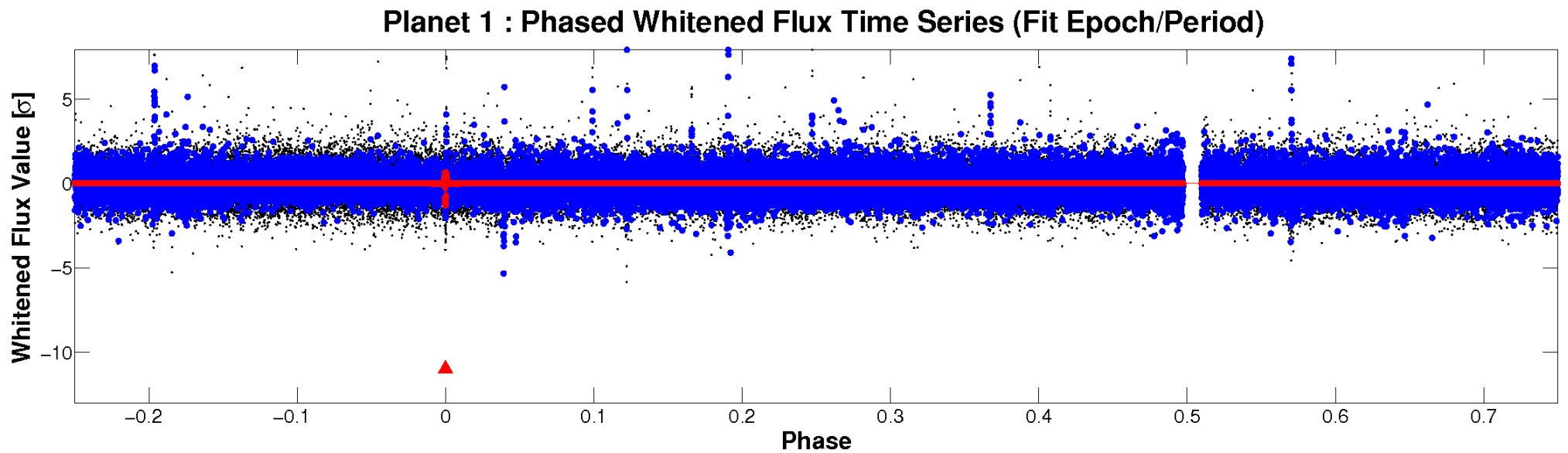
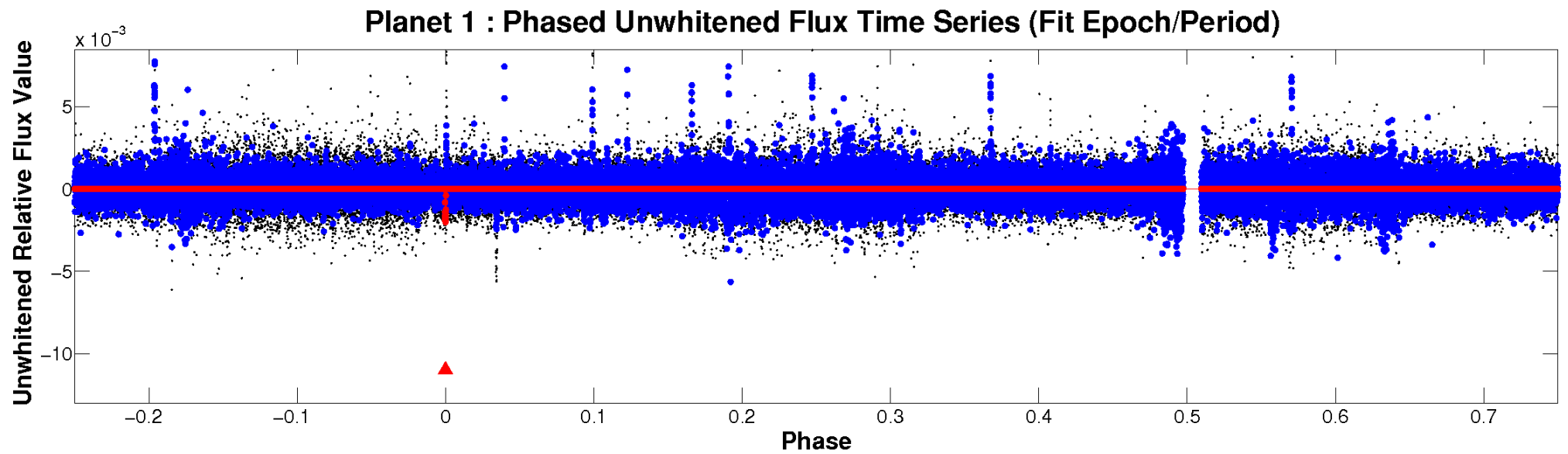


ALT Odd/Even

TCE 002852942-01

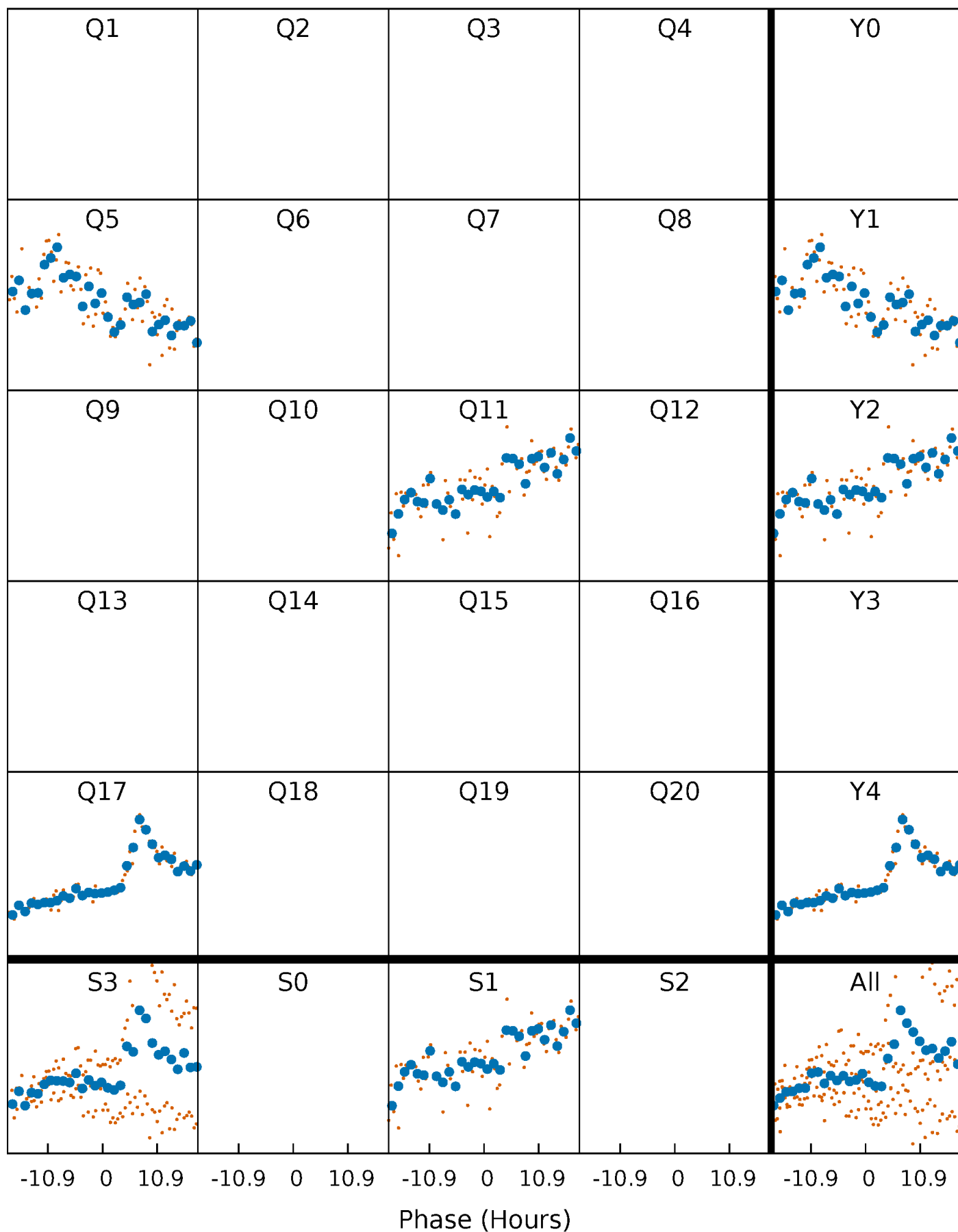


Non-Whitened Vs. Whitened Light Curve



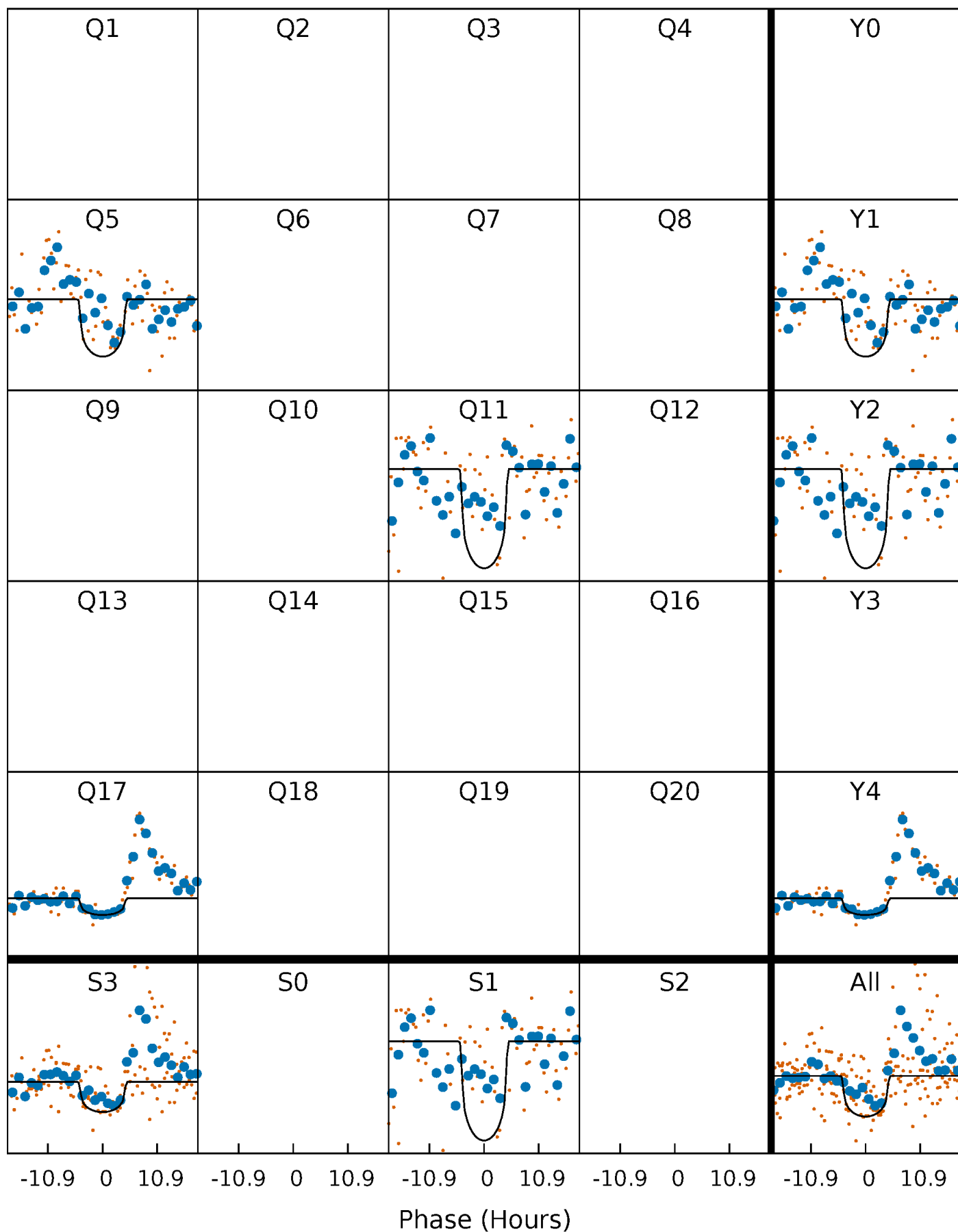
PDC Quarter-Phased Transit Curves

TCE 002852942-01 P=561.087039 Days $T_0=449.309970$ (BKJD)



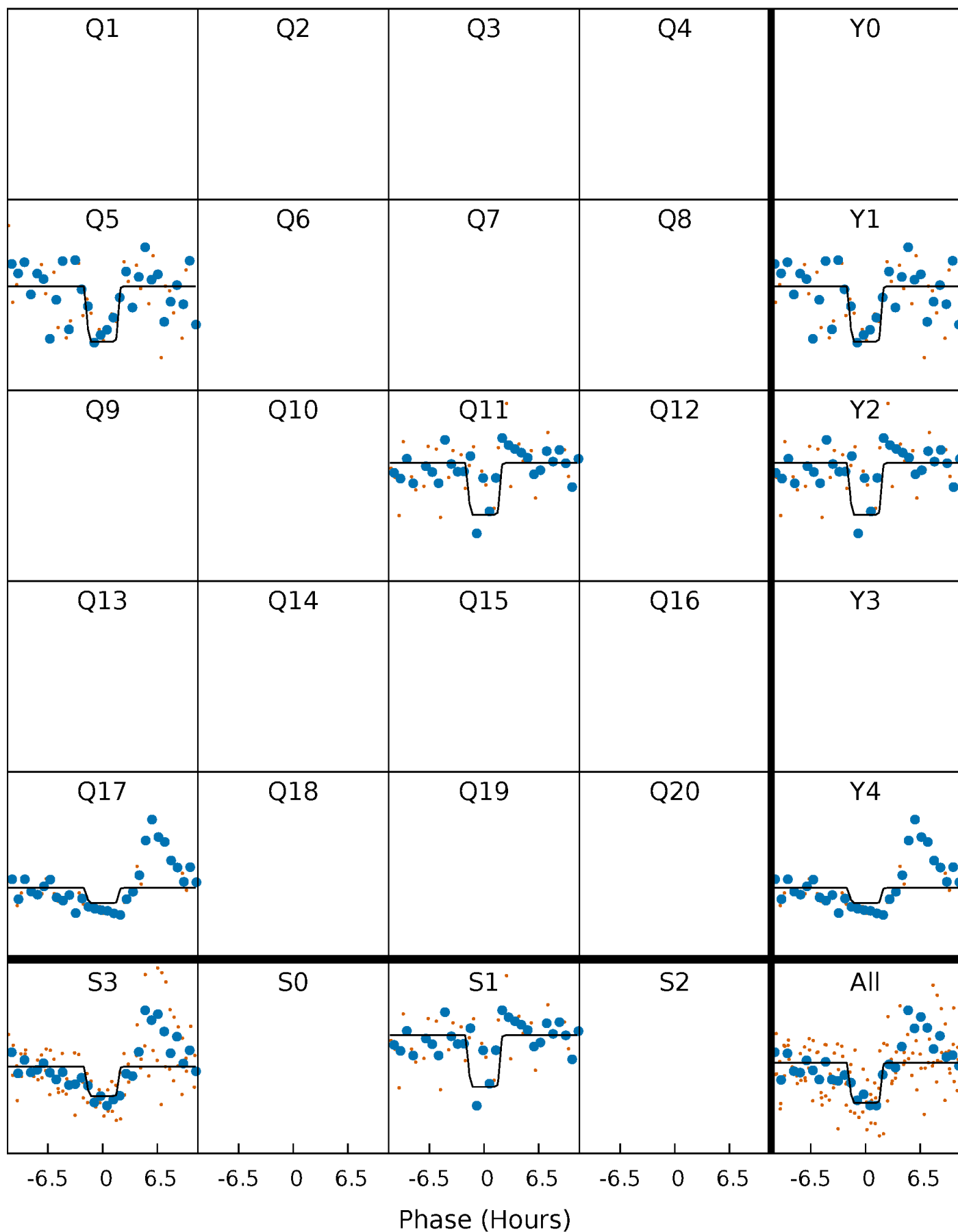
DV Quarter-Phased Transit Curves

TCE 002852942-01 P=561.087039 Days $T_0=449.309970$ (BKJD)



Alt. Detrend Quarter-Phased Transit Curves

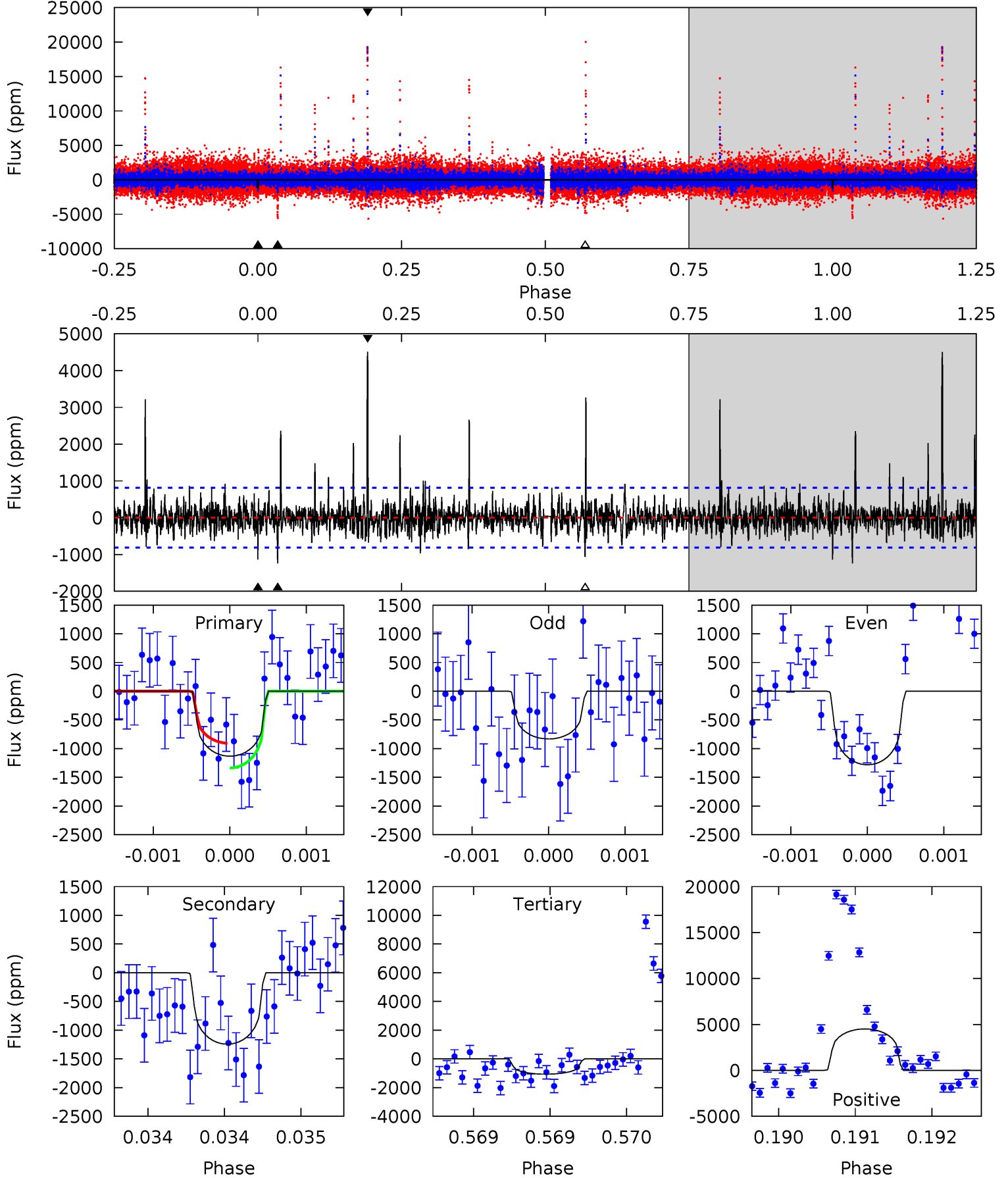
TCE 002852942-01 P=561.064690 Days $T_0=449.411337$ (BKJD)



DV Model-Shift Uniqueness Test

002852942-01, P = 561.087039 Days, E = 449.309970 Days

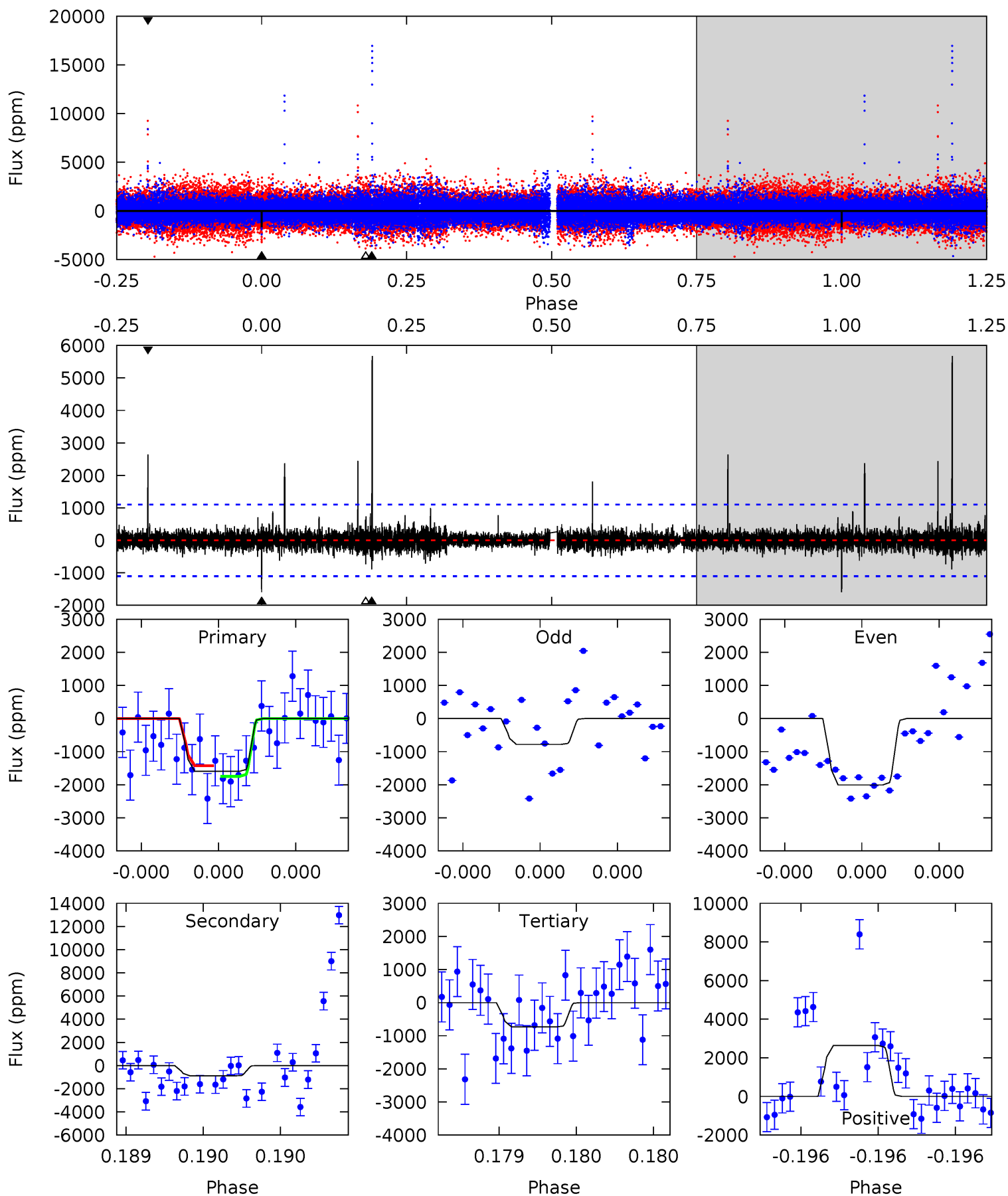
Pri	Sec	Ter	Pos	FA ₁	FA ₂	F _{Red}	Pri-Ter	Pri-Pos	Sec-Ter	Sec-Pos	Odd-Evn	DMM	Shape	TAT
7.66	8.41	7.20	30.5	5.51	3.38	2.21	0.46	-22.8	1.21	-22.1	1.44	1.36	0.78	1.46



Alt Model-Shift Uniqueness Test

002852942-01, P = 561.064690 Days, E = 449.411337 Days

Pri	Sec	Ter	Pos	FA ₁	FA ₂	F _{Red}	Pri-Ter	Pri-Pos	Sec-Ter	Sec-Pos	Odd-Evn	DMM	Shape	TAT
8.17	4.57	3.76	13.5	5.65	3.59	1.02	4.42	-5.34	0.81	-8.94	3.09	1.23	0.78	0.82



Stellar Parameters For KIC 002852942

	$T_{\text{eff}} (K)$	$\log(g)$	$[\text{Fe}/\text{H}]$	$R (R_{\odot})$	$M (M_{\odot})$	$p_{\star} (\text{g}\cdot\text{cm}^{-3})$
	5124^{+179}_{-179}	$4.591^{+0.036}_{-0.078}$	$-0.080^{+0.300}_{-0.300}$	$0.754^{+0.097}_{-0.065}$	$0.810^{+0.073}_{-0.082}$	$2.657^{+0.466}_{-0.689}$
	+3%/-3%	+1%/-2%	+375%/-375%	+13%/-9%	+9%/-10%	+18%/-26%
Source	KIC0	KIC0	KIC0	DSEP		

KIC = Kepler Input Catalog; PHO = Photometry; SPE = Spectroscopy; AST = Asteroseismology
 TRA = Transits; DESP = Dartmouth Models; MULT = Multiple Models

Secondary Eclipse Parameters for KIC 002852942-01 / KOI

Detrend	Depth (ppm)	$R_p (R_{\oplus})$	$T_{max} (K)$	$T_{obs} (K)$	A_{obs}
DV	-1243 ± 148	$3.62^{+1.58}_{-1.67}$	249^{+11}_{-10}	4761^{+1485}_{-696}	$80136^{+183331}_{-42193}$
Alt.	-892 ± 195	$3.52^{+1.61}_{-1.60}$	248^{+11}_{-11}	4422^{+1354}_{-585}	$59937^{+138641}_{-33422}$

T_{max} = Theoretical Maximum Planetary Temperature

T_{obs} = Observed Planetary Temperature (Assuming $A=0.3$)

A_{obs} = Observed Albedo (Assuming $T=0$)

If a secondary eclipse is present, the system is likely an EB if $T_{obs} \gg T_{max}$ AND $A_{obs} \gg 1.0$

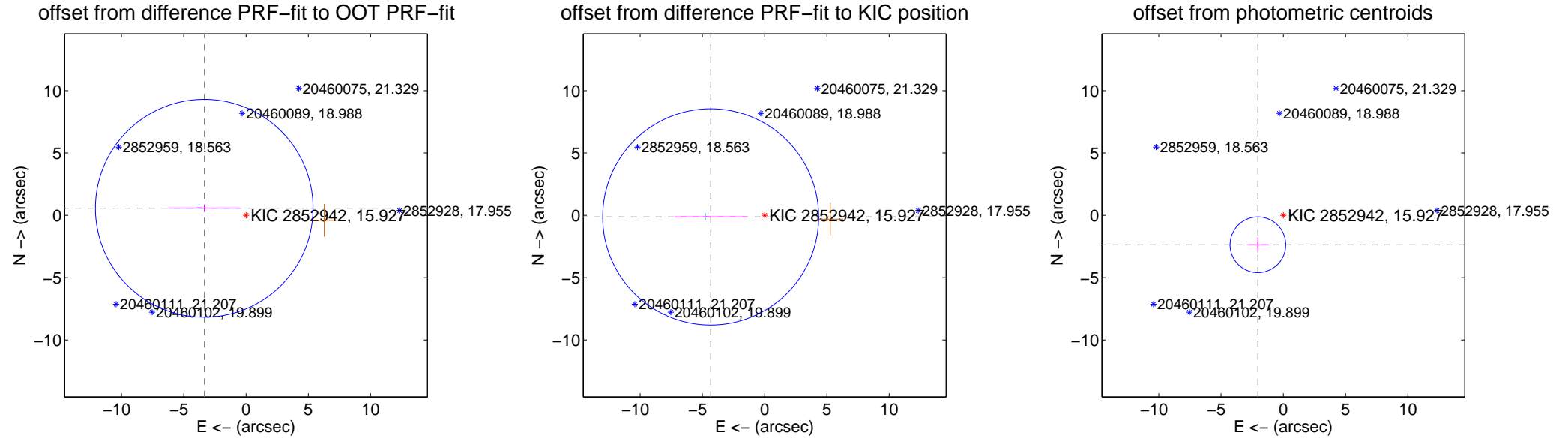
DV Centroid Data

Supplemental centroid analysis for 002852942-01. Kepler magnitude: 15.93. Transit SNR 8.83

There are 1 quarters with good PRF difference image offsets

The direct PRF centroid is offset from the target star catalog position by about 1.02 arcsec

	Distance in arcsec	Distance / σ	Δ RA	Δ Dec
PRF-fit source offset from OOT	3.402 ± 2.912	1.17	3.355 ± 2.904	0.568 ± 0.301
PRF-fit source offset from KIC position	4.338 ± 2.891	1.50	4.336 ± 2.894	-0.126 ± 0.087
photometric centroid source offset	3.12 ± 0.74	4.19	2.04 ± 0.89	-2.36 ± 0.61

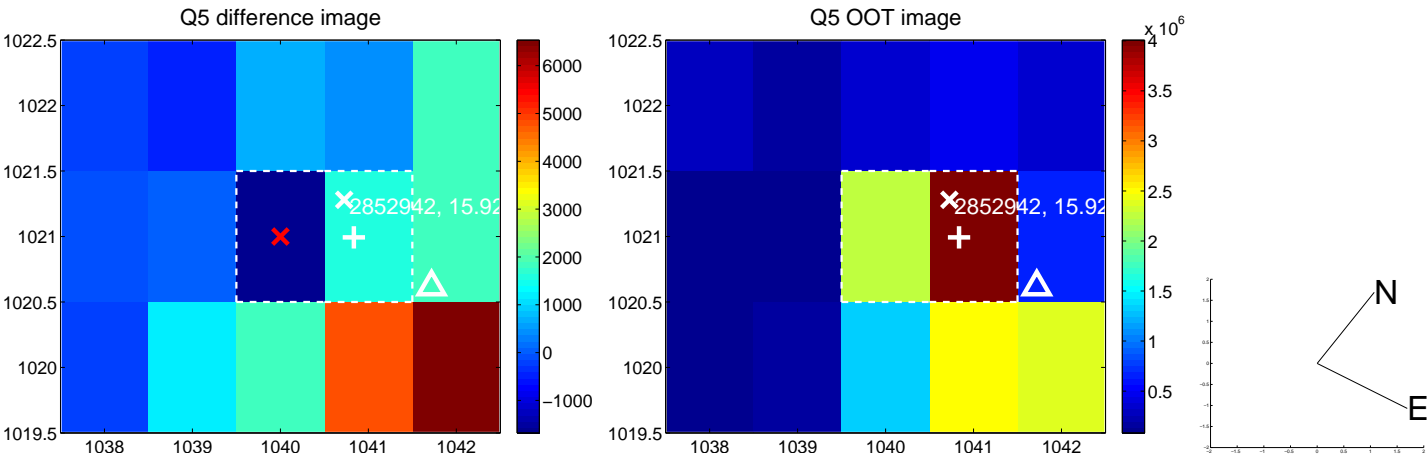


Centroid source offsets from the target star reconstructed from PRF and photometric centroids. Sky blue crosses: good quarterly centroid offsets; Vermillion crosses: bad quarterly centroid offsets; magenta cross: average over quarters. Length of the crosses: one- σ uncertainty. Blue circle: three- σ . Red *: target star. Blue *: Other stars. Text next to a star gives its KIC ID and kepmag. KIC IDs > 15,000,000 are from the UKIRT catalog.

white \times : KIC target position; $+$: OOT centroid; \triangle : difference centroid. red \times : large negative pixel value.



white \times : KIC target position; +: OOT centroid; \triangle : difference centroid. red \times : large negative pixel value.



white \times : KIC target position; $+$: OOT centroid; \triangle : difference centroid. red \times : large negative pixel value.

Q9 no difference image



Q9 no OOT image



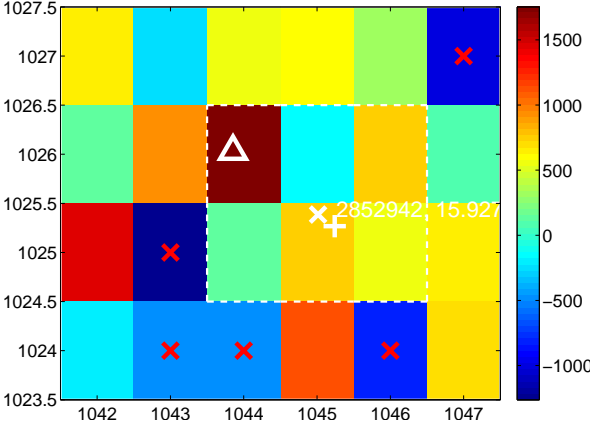
Q10 no difference image



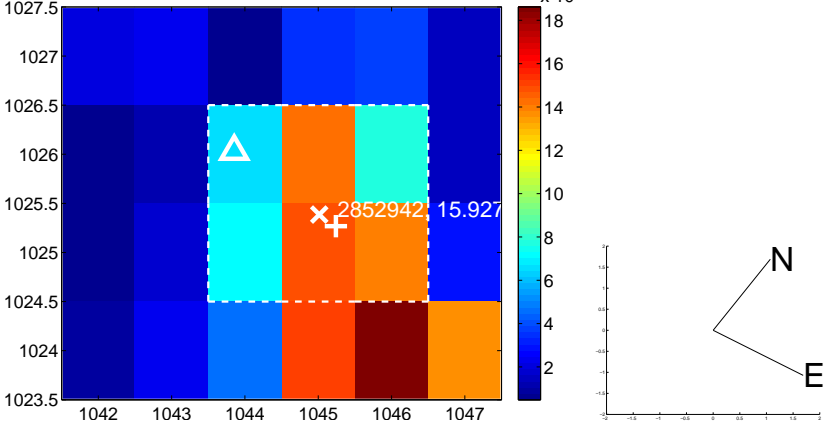
Q10 no OOT image



Q11 difference image. Poor Quality



Q11 OOT image



Q12 no difference image



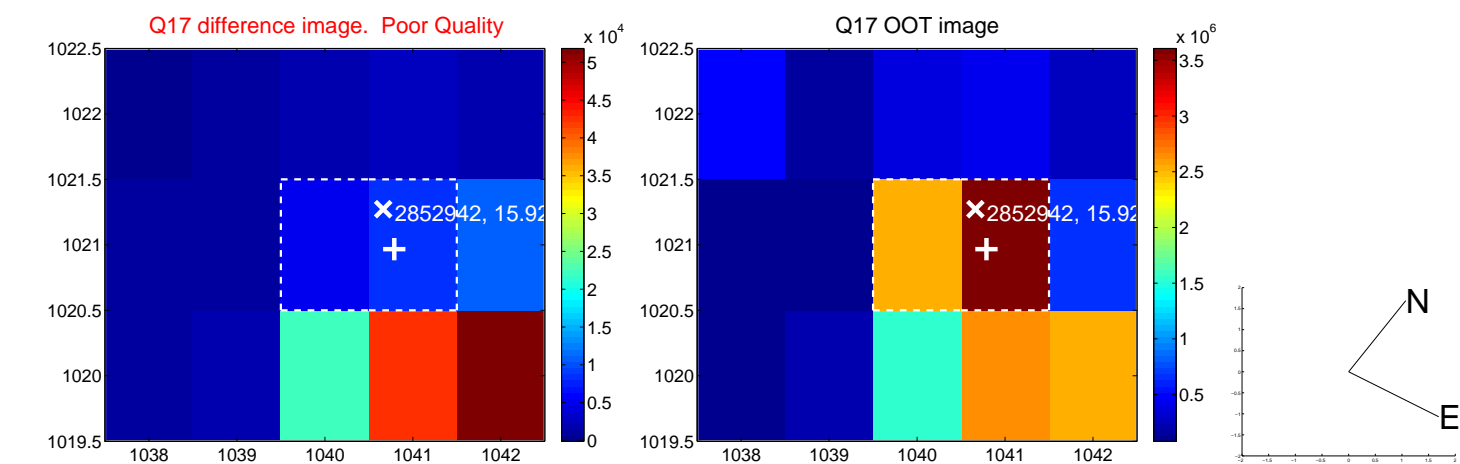
Q12 no OOT image



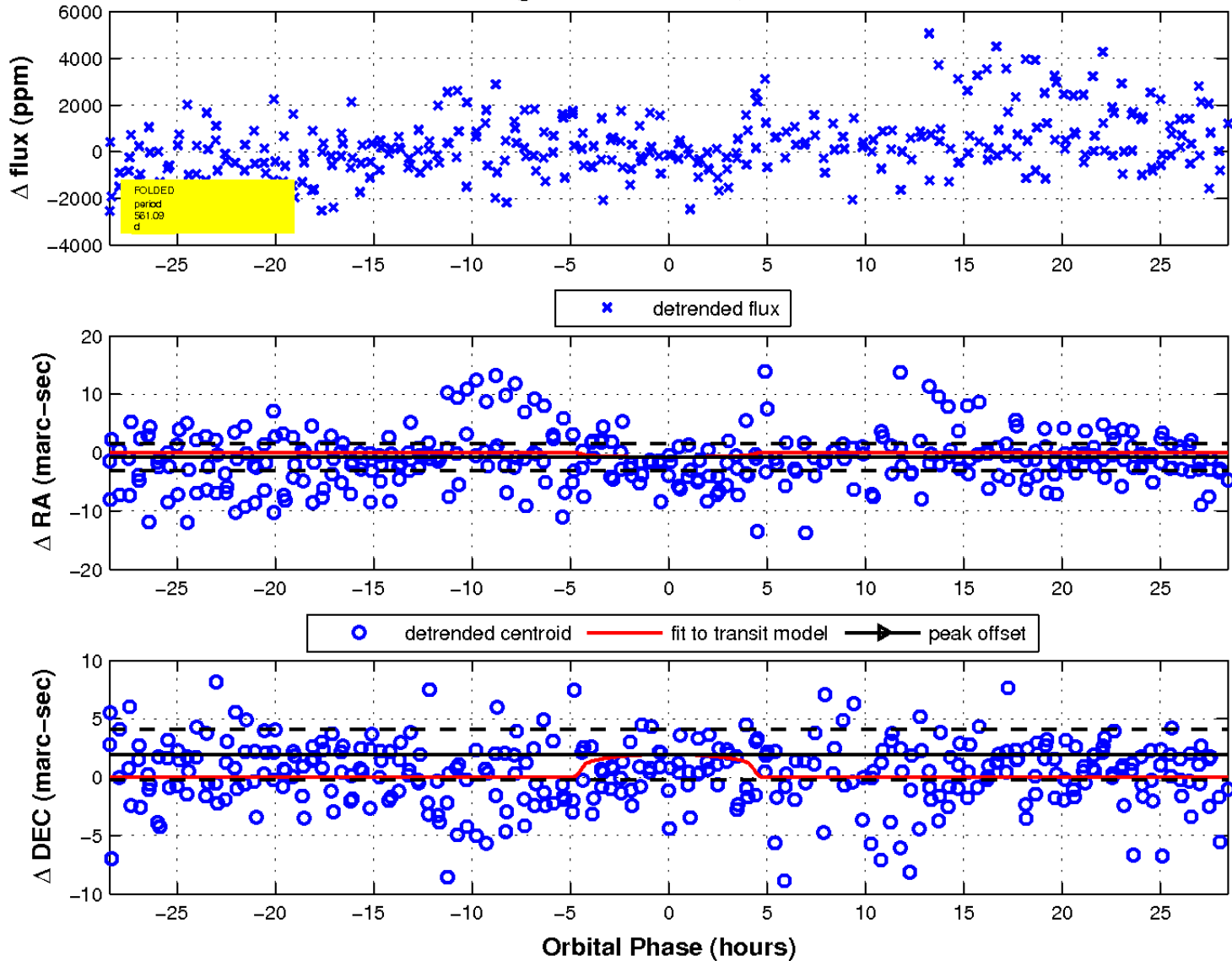
white \times : KIC target position; $+$: OOT centroid; \triangle : difference centroid. red \times : large negative pixel value.



white \times : KIC target position; $+$: OOT centroid; \triangle : difference centroid. red \times : large negative pixel value.



fluxWeightedCentroids, Planet 1 of 1



UKIRT Image

