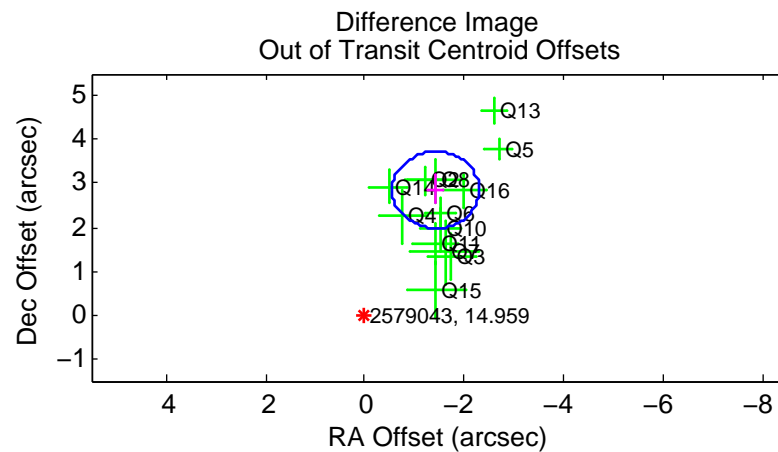
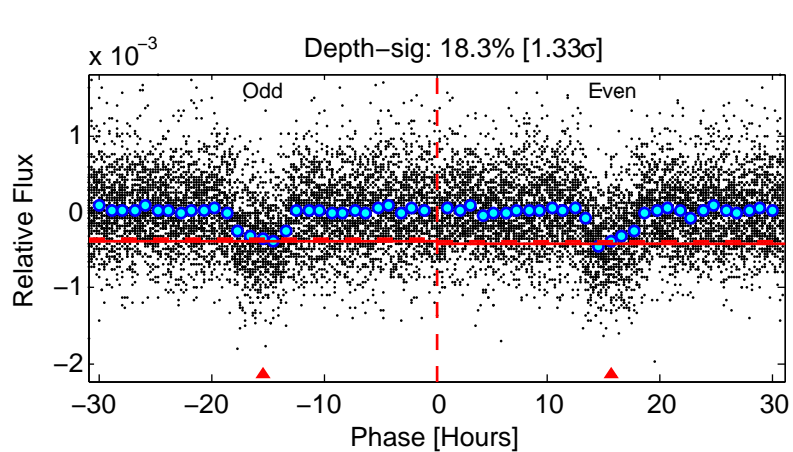
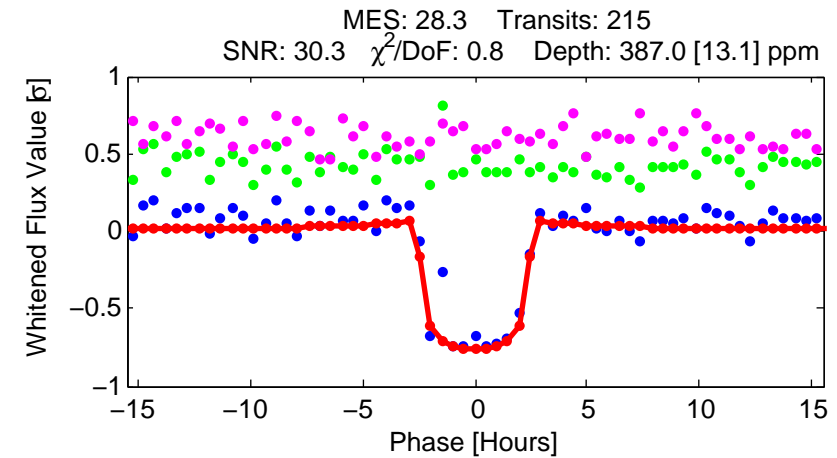
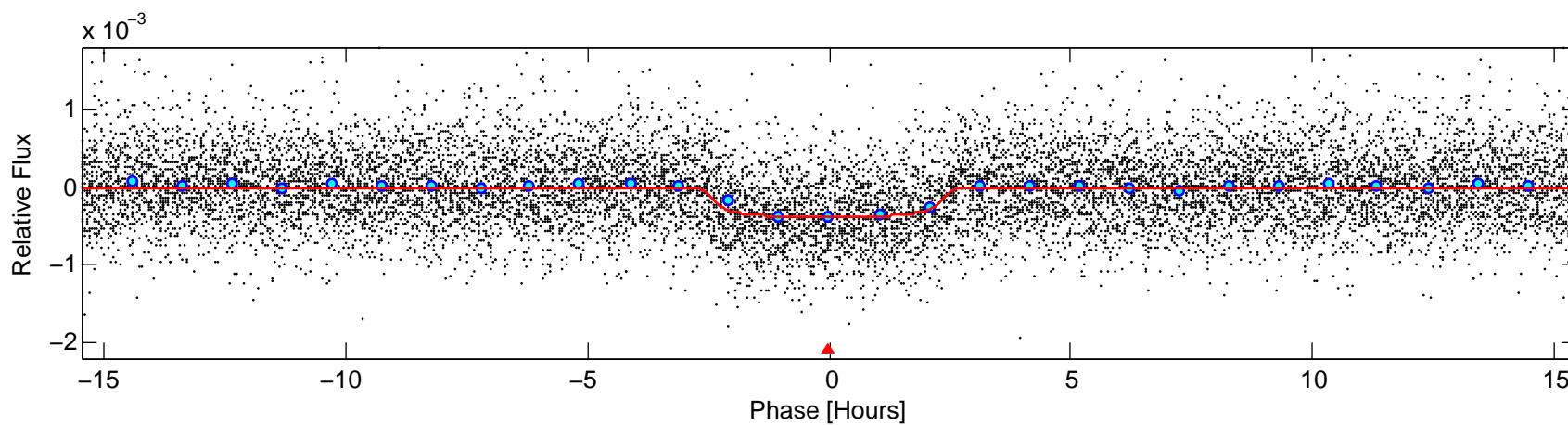
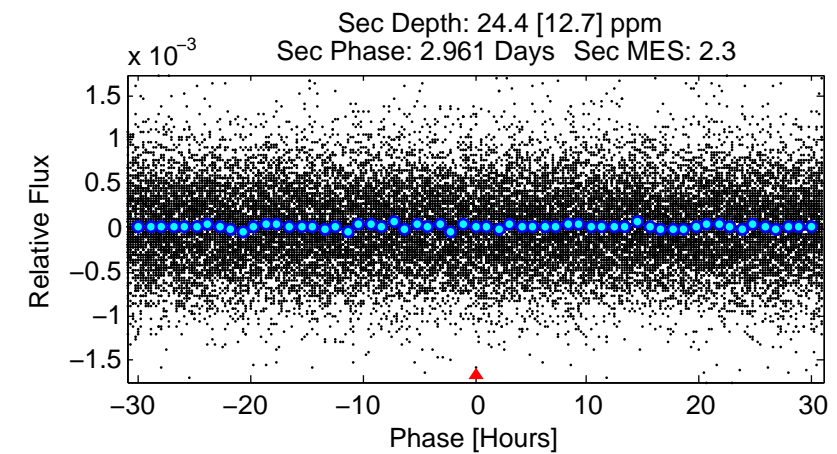
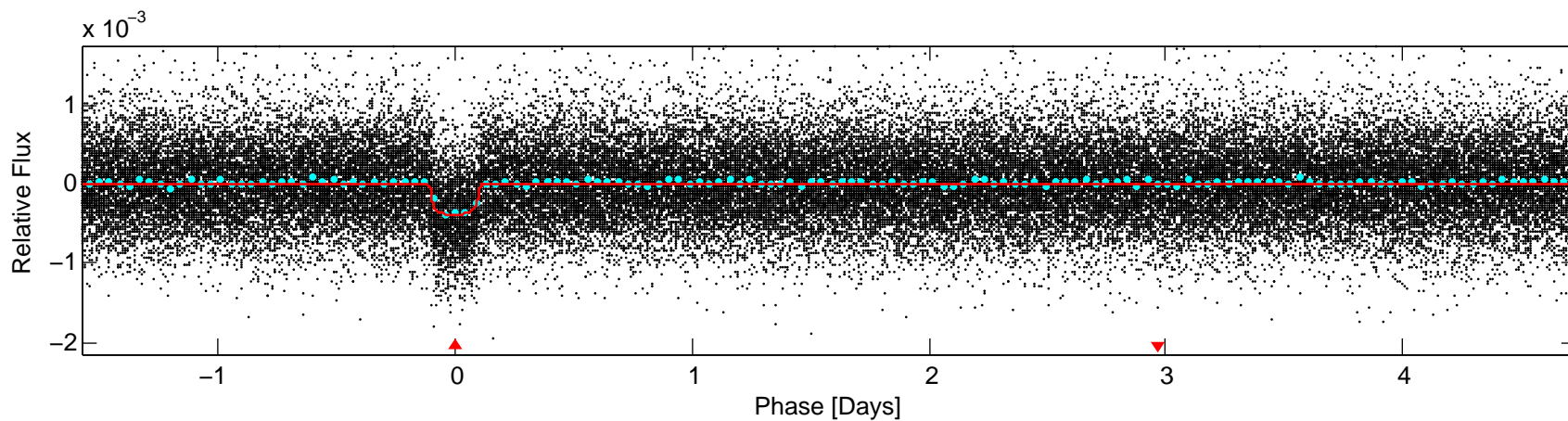
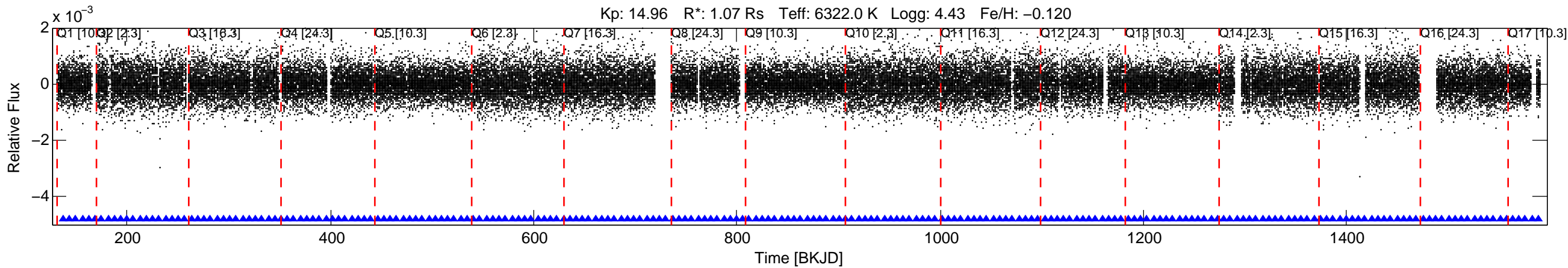


KOI: K02064.01 Corr: 0.981

DV Fit Results:

Period = 6.31218 [0.00002] d
Epoch = 136.9346 [0.0027] BKJD
Rp/R* = 0.0205 [0.0022]
a/R* = 5.30 [2.89]
b = 0.85 [0.18]

Seff = 342.25 [144.01]
 Teq = 1097 [115] K
 Rp = 2.40 [0.82] Re
 a = 0.0695 [0.0190] AU
 Ag = 11.25 [7.74] [1.33σ]
 Tefp = 3106 [450] K [4.32σ]

DV Diagnostic Results:

ShortPeriod-sig: N/A
LongPeriod-sig: N/A
ModelChiSquare2-sig: N/A
ModelChiSquareGof-sig: N/A
Bootstrap-pfa: 1.44e-165
RollingBand-fgt: 1.00 [206/206]
GhostDiagnostic-chr: 10.97

Centroid-sig: 0.0%

Centroid-so: 0.671 arcsec [1.87 σ]

OotOffset-rm: 3.184 arcsec [10.93 σ]

KicOffset-rm: 0.296 arcsec [1.93 σ]

OotOffset-st: 4/4/3/2 [13]

KicOffset-st: 4/4/3/2 [13]

DiffImageQuality-fgm: 0.92 [12/13]

DiffImageOverlap-fno: 1.00 [17/17]