

KIC 002569488

Q1-17 DR25 TCE Parameters

TCE	Run Type	KOI?	Period (Days)	Epoch (BKJD)	Depth (ppm)	Duration (Hours)	MES	SNR	R_{\star} (R_{\odot})	T_{\star} (K)	R_p (R_{\oplus})	S_p (S_{\oplus})
002569488-01	OBS	4944.01	1.523272	132.334451	528.8	3.960	23.4	40.4	7.91	4477	23.17	0.00

Robovetter Results

TCE	Run Type	Disp	Score	N	S	C	E	Comments
002569488-01	OBS	FP	0.00	0	0	1	1	PLANET_IN_STAR—CENT_RESOLVED_OFFSET—EPHEM_MATCH

Notes: OBS = Observed. INJ = Injected. INV = Inverted. SCR = Scrambled.

N = Not Transit-Like. S = Stellar Eclipse. C = Centroid Offset. E = Ephemeris Match.

See http://exoplanetarchive.ipac.caltech.edu/docs/API_kepcandidate_columns.html#proj_disp_col for comment definitions.

Ephemeris Match Information For 002569488-01

TCE (1)	KIC	Parent (2)	Parent KIC	$P_1:P_2$	Dist ($''$)	Δ Row	Δ Col	m_2	m_1	D_2/D_1	Mechanism	Flag	σ_P	σ_T
002569488-01	2569488	3704.01	2569494	1:1	11.4	-3	1	17.38	14.16	487.43	Direct-PRF	0	2.71	1.32

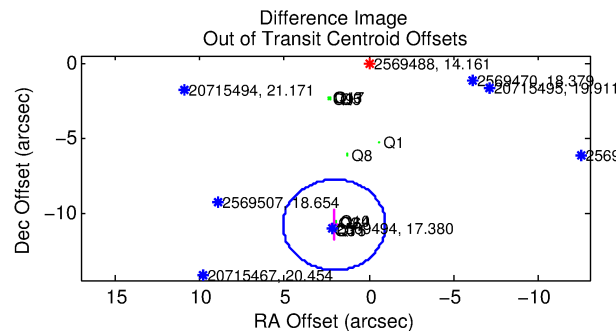
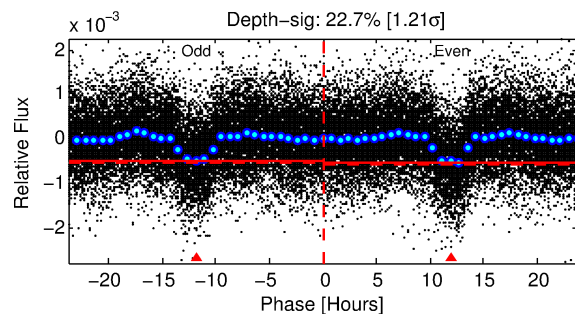
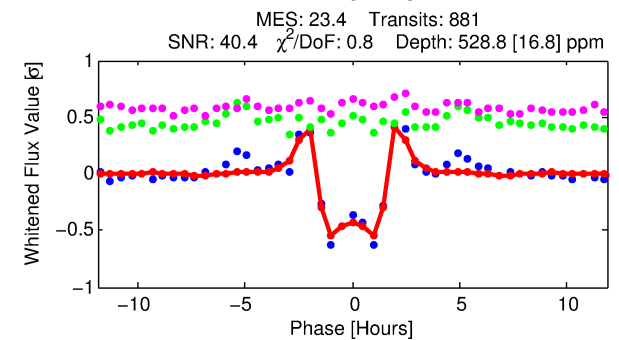
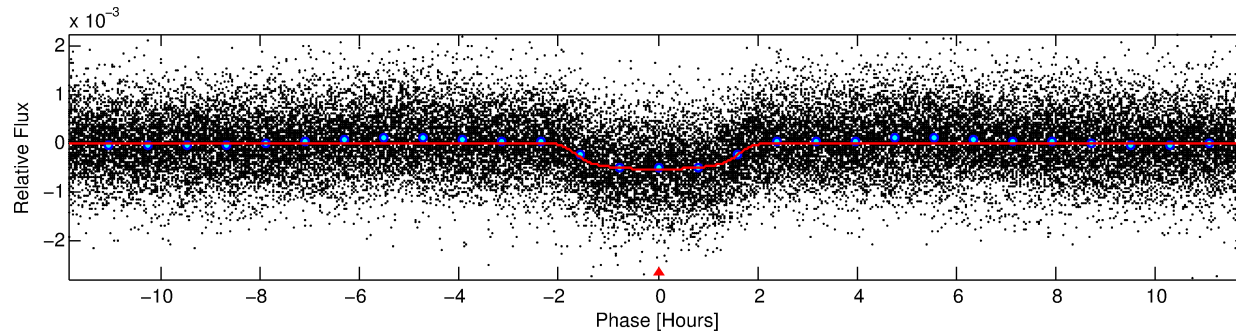
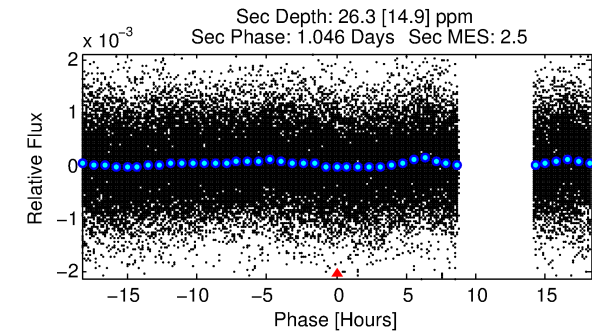
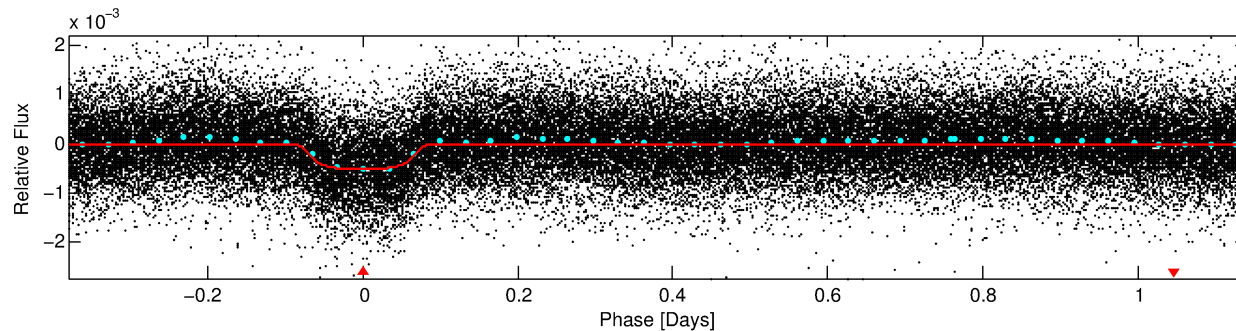
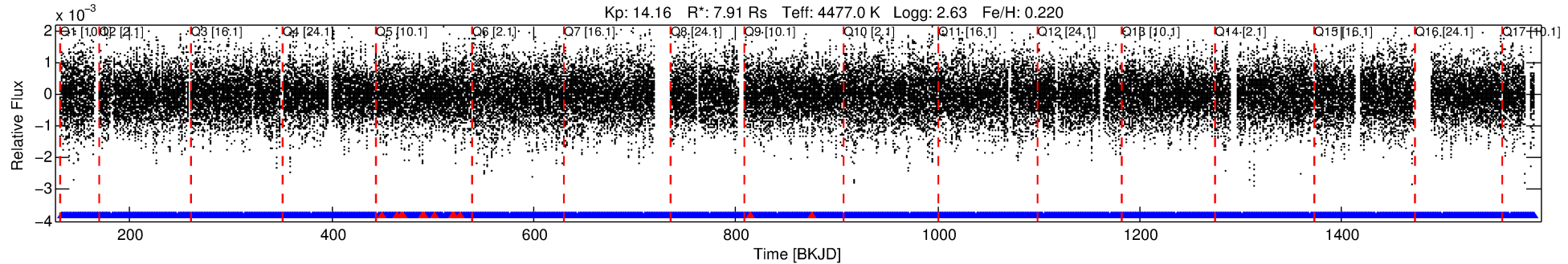
Notes: $P_1:P_2$ is the period ratio. Dist is the distance in arcseconds. Δ Row and Δ Col are the number of pixels apart in row and column. m_2 and m_1 are the magnitudes of the parent and child. D_2/D_1 is the parent's transit depth divided by the child's. σ_P and σ_T are the significance of the match in period and epoch. For a match to be considered significant $\sigma_P < 5.0$ and $\sigma_T < 5.0$. Matches which have σ_P and σ_T very close to this cutoff should receive extra scrutiny, especially if the period ratio is very large.

DV One-Page Summary

KIC: 2569488 Candidate: 1 of 1 Period: 1.523 d

KOI: K04944.01 Corr: 0.901

Kp: 14.16 R*: 7.91 Rs Teff: 4477.0 K Logg: 2.63 Fe/H: 0.220



DV Fit Results:

Period = 1.52327 [0.00000] d
Epoch = 132.3345 [0.0005] BKJD
Rp/R* = 0.0268 [0.0007]
a/R* = 1.66 [0.07]
b = 0.92 [0.01]
Seff = N/A
Teq = N/A
Rp = 23.17 [6.46] Re
a = N/A
Ag = N/A
Teff = N/A

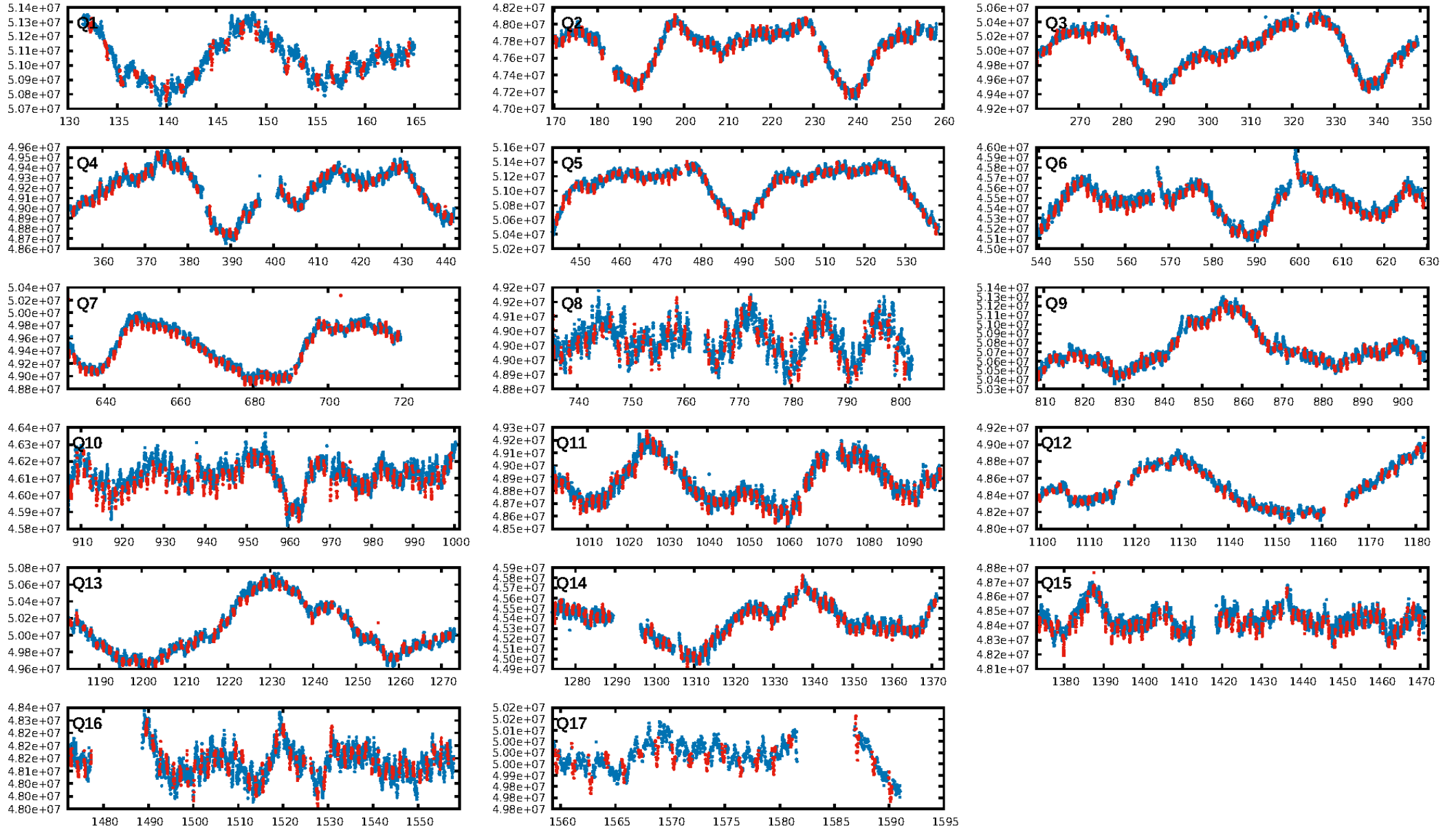
DV Diagnostic Results:

ShortPeriod-sig: N/A
LongPeriod-sig: N/A
ModelChiSquare2-sig: N/A
ModelChiSquareGof-sig: N/A
Bootstrap-pfa: 4.32e-81
RollingBand-fgt: 0.99 [829/841]
GhostDiagnostic-chr: -0.3137
Centroid-sig: 0.0%
Centroid-so: 1.703 arcsec [14.73σ]
OotOffset-rm: 11.016 arcsec [10.93σ]
KicOffset-rm: 11.070 arcsec [10.77σ]
OotOffset-st: 4/4/1/5 [14]
KicOffset-st: 4/4/1/5 [14]
DiffImageQuality-fgm: 1.00 [14/14]
DiffImageOverlap-fno: 1.00 [17/17]

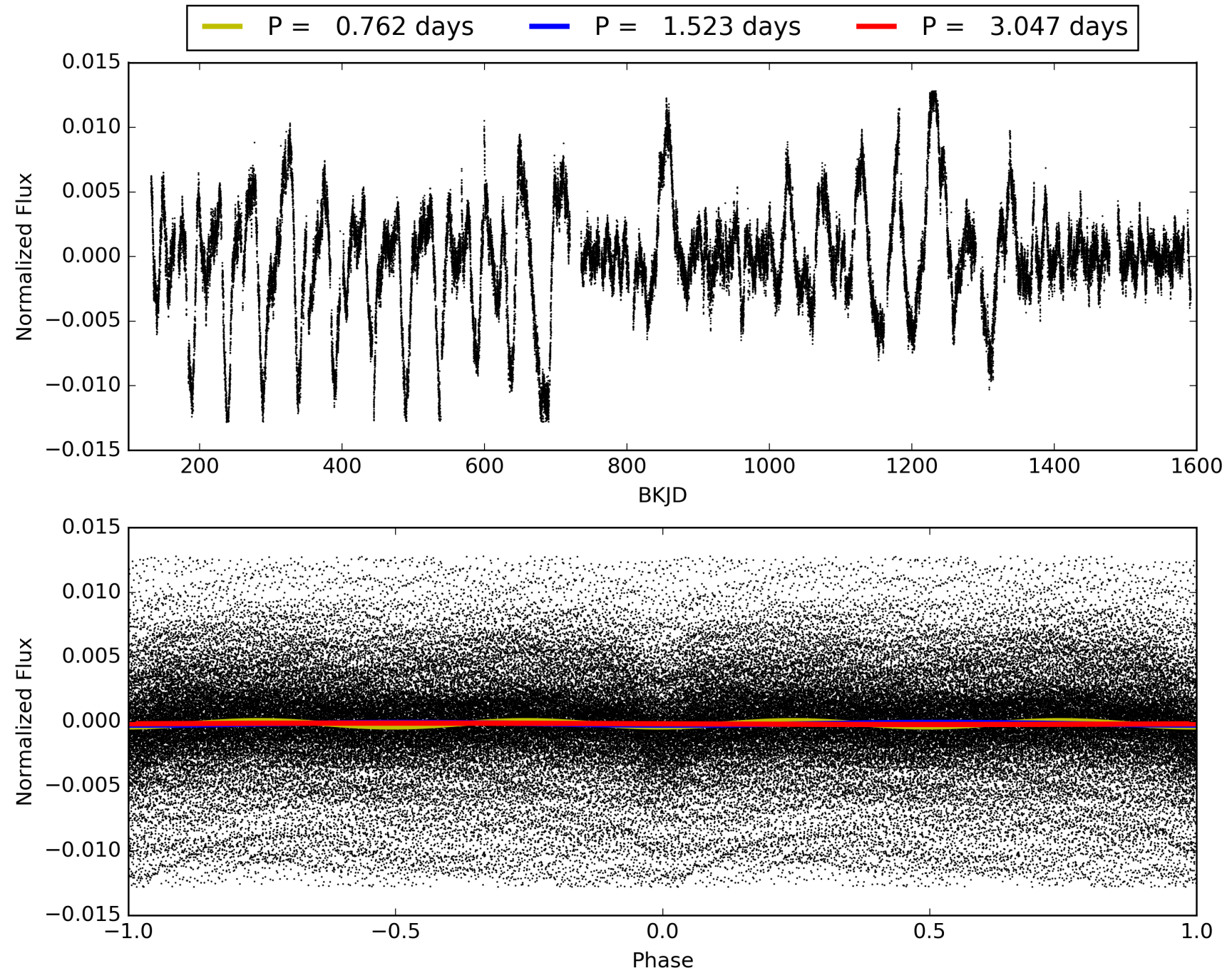
Software Revision: svn+ssh://murzim/repo/soc/tags/release/9.3.42@60958 -- Date Generated: 30-Jan-2016 21:29:30 Z

This Data Validation Report Summary was produced in the Kepler Science Operations Center Pipeline at NASA Ames Research Center

TCE 002569488-01, PDC Light Curves

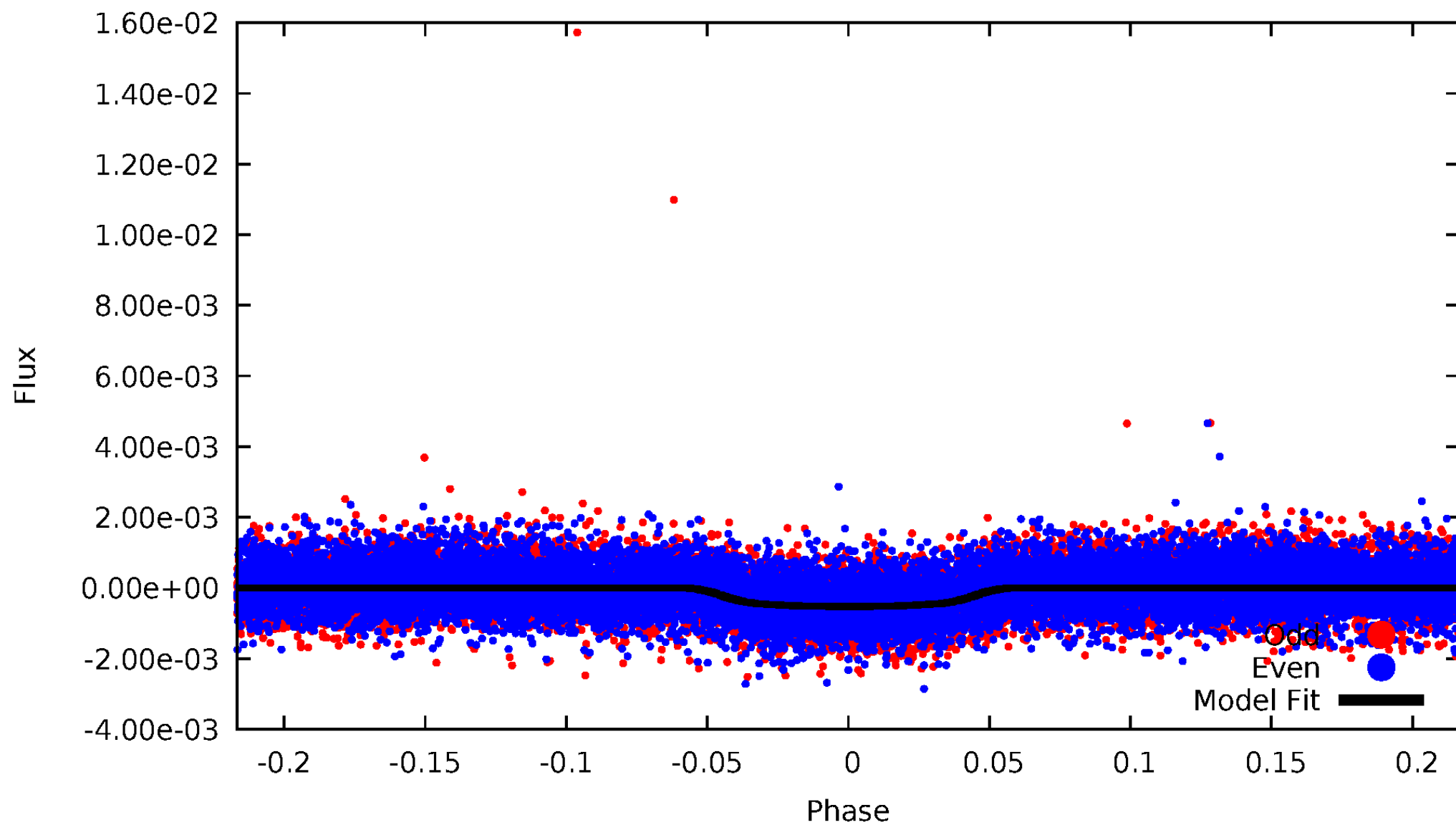


TCE 002569488-01



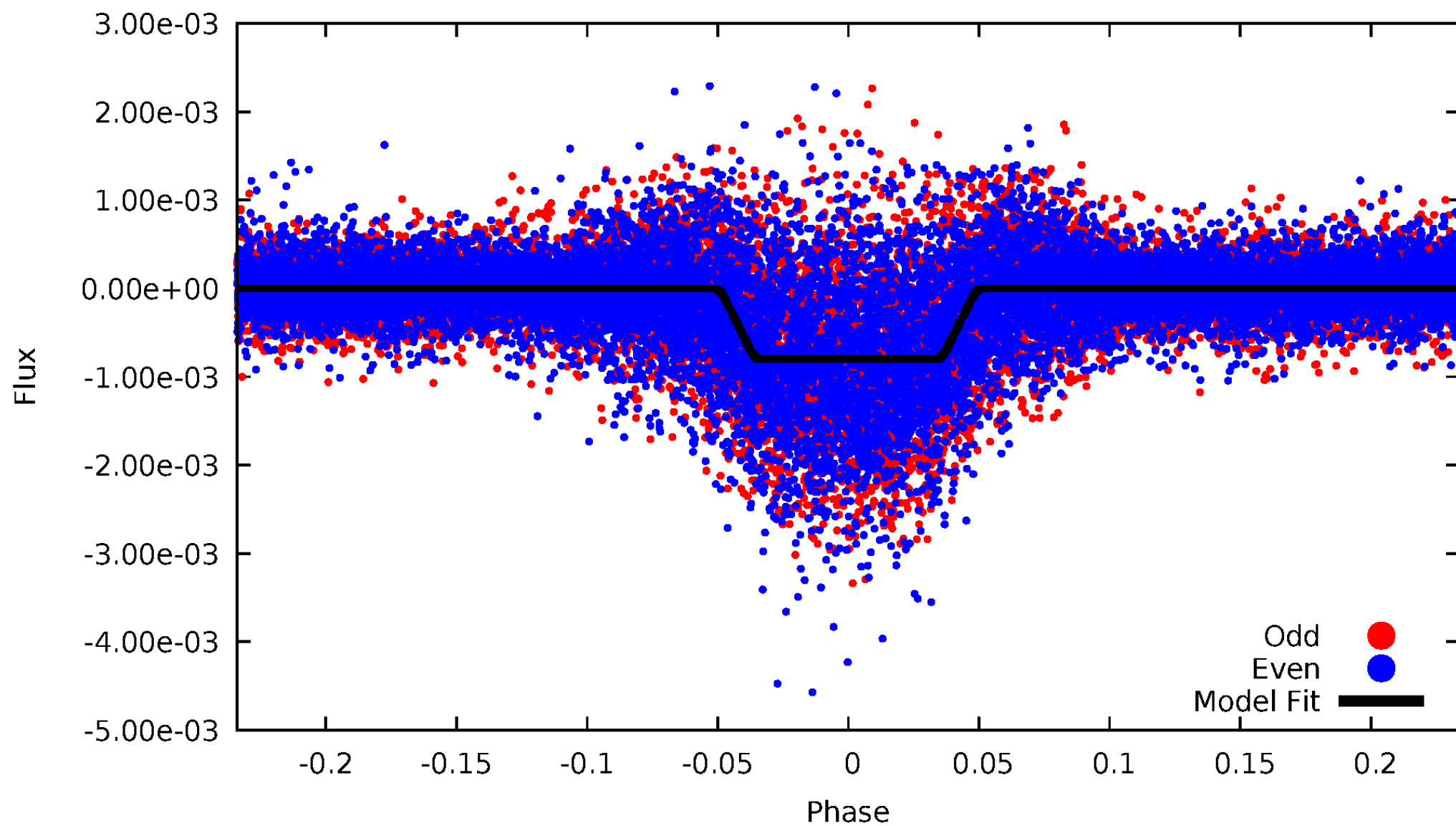
DV Odd/Even

TCE 002569488-01



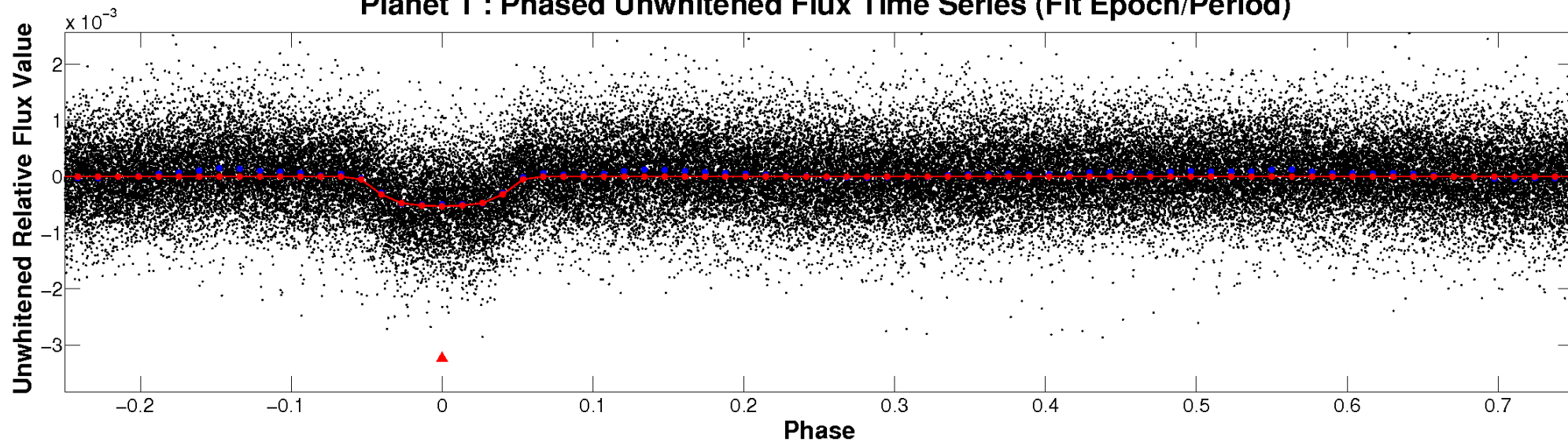
ALT Odd/Even

TCE 002569488-01

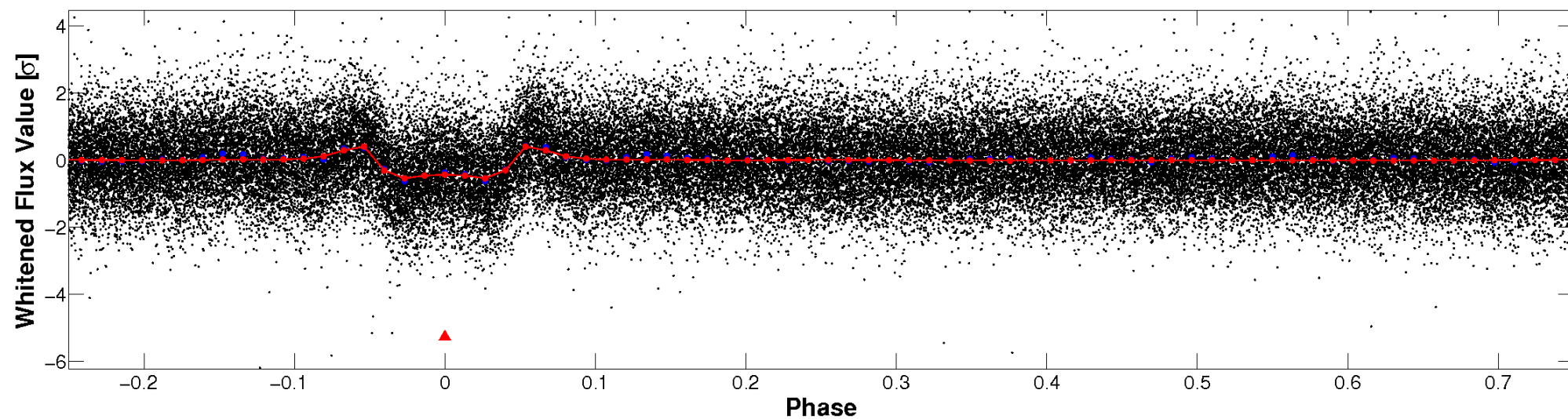


Non-Whitened Vs. Whitened Light Curve

Planet 1 : Phased Unwhitened Flux Time Series (Fit Epoch/Period)

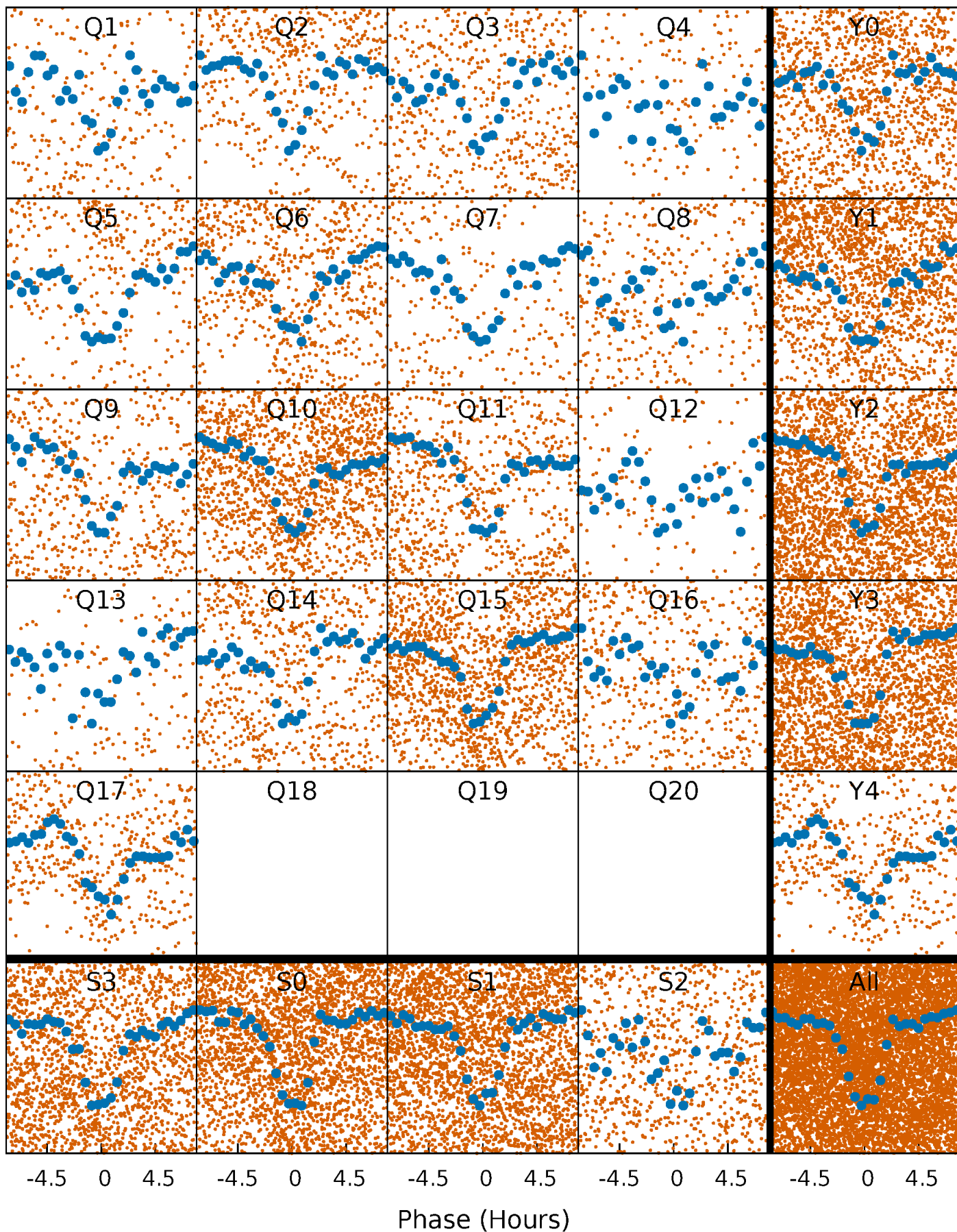


Planet 1 : Phased Whitened Flux Time Series (Fit Epoch/Period)



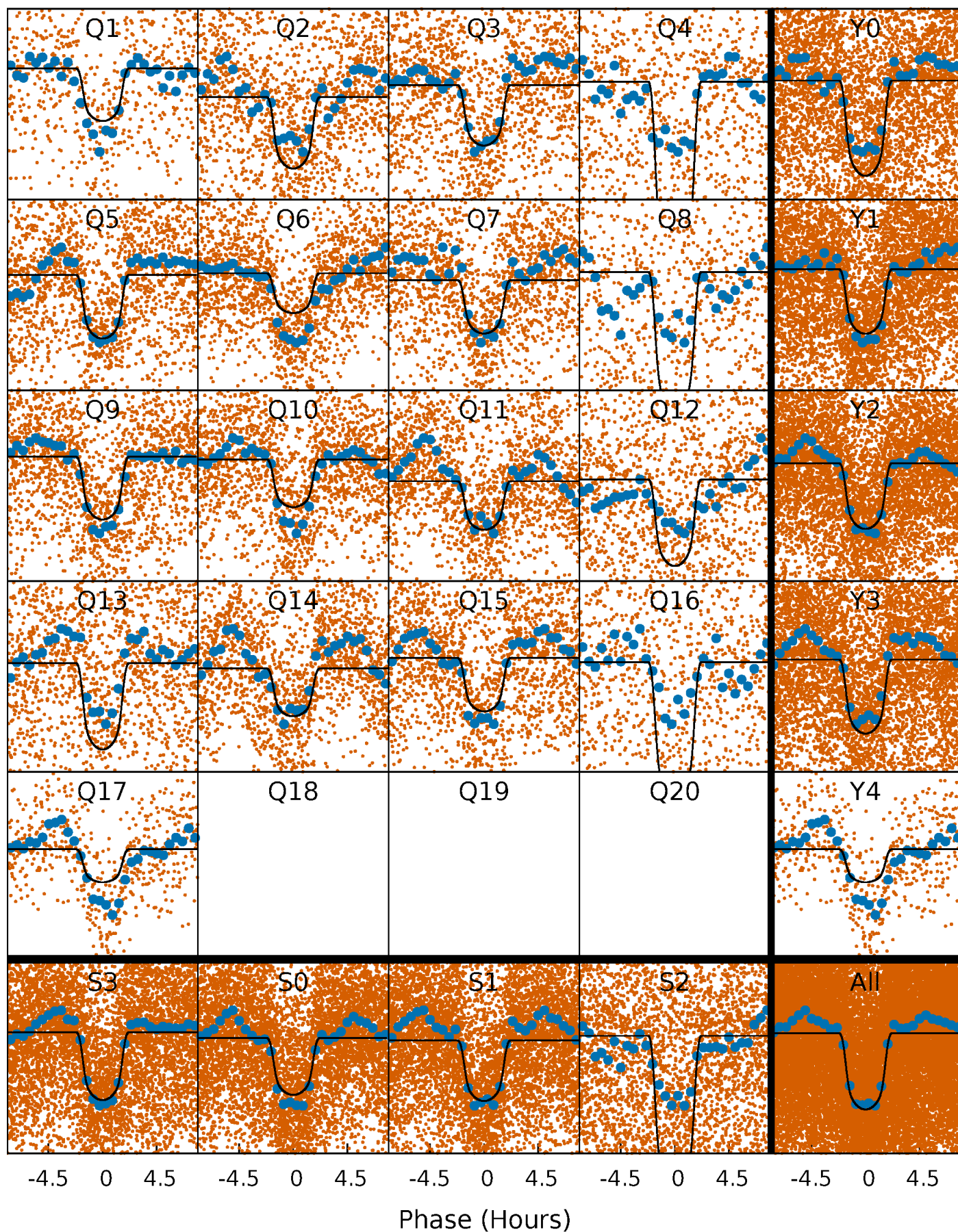
PDC Quarter-Phased Transit Curves

TCE 002569488-01 P= 1.523272 Days $T_0=132.334451$ (BKJD)



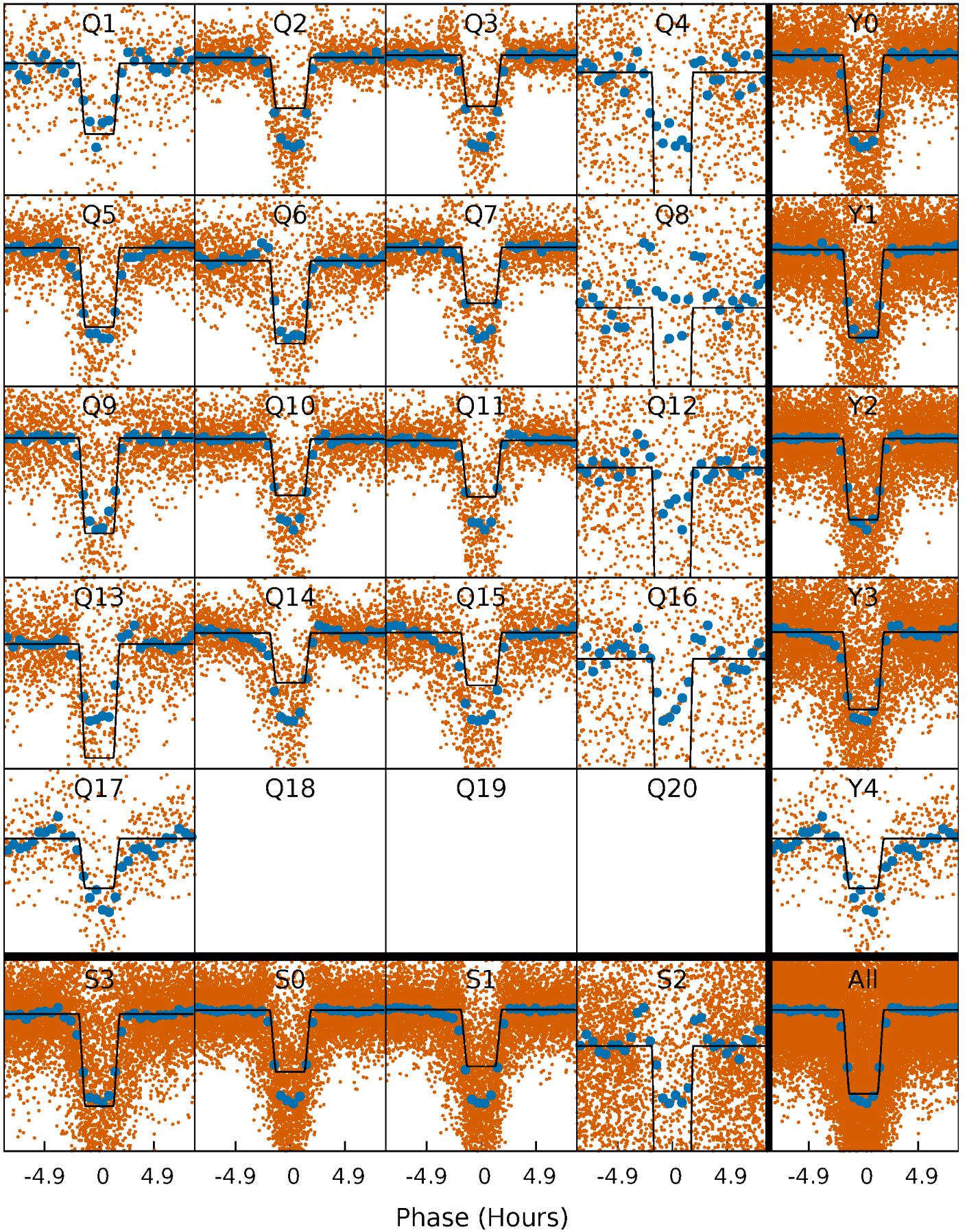
DV Quarter-Phased Transit Curves

TCE 002569488-01 P= 1.523272 Days $T_0=132.334451$ (BKJD)



Alt. Detrend Quarter-Phased Transit Curves

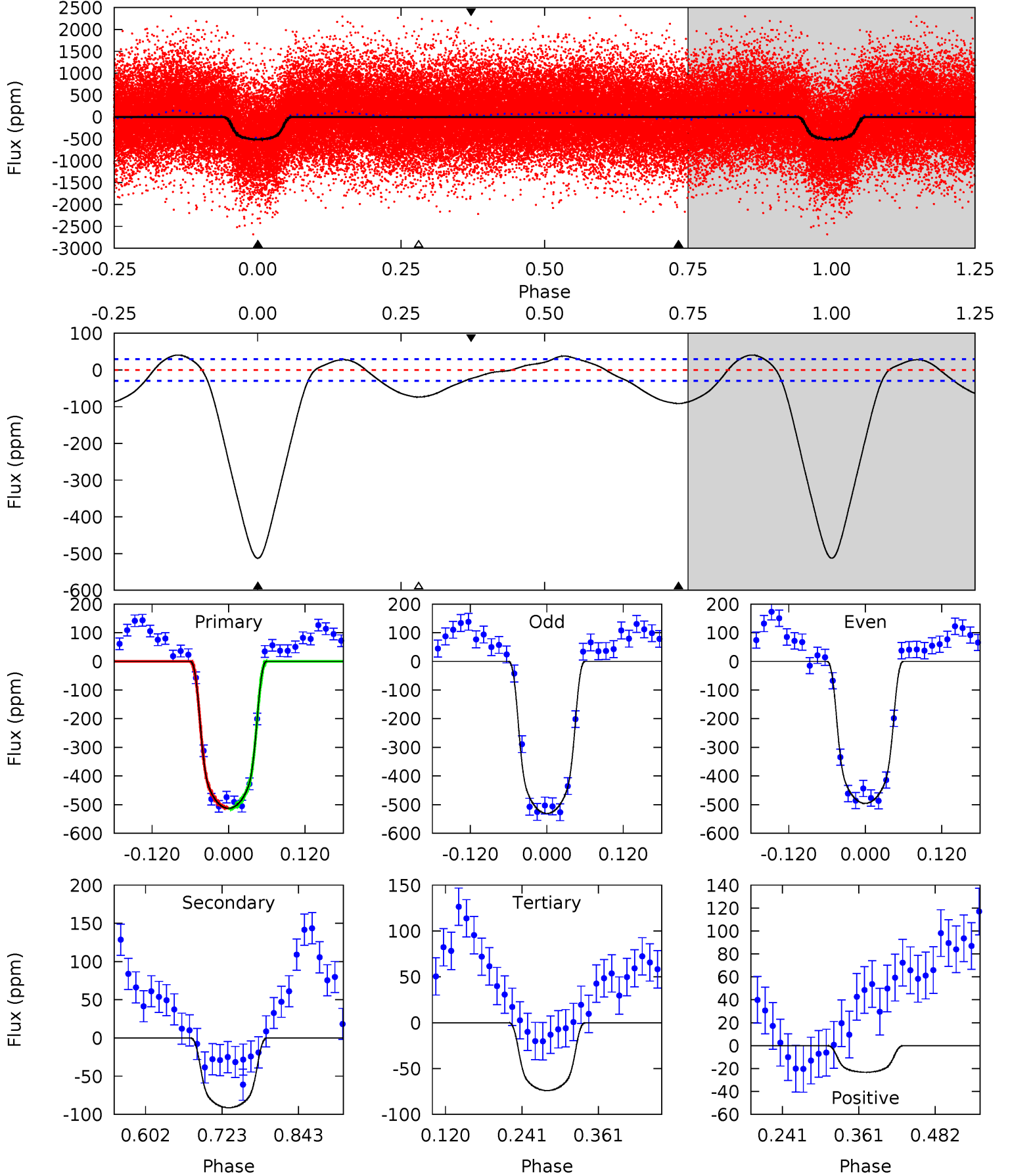
TCE 002569488-01 P= 1.523278 Days $T_0=132.331378$ (BKJD)



DV Model-Shift Uniqueness Test

002569488-01, P = 1.523272 Days, E = 130.811179 Days

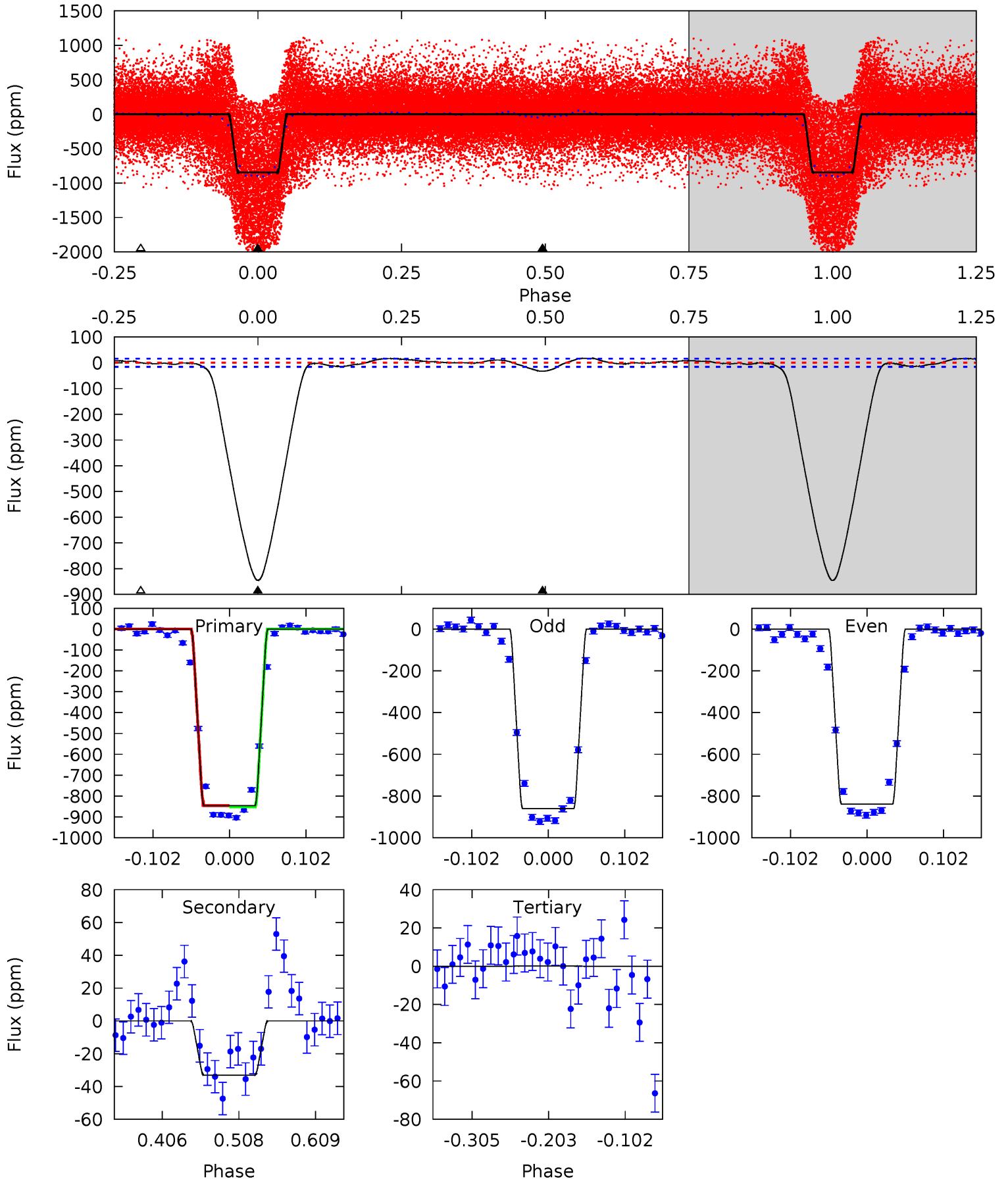
Pri	Sec	Ter	Pos	FA ₁	FA ₂	F _{Red}	Pri-Ter	Pri-Pos	Sec-Ter	Sec-Pos	Odd-Evn	DMM	Shape	TAT
78.7	14.0	11.4	-3.57	4.53	1.55	5.47	67.4	82.3	2.66	17.6	2.71	0.99	0.07	0.16



Alt Model-Shift Uniqueness Test

002569488-01, P = 1.523278 Days, E = 130.808100 Days

Pri	Sec	Ter	Pos	FA ₁	FA ₂	F _{Red}	Pri-Ter	Pri-Pos	Sec-Ter	Sec-Pos	Odd-Evn	DMM	Shape	TAT
240.5	9.41	-0.05	0	4.56	1.64	1.95	240.6	240.5	9.47	9.41	2.93	0.94	0.02	0



Stellar Parameters For KIC 002569488

	$T_{\text{eff}}(K)$	$\log(g)$	[Fe/H]	R (R_{\odot})	$M(M_{\odot})$	p_{\star} ($\text{g}\cdot\text{cm}^{-3}$)
	4477^{+67}_{-47}	$2.633^{+0.100}_{-0.100}$	$0.220^{+0.150}_{-0.100}$	$7.912^{+2.198}_{-0.785}$	$0.981^{+0.390}_{-0.021}$	$0.003^{+0.001}_{-0.001}$
	+1%/-1%	+4%/-4%	+68%/-45%	+28%/-10%	+40%/-2%	+43%/-35%
Source	SPE68	SPE68	SPE68	DSEP		

KIC = Kepler Input Catalog; PHO = Photometry; SPE = Spectroscopy; AST = Asteroseismology
 TRA = Transits; DESP = Dartmouth Models; MULT = Multiple Models

Secondary Eclipse Parameters for KIC 002569488-01 / KOI 4944.01

Detrend	Depth (ppm)	R_p (R_{\oplus})	T_{max} (K)	T_{obs} (K)	A_{obs}
DV	-91 ± 7	$23.16^{+3.19}_{-1.60}$	4818^{+225}_{-172}	-3907^{+125}_{-164}	$0.063^{+0.011}_{-0.011}$
Alt.	-33 ± 4	$24.41^{+3.52}_{-1.65}$	4823^{+227}_{-165}	-4026^{+110}_{-144}	$0.021^{+0.004}_{-0.004}$

T_{max} = Theoretical Maximum Planetary Temperature

T_{obs} = Observed Planetary Temperature (Assuming $A=0.3$)

A_{obs} = Observed Albedo (Assuming $T=0$)

If a secondary eclipse is present, the system is likely an EB if $T_{\text{obs}} \gg T_{\text{max}}$ AND $A_{\text{obs}} \gg 1.0$

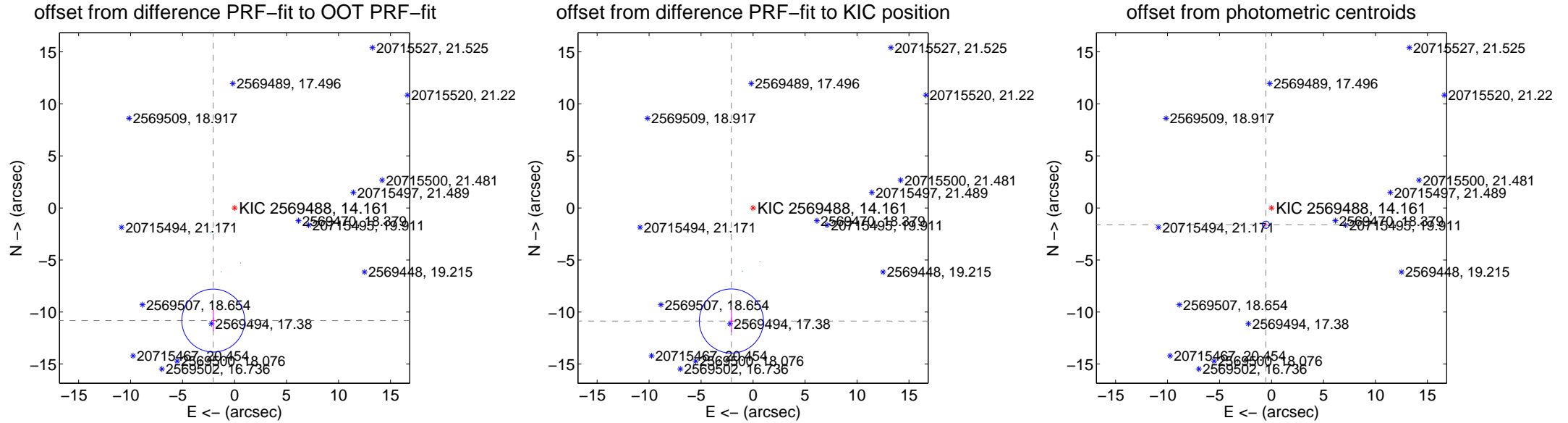
DV Centroid Data

Supplemental centroid analysis for 002569488-01. Kepler magnitude: 14.16. Transit SNR 40.35

There are 14 quarters with good PRF difference image offsets

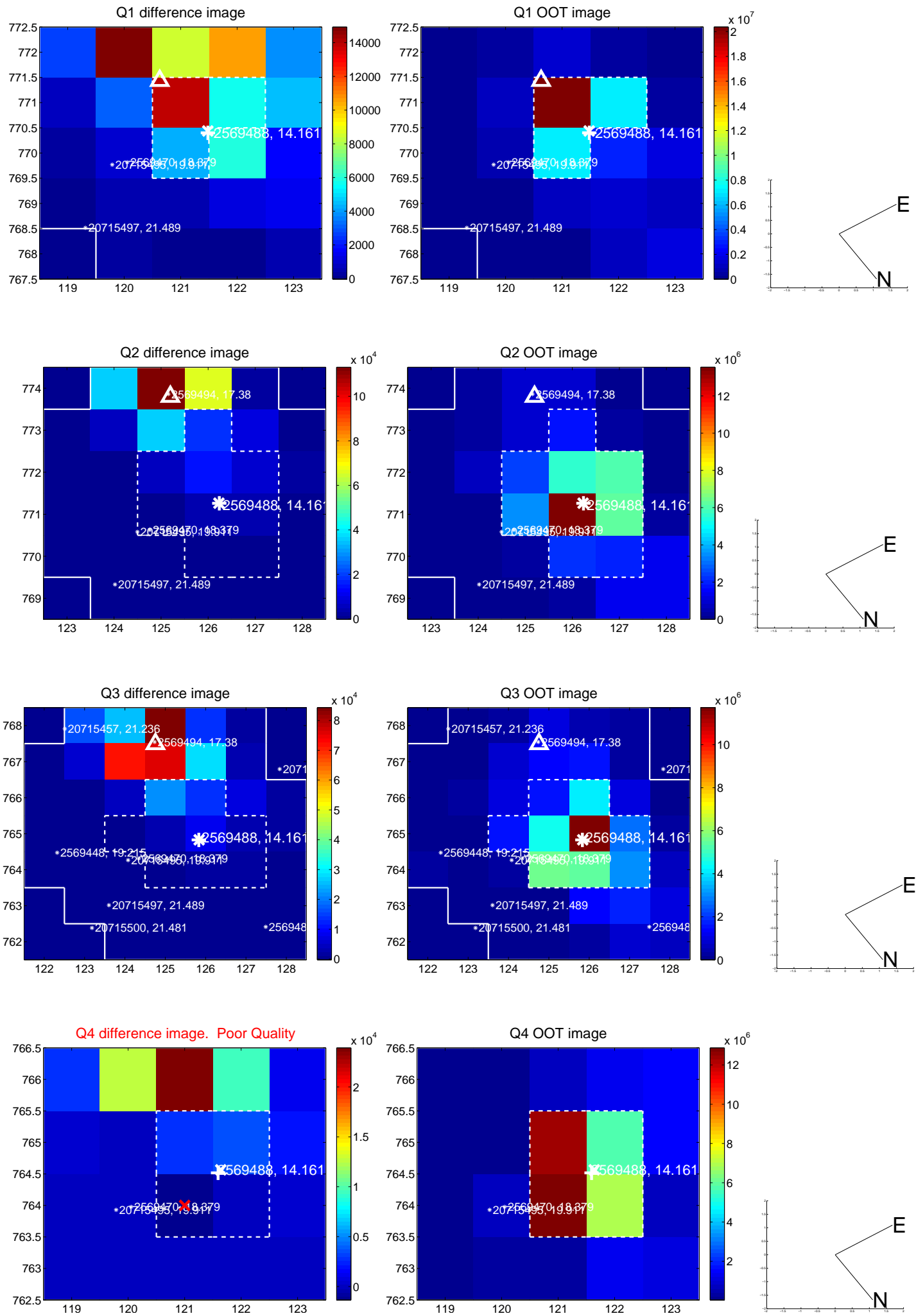
The direct PRF centroid is offset from the target star catalog position by about 0.12 arcsec

	Distance in arcsec	Distance / σ	Δ RA	Δ Dec
PRF-fit source offset from OOT	11.016 \pm 1.008	10.93	2.052 \pm 0.193	-10.824 \pm 1.023
PRF-fit source offset from KIC position	11.070 \pm 1.028	10.77	2.087 \pm 0.202	-10.871 \pm 1.037
photometric centroid source offset	1.70 \pm 0.12	14.73	0.54 \pm 0.10	-1.61 \pm 0.12

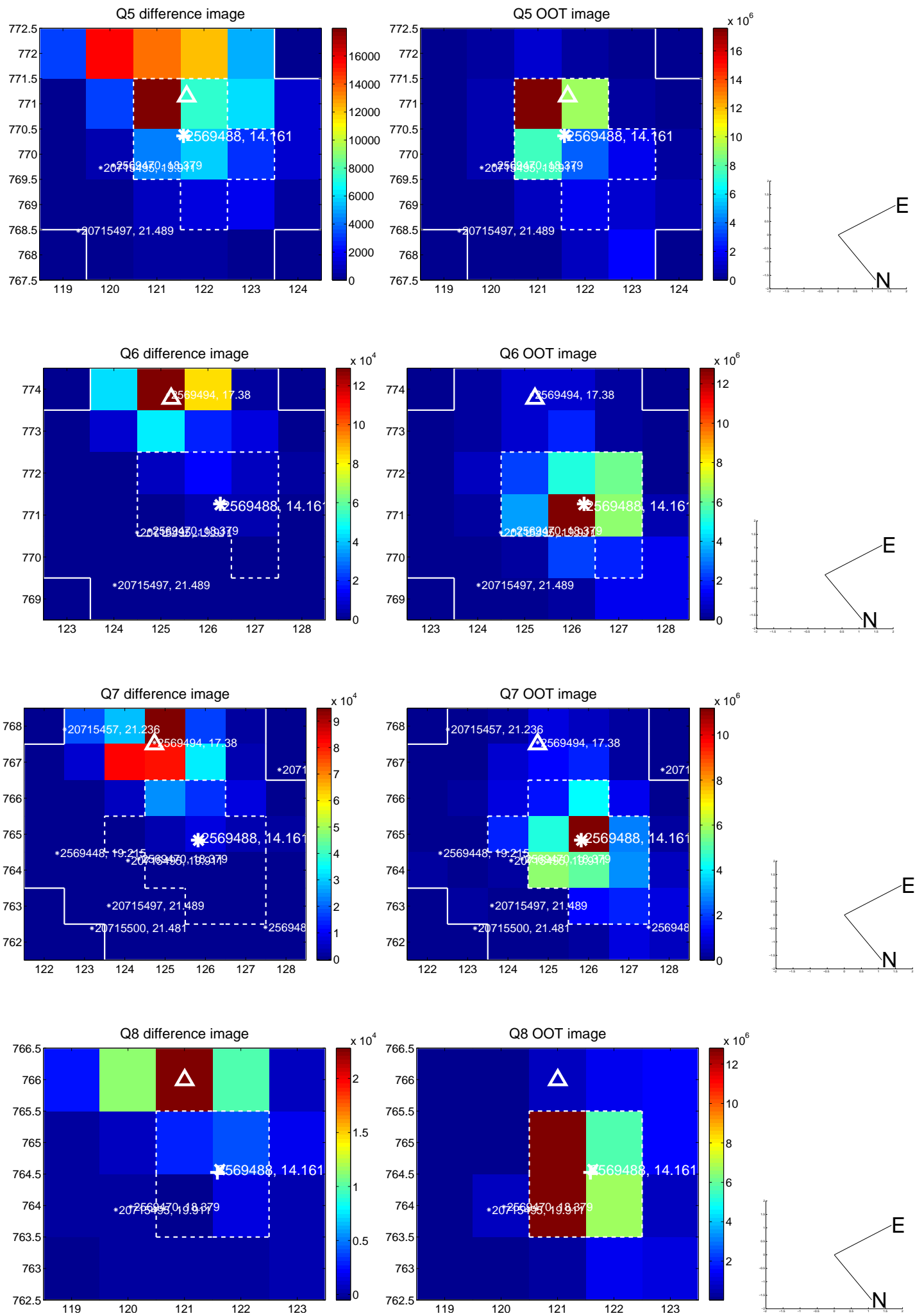


Centroid source offsets from the target star reconstructed from PRF and photometric centroids. **Sky blue crosses: good quarterly centroid offsets; Vermillion crosses: bad quarterly centroid offsets**; magenta cross: average over quarters. Length of the crosses: one- σ uncertainty. Blue circle: three- σ . Red *: target star. Blue *: Other stars. Text next to a star gives its KIC ID and kepmag. KIC IDs > 15,000,000 are from the UKIRT catalog.

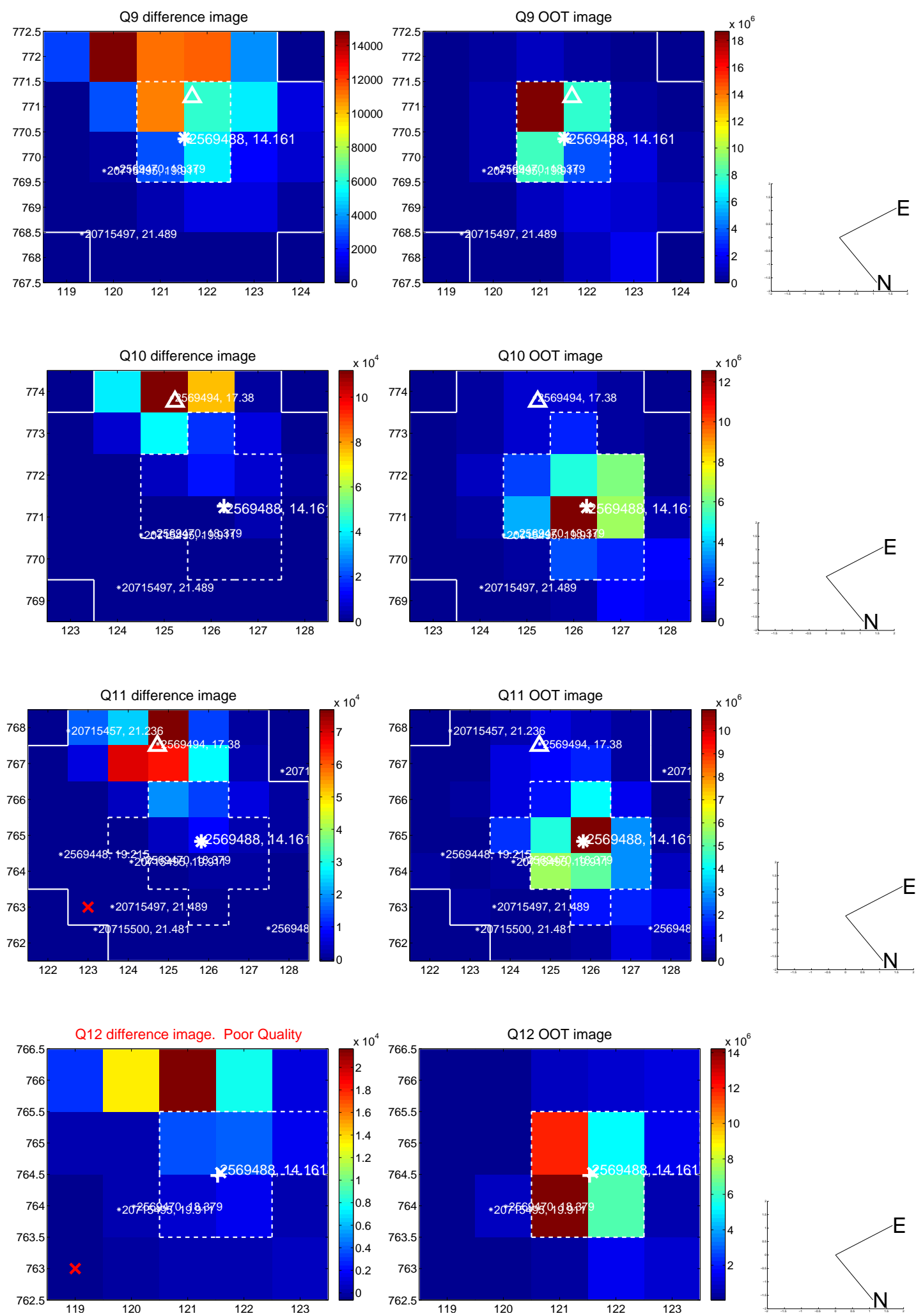
white \times : KIC target position; +: OOT centroid; \triangle : difference centroid. red \times : large negative pixel value.



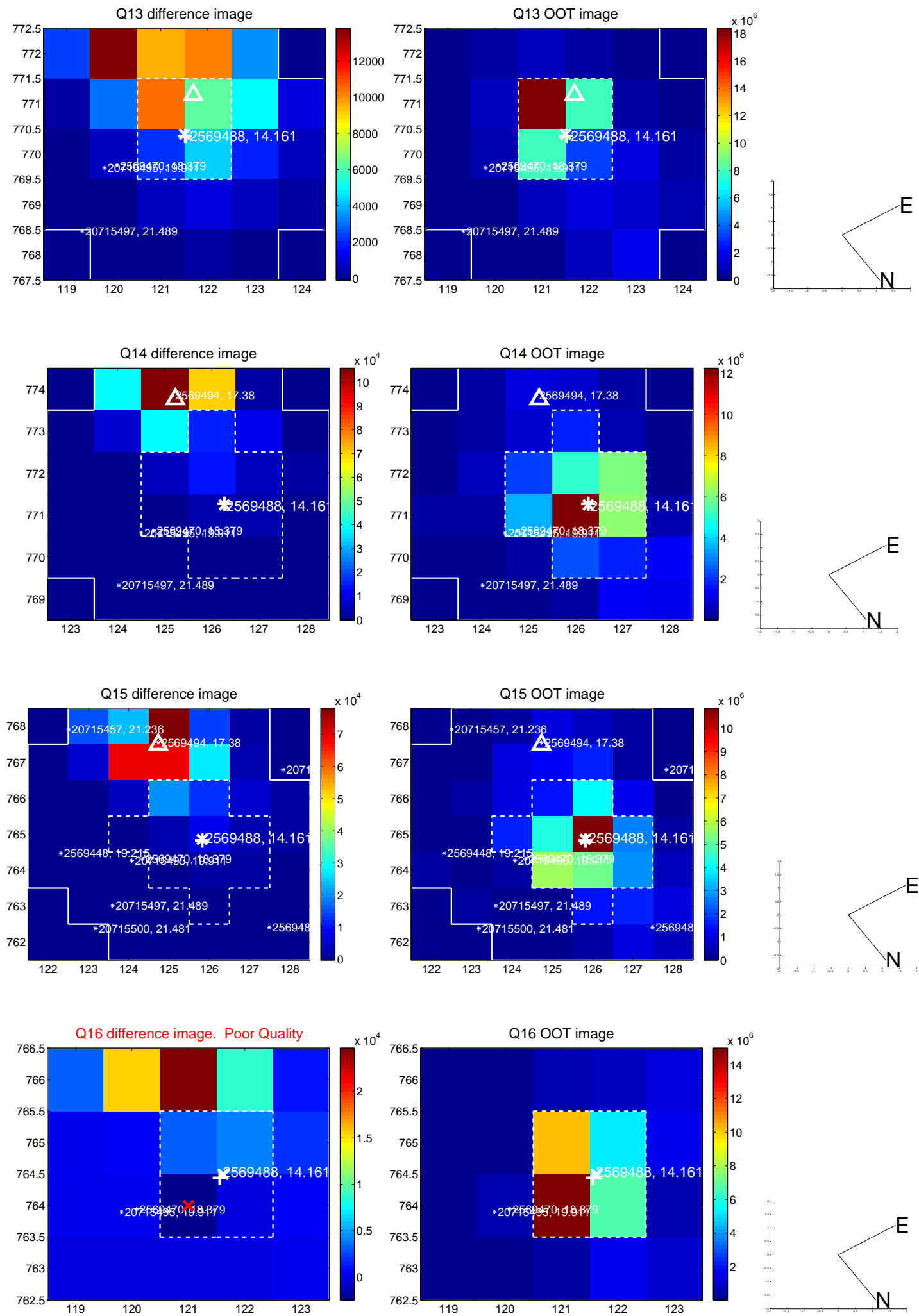
white \times : KIC target position; +: OOT centroid; \triangle : difference centroid. red \times : large negative pixel value.



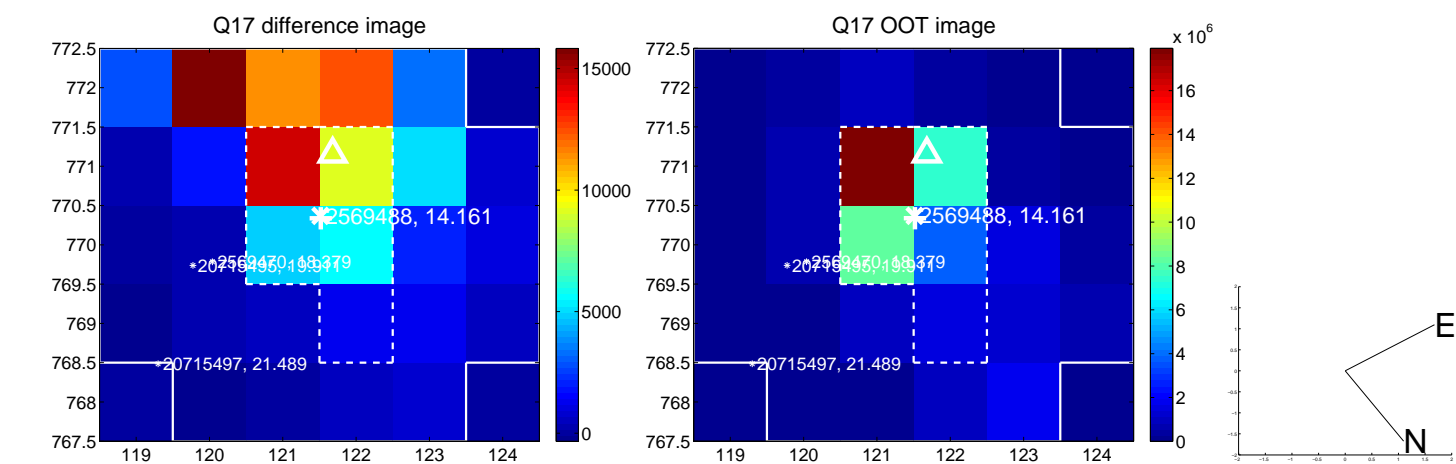
white \times : KIC target position; +: OOT centroid; \triangle : difference centroid. red \times : large negative pixel value.



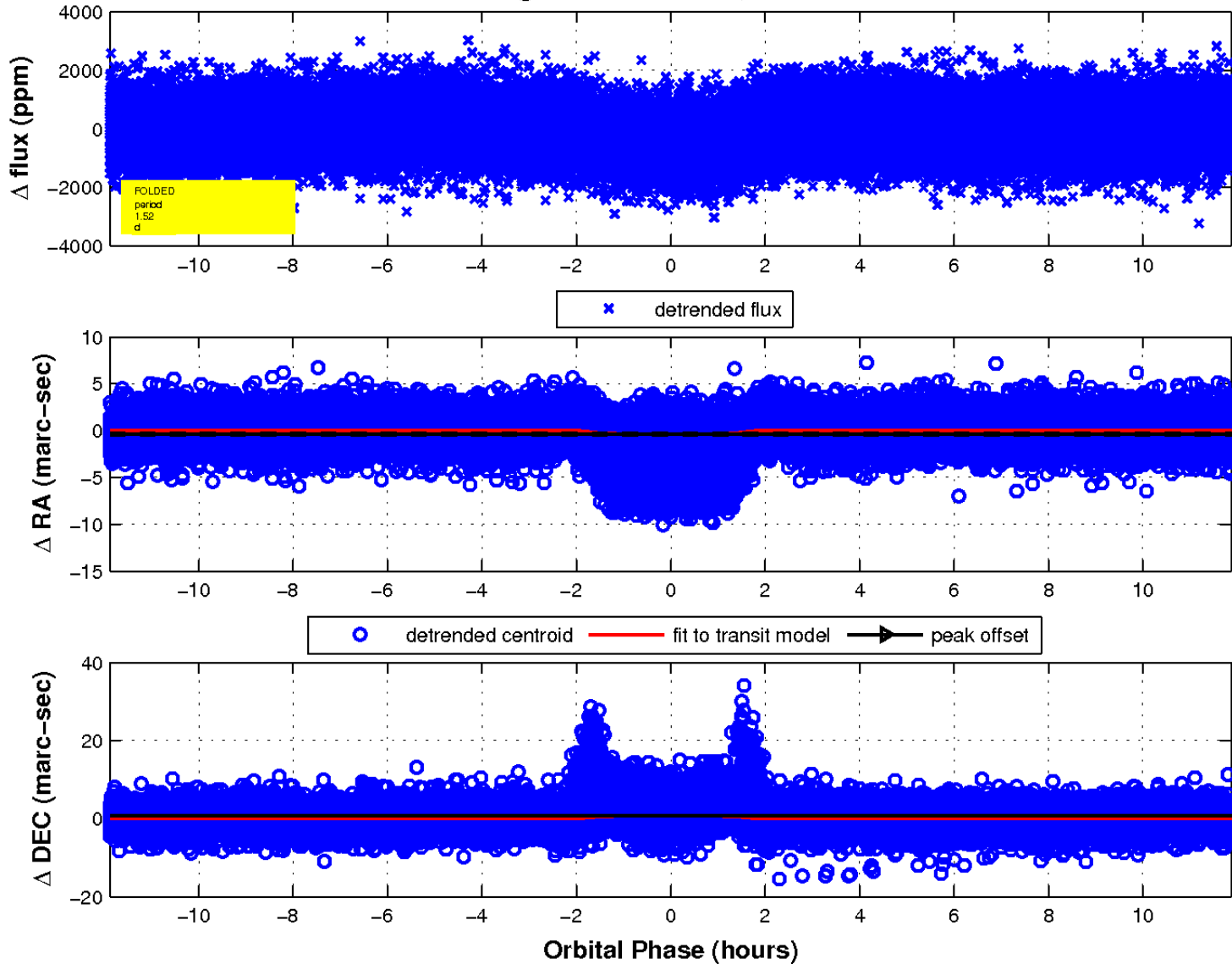
white \times : KIC target position; +: OOT centroid; \triangle : difference centroid. red \times : large negative pixel value.



white \times : KIC target position; $+$: OOT centroid; \triangle : difference centroid. red \times : large negative pixel value.



fluxWeightedCentroids, Planet 1 of 1



UKIRT Image

Declination

